

**CITY OF TEXAS CITY  
INVESTMENT REPORT  
FOR THE QUARTER ENDING March 31, 2009**

The City's Investment Policy requires the Director of Finance to submit quarterly reports to the City Commission.

A summary of the transactions in the portfolio for the quarter ending March 31, 2009 are as follows:

	<u>BOOK VALUE</u>	<u>MARKET VALUE</u>
INVESTMENTS-BEG. OF PERIOD	\$26,663,744	\$26,718,468
INVESTMENT PURCHASES/ADDITIONS	30,095,598	30,095,598
INVESTMENT MATURITIES/DELETIONS	(3,000,000)	(3,000,000)
AMORTIZATION(PREMIUM/DISCOUNT)	2,597	-
CHANGE IN FAIR MARKET VALUE	-	(31,770)
INVESTMENTS-END OF PERIOD	<u>\$53,761,939</u>	<u>\$53,782,296</u>
ACCRUED INTEREST 03-31-09	<u>75,500</u>	<u>75,500</u>
INVESTMENTS-END OF PERIOD PLUS ACCRUED INTEREST	<u><u>\$53,837,439</u></u>	<u><u>53,857,796</u></u>

**Portfolio Composition:**

Agency Securities	17%
Bank Deposits	83%

**Benchmark Rate of Return:**

1 Year T-Note	.5500
6 Month T-Bill	.3500
3 Month T-Bill	.1600
City's Portfolio	1.1010

**Weighted Average Maturity of Portfolio:**

53 days

**CITY OF TEXAS CITY**

*Investment Report  
All Funds Combined*

*Portfolio Summary  
Activity for Quarter Ending  
March 31, 2009*

**CITY OF TEXAS CITY**  
**Investment Report**  
**All Funds Combined**

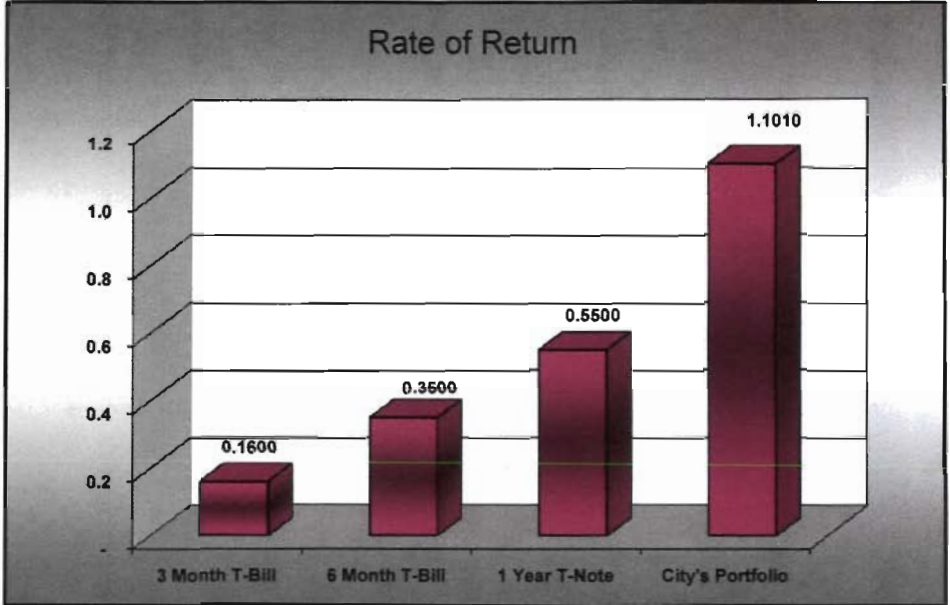
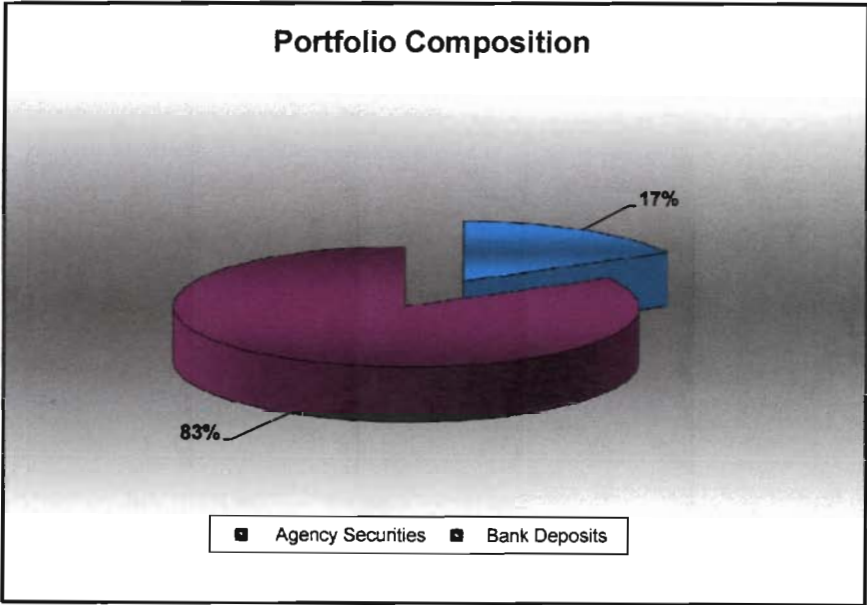
*Portfolio Summary*  
*Activity for Quarter Ending*  
*March 31, 2009*

	<u>Book Value</u>	<u>Market Value</u>	<u>Ratio</u>
Investments at Beginning of Period	\$26,663,744	\$26,718,468	<u>1.0021</u>
Investment Purchases/Deposits	30,095,598	30,095,598	
Investment Maturities/Withdrawals	(3,000,000)	(3,000,000)	
Amortization of Premium/Discount or Change in Fair Market Value	2,597	(31,770)	
Investments at End of Period	<u>\$53,761,939</u>	<u>\$53,782,296</u>	<u>1.0004</u>
Accrued Interest 12-31-08	75,500	75,500	
Investments at End of Period Plus Accrued Interest	<u>\$ 53,837,439</u>	<u>\$ 53,857,796</u>	

I, Cheryl T. Hunter, hereby certify that, to the best of my knowledge and belief, all investments have been made in compliance with the investment strategy of the City of Texas City, Texas, and the requirements of the Texas Public Funds Investment Act (TPFIA).



**CITY OF TEXAS CITY**  
*Investment Report*  
*All Funds Combined*



**CITY OF TEXAS CITY**  
**Investment Report**  
All Funds Combined

Description	Dates		Face Amount	12/31/08			Additions	Change in Market Value	Amortization Prem./Dis.	Retirements	03/31/09			Yield to Maturity	Weighted Average Maturity
	Buy	Maturity		Book Value	Market Value	Accrued Interest					Book Value	Market Value	Accrued Interest		
<b>Treasury Bills</b>															
				0	0	0	0	0	0	0	(0)	0	0	0.00%	0
											(0)	0	0	0.00%	0
<b>Treasury Notes</b>															
							0				0	0	0		0
				0	0	0	0	0	0	0	0	0	0		
<b>Agency Discount Notes</b>															
				0	0	0		0	0	0	0	0	0	0.00%	0
				0	0	0	0	0	0	0	0	0	0		
<b>Agency Coupon Notes</b>															
FHLB Notes	09/27/07	01/14/09	1,000,000	1,000,269	1,001,560	13,125		(1,560)	(269)	(1,000,000)	0	0	0	0.000%	0
FHLB Notes	09/27/07	02/13/09	1,000,000	1,000,925	1,005,630	13,125		(5,630)	(925)	(1,000,000)	0	0	0	0.000%	0
FNMA Notes	09/27/07	03/16/09	1,000,000	997,355	1,005,310	7,813		(5,310)	2,645	(1,000,000)	0	0	0	0.000%	0
FNMA Notes	09/27/07	04/14/09	1,000,000	998,381	1,009,690	8,235		(8,440)	1,415		999,796	1,001,250	9,625	4.441%	14
FNMA Notes	09/27/07	05/05/09	1,000,000	1,001,932	1,015,310	7,778		(11,250)	(1,402)		1,000,530	1,004,060	12,500	4.410%	35
FHLMC Notes	04/28/08	04/28/10	3,500,000	3,500,000	3,505,040	18,681		210	0		3,500,000	3,505,250	26,688	3.050%	388
FHLMC Notes	05/23/08	04/28/10	3,500,000	3,493,995	3,505,040	18,681		210	1,133		3,495,128	3,505,250	26,688	3.184%	388
				11,992,856	12,047,580	87,438	0	(31,770)	2,597	(3,000,000)	8,995,453	9,015,810	75,500		53
<b>Certificates of Deposit</b>															
				0	0	0	0	0	0	0	0	0	0		
<b>Bank Deposits</b>															
Savings Account	05/15/06	01/01/07	9,000,000	14,670,888	14,670,888	0	30,095,598	0	0	0	44,766,486	44,766,486	0	0.630%	1
				14,670,888	14,670,888	0	30,095,598	0	0	0	44,766,486	44,766,486	0		1
<b>Summary:</b>															
Treasury Securities				0	0	0	0	0	0	0	(0)	0	0		
Agency Securities				11,992,856	12,047,580	87,438	0	(31,770)	2,597	(3,000,000)	8,995,453	9,015,810	75,500		
Certificates of Deposit				0	0	0	0	0	0	0	0	0	0		
Bank Deposits				14,670,888	14,670,888	0	30,095,598	0	0	0	44,766,486	44,766,486	0		
				<b>\$26,663,744</b>	<b>\$26,718,468</b>	<b>\$87,438</b>	<b>\$30,095,598</b>	<b>(\$31,770)</b>	<b>\$2,597</b>	<b>(\$3,000,000)</b>	<b>\$53,761,939</b>	<b>\$53,782,296</b>	<b>\$75,500</b>	<b>1.101%</b>	<b>53</b>

# Investment Report

## City of Texas City

### 01/01/09 - 03/31/09

This report summarizes the investment position of City of Texas City for the period 01/01/09 to 03/31/09.

	12/31/08	03/31/09
Book Value	26,663,743.81	53,761,938.95
Market Value	26,718,468.00	53,782,295.92
Par Value	26,670,888.00	53,766,485.92
Change in Market Value		-31,770.00
Weighted Average Maturity (in Days)	141	53
Weighted Average Yield-to-Maturity of Portfolio	2.4852%	1.1010%
Yield-to-Maturity of 1 Yr. Treasury Note	0.2932%	0.5500%
Accrued Interest		75,500.00

This report is presented in accordance with the Texas Government Code Title 10 Section 2256.023. The below signed hereby certify that, to the best of their knowledge on the date this report was created, City of Texas City is in compliance with the provisions of Government Code 2256 and with the stated policies and strategies of City of Texas City.

Chad Hunter

---

5/5/09

---



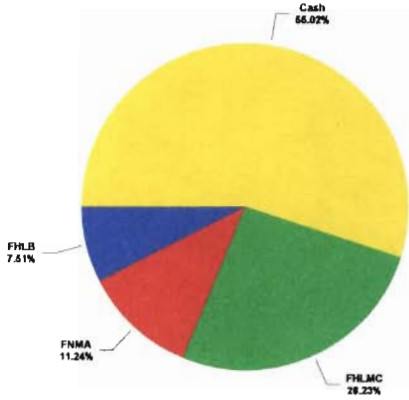
---

# Investment Report

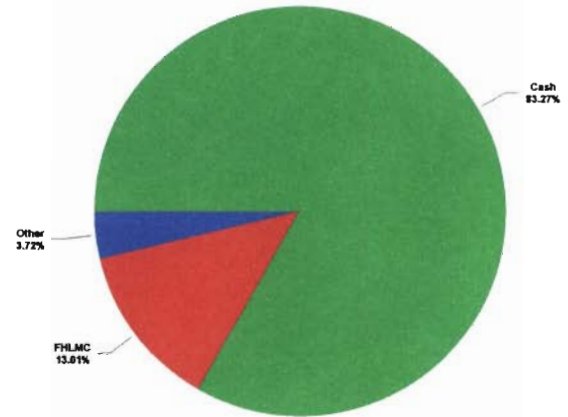
## City of Texas City

01/01/09 - 03/31/09

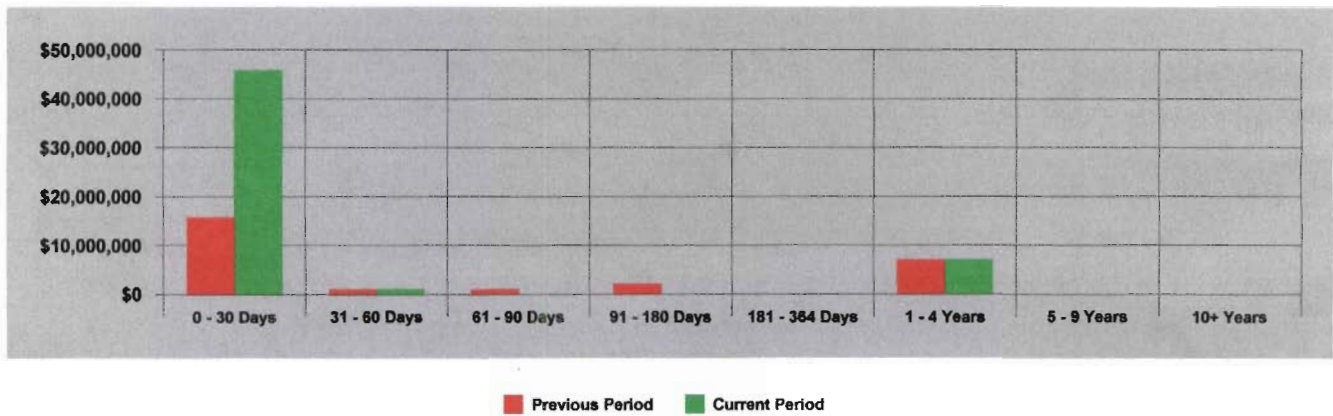
**Portfolio Composition - 12/31/08**



**Portfolio Composition - 03/31/09**



**Maturity Aging - 12/31/08 vs 03/31/09**



**Portfolio Performance - 01/01/09 to 03/31/09**

