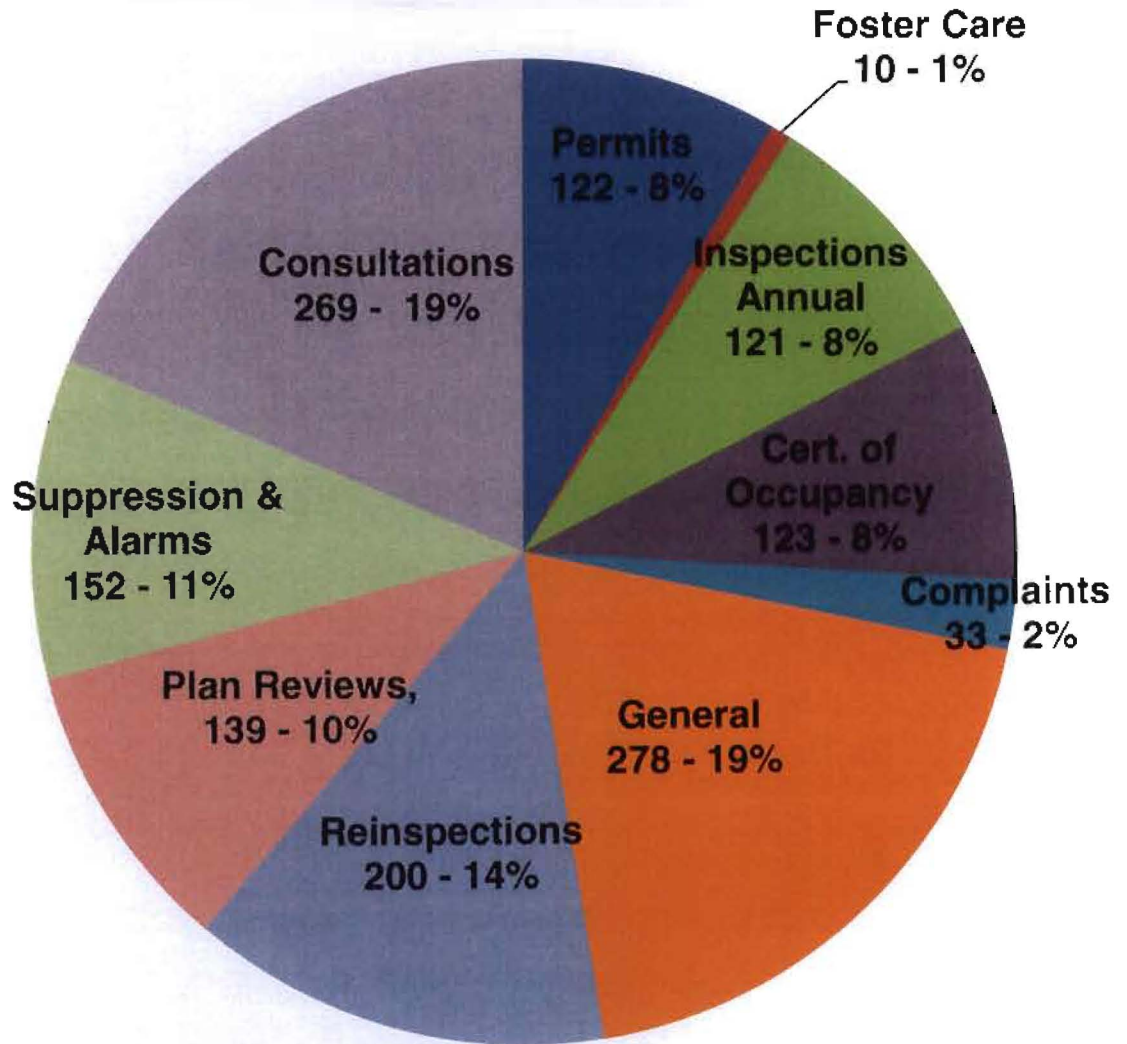


---

**State Of The  
Texas City Fire Department  
2010**

---

# Inspections By Type 01-01-10 thru 12-31-10

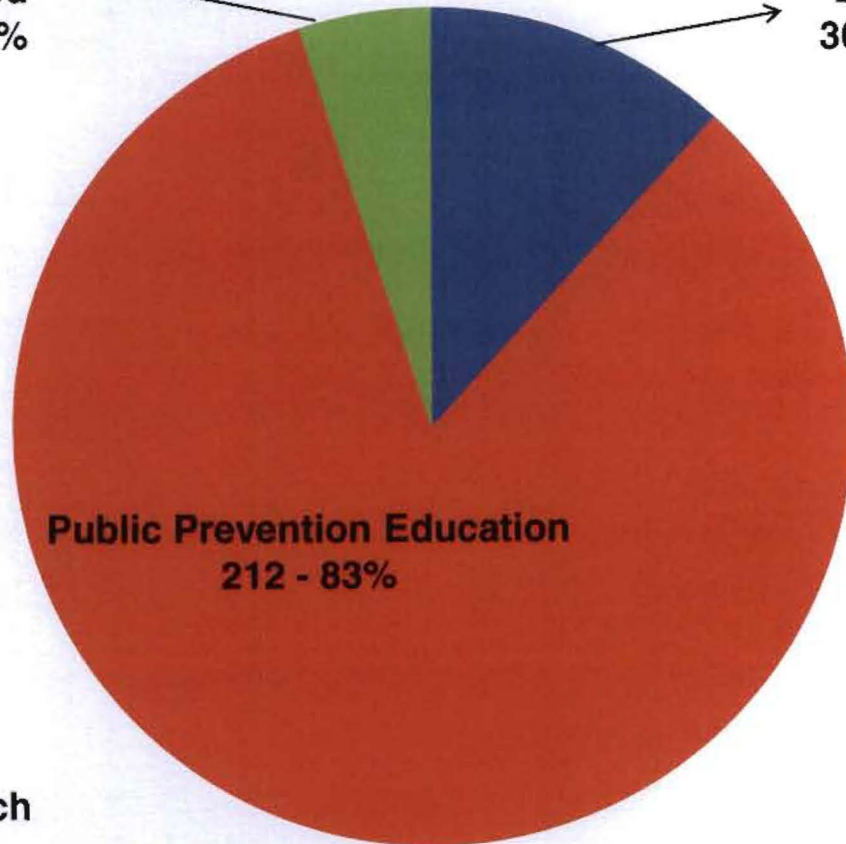


Customer Contacts and Service  
1447

# Community Outreach Stats 01-01-2010 thru 12-31-2010

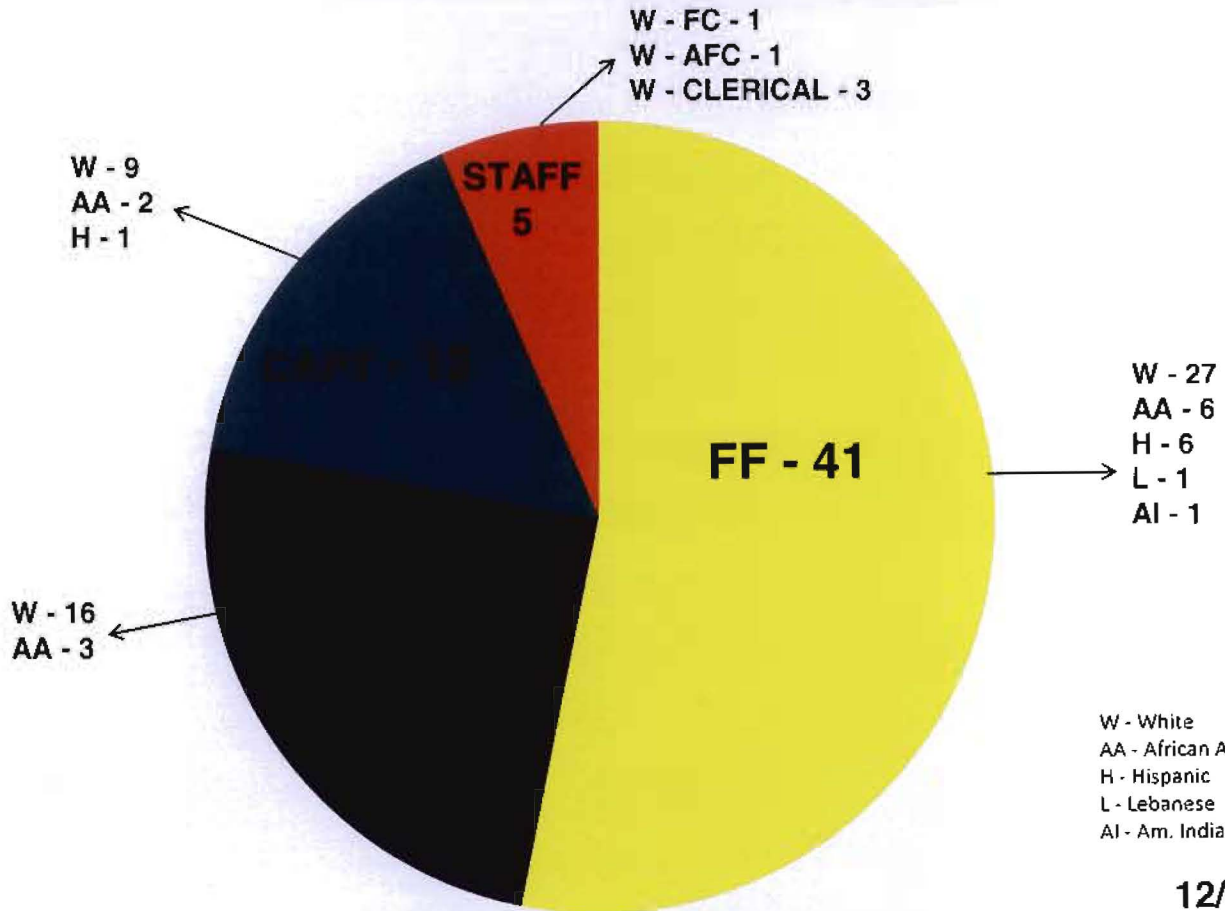
Smoke Detectors  
Installed  
13 - 15%

Community  
Events  
30 - 12%



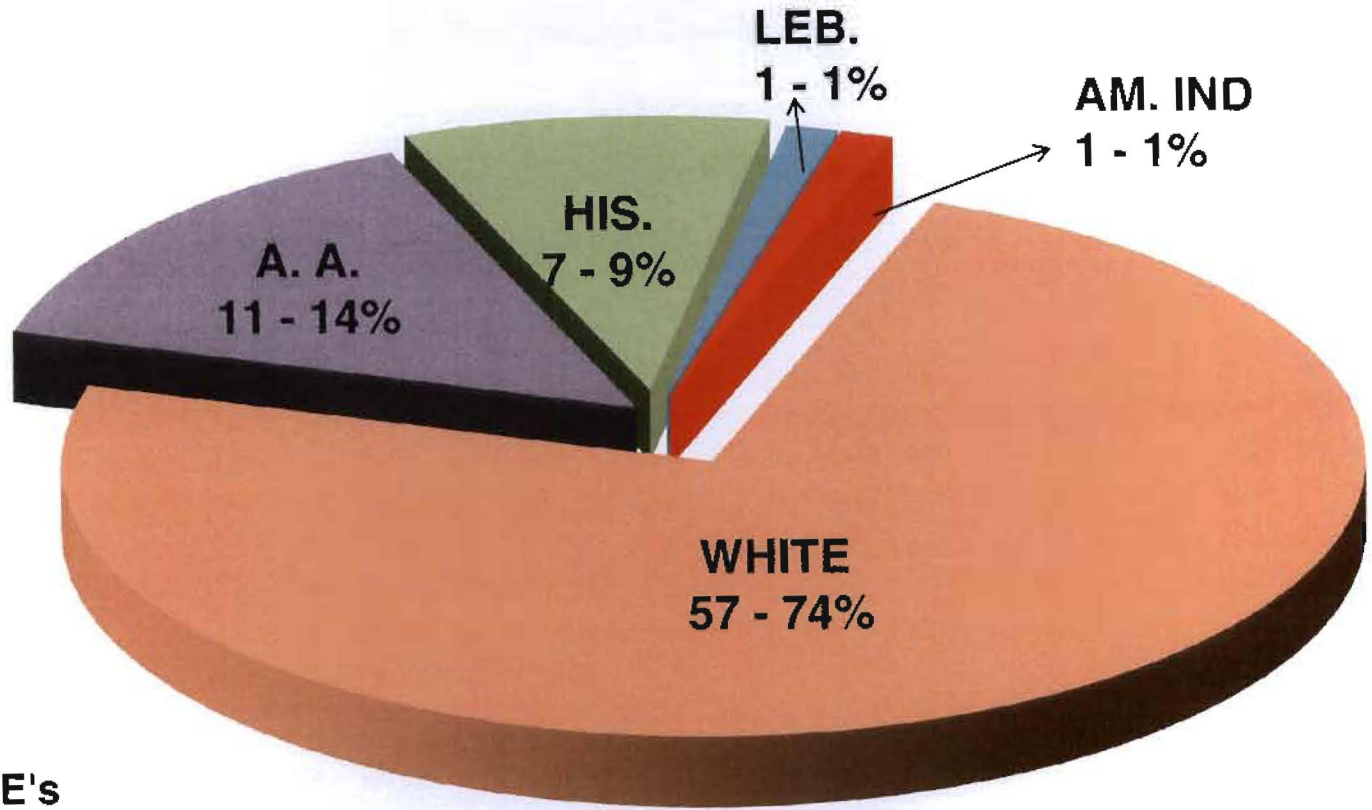
Community Outreach  
255

# ETHNICITY AND RANK



12/2010

# DEPARTMENTAL ETHNICITY 12-31-2010



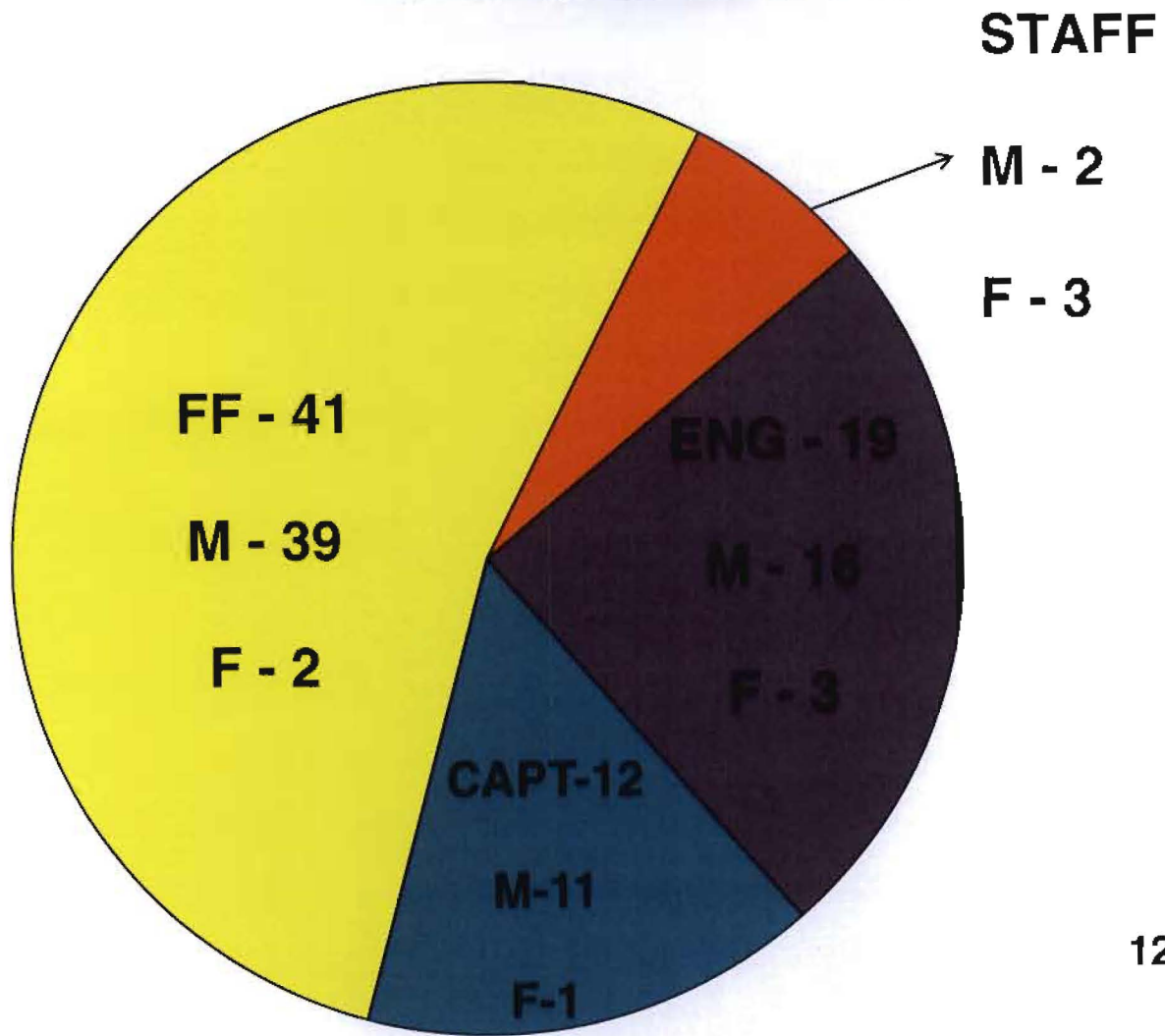
81 FTE's

(75%) LIVE OUT OF TEXAS CITY

(25%) LIVE IN TEXAS CITY

12/2010

# GENDER RANK BREAKDOWN



12/2010

Texas City Fire Department - Statistics	<u>2010</u>	<u>%</u>	<u>2009</u>	<u>%</u>	<u>2008</u>	<u>%</u>
Total Incidents	6670		7322		7528	
<b>Emergency Medical Services</b>	<b>5358</b>	<b>80%</b>	<b>5737</b>	<b>79%</b>	<b>5694</b>	<b>76%</b>
Collections - FY	\$ 1.3 m		\$ 1.3 m		\$ 1.5 m	
Service Call/ Good Intent	598	9%	913	13%	1030	14%
Investigation / Lift assists						
<b>Alarm Activations</b>	<b>310</b>	<b>5%</b>	<b>320</b>	<b>6%</b>	<b>65</b>	<b>4%</b>
Operated Correctly - no Fire	192		221		206	
Malfunction -False	118		99		59	

Texas City Fire Department - Statistics	<u>2010</u>	<u>%</u>	<u>2009</u>	<u>%</u>	<u>2008</u>	<u>%</u>
<b>Fires - applied water</b>	<b>196</b>	<b>3%</b>	<b>197</b>	<b>3%</b>	<b>258</b>	<b>4%</b>
Structure	63		72		90	
Vehicle	31		30		38	
Wildland	34		29		29	
Trash / Refuse	35		34		67	
Industrial	32		30			
<b>HAZMAT</b>	<b>156</b>	<b>2%</b>	<b>153</b>	<b>2%</b>	<b>242</b>	<b>4%</b>
<b>RESCUE</b>	<b>26</b>	<b>.4%</b>	<b>9</b>	<b>.4%</b>	<b>21</b>	<b>.3%</b>
Water Rescue	13		6		13	
Technical Rescue	13		3		8	

Texas City Fire Department - Statistics

Station Responses	1	2	3
<b>Fire/ Rescue/ Service</b>	<b>536 – 35%</b>	<b>420 – 28%</b>	<b>576 – 38%</b>
<b>EMS</b>	<b>1905 – 37%</b>	<b>1769– 34%</b>	<b>1475 – 29%</b>
<b>Total</b>	<b>2441– 37%</b>	<b>2189– 33%</b>	<b>2051– 31%</b>
<b>Daytime Responses</b>	<b>7 AM – 7 PM</b>	<b>62% of all calls</b>	
<b>Night time Responses</b>	<b>7 PM – 7 AM</b>	<b>38% of all calls</b>	
	Responses	Shift	
	Engine	2 Average	
	Ambulance	5 Average	
	3 Stations	18.3 Average	

