


City of Texas City

Financial Highlights
As of June 30, 2022



GENERAL FUND REVENUES

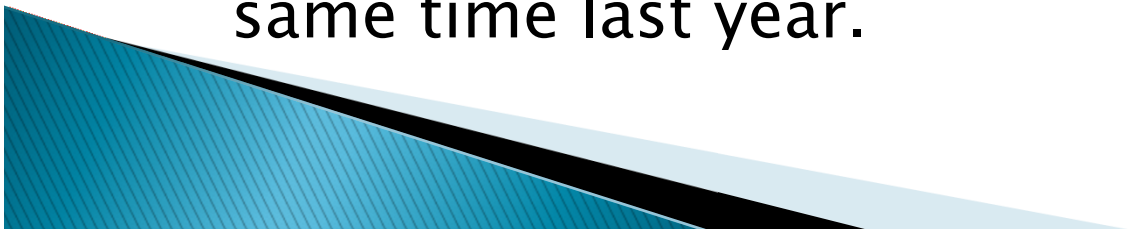
\$45,658,953 which is 73.5% of budgeted revenues

GENERAL FUND EXPENDITURES

\$53,166,248 which is 68.3% of budgeted Expenditures. \$8.5 million of the \$53.2 million is for fire station #4.

NET REVENUES OVER/(UNDER) EXPENDITURES

(\$7,507,295) compared to \$4,505,090 at the same time last year.



UTILITY REVENUE FUND REVENUES


\$13,691,220 which is 68.9% of budgeted revenues

UTILITY REVENUE FUND EXPENDITURES

\$11,746,667 which is 43% of budgeted expenditures. Included in this \$11.7 million, are capital (depreciable) expenditures of \$2.6 million.

NET REVENUES OVER/(UNDER) EXPENDITURES

\$1,944,553 compared to \$826,068 at the same time last year.



PROPERTY TAX COLLECTIONS

General Fund: \$25,460,281 net of refunds

Debt Service Fund: \$3,594,240 net of refunds

This is a total decrease of \$851,673, over June 2021 year to date collections.

SALES TAX COLLECTIONS

General Fund: \$9,192,362, net of refunds

TCEDC: \$3,064,121, net of refunds

This is a decrease of \$846,477 and \$282,159, respectively, compared to June 2021.

