

Status: Quote

LEAGUE CITY OUTDOOR POWER EQUIPMENT  
211 LEAGUE CITY PARKWAY  
LEAGUE CITY, TX 77573  
TEL: 281-316-6900

Quote #: 124949

Invoice Date:

Print Date: 11/9/2022

<b>BILLING ADDRESS</b>
CITY OF TEXAS CITY City of Texas City 1801 9th Avenue North Texas City, Texas 77590 United States 4096435980

<b>SHIP ADDRESS</b>
CITY OF TEXAS CITY City of Texas City 1801 9th Avenue North Texas City, Texas 77590 United States 4096435980

Sales Rep	Terms	Tax Code	Customer PO	Sales Type	Ship Date
2 - Parts Manager	NET30	NT		Regular or Over the Counter	

Qty	OEM Code	Item No.	Item Description	Bin Location	Your Price	Amount
1.00			LZS86TDYM12RW0 - Lazer Z Diesel 43.5 HP** Yanmar 3TNV86CT Diesel w/144" UltraCut RD Deck, Susp Seat & 15" Semi-Pneum		66,794.00	66,794.00
1.00			Omnia Partners #20469 is the contract number for the quote		0.00	0.00

<b>Tax Authority Code</b>
NT 0.0000

<b>Invoice Payments</b>		
Type	Amount	Date

<b>Total Invoice</b>	
Subtotal:	66,794.00
Ship by Will Call	0.00
Sales Tax:	0.00
<b>Total Due:</b>	<b>66,794.00</b>
Total Paid:	0.00
<b>Balance Due:</b>	<b>66,794.00</b>

Tracking No. \_\_\_\_\_

THANK YOU FOR YOUR BUSINESS

All returns are subject to a 20% restock fee.  
No returns without receipt.  
No returns on electrical items and equipment.  
No returns after 14 days.  
No returns on special orders or close out items.

Signature

X \_\_\_\_\_

# Exmark Lazer Z Diesel Turf Equipment Limited Warranty - 5 Years or 1,500 Hours (with No Hour Limit the First 2 Years)



## General Warranty Conditions and Products Covered

Exmark Mfg. Co. Inc. warrants on the terms and conditions herein that it will repair, replace or adjust any part on these products found (in the exercise of our reasonable discretion) to be defective in materials or workmanship.

This warranty may only be assigned or transferred to a second (or third) owner by an authorized Exmark dealer. The warranty period commences upon the date of the original retail purchase.

## Warranty Conditions

This warranty applies to Exmark Lazer Z Diesel turf equipment sold in the U.S. or Canada for a period of five years or 1,500 hours of operation (whichever occurs first), with no hour limit for the first two years.

This warranty only includes the cost of parts and labor. For the first warrantable service repair on units used exclusively for personal use, Exmark will cover up to \$45 for associated pick-up and delivery charges to and from any authorized Exmark service dealer. Additional transportation charges may apply; contact your dealer for details.

## Warranty Exceptions

### Warranty Exceptions

- Bags, Belts and Tires
- Battery
- Engine

### Warranty Period

500 hours  
1 Year - \$110 Reimbursement  
3 Years or 2000 Hours  
(No limit first two years)

## Items and Conditions Not Covered

This warranty does not cover the following:

- Any damage or deterioration due to normal use, wear and tear, or exposure.
- Cost of regular maintenance service or parts, such as filters, fuel, lubricants, tune-up parts, and adjustments.
- Any product or part which has been altered or misused or required replacement or repair due to normal wear, accidents, or lack of proper maintenance as set forth in the maintenance section of the operator's manual.
- Any repairs necessary due to use of parts, accessories or supplies, including gasoline/diesel, oil or lubricants, incompatible with the turf equipment or other than as recommended in the operator's manual or other operational instructions provided by Exmark.

There are no other express warranties except for engine and special emission system coverage.

All warranty work must be performed by an authorized Exmark Service Dealer using Exmark approved replacement parts.

## Instructions for Obtaining Warranty Service

The product must be registered with original proof of purchase by an Exmark Service Dealer before obtaining any warranty service.

Contact any Exmark Service Dealer to arrange service at their dealership. To locate a dealer convenient to you, access our website at [www.Exmark.com](http://www.Exmark.com) U.S. or Canada customers may also call 402-223-6375.

If for any reason you are dissatisfied with the Service Dealer's analysis or with the assistance provided, contact us at:

Exmark Customer Service Department  
415 Industrial Row  
Beatrice, NE 68310  
402-223-6375 or  
[service@exmark.com](mailto:service@exmark.com)

## Owner's Responsibilities

If your product requires warranty service it must be returned to an authorized Exmark service dealer within the warranty period. This warranty extends only to turf equipment operated under normal conditions. You must read the operator's manual. You must also properly service and maintain your Exmark product as described in the operator's manual. Such routine maintenance, whether performed by a dealer or by you, is at your expense.

## General Conditions

The sole liability of Exmark with respect to this warranty shall be repair or replacement of defective components as set forth herein. **Exmark is not liable for any incidental or consequential loss or damage.** Such damages include but are not limited to:

- Expenses related to gasoline/diesel, oil or lubricants.
- Travel time, overtime, after hours time or other extraordinary repair charges or charges relating to repairs or replacements outside of normal business hours at the place of business of the authorized Exmark Service Dealer.
- Rental of like or similar replacement equipment during the period of any warranty, repair or replacement work.
- Any telephone charges or travel charges.
- Loss or damage to person or property other than that covered by the terms of this warranty.
- Any claims for lost revenue, lost profit or additional cost as a result of a claim of breach of warranty.
- Attorney's fees.

No claim of breach of warranty shall be cause for cancellation or rescission of the contract of sale of any Exmark mower.

**All implied warranties of merchantability (that the product is fit for ordinary use) and fitness for use (that the product is fit for a particular purpose) are limited to the duration of the express warranty.**

**Some states do not allow exclusions of incidental or consequential damages, or limitations on how long an implied warranty lasts, so the above exclusions and limitations may not apply to you.**

This warranty gives you specific legal rights, and you may also have other rights which vary from state to state.

## 144" MOWER SPEC.

Parts Department <parts@lcope.com>

Mon 10/31/2022 11:46 AM

To: Derek Brubaker <dbrubaker@texascitytx.gov>

### **\*\*EXTERNAL EMAIL\*\***

Good morning Derek,

This Robert in this I'm going to put all the specifications of the 144" mower.

#### EQUIPMNET

- **Blade Spindles**No maintenance, sealed and non-greasable spindles; 7.75"-diameter cutter housing with 25mm (.98") diameter spindle shaft, double row bearings, top and bottom, and splined blade driver.
- **Drive Tires**26x12-12, 6ply Multi Trac®
- **Tractor Frame**Welded, heavy-duty 1.5" x 3" x 3/16" tubular steel.
- **Steering Control**Hydraulically dampened twin levers, adjust fore and aft., also adjustable to 2 height positions. Adjustable dampeners (3 positions) to customize drive responsiveness.
- **Front Caster Tires**15 x 6.0-6, smooth-tread, semi-pneumatic.
- **Parking Brake**Spring applied, hydraulic release internal wet disc brake.
- **Seat**Deluxe, two-tone, bolstered 4" travel suspension seat with Elastomeric Vibration Control material. Mounted on innovative Seat Isolation System that provides operator isolation in all three planes of motion as well as fore-aft slide and seat flip-up.
- **Electrical**12-volt battery with 175-amp alternator.
- **Onboard Intelligence**RED Technology
- **Standard Features**12-volt plug-in, engine hour meter and cup holder

#### POWER COMPOENTS

- **Engine Brand**Yanmar
- **Engine Model**3TNV86CT
- **Engine Displacement**1568 cc
- **Engine Series**TNV
- **Fuel System**Common Rail Diesel with fuel cooler
- **Engine Speed**3,000 RPM

- **Air Filter**Heavy-duty canister air filtration system with electronic vacuum sensor
- **Fuel Type**Diesel
- **Fuel Capacity**12-gallon (45.4-L), side fuel tanks
- **Fuel Indicator**Yes - mechanical float type
- **Drive**Hydro-Drive
- **Drive Description**Kanzaki KPS-18T Transmission, 14-quart oil capacity, spin-on filter. 18 cc shoe type pumps and 1.83/1.09 cubic inch 2 speed Danfoss axial piston motors plus Omni planetary gear reduction, hydraulic oil cooler.
- **Engine HP**\*43.5\*\*
- **Speed**Infinitely variable speed selection from 0–10 mph (16 kmph) in low speed forward, 0-6mph (10 kmph) reverse and 0-17 mph (27 kmph) in high speed forward, 0–10 mph (16 kmph) reverse.
- **Carb Compliant**Yes
- **Deck Lift**Hydraulic
- **Safety Package**Operator Presence Controls (OPC) and drive system interlock, with safety interlock system indicators.
- **ROPS**2-post foldable ROPS standard with seat belt and latch.
- **PTO Engagement**Integrated wet clutch system in transmission, connected to right angle gearbox on deck via drive shaft
- **Drive Wheel Release**Allows unit movement without engine running.
- **Casters**.50" thick caster yoke arms.
- **Engine Spec**DTR2

#### DECKS

- **Width / Cutting Deck**144"
- **Deck Style**Floating Deck
- **Deck Style Description**Full-floating UltraCut Rear Discharge Deck. Rear-discharge standard with finish cut baffles included.
- **Deck Construction**7-gauge high strength alloy top that is formed and seam welded, with 7-gauge high strength alloy side skirt.
- **Blade Tip Speed**Approximately 18,500 fpm
- **Cutting Heights**1.0" (2.5 cm) to 5.5" (11.8 cm) in 0.25" (0.64 cm) increments.
- **Blades**6 Blades at 24.50" Length

#### DIMENSIONS

- **Width**144.9 in. (368cm), 84 in. (213cm) @ 3 in. HOC when folded
- **Length**101.3 in. (257.3 cm)
- **Height**72.6 in. (184.3 cm)
- **Curb Weight**3250

## **Disclaimer**

The information contained in this communication from the sender is confidential. It is intended solely for use by the recipient and others authorized to receive it. If you are not the recipient, you are hereby notified that any disclosure, copying, distribution or taking action in relation of the contents of this information is strictly prohibited and may be unlawful.

This email has been scanned for viruses and malware, and may have been automatically archived by **Mimecast Ltd**, an innovator in Software as a Service (SaaS) for business. Providing a **safer** and **more useful** place for your human generated data. Specializing in; Security, archiving and compliance. To find out more [Click Here](#).



# **LAZER Z DIESEL**

For a variety of reasons, the diesel-powered Lazer Z mowers may be the right choice for your cutting needs. They make quick work of the largest, toughest jobs and raise the bar for cut quality, operator comfort, fuel efficiency and ease of handling. Our large 144-inch flex wing deck is capable of mowing more than 11.5-acres per hour,\* making it the most productive mower Exmark has ever built.

**PREMIUM DIESEL PERFORMANCE.  
LEGENDARY DURABILITY.  
MAXIMUM COMFORT & PRODUCTIVITY.**

**FEATURES**

**UltraCut Deck Technology**

Side Discharge: 60 | 72

Rear Discharge: 72 | 96 | 144

**Commercial-Grade Engines**



Yanmar®

**Hydraulic Deck Lift**

Provides for easy cutting height adjustment and quick transport

**Reduced Maintenance**

With an efficient and robust powertrain system, these machines have less maintenance and longer service intervals. The tool-less belt access and removable floor pan makes servicing easy



**BUILT FOR LARGE PROPERTIES**  
The robust engine power and large deck sizes make these mowers Exmark's most productive diesel machines ever. They are a great solution for universities, municipalities, and other sizeable properties yet nimble enough to maneuver smaller landscapes.




**ENHANCED OPERATOR COMFORT**  
Operator comfort is critical to productivity. That's why we've worked so hard to reduce noise and vibration, and placed the operator seat in full suspension on ISO mounts--so you can go for hours.

**TOP ACCESSORIES**

- LED Light Kit
- Micro-Mulch System
- Operator Controlled Discharge
- Sun Shade
- Trash Container
- Turf Striping Kit
- UltraVac Collection Systems

Accessories may not fit each machine model. Please visit [www.exmark.com](http://www.exmark.com) or check with your dealer on necessary fit up for each model.

# BUILT FOR PERFORMANCE



Model	Engine	Deck Size	Deck	Fuel Capacity	Discharge
QUEST E-SERIES	22 HP <sup>3</sup> Kohler 7000 Series <sup>®</sup> KT725	42"	Series 2 Fabricated	3.0 Gallons	ZT-2100
		50"			ZT-2200
QUEST S-SERIES	24.5 HP <sup>3</sup> Exmark 708 V-Twin	54"	UltraCut Series 3	7.0 Gallons	ZT-2800
	24 HP <sup>3</sup> Kohler 7000 Series KT735				ZT-3100
RADIUS E-SERIES	24.5 HP <sup>3</sup> Exmark 708 V-Twin	48"	UltraCut Series 3	7.0 Gallons	ZT-3100
		52"			ZT-3400
		60"			UltraCut Rear Discharge
RADIUS S-SERIES	20.5 HP <sup>3</sup> Kawasaki FX651V V-Twin	48"	UltraCut <sup>™</sup> Series 4	7.0 Gallons	ZT-3400
	22 HP <sup>3</sup> Kawasaki FX691V V-Twin	52"			ZT-3400
	23.5 HP <sup>3</sup> Kawasaki FX730V V-Twin	60"			ZT-3400
RADIUS X-SERIES	31 HP <sup>3</sup> Kawasaki FX921V V-Twin	60"	UltraCut <sup>™</sup> Series 4		
LAZER Z E-SERIES	20.5 HP <sup>3</sup> Kawasaki FX651V V-Twin	48"	UltraCut <sup>™</sup> Series 4	8.0 Gallons	12cc
	24.5 HP <sup>3</sup> Kawasaki FX751V V-Twin	52"			
	25 HP <sup>3</sup> Kohler CV742 Command PRO	60"			
	25.5 HP <sup>3</sup> Kawasaki FX801V V-Twin				
LAZER Z S-SERIES	26 HP <sup>3</sup> Vanguard V-Twin	72"	UltraCut Rear Discharge Deck	12.0 Gallons	16cc
	25.5 HP <sup>3</sup> Kawasaki FX801V V-Twin	52"			
	25.5 HP <sup>3</sup> Kawasaki FX801V V-Twin	52"			
	26.5 HP <sup>3</sup> Kohler ECV749 Command PRO EFI	60"			
LAZER Z X-SERIES	26.5 HP <sup>3</sup> Kohler ECV749 Command PRO EFI	72"	UltraCut Series 6	12.0 Gallons	16cc
	25.5 HP <sup>3</sup> Kawasaki FX801V V-Twin	60"			
	25.5 HP <sup>3</sup> Kawasaki FX801V V-Twin	60"			
	31 HP <sup>3</sup> Kawasaki FX921V V-Twin				
LAZER Z DIESEL	37 HP <sup>3</sup> Vanguard Big Block <sup>™</sup> V-Twin EFI with Oil Guard <sup>™</sup> System	72"	UltraCut Rear Discharge w/ Flex Wings	Kawasaki KPS-18T	
	38 HP <sup>3</sup> Kohler ECV980 Command PRO EFI with RED Technology				
	31 HP <sup>3</sup> Kawasaki FX921V V-Twin	96"			
	37 HP <sup>3</sup> Vanguard <sup>®</sup> Big Block V-Twin EFI with Oil Guard System	72"			
NAVIGATOR	38 HP <sup>3</sup> Kohler ECV980 Command PRO EFI with RED Technology	96"	UltraCut Series 4	7.6 Gallons	12cc
	25 HP <sup>3</sup> Yanmar <sup>®</sup> 3TNV80FT 1.3-Liter Turbo with RED Technology	60"	UltraCut Rear Discharge Deck		
	37 HP <sup>3</sup> Yanmar 3TNV88C 1.6-Liter Common Rail with RED Technology	72"	UltraCut Rear Discharge Deck		
	43.5 HP <sup>3</sup> Yanmar 3TNV86CT 1.6L Common Rail Turbocharged Diesel with RED Technology	144"	UltraCut Rear Discharge w/ Flex Wings		
NAVIGATOR	23 HP <sup>3</sup> Kohler CH730 Command PRO EFI	42"	Full-Floating Fabricated	7.6 Gallons	12cc
	25 HP <sup>3</sup> Kohler CH740 Command PRO	48"			

Ground Speed	Area per Hour	Quitting Height	Seat	Front-Caster	Drive Tires	None Reported	Reported	UltraVibe 2-Bag	UltraVibe 3-Bag	UltraVibe 4-Bag	Warranty	
Up to 7.0 mph	2.37	1.5" to 4.5" 0.5" increments	Foam-Padded High Back, <i>Optional Armrests</i>	11 x 4 Smooth Pneumatic	18 x 7.5-8	*					30-Day Commercial, Limited 3-Year Consumer, Limited <sup>1</sup>	
	2.82			11 x 6 Smooth Pneumatic	18 x 9.5-8	*						
	3.05		Two-Toned, Foam-Padded High Back, with Armrests	13 x 6 Smooth Pneumatic	20 x 10-10	*						
Up to 8.0 mph	3.10	1.5" to 5.0" 0.25" increments	18" Commercial High Back	13 x 6.5-6 Pneumatic	22 x 9.5-12		*	*			4-Year or 500 Hours, Limited <sup>2</sup>	
	3.35				22 x 10.5-12		*	*				
	3.87				23 x 9.5-12		*	*				
Up to 9.0 mph	3.48		20" Premium Full Adjustable Seat Suspension		23 x 10.5-12			*	*			4-Year or 750 Hours, Limited <sup>2</sup>
	3.77							*	*			
	4.35							*	*			
Up to 10.0 mph	4.83			24 x 12-12		*	*			4-Year or 1,000 Hours, Limited <sup>2</sup>		

Up to 8.0 mph	3.10	1.0" to 5.5" In 0.25" increments	Deluxe Adjustable Suspension	13 x 5.0-6 Semi-Pneumatic	23 x 9.5-12			*	*	*	5-Year or 1,250 Hours, Limited No Hour Limit First Two Years <sup>2</sup>	
	3.35			13 x 6.5-6 Semi-Pneumatic	24 x 12-12			*	*	*		
Up to 10.0 mph	4.84		13 x 6.5-6 Pneumatic (A3 Models)	Deluxe Adjustable Suspension with Seat Isolation System	13 x 5.0-6 Semi-Pneumatic	23 x 9.5-12			*	*		*
	5.80						24 x 12-12			*		*
	4.19									*	*	*
	4.84								*	*	*	
	5.80							*	*	*		
	4.84							*	*	*		
5.80				*	*	*						
Up to 11.5 mph	5.58		13 x 6.5-6 Semi-Pneumatic	Premium Suspension w/ Seat Isolation System	15 x 6.0-6 Semi-Pneumatic	26 x 12-12			*	*	*	5-Year or 1,500 Hours, Limited No Hour Limit First Two Years <sup>2</sup>
	6.68								*	*	*	
Up to 10.5 mph	8.13		13 x 6.5-6 Semi-Pneumatic	Premium Suspension w/ Seat Isolation System	15 x 6.0-6 Semi-Pneumatic	26 x 12-12			*	*	*	5-Year or 1,500 Hours, Limited No Hour Limit First Two Years <sup>2</sup>
	6.32								*	*	*	
Up to 11.0 mph	6.39								*	*		
Up to 12.5 mph	9.88							*	*			
Up to 10 mph	11.61							*	*			

Up to 7.0 mph	2.37	1.0" to 4.0" In 0.25" increments	Commercial High Back	8 x 3.0-4 Semi-Pneumatic	18 x 10.5-10						2-Year Limited <sup>1</sup>
	2.71										