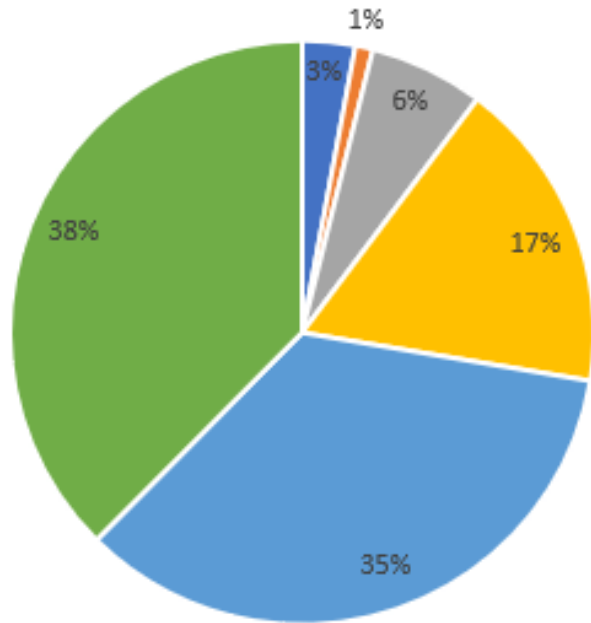


# Texas City



NEIGHBORHOOD IMPROVEMENT SERVICES

# 615 Complaints Received in 2022



■ Pending ■ Accepted ■ In Progress ■ Canceled ■ Declined ■ Completed

<b>Received</b>	<b>615</b>	<b>100%</b>
<b>Pending</b>	<b>18</b>	<b>3%</b>
<b>Accepted</b>	<b>6</b>	<b>1%</b>
<b>In Progress</b>	<b>39</b>	<b>6%</b>
<b>Canceled</b>	<b>107</b>	<b>17%</b>
<b>Declined</b>	<b>214</b>	<b>35%</b>
<b>Completed</b>	<b>231</b>	<b>38%</b>



## 2021 Holdover Projects to 2022

- 603 Projects were carried forward
  - Pending,
  - Accepted, or
  - In Progress.

# Self Initiated Projects

448                      27%

- Self Initiated Projects were primarily from four categories:

- Junk & Debris,
- Junk/Abandoned Vehicles,
- Substandard Structures, and
- High Grass.





Projects: 1,666 in 2022

---

# 260 Workdays in 2022

---

- 1,666 projects in 2022
- Resolved in one of two ways
  - Voluntary Compliance, or
  - Forced Compliance
- Voluntary Compliance is always the Goal
  - High Grass Vol. Compliance – Approx. 34%
  - Paid Invoice – <10%

# 260 Workdays in 2022

---

- Completed Projects accounted for 71% of the 1,666
  - 1,182 projects = 82% Increase
    - 211 were completed in 2021
  - 4.5 projects completed per day
  - 8% (134) were still in progress at the end of 2022 compared to 603 at the end of 2021
  - The balance were either Pending, Accepted, Declined, or Cancelled

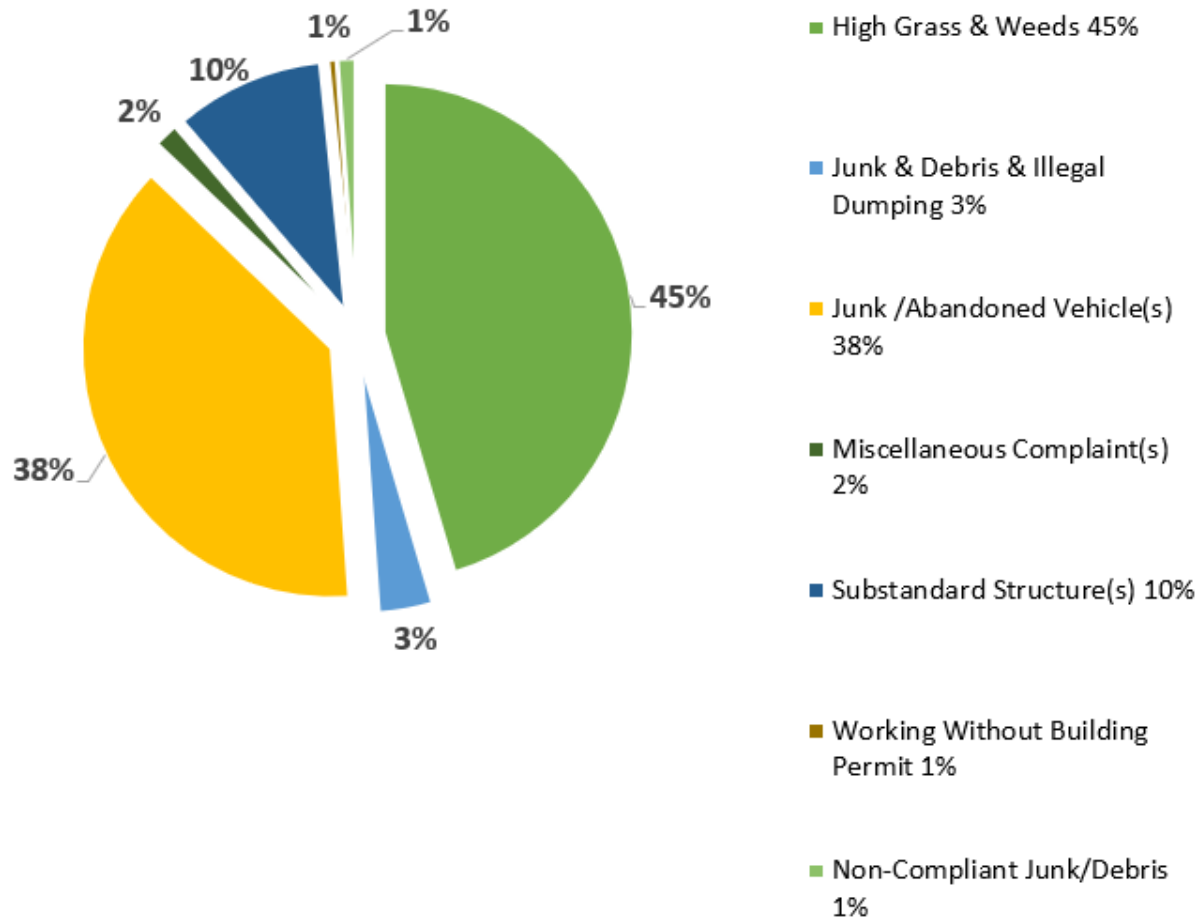
# 260 Workdays in 2022

---

- Sanitation Dept. completed another 491 Projects.
  - Primarily residents leaving junk and trash piles at curbside, but
  - Includes trash dumped on public roadways.
- Total of 1,673 Projects were completed, or
  - 6.4 projects completed per day

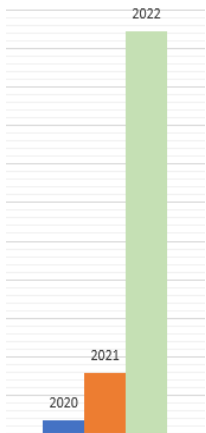


## 2022 Completed Ticket Types



# Subcategory High Grass & Weeds

Status	2020	2021	2022
Completed	18	79	523



High Grass & Weeds  
45%

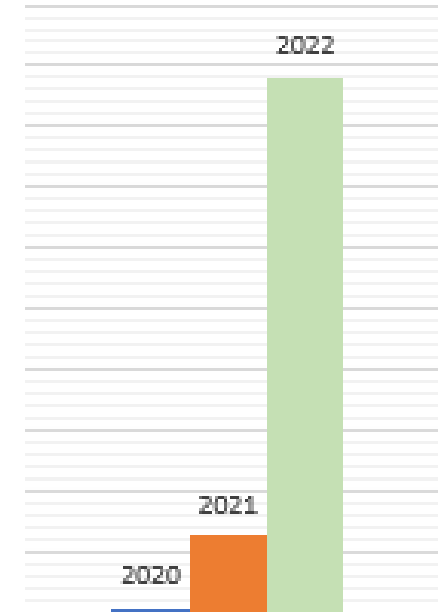




**Subcategory**

**Junk /Abandoned Vehicle(s)**

Status	2020	2021	2022
<b>Completed</b>	3	62	441

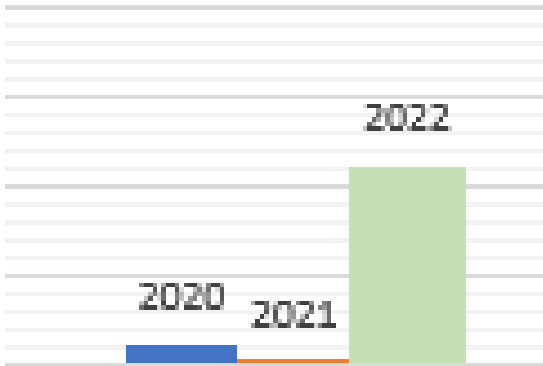


Junk /Abandoned Vehicle(s) 38%

# Subcategory

Substandard Structure(s)

Status	2020	2021	2022
Completed	11	1	111



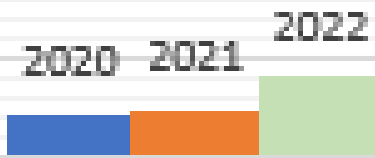
Substandard Structure(s) 10%



# Subcategory

## Junk & Debris & Illegal Dumping

Status	2020	2021	2022
Completed	21	23	40



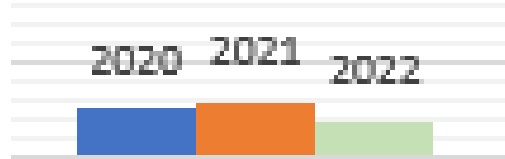
Junk & Debris & Illegal Dumping 3%



# Subcategory

## Miscellaneous Complaint(s)

Status	2020	2021	2022
Completed	25	28	18



Miscellaneous Complaint(s) 2%

## Subcategory

Working Without Building Permit	Status	2020	2021	2022
	Completed	5	8	6



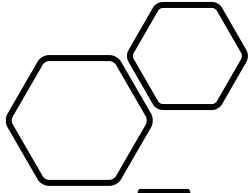
Working Without  
Building Permit 1%

# Assistance provided to the Sanitation Department (Private Property)

Non-Compliant Junk/Debris	Status	2020	2021	2022
	Completed		10	13



Non-Compliant  
Junk/Debris 1%



# Task Force Operations

- Revived a procedure from 1990's
  - Specific identified areas with numerous violations
    - 2 areas were completed in 2022
      - 1<sup>st</sup> – 7 Sq. blocks – 28 Violations
      - 2<sup>nd</sup> – 10 Sq. blocks – 15 Violations



# Operational Projects:

## Additionally,

- **Commission approved:**
  - **An amendment to the Emergency Demolition Ordinance.**
  - **An amendment to the Junk/Abandoned Vehicle Ordinance.**
  - **An amendment to the Wrecker Services Ordinance.**
  - **Approved a Junk & Debris contractor.**
  - **Approved Residential Demolition contractors.**
- **Electronically stored & filed 5,090 Certificates of Occupancy**



## Operational Projects:

- EDC now has a property maintenance contract
- Texas City Trustee (PIT) properties were identified and categorized for subsequent sale.
  - Industrial Business District
  - Residential Non-IBD Properties



# Operational Projects:

---

- Current Project is identifying and categorizing all City owned property:
  - Developed/Currently in Use
  - Undeveloped property
  - IBD Properties
  - Residential and Commercial non-IBD properties





# Newest Program

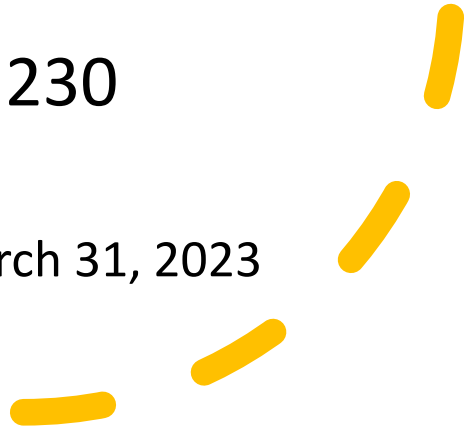


# 2023 At a Glance

## Completed Projects

- High Grass/Weeds – 48
- Junk/Abandoned Vehicles – 21
- Substandard Structures – 21
- Junk & Debris, Private Property – 14
- Miscellaneous Complaints – 0
- Working without a Permit – 0
- Junk & Debris, Public Property – 126
  
- Total - 230

March 31, 2023



# Contributing to Program Success

Mayor	City Commission	Legal
EDC	Community Development	Communications
IT	Municipal Court of Record	Police
Fire	Public Works	Sanitation
Management Services	Buildings/Planning	City Engineer
Utilities	Water Dept.	Street & Bridge
Purchasing	Finance	Accounting

Questions?

