

City of Texas City

Investment Report All Funds Combined


Portfolio Summary
Activity for Quarter Ending
3/31/2024

	<u>BOOK VALUE</u>	<u>MARKET VALUE</u>
INVESTMENTS-BEG. OF PERIOD	\$ 96,152,687	\$ 94,579,590
INVESTMENT PURCHASES/ADDITIONS/TRANSFERS IN	23,233,250	23,233,250
INVESTMENT MATURITIES/DELETIONS/TRANSFERS OUT	(23,000,000)	(23,000,000)
AMORTIZATION(PREMIUM/DISCOUNT)	21,935	-
CHANGE IN FAIR MARKET VALUE	-	582,004
INVESTMENTS-END OF PERIOD	<u>96,407,872</u>	<u>95,394,844</u>
 Interest received quarter ending 03/31/24	 <u>572,906</u>	 <u>572,906</u>
 INVESTMENTS-END OF PERIOD PLUS INTEREST	 <u>\$ 96,980,778</u>	 <u>\$ 95,967,750</u>

I, Jeffrey G. Miller and Ryan McClellan, hereby certify that, to the best of my knowledge and belief, all investments have been made in compliance with the investment strategy of the City of Texas City, Texas, and the requirements of the Texas Public Funds Investment Act (TPFIA).



Jeffrey G. Miller, CPA
Interim Director of Finance



Ryan McClellan, CGFO
Assistant Director of Finance

**CITY OF TEXAS CITY
INVESTMENT REPORT
FOR THE QUARTER ENDING MARCH 31, 2024**

The City's Investment Policy requires the Director of Finance to submit quarterly reports to the City Commission.

A summary of the transactions in the portfolio for the quarter ending March 31, 2024 are as follows:

	BOOK VALUE	MARKET VALUE
INVESTMENTS-BEG. OF PERIOD	\$ 96,152,687	\$ 94,579,590
INVESTMENT PURCHASES/ADDITIONS/TRANSFERS IN	23,233,250	23,233,250
INVESTMENT MATURITIES/DELETIONS/TRANSFERS OUT	(23,000,000)	(23,000,000)
AMORTIZATION(PREMIUM/DISCOUNT)	21,935	
CHANGE IN FAIR MARKET VALUE		582,004
INVESTMENTS-END OF PERIOD	96,407,872	95,394,844
Interest received quarter ending 03/31/24	572,906	572,906
INVESTMENTS-END OF PERIOD PLUS INTEREST	\$ 96,980,778	\$ 95,967,750

Portfolio Composition:

Bank Deposits	24.1%
Treasury Securities	4.1%
Agency Securities	75.9%

Benchmark Rate of Return:

	@ 03/31/24	@ 12/31/23	@ 09/30/23	@ 06/30/2023	@ 03/31/2023
1 Year Treasury Rate	5.03	4.79	5.46	5.40	4.64
6 Month T-Bill Rate	5.38	5.26	5.53	5.47	4.94
3 Month T-Bill Rate	5.46	5.40	5.55	5.43	4.85
City's Portfolio	2.71	2.18	3.61	3.57	2.10

Weighted Average Maturity of Portfolio:

87.91 days

City of Texas City

Investment Report

All Funds Combined

Portfolio Summary

Activity for Quarter Ending

3/31/2024

**CITY OF TEXAS CITY
INVESTMENT REPORT
FOR THE QUARTER ENDING MARCH 31, 2024**

The City's Investment Policy requires the Director of Finance to submit quarterly reports to the City Commission.

A summary of the transactions in the portfolio for the quarter ending March 31, 2024 are as follows:

	<u>BOOK VALUE</u>	<u>MARKET VALUE</u>
INVESTMENTS-BEG. OF PERIOD	\$ 96,152,687	\$ 94,579,590
INVESTMENT PURCHASES/ADDITIONS/TRANSFERS IN	23,233,250	23,233,250
INVESTMENT MATURITIES/DELETIONS/TRANSFERS OUT	(23,000,000)	(23,000,000)
AMORTIZATION(PREMIUM/DISCOUNT)	21,935	
CHANGE IN FAIR MARKET VALUE		582,004
INVESTMENTS-END OF PERIOD	<u>96,407,872</u>	<u>95,394,844</u>
Interest received quarter ending 12/31/23	<u>572,906</u>	<u>572,906</u>
INVESTMENTS-END OF PERIOD PLUS INTEREST	<u>\$ 96,980,778</u>	<u>\$ 95,967,750</u>

Portfolio Composition:

Bank Deposits	24.1%
Treasury Securities	4.1%
Agency Securities	75.9%

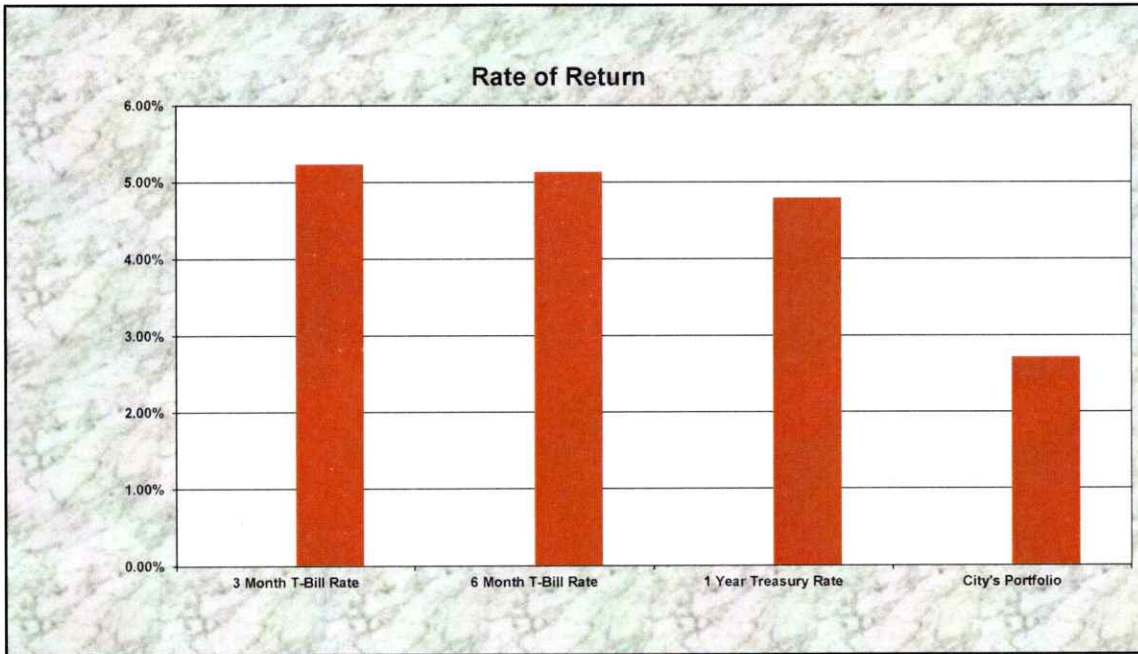
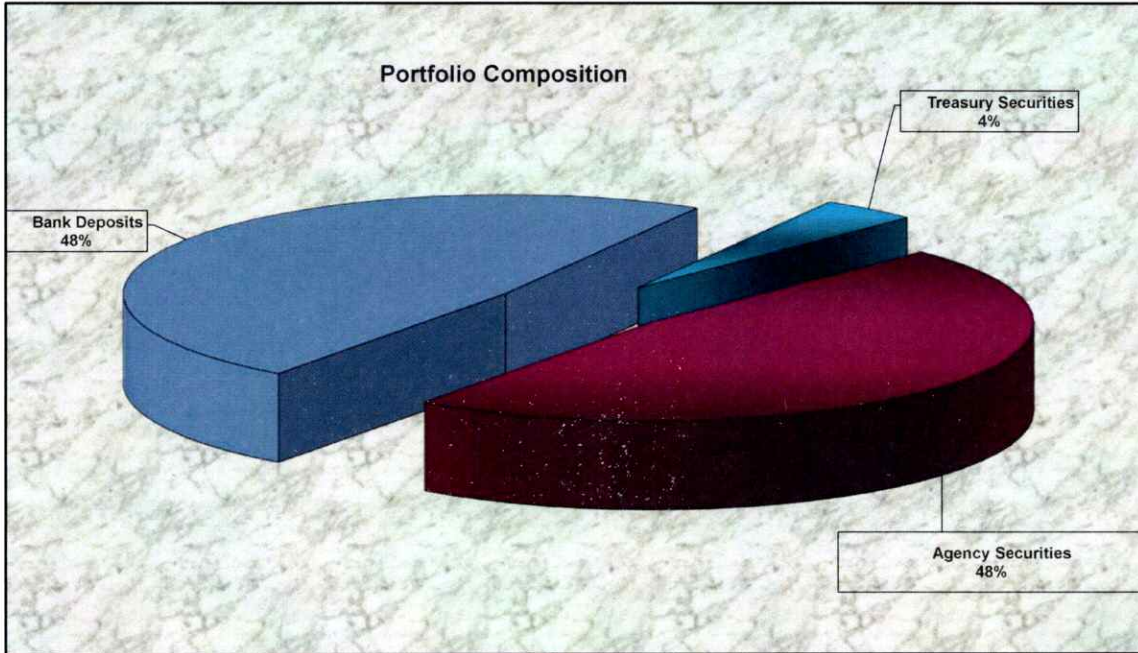
Benchmark Rate of Return:

	@ 03/31/24	@ 12/31/23	@ 09/30/23	@ 06/30/2023	@ 03/31/2023
1 Year Treasury Rate	5.03	4.79	5.46	5.40	4.64
6 Month T-Bill Rate	5.38	5.26	5.53	5.47	4.94
3 Month T-Bill Rate	5.46	5.40	5.55	5.43	4.85
City's Portfolio	2.71	2.18	3.61	3.57	2.10

Weighted Average Maturity of Portfolio:

87.91 days

CITY OF TEXAS CITY
Investment Report
All Funds Combined



	3/31/2024	12/31/2023	9/30/2023	6/30/2023	3/31/2023
3 Month T-Bill Rate	5.46%	5.40%	5.55%	5.43%	4.85%
6 Month T-Bill Rate	5.38%	5.26%	5.53%	5.47%	4.94%
1 Year Treasury Rate	5.03%	4.78%	5.46%	5.40%	4.64%
City's Portfolio	2.71%	2.18%	3.61%	3.57%	2.10%

