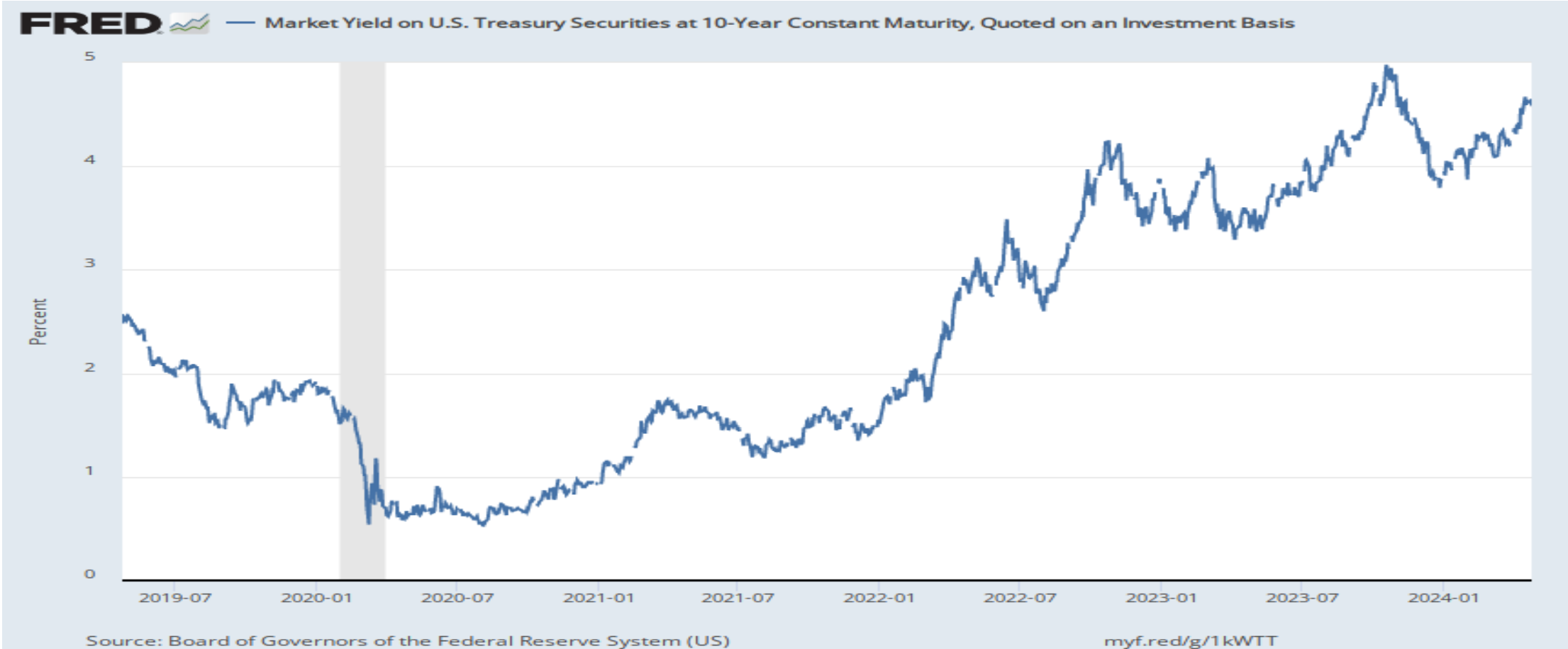


# City of Texas City – Investment Report

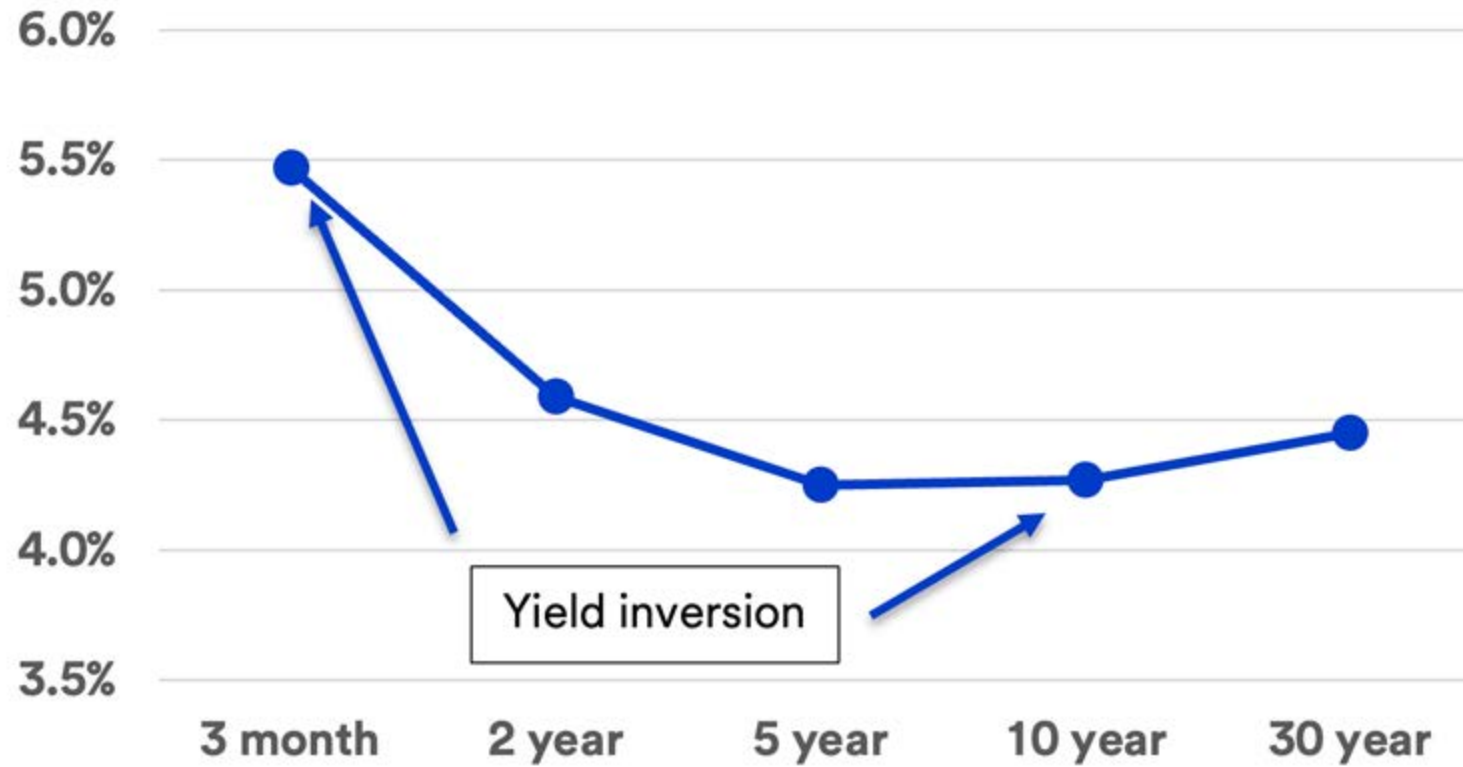
- **Municipal investments regulated by Chapter 2256, Government Code**
  - Types of securities (fixed income)
  - Investment objectives
    - Preservation and safety of principal
    - Liquidity
    - Yield
  - Investment policy, annual review
  - Reporting (quarterly)

# U.S. Treasury Securities – 10 Year Constant Yield



# US Treasury Securities

Yield Curve 3/20/2024





# City of Texas City, Texas Investment Report Concentrations By Institution

- Hilltop Securities (Stuart Ford) 38.5%
  - Fixed income securities
  - Money market account
- Osaic Institutions (SWBC) (Paul Grover) 50.8%
  - Fixed income securities
  - Money market account
- Texas First (Depository) 10.7%
  - Money market account (high yield)

**City of Texas City  
Investment Report  
All Funds Combined**

**Portfolio Summary  
Activity for Quarter Ending  
12/31/2023**

## Investment Report – Quarter Ending 12.31.23

	<u>BOOK VALUE *</u>	<u>MARKET VALUE</u>
<b>INVESTMENTS-BEG. OF PERIOD *</b>	<b>\$ 100,088,080</b>	<b>\$ 97,547,516</b>
<b>INVESTMENT PURCHASES/ADDITIONS/TRANSFERS IN INVESTMENT MATURITIES/DELETIONS/TRANSFERS OUT</b>	<b>24,024,302</b>	<b>24,024,302</b>
<b>AMORTIZATION (PREMIUM/DISCOUNT)</b>	<b>(28,185,052)</b>	<b>(28,185,052)</b>
<b>CHANGE IN FAIR MARKET VALUE</b>	<b>36,176</b>	<b>-</b>
<b>INVESTMENTS-END OF PERIOD</b>	<b>-</b>	<b>1,003,642</b>
<b>Interest received quarter ending 12/31/23</b>	<b>95,963,507</b>	<b>94,390,408</b>
<b>INVESTMENTS-END OF PERIOD PLUS INTEREST</b>	<b>536,668</b>	<b>536,668</b>
	<b>\$ 96,500,175</b>	<b>\$ 94,927,076</b>


# CITY OF TEXAS CITY INVESTMENT REPORT FOR THE QUARTER ENDING DECEMBER 31, 2023

<b>Benchmark Rate of Return:</b>						
	@ 12/31/23	@ 09/30/23	@ 06/30/2023	@ 03/31/2023	@ 12/31/2022	
<b>1 Year Treasury Rate</b>	<b>4.79</b>	<b>5.46</b>	<b>5.40</b>	<b>4.64</b>	<b>4.73</b>	
<b>6 Month T-Bill Rate</b>	<b>5.26</b>	<b>5.53</b>	<b>5.47</b>	<b>4.94</b>	<b>4.76</b>	
<b>3 Month T-Bill Rate</b>	<b>5.40</b>	<b>5.55</b>	<b>5.43</b>	<b>4.85</b>	<b>4.42</b>	
<b>City's Portfolio</b>	<b>2.18</b>	<b>3.61</b>	<b>3.57</b>	<b>2.10</b>	<b>1.49</b>	

**Weighted Average Maturity of Portfolio:**  
**150 Days (~5 mos)**

# Investment Report – December 31, 2023

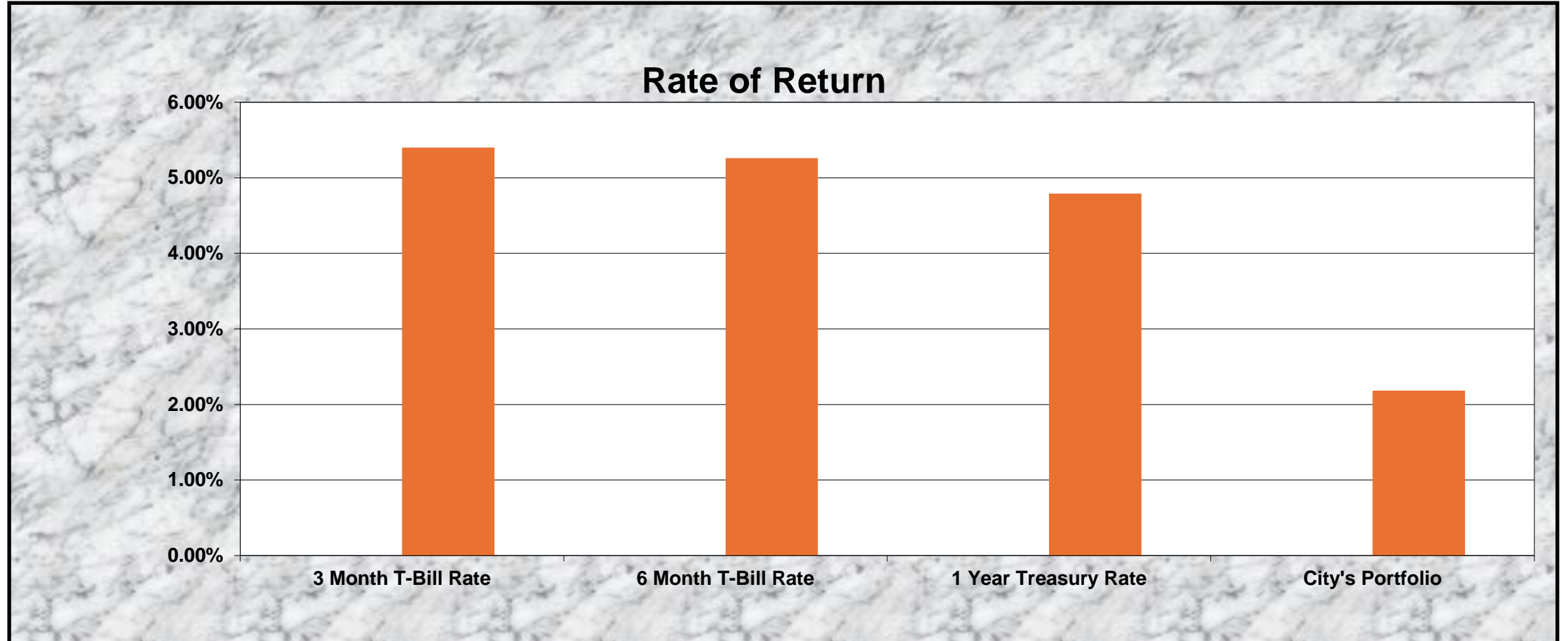
## Portfolio Composition



# CITY OF TEXAS CITY

## Investment Report – December 31, 2023

### All Funds Combined



**City of Texas City  
Investment Report  
All Funds Combined**

**Portfolio Summary  
Activity for Quarter Ending  
03/31/2024**

## Investment Report – Quarter Ending March 31, 2024

	BOOK VALUE *	MARKET VALUE
<b>INVESTMENTS-BEG. OF PERIOD *</b>	<b>\$ 96,152,687</b>	<b>\$ 94,579,590</b>
<b>INVESTMENT PURCHASES/ADDITIONS/TRANSFERS IN</b>	<b>23,233,250</b>	<b>23,233,250</b>
<b>INVESTMENT MATURITIES/DELETIONS/TRANSFERS</b>		
<b>OUT</b>	<b>(23,000,000)</b>	<b>(23,000,000)</b>
<b>AMORTIZATION(PREMIUM/DISCOUNT)</b>	<b>21,935</b>	<b>-</b>
<b>CHANGE IN FAIR MARKET VALUE</b>	<b>-</b>	<b>582,004</b>
<b>INVESTMENTS-END OF PERIOD</b>	<b>96,407,872</b>	<b>95,394,844</b>
<b>Interest received quarter ending 03/31/24</b>	<b>572,906</b>	<b>572,906</b>
<b>INVESTMENTS-END OF PERIOD</b>		
<b>PLUS INTEREST</b>	<b>\$ 96,980,778</b>	<b>\$ 95,967,750</b>

# CITY OF TEXAS CITY

## INVESTMENT REPORT

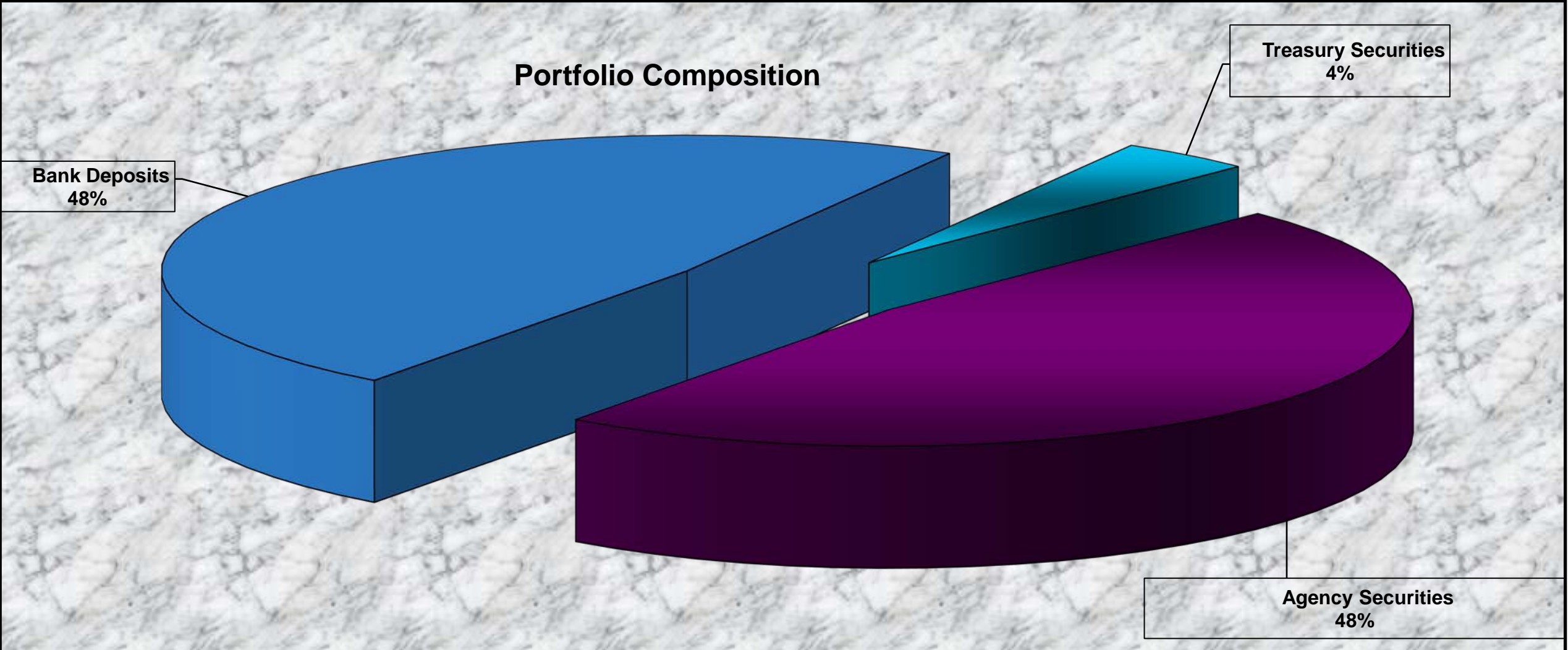
FOR THE QUARTER ENDING MARCH 31, 2024

<b>Benchmark Rate of Return:</b>						
		<b>@ 03/31/24</b>	<b>@ 12/31/23</b>	<b>@ 09/30/23</b>	<b>@ 06/30/2023</b>	<b>@ 03/31/2023</b>
<b>1 Year Treasury Rate</b>		5.03	4.79	5.46	5.40	4.64
<b>6 Month T-Bill Rate</b>		5.38	5.26	5.53	5.47	4.94
<b>3 Month T-Bill Rate</b>		5.46	5.40	5.55	5.43	4.85
<b>City's Portfolio</b>		2.71	2.18	3.61	3.57	2.10

**Weighted Average Maturity of Portfolio:**

88 days (~ 3 mos)

# City of Texas City, Texas Investment Report – March 31, 2024 All Funds Combined



# City of Texas City, Texas

## Investment Report – March 31, 2024

### All Funds Combined



# City of Texas City, Texas

## Investment Report – Par Values

### By Institution

• Hilltop Securities (Stuart Ford)	
• Fixed income securities	\$31,515,000
• Money market funds	5,596,888
• OSAIC Institutions (SWBC) (Paul Grover)	
• Fixed income securities	18,913,000
• Money market funds	30,092,268
• Texas First (Depository)	
• Money market funds	<u>10,309,675</u>
• Total portfolio as of March 31, 2024	<u>\$ 96,426,831</u>

# City of Texas City, Texas

## Investment Report – Par (Stated) Value

### By Type

• U.S. Treasury Securities	\$ 3,913,000
• Agency Securities	46,515,000
• Money Market Funds	<u>45,998,831</u>
• Total March 31, 2024	<u>\$96,426,832</u>

# City of Texas City, Texas

## Investment Report - Subsequent Activity

- April 08, 2024 (OSAIC)
  - Purchased \$22.81 million T-bill 10.03.24, 6mo (from bank account)
    - Effective yield: 5.237%
  - Purchased \$25 million T-bill 07.09.24, 3mo (from MM account)
    - Effective yield: 5.207%
  - Purchased \$5 million T-bill 07.09.24, 3mo (from MM account)
    - Effective yield: 5.207%
- **Total \$52.2 million**