

CITY OF TEXAS CITY
SPECIAL CALLED CITY COMMISSION MEETING

AGENDA

SEPTEMBER 26, 2024 - 5:00 P.M.

KENNETH T. NUNN COUNCIL ROOM - CITY HALL
1801 9th Ave. N.
Texas City, TX 77590

PLEASE NOTE: Public comments and matters from the floor are generally limited to 3 minutes in length. If you would like to request to speak, please do so in advance of the meeting by filling out a Request To Address Commission form. All in attendance are required to remove hats and/or sunglasses (dark glasses) during meetings and to also silence all cell phones and electronic devices.

- (1) ROLL CALL
- (2) INVOCATION
- (3) PLEDGE OF ALLEGIANCE
- (4) PUBLIC HEARING
 - (a) Public hearing in support of or opposition to the City of Texas City's proposed 2024/2025 Fiscal Year Budget.
- (5) REGULAR ITEMS
 - (a) Consider and take action on Resolution No. 2024-111, accepting and approving the 2024 Certified Tax Roll. (Finance)
 - (b) Consider and take action, by record vote, on Ordinance No. 2024-25, to adopt the City of Texas City's 2024-2025 Fiscal Year Budget. (Finance)
- (6) PUBLIC COMMENTS
- (7) COMMISSIONERS' COMMENTS
- (8) MAYOR'S COMMENTS

(9) ADJOURNMENT

NOTICE OF ANY SUBJECT APPEARING ON THIS AGENDA REGARDLESS OF HOW THE MATTER IS STATED MAY BE ACTED UPON BY THE CITY COMMISSION.

NOTICE: The City of Texas City will furnish free transportation to handicapped individuals via a 4-door sedan for anyone wishing to attend the City Commission meetings. Call 948-3111, City Secretary's Office before noon on Monday preceding the meeting to make arrangements.

I CERTIFY THAT THE ABOVE NOTICE OF THE MEETING WAS POSTED ON THE BULLETIN BOARD IN THE MUNICIPAL BUILDING LOCATED AT 1801 9TH AVENUE NORTH, TEXAS CITY, TEXAS, AND ON THE CITY'S WEBSITE, ON THE DATE LISTED BELOW AT 5:00 P.M.

RHOMARI LEIGH
CITY SECRETARY
POSTED: _____

AI-7440

(4) (a)

CITY COMMISSION SPECIAL CALLED MTG

Meeting Date: 09/26/2024

Submitted By: Rhomari Leigh, City Secretary

Department: City Secretary

Information

ACTION REQUEST

Public hearing in support of or opposition to the City of Texas City's proposed 2024/2025 Fiscal Year Budget.

BACKGROUND (Brief Summary)

RECOMMENDATION

Fiscal Impact

Attachments

Staff Report

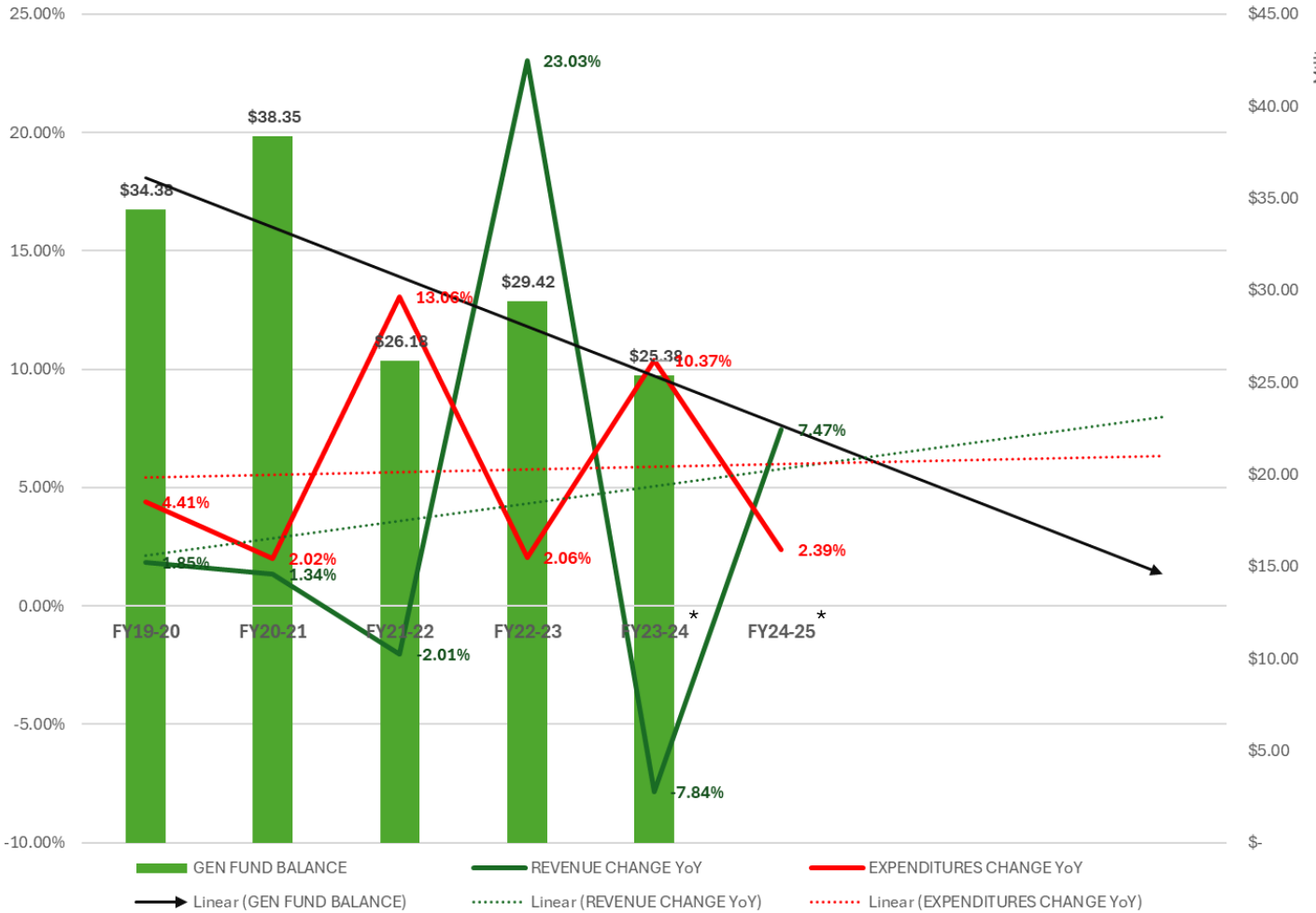
PROPOSED FY25 BUDGET

PUBLIC HEARING

SEPTEMBER 26, 2024

GENERAL FUND TREND


GENERAL FUND 3-YEAR PROJECTION



* Unaudited Fund Balance

- General Fund Balance on a downward trend
- Pause to recalibrate to smooth out the revenue and expenditure swings
- Begin Financial Modeling

GENERAL FUND – HOW YOUR \$ IS SPENT



POLICE
(24%)

FIRE
(18%)


INFRASTRUCTURE
(24%)

PARKS
(13%)

GOVERNMENT*
(20%)

- *
 - ❑ Administration (8%)
 - ❑ Facility Management(3%)
 - ❑ Library (2%)
 - ❑ Information Technology(2%)
 - ❑ Municipal Court (2%)
 - ❑ Planning & Permits (3%)

GENERAL FUND – REVENUE SOURCES



PROPERTY TAX
(38%)

SALES TAX
(30%)

FEES
(12%)

FRANCHISE
TAX
(9%)

OTHER
(11%)

- Taxes – 77%
- Fees – 10%
- Other – 13%

No Property Tax Increase

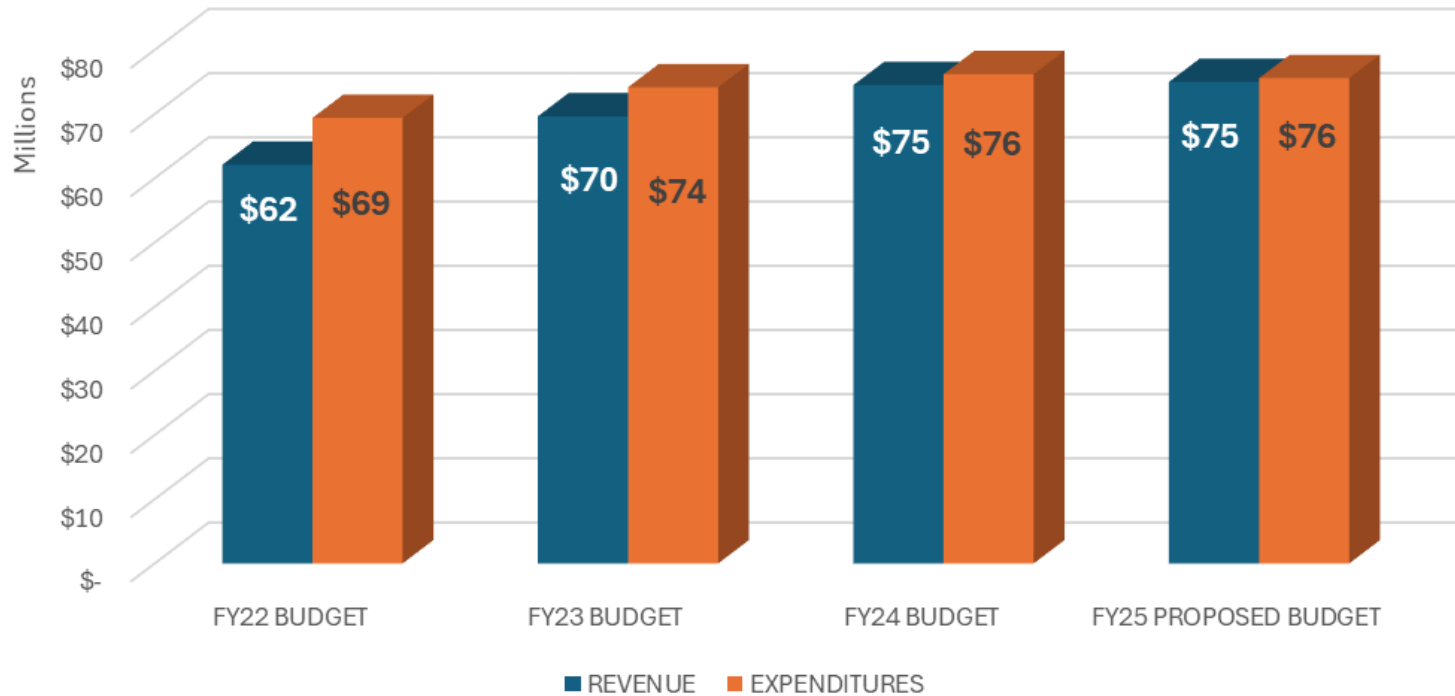
GENERAL FUND – UNPLANNED EXPENSES

<input type="checkbox"/> Animal Shelter (88%↑)	\$223,000
<input type="checkbox"/> Health Insurance	\$225,000
<input type="checkbox"/> Garbage Collection Cost (12%↑)	\$370,000
<input type="checkbox"/> Capital Projects (Aging Facilities)	\$3,500,000
<input type="checkbox"/> Collective Bargaining with Fire and Police (3%↑) - Ongoing	

GENERAL FUND FY25 PROPOSED BUDGET

	FY22 BUDGET	FY23 BUDGET	FY24 BUDGET	FY25 PROPOSED BUDGET
REVENUE	\$62,099,620	\$69,647,096	\$ 74,512,456	\$ 75,008,334
EXPENDITURES	\$69,394,368	\$74,169,313	\$ 76,212,441	\$ 75,600,009
EXCESS REVENUE OVER/(UNDER)	\$ (7,294,748)	\$ (4,522,217)	\$ (1,699,985)	\$ (591,675)

FY BUDGET COMPARISON



NOT IN THE BUDGET

- STAFF COST OF LIVING ADJUSTMENT
- CIVIL SERVICE PAY ADJUSTMENTS (FIRE/POLICE)
- ONE-TIME CAPITAL COST

NEW ITEMS IN THE BUDGET

- NEW STAFF POSITIONS
- HIGHER COST FOR BENEFITS INSURANCE (NOT PASSED ON TO STAFF)
- COST INCREASES FOR SERVICES

GENERAL FUND FY25 PROPOSED BUDGET – NEW POSITION REQUESTS

DEPARTMENT	JOB TITLE	COUNT
POLICE	CRIME SCENE TECHNICIAN	1
POLICE	CRIME SCENE TECHNICIAN	1
ENG - PLANNING	ZONING TECHNICIAN	1
ENG - PLANNING	PROJECT INSPECTOR	1
ENG - INSPECTION	COMMERCIAL/RESIDENTIAL EXAMINER	1
VARIOUS	PROMOTION	
COMMUNICATIONS	COMMUNICATIONS SPECIALIST	1
EDC	EVENTS AND TOURISM MANAGER	1
FINANCE	SENIOR ANALYSTS	2
HUMAN RESOURCES	HR ANALYSTS	2
FIRE	CODE ENFORCEMENT OFFICER	1



Texas City

EST. 1911

GENERAL FUND FY25 PROPOSED BUDGET – CAPITAL REQUESTS

DEPARTMENT	CAPITAL REQUEST	FY25 REQUEST
FIRE	FIRE ADMIN BUILDING EXPANSION	\$ 340,000
GOLF	REMOVE BRIDGE STRUCTUE	\$ 300,000
POLICE	BUILDING RENOVATON	\$ 719,874
PLANNING	SOFTWARE UPGRADE	\$ 230,000
RAINWATER PUMP STATION	NEW FUEL TANK	\$ 200,000
REC AND TOUR	RENOVATIONS, PARK IMPROVEMENTS	\$ 1,136,641
	<i>HVAC REPLACEMENTS (6)</i>	\$ 386,000
	<i>SPLASHPAD RENOVATIONS</i>	\$ 175,000
	<i>SHOWBOAT - MAJOR REPAIRS</i>	\$ 260,000
TOTAL CAPITAL REQUESTS		\$ 2,926,515

GENERAL FUND FY25 PROPOSED BUDGET – VEHICLES & EQUIPMENT

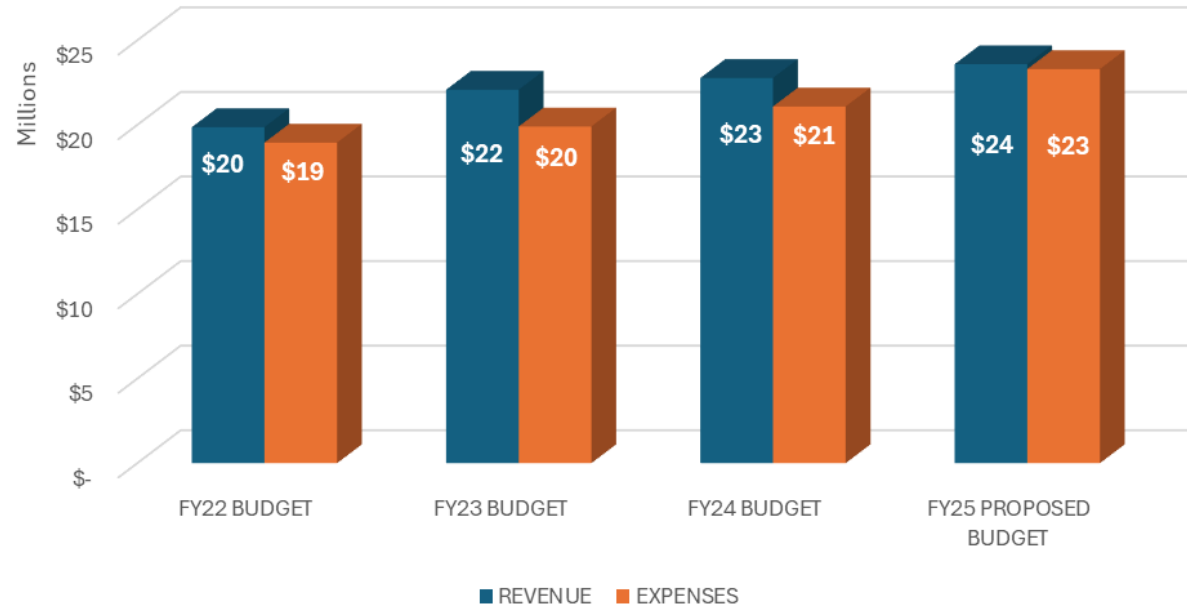
TYPE	DEPARTMENT	QUANTITY	FY25 REQUEST
EQUIPMENT	PW - RAINWATER PUMP ST	1	\$ 200,000
EQUIPMENT	PW - STREET & BRIDGES	3	\$ 460,000
EQUIPMENT	GOLF COURSE	4	\$ 172,310
EQUIPMENT	FIRE	1	\$ 260,000
EQUIPMENT Total		9	\$ 1,092,310
FURNITURE	GOLF COURSE	1	\$ 2,520
FURNITURE Total		1	\$ 2,520
VEHICLES	ADMIN	4	\$ 155,000
VEHICLES	ENG - PLANNING	1	\$ 30,000
VEHICLES	POLICE	12	\$ 878,434
VEHICLES	PW - STREET & BRIDGES	4	\$ 342,000
VEHICLES	REC AND TOUR	4	\$ 239,500
VEHICLES	FIRE	1	\$ 58,000
VEHICLES Total		26	\$ 1,702,934
RESCUE/MEDIC	FIRE	2	\$ 132,000
(blank) Total		3	\$ 132,000
FY25 TOTAL		38	\$ 2,929,764
FY24 CAPITAL EQUIP & VEHICLE REQUESTS			\$ 2,322,879

UTILITY FUND FY25 PROPOSED BUDGET

ENTERPRISE FUND - Operations that are financed and operated like a private business.

	FY22 BUDGET	FY23 BUDGET	FY24 BUDGET	FY25 PROPOSED BUDGET
REVENUE	\$ 19,862,000	\$ 22,075,000	\$ 22,771,000	\$ 23,588,285
EXPENSES	\$ 18,949,987	\$ 19,904,830	\$ 21,084,949	\$ 23,299,357
NET PROFIT/(LOSS)	\$ 912,013	\$ 2,170,170	\$ 1,686,051	\$ 288,928

WATER / SEWER FUND BUDGET COMPARISON



Thank You



Texas City

EST. 1911

AI-7437

(5) (a)

CITY COMMISSION SPECIAL CALLED MTG

Meeting Date: 09/26/2024

Submitted By: Rhomari Leigh, City Secretary

Department: City Secretary

Information

ACTION REQUEST

Consider and take action on Resolution No. 2024-111, accepting and approving the 2024 Certified Tax Roll. (Finance)

BACKGROUND (Brief Summary)

Please see the attached letter from Cynthia Rushing, Chief Financial Officer.

RECOMMENDATION

Fiscal Impact

Attachments

Staff Report



September 23, 2024

Mayor Dedrick D. Johnson, Sr.,
Members of the City Commission and
Citizens of the City of Texas City

Dear Mayor, City Commissioners and Citizens:

According to the Texas Property Tax Code, once the tax rate is adopted, the certified appraisal roll must be approved by the governing body so that the adopted tax rate can be applied to it.

On adoption of the 2024 tax rate of \$0.488635/\$100 valuation, the “assessor” calculates the tax imposed on each property included in the 2024 certified appraisal roll.

The breakdown of the certified appraisal rolls for the 2024 tax year is as follows:

Total Land	\$ 1,336,430,308
Total Improvements	\$ 8,233,577,470
Total Non-Real Estate Property	\$ 1,917,754,320
Market Value	\$ 11,487,762,098
Total Prod. Lost from AG Prop	\$ 184,495,711
Appraised Value	\$ 11,303,266,387
Less Homestead Cap	\$ 398,090,685
23.231 Cap	\$ 109,428,680
Assessed Value	\$ 10,795,747,022
Less: Total Exemptions	\$ 2,727,035,038
Net Taxable	\$ 8,068,711,984
Less: Appraised Value of TIRZ	\$ 983,038,266
Total 2024 Value	\$ 7,085,673,718
Taxable Value Prop under Protest	\$ 286,258,502
Less: Tax Ceilings (Disabled or Over 65)	\$ 583,547,001
2024 TOTAL TAXABLE VALUE	\$ 6,788,385,219

Sincerely,

Cynthia Rushing
Cynthia Rushing, CPA, MBA
Chief Financial Officer

AI-7438

(5) (b)

CITY COMMISSION SPECIAL CALLED MTG

Meeting Date: 09/26/2024

Submitted By: Rhomari Leigh, City Secretary

Department: City Secretary

Information

ACTION REQUEST

Consider and take action, by record vote, on Ordinance No. 2024-25, to adopt the City of Texas City's 2024-2025 Fiscal Year Budget. (Finance)

BACKGROUND (Brief Summary)

RECOMMENDATION

Fiscal Impact

Attachments

Ordinance

Budget

Updated Proposed Budget

ORDINANCE NO. 2024-25

AN ORDINANCE ADOPTING THE 2024 - 2025 FISCAL YEAR BUDGET; PROVIDING FOR THE REPEAL OF ALL ORDINANCES IN CONFLICT THEREWITH; PROVIDING A SEVERABILITY CLAUSE; DISPENSING WITH THE REQUIREMENT FOR READING THIS ORDINANCE ON THREE (3) SEPARATE DAYS; AND PROVIDING THAT THIS ORDINANCE SHALL BECOME EFFECTIVE FROM AND AFTER ITS PASSAGE AND ADOPTION AND PUBLICATION BY CAPTION ONLY IN THE OFFICIAL NEWSPAPER OF THE CITY.

WHEREAS, Chapter 102 of the Texas Local Government Code provides that a municipality must prepare and adopt a municipal budget to cover the proposed expenditures of the municipal government for the succeeding year; and

WHEREAS, Chapter 102 also requires a public hearing on the proposed budget and provides that the governing body of the municipality take action on the proposed budget at the conclusion of the public hearing; and

WHEREAS, in accordance with Chapter 102, a public hearing was held on September 18, 2024, and September 26, 2024, and after the public hearing, a vote on the adoption of the budget was scheduled for September 26, 2024.

NOW, THEREFORE, BE IT ORDAINED BY THE CITY COMMISSION OF THE CITY OF TEXAS CITY, TEXAS:

SECTION 1: That the City Commission, by record vote, hereby adopts the 2024 - 2025 Fiscal Year Budget, a copy of which is on file in the permanent records of the City.

	Favor	Oppose	Absent
Mayor Dedrick D. Johnson	_____	_____	_____
Commissioner At-Large Thelma Bowie	_____	_____	_____
Commissioner At-Large Abel Garza, Jr.	_____	_____	_____
Commissioner District 1 DeAndre' Knoxson	_____	_____	_____
Commissioner District 2 Keith Love	_____	_____	_____
Commissioner District 3 Chris Sharp	_____	_____	_____
Commissioner District 4 Jami Clark	_____	_____	_____

SECTION 2: That the City Commission hereby directs that the final budget, as adopted, and any subsequent amendments, be filed with the City Secretary and the County Clerk of the County of Galveston, as provided by State law and the City Charter.

SECTION 3: That all ordinances or parts of ordinances in conflict with the provisions of this Ordinance are hereby repealed.

SECTION 4: That it is further provided that, in the event any section, clause, sentence, paragraph, or part of this Ordinance shall be for any reason adjudged by any court of competent jurisdiction to be invalid, such invalidity shall not affect, invalidate, or impair the remainder of this Ordinance.

SECTION 5: That the Charter requirement for reading this Ordinance on three (3) separate days has been dispensed by a majority vote of the City Commission.

SECTION 6: That the Public Hearings for the 2024 – 2025 Fiscal Year Budget were held on Wednesday, September 18, 2024, at 5:00 p.m. and Thursday, September 26, 2024, at 5:00 p.m. and a vote on the adoption of the 2024 - 2025 Fiscal Year Budget was scheduled at that time for Thursday, September 26, 2024.

SECTION 7: That this Ordinance shall be finally passed and adopted on the date of its introduction and shall become effective from and after its passage and adoption and publication by caption only in the official newspaper of the City.

PASSED and ADOPTED this 26th day of September 2024.

Dedrick D. Johnson, Sr., Mayor
City of Texas City, Texas

ATTEST:

APPROVED AS TO FORM:

Rhomari D. Leigh
City Secretary

Kyle L. Dickson
City Attorney

PROPOSED BUDGET

**CITY OF TEXAS CITY
TEXAS CITY, TEXAS**

FISCAL YEAR

OCTOBER 1, 2024 SEPTEMBER 30, 2025

CITY ORGANIZATION CHART

PROPOSED ANNUAL BUDGET

FISCAL YEAR 2025

OCTOBER 1, 2024 – SEPTEMBER 30, 2025

COMMISSIONERS COURT

Mayor Dedrick D. Johnson, Sr.

DeAndre' Knoxson
Commissioner, District 1

Abel Garza, Jr.
Commissioner, At-Large

Keith Love
Commissioner, District 2

Chris Sharp
Commissioner, District 3

Thelma Bowie
Commissioner, At-Large

Jami Clark
Commissioner, District 4

CITY OF TEXAS CITY, TEXAS
FISCAL YEAR 2024-2025 PROPOSED BUDGET

This budget is based on a reduced property tax rate. The No-New-Revenue rate (\$.488635 / \$100 valuation) was adopted for the 2024 property tax year. Property Taxes supports approximately 45% of the operational budget. FY24-25 expected property taxes is \$33,491,786, an increase from FY23-24 by \$2,141,955,755, or 6.8%, compared to FY23-24's increase of 7.3%.

TEXAS CITY COMMISSION



Dedrick D. Johnson, Sr.
Mayor



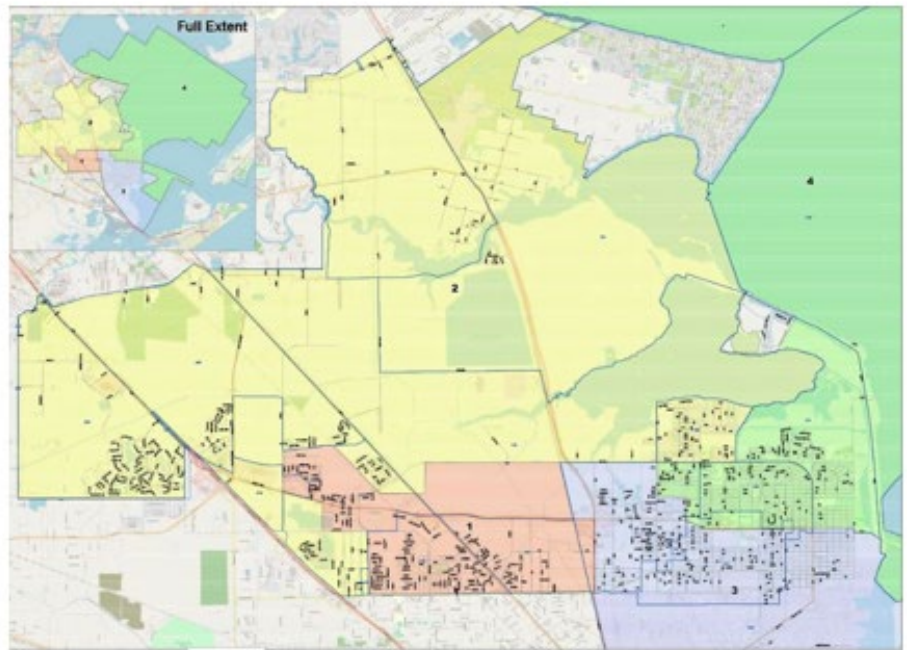
Thelma Bowie
At-Large/Mayor Pro Tem



Abel Garza, Jr.
At-Large



De'Andre Knoxson
District 1



Keith Love



Chris Sharp



Jamie Clark

September 23, 2024

Mayor Dedrick D. Johnson, Sr.
City Commissioners
Residents of the City of Texas City



Dear Mayor, Commissioners, and Residents:

By State Law and the City Charter, I am transmitting the 2024-25 Fiscal Year budget for the City of Texas City. The document contains the Budget of Revenues and Expenditures for October 1, 2024, through September 30, 2025.

As we close out another fiscal year, the City again stepped up and tackled the many challenges. We were resilient in replacing the departure of key employees, managing through inflation, and responding to a natural disaster with Hurricane Beryl. The City of Texas demonstrated its resilience by not raising property tax rates but elected to manage with the No New Revenue rate.

This budget is based on a reduced property tax rate. The No-New Revenue rate (\$.488635 / \$100 valuation) was adopted for the 2024 property tax year. Property Taxes support approximately 45% of the operational budget. FY24-25 expected property taxes is \$33,491,786, an increase from FY23-24 by \$2,141,955,755, or 6.8%, compared to FY23-24's increase of 7.3%.

With regard to our most vital resource, our employees, the City is assessing the best and most transparent method of providing pay increases for our staff. While in the initial FY25 Budget, there is no cost-of-living adjustment (COLA) for civilian staff, we will continue to revisit the COLA decision every quarter during FY25. We successfully completed collective bargaining negotiations with both Fire and Police. All that being said, the City continues to rise to meet the challenges and opportunities before us.

We are investing significantly in our infrastructure with capital projects in park improvements, facility renovations, water and sewer utilities, flood mitigation and drainage efforts, and street rehabilitation/reconstruction in conjunction with the Texas Department of Transportation.

Our focus this year is to continue building towards financial resiliency. In closing, I want to thank the Mayor and City Commissioners for their continued support and commitment to the Budget process. Special thanks to the City staff for their dedication, support, and collaboration in preparing this budget.

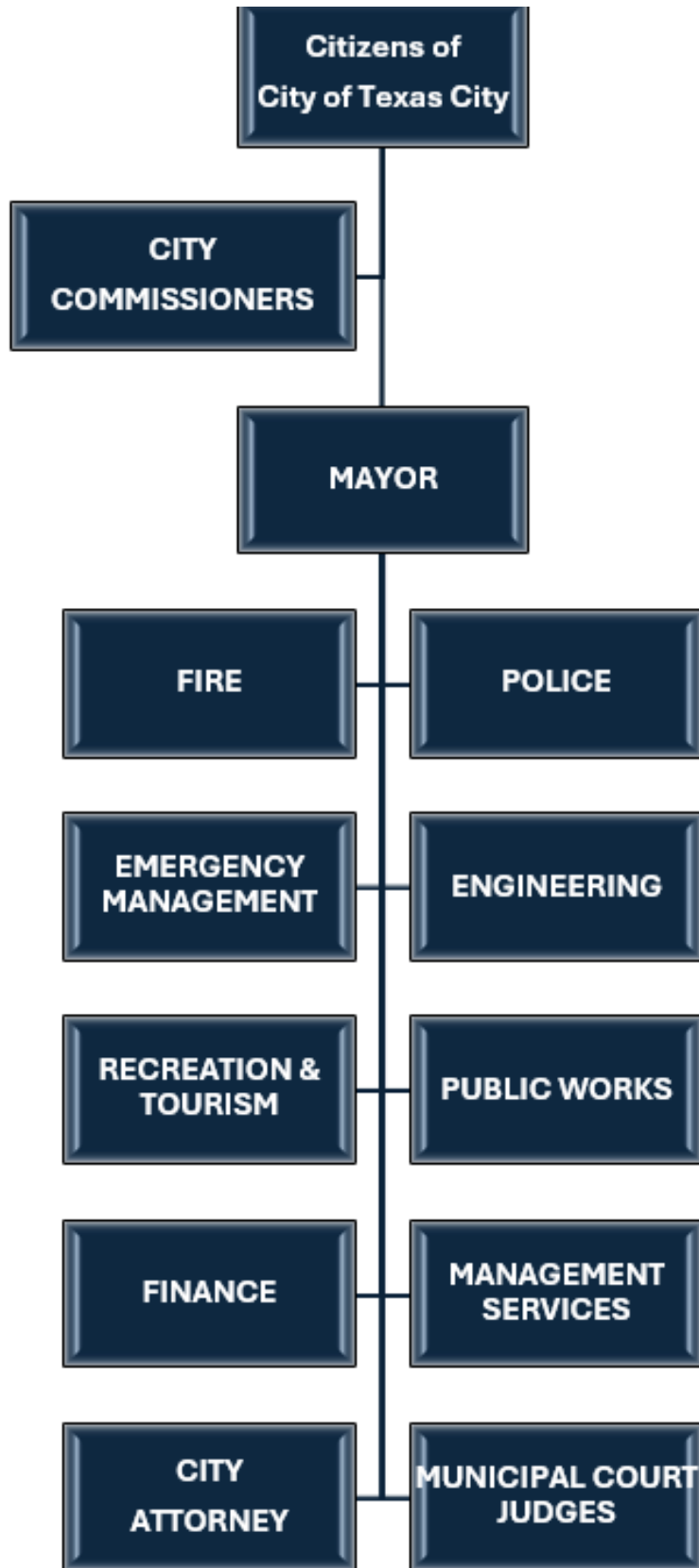
Respectfully submitted,

Cynthia Rushing
Cynthia Rushing, CPA, MBA
Chief Financial Officer

Table of Contents

FINANCIAL STRUCTURE, POLICY AND PROCESS.....	7
FINANCIAL POLICY STATEMENT	9
ALL FUND SUMMARY	18
GENERAL FUND.....	19
GENERAL FUND SUMMARY.....	20
GENERAL FUND REVENUES	21
GENERAL FUND REVENUES CONT'D	22
GENERAL FUND EXPENDITURES	23
GENERAL FUND EXPENDITURES by Department.....	24
SPECIAL REVENUE FUNDS.....	66
INTEREST & SINKING FUND	93
CAPITAL FUNDS.....	96
ENTERPRISE FUND.....	98
INTERNAL SERVICES FUND	104
FIDUCIARY FUNDS.....	110
.....	111
RELATED CORPORATIONS.....	112

CITY ORGANIZATION CHART



FINANCIAL STRUCTURE, POLICY AND PROCESS

HOW TO USE THIS DOCUMENT

This budget is intended to give the reader a comprehensive overview of funding for the City's day-to-day operations, scheduled capital improvement expenditures, and principal and interest payments for the City's outstanding long-term debt. The document complies with the Government Finance Officers Association (GFOA) 's recommended practices for fiscal and budgetary transparency.

The operating expenditures are presented by departments in their own sections to give the reader a clear idea of how resources are allocated across the City's various programs.

FINANCIAL POLICY STATEMENT

INTRODUCTION

The Financial Policies result from the desire of the Mayor, City Commission, and staff to establish a basic framework for the city's fiscal management. The policies provide a format to evaluate the city's operations and the authoritative procedures by which the City conducts its financial affairs. The policies encompass requirements of the City Charter and the Texas Local Government Code. An annual review is undertaken, and modifications are made to accommodate the city's needs.

BUDGET ADMINISTRATION

The City will maintain a budgetary control system to ensure expenditures are made in accordance with the adopted annual budget and the City Charter. Expenditures for each department shall not exceed the adopted budget for the department. The budgetary control level (the level at which expenditures cannot legally exceed the budgeted amount) is established at department levels within an individual fund. Budgetary control is achieved through the computerized purchase order system, which does not allow processing if sufficient funds are unavailable at the department's category level. Budgetary control for the Capital Project Funds is achieved through legally binding construction contracts.

With the Mayor's approval, Budget transfers will be processed within a department, division, or activity level. Per City Charter requirements, the City Commission shall approve all other amendments, including additional fund appropriations, by ordinance.

The Operating Budget will be balanced with current revenues, excluding beginning resources greater than or equal to current

expenditures/expenses. Excess balances may be used for capital outlay or other nonrecurring expenditures.

BASIS OF ACCOUNTING AND BUDGETING

The City's finances are accounted for in accordance with generally accepted accounting principles established by the Governmental Accounting Standards Board (GASB).

1. The City utilizes encumbrance accounting, whereby purchase orders reserve a portion of the annual budgeted appropriations for future payment when the liability actually occurs.
2. The city utilizes fund accounting, which includes account groups. Fund accounting utilizes funds (a separate set of books) to account for certain activities within a governmental unit. The minimum number of funds is maintained to comply with legal requirements. Account groups are used to account for assets and liabilities not reported in any other fund. Governmental funds are used to account for the city's general government activities, which include the General, Special Revenue, Debt Service, and Capital Projects Funds.
3. Governmental fund types use the flow of current financial resources measurement focus and the modified accrual basis of accounting. Under the modified accrual basis of accounting, revenues are recognized when susceptible to accrual, which is when they are "measurable and available". "Measurable" means the amount of the transaction can be determined and "available" means collectible within the current period or soon enough thereafter to pay liabilities of the current period. Ad valorem, sales, franchise, and hotel taxes are accounted for using the modified accrual basis along with interest income. All other revenues are recognized when received because they are not measurable until they are actually received. Expenditures are recognized when the related fund liability is incurred, if measurable, except

for principal and interest on general long-term debt, which are recorded when due, and compensated absences, which are recorded when payable from currently available financial resources.

4. The Enterprise Fund is accounted for on a flow of economic resources measurement focus and uses the accrual basis of accounting. Under this method, revenues are recorded when earned and expenditures are recorded at the time liabilities are incurred.

The City's annual budgets are prepared and adopted on basis consistent with generally accepted accounting principles for all governmental and enterprise funds. The Capital Projects Funds budgets are adopted by the project and do not lapse at year-end unless there is no activity or encumbrance of appropriations within three years or the project is abandoned. All other appropriations lapse at the end of the fiscal year. Outstanding encumbrances are reported as a reserve of the fund balance and do not constitute expenditures or liabilities in the current budget. The expenditures for those encumbrances are recognized in the subsequent fiscal year.

FINANCIAL REPORTING

1. An Annual Comprehensive Report (ACFR) shall be prepared at the end of each fiscal year. It shall be prepared in accordance with generally accepted accounting and financial reporting principles established by the Governmental Accounting Standards Board. The ACFR shall show the status of the city's finances on the basis of generally accepted accounting principles (GAAP). This report shall include a report from an independent certified public accountant designated by the City Commission and filed with the City Commission. It shall be made available for public inspection and a part of the archives of the city.

REVENUES

1. The city will estimate its annual revenues by an objective, analytical process, which includes reviewing historical revenues, consumer price indexing factors, and the economic activity within the city and surrounding areas. The revenue projections shall be made conservatively in order that actual revenues should meet or exceed the budgeted revenues for the year.

2. The city will follow an aggressive policy of collecting all city revenues. The city will review its delinquent tax receivables annually and will implement collection procedures to obtain all revenues due to the city in a timely manner.
3. The city will set fees for recreational activities at a level determined by the City Commission to provide the activity economically for the Citizens.
4. The city will invest all idle funds prudently to assure maximum returns on investments, with minimal risk to the principal.
5. The city will strive to maintain a balanced property tax rate.

EXPENDITURES

1. The city will estimate its annual expenditures using an objective, analytical process that includes reviewing historical expenditures, consumer price indexing factors, economic activity, and growth within the city and surrounding areas. The City will budget sufficient funds to provide a level of service that enhances the quality of life for all community residents.
2. The city will budget, account, and report detailed expenditures in the following categories: Personnel, Supplies, Maintenance, Services, Debt Service, Capital Outlay, and Capital Projects.

3. The city will constantly strive to increase the level of service to the citizens without an increased level of cost. The city will also seek to reduce the cost of the current level of services provided through innovative programs and initiatives.
4. The city will provide for adequate maintenance of capital assets and for their timely replacement. Each department shall project the future capital needs of the department for a minimum of five years in order to accommodate all department's capital needs each budget year, maintaining a constant level of expenditures for capital equipment each budget year. Expenditures for additional capital equipment shall be made only to provide a higher level of productivity or service. Capital Assets are reported as fixed assets in the General Fixed Asset Account Group (GFAAG) if the total cost of the asset equals \$5,000 or greater, excluding incidental costs related to the acquisition of the asset.
5. The city's personnel expenditures will reflect the personnel necessary to maintain the established level of city services. The city will strive to maintain a market-competitive compensation and benefits package to attract quality employees.

FUND BALANCE

The objective of this policy is to provide adequate cash to meet cash flow requirements and to have available resources for an unexpected emergency, while maintaining reasonable tax rates and charges for services.

1. The city will strive to maintain a fund balance of 15-25% of the budgeted operational expenditures for the General fund. All other funds shall maintain a fund balance that will enable the fund to meet its cash flow needs.
2. The city shall avoid utilizing fund balances for operational expenditures. Fund Balances should only be used for non-recurring capital expenditures and projects.
3. Surplus fund balances may be transferred to another fund to be used

for capital programs and projects.

4. Several other reserves are maintained as required by legal covenants.

DEBT

Rapid growth challenges a city's ability to meet the service needs of the community. This can result in the need to finance major projects. Through debt financing, the city can meet the needs of the citizens and distribute the cost of the improvements over its useful life.

1. The city will confine long-term borrowing to capital improvements or projects that cannot be financed from current revenues. The city will not use long-term debt for current operations.
2. When the city issues debt, it will pay back within a period not to exceed the expected useful life of the project. The city will strive to issue debt with a maximum maturity of twenty-five (25) years or less.
3. The city will communicate well with bond rating agencies about its financial condition, follow a policy of full disclosure on every financial report and bond prospect, and strive to maintain or improve the current bond ratings of Standard and Poor's and Moody's Investor Service.
4. No appropriations for debt payments may be transferred or reduced below any amount required by law (bond covenants) to be appropriated.

INVESTMENTS

It is the policy of the City of Texas City that, due to the safety and risk of investment, all available funds shall be invested in conformance with this legal and administrative guideline. The City's portfolio shall be designed and managed to be responsive to the highest public trust and consistent with this policy. Investments shall be made in a manner which will provide the maximum security of principal invested through limitations and

diversifications while meeting the daily cash flow needs of the City. Receiving a market rate of return will be secondary to the requirements for safety and liquidity. This policy will adopt passive investment strategies designated to minimize administrative expenses while obtaining market average rates of return and incurring minimal risks. The investment policy applies to all of the financial resources of the City of Texas City and any component units of the City.

CAPITAL PROJECTS

Capital projects shall be submitted to the City Commission for approval and shall include the following items:

1. The city will develop a multi-year capital projects plan and update it annually. The city will estimate the costs and potential funding sources for each capital project included in the plan.
2. The city shall utilize the most beneficial method of financing capital projects from the following sources: pay-as-you-go, bonds, short-term notes, joint financing with other governmental entities, special assessments, and federal and state grant programs.
3. The city will carry out the capital improvements plan and fund the capital projects budgets in accordance with the capital projects plan.
4. The city will include the cost of operations of the capital project in the operating budget during the year of completion. Future operating costs associated with new capital projects will be projected and included in the operating forecasts.

LONG TERM FINANCIAL PLAN

1. The city shall establish and maintain a long-term financial plan that projects future revenues, expenditures, fund balances, and cash flow needs. The projections shall be updated as changes occur during the year.
2. The annual budget shall be prepared in conjunction with the long-term financial plan's goals and objectives.

NOTICE OF MEETING TO VOTE ON TAX RATE

A tax rate of \$0.488635 per \$100 valuation has been proposed by the governing body of the City of Texas City.

PROPOSED TAX RATE	\$0.488635 per \$100
NO-NEW-REVENUE TAX RATE	\$0.488635 per \$100
VOTER-APPROVAL TAX RATE	\$0.602350 per \$100

The no-new-revenue tax rate is the tax rate for the 2024 tax year that will raise the same amount of property tax revenue for the City of Texas City from the same properties in both the 2023 tax year and the 2024 tax year. The voter-approval rate is the highest tax rate that the City of Texas City may adopt without holding an election to seek voter approval of the rate. The proposed tax rate is not greater than the no-new-revenue tax rate. This means that the City of Texas City is not proposing to increase property taxes for the 2024 tax year.

A PUBLIC MEETING TO VOTE ON THE PROPOSED TAX RATE WILL BE HELD ON August 21, 2024 AT 5:00 PM AT Kenneth T. Nunn Room at City Hall, 1801 9th Avenue North, Texas City, Texas 77590.

The proposed tax rate is also not greater than the voter-approval tax rate. As a result, the City of Texas City is not required to hold an election to seek voter approval of the rate. However, you may express your support for or opposition to the proposed tax rate by contacting the members of the City Commissioners of the City of Texas City at their offices or by attending the public meeting mentioned above.

YOUR TAXES OWED UNDER ANY OF THE RATES MENTIONED ABOVE CAN BE CALCULATED AS FOLLOWS:

$$\text{Property tax amount} = (\text{tax rate}) \times (\text{taxable value of your property}) / 100$$

FOR the proposal:	Mayor Dedrick D. Johnson, Sr. Mayor Pro-Tem Thelma Bowie	Keith Love Abel Garza, Jr.	Chris Sharp
ABSENT:	DeAndre' Knoxson	Jami Clark	

Visit [Texas.gov/PropertyTaxes](https://www.texas.gov/PropertyTaxes) to find a link to your local property tax database on which you can easily access information regarding your property taxes, including information about proposed tax rates and scheduled public hearings of each entity that taxes your property. The 86th Texas Legislature modified the manner in which the voter-approval tax rate is calculated to limit the rate of growth of property taxes in the state. The following table compares the taxes imposed on the average residence homestead by the City of Texas City last year to the taxes proposed to be imposed on the average residence homestead by the City of Texas City this year.

	2023	2024	Change
Total tax rate (per \$100 of value)	\$0.490000	\$0.488635	decrease of -0.001365 per \$100, or -0.28%
Average homestead taxable value	\$164,577	\$178,488	increase of +8.45%
Tax on average homestead	\$806.43	\$872.15	increase of +\$65.72, or +8.15%
Total tax levy on all properties	\$33,176,418	\$33,491,795	increase of +\$315,377, or +0.95%

For assistance with tax calculations, please contact the tax assessor for the City of Texas City at (877) 766-2284 or galcotax@galvestoncountytexas.gov, or visit www.galcotax.com for more information.

2024-2025 BUDGET CALENDAR

PHASE I: Budget Development Process
(This phase is the responsibility of **staff**)

May 25 - July 8 Budget Workshops with Department Heads

PHASE II: Budget Review & Adoption Process

July 8 Deadline for TNT Info to County assessor/coll

July 17 Commissioners' Court Budget Workshop @ 4:00 pm

July 25 Deadline for Roll certification

July 27 Calculation of the Tax Rates (No New Revenue (NNR) Tax Rate and Voter-Approval Tax Rate (VAR) by Galveston County Tax Office

Aug 7 Record Vote on proposed tax rate subject to receipt of NNR or VAR from Galveston County Tax Office

August 9 Publish proposed tax rate, NNR and VAR Tax Rates. Post on City's Website and City's Public Access TV channel

Aug 14 * *Special Called City Commission Meeting if needed*

Aug 15 Notice of Tax Rate Adoption Meeting

August 21 Adopt Tax Rate (NNR & VAR) by Record Vote
Approve Certified Roll

August 26 Schedule public hearing on the budget, file budget with City Secretary for public inspection and post on City website
(Public Hearing shall set not less than 15 days subsequent to to the time budget is filed)

Sept 4 Publish first notice of budget public hearing (charter)

Sept 11 Publish second notice of budget public hearing (charter)

Sept 18 Public hearing on proposed budget

ALL FUND SUMMARY

FUND NAME	2022 Actual	2023 Actual	2024 Revised Budget	FY24 YEAR END PROJECTIONS	FY25 PROPOSED BUDGET
GENERAL FUND-101	\$ 63,367,597	\$ 77,699,294	\$ 74,512,456	\$ 70,038,568	\$ 75,008,334
HOTEL MOTEL TAX FUND-201	\$ 825,139	\$ 1,155,212	\$ 920,000	\$ 811,778	\$ 920,000
AMERICAN RESCUE PLAN ACT-243	\$ 921,740	\$ 4,010,147	\$ 4,609,012	\$ 600,000	\$ 3,979,012
CABLE PUBLIC EDU GOV CHANNEL-230	\$ 91,303	\$ 104,858	\$ 100,000	\$ 52,910	\$ 100,000
CAPITAL RECOVERY SEWER ZONE 1-209	\$ 2,646	\$ 10,119	\$ -	\$ 99,059	\$ -
CAPITAL RECOVERY SEWER ZONE 2-256	\$ 2,156,891	\$ 1,878,430	\$ 3,725,108	\$ 2,236,230	\$ 2,500,000
CAPITAL RECOVERY WATER ZONE 1-208	\$ 2,911	\$ 7,468	\$ -	\$ 73,099	\$ -
CAPITAL RECOVERY WATER ZONE 2-255	\$ 2,004,814	\$ 1,413,317	\$ 2,300,000	\$ 1,634,622	\$ 2,200,000
CAPITAL-602	\$ 2,406,844	\$ 235,505	\$ 65,000	\$ 75,485	\$ 35,000
CDBG - COMMUNITY DEVELOPMENT-211	\$ -	\$ -	\$ 374,271	\$ 136,000	\$ 238,271
CDBG - DISASTER RECOVERY MITIGATION-242	\$ 558,531	\$ 568,189	\$ 13,886,916	\$ 435,381	\$ 13,336,916
CDBG MITIGATION GRANT-244	\$ -	\$ 1,408,309	\$ 16,812,172	\$ 1,856,107	\$ 14,956,065
CDBG MIT-MOD GRANT-245	\$ -	\$ -	\$ 8,012,700	\$ 600,000	\$ 7,326,700
COMMISSIONERS' COMMUNITY GRANT-220	\$ -	\$ 35,000	\$ 35,000	\$ 18,200	\$ 35,000
CONSTRUCTION-401	\$ 325,114	\$ 279,808	\$ 135,407	\$ 112,377	\$ 85,407
COPS GRANTS-226	\$ 392,765	\$ 0	\$ 95,000	\$ -	\$ 95,000
CULTURAL ARTS FOUNDATION-807	\$ 118,965	\$ 170,774	\$ 159,500	\$ 179,427	\$ 19,500
DEBT SERVICE-301	\$ 3,509,141	\$ 3,648,805	\$ 7,020,396	\$ 7,844,106	\$ 3,073,207
DRUG CONFISCATION-205	\$ 6,364	\$ 7,257	\$ 20,500	\$ 5,866	\$ 20,500
ECONOMIC DEVELOPMENT CORP-801	\$ 6,611,598	\$ 8,677,273	\$ 7,180,000	\$ 6,440,506	\$ 6,480,000
FIREMEN'S RELIEF & RETIREMENT-701	\$ 3,941,145	\$ 447,113	\$ 3,225,000	\$ 4,864	\$ 3,225,000
FOREIGN TRADE ZONE CORP-805	\$ 101,639	\$ 104,607	\$ 100,000	\$ 2,726	\$ 100,000
GENERAL LAND OFFICE-278	\$ 450,894	\$ 18,735	\$ -	\$ -	\$ -
GROUP INSURANCE-601	\$ 7,436,158	\$ 7,295,777	\$ 7,900,000	\$ 6,898,392	\$ 7,900,000
HISTORICAL PRESERVATION CORP-808	\$ 139,890	\$ 153,688	\$ 151,550	\$ 28,763	\$ 151,450
INDUSTRIAL DEV CORP-804	\$ 6,040	\$ 4,911	\$ 1,000	\$ 4,232	\$ 1,000
LEOSE GRANT-240	\$ -	\$ 4,780	\$ 12,189	\$ 12,189	\$ -
MUNICIPAL COURT BUILDING SECURITY-203	\$ 36,908	\$ 62,461	\$ 62,000	\$ 42,294	\$ 62,000
MUNICIPAL COURT EFFICIENCY-235	\$ 8,975	\$ 22,387	\$ 13,500	\$ 14,872	\$ 13,500
MUNICIPAL COURT JUROR -241	\$ 1,033	\$ 957	\$ 2,050	\$ 646	\$ 550
MUNICIPAL COURT TECHNOLOGY-204	\$ 43,152	\$ 42,462	\$ 60,500	\$ 26,353	\$ 20,500
MUNICIPAL COURT TRUANCY-239	\$ 51,802	\$ 47,877	\$ 56,000	\$ 28,690	\$ 27,300
PUBLIC FACILITIES DEV CORP-803	\$ 277,566	\$ 269,361	\$ 221,000	\$ 180,555	\$ 221,000
SOUTHEAST TEXAS HOUSING GRANT-229	\$ -	\$ 60,000	\$ -	\$ -	\$ -
STEP-OP GRANT-253	\$ 18,857	\$ 15,049	\$ 16,943	\$ 8,817	\$ -
TEXAS CITY DIKE-279	\$ 1,142,854	\$ 1,359,757	\$ 1,743,339	\$ 668,256	\$ 1,303,500
UTILITIES - WATER/SEWER OPERATIONS-501	\$ 21,204,494	\$ 24,421,524	\$ 22,771,000	\$ 17,986,161	\$ 23,588,285
WINDSTORM INSURANCE-603	\$ 45,731	\$ 36,816	\$ 3,500	\$ 34,022	\$ 3,500
Grand Total	\$ 118,209,499	\$ 135,678,024	\$ 176,303,009	\$ 119,191,551	\$ 167,026,497

GENERAL FUND

GENERAL FUND SUMMARY

	FY22	FY23	FY24 AMENDED	FY24 YEAR END	FY25
REVENUES	ACTUAL	ACTUAL	BUDGET	PROJECTIONS	PROPOSED BUDGET
GENERAL PROPERTY TAXES	\$ 25,758,638	\$ 31,143,141	\$ 28,174,011	\$ 29,402,855	\$ 30,651,079
OTHER TAXES & ASSESSMENTS	\$ 24,939,968	\$ 29,241,017	\$ 31,012,000	\$ 24,344,446	\$ 28,592,000
CHARGES FOR SERVICES	\$ 7,750,474	\$ 8,539,950	\$ 7,765,000	\$ 7,218,449	\$ 7,765,000
OTHER REVENUES	\$ 473,369	\$ 5,207,959	\$ 3,887,123	\$ 5,716,843	\$ 3,887,123
FINES & FORFEITS	\$ 2,008,489	\$ 1,786,166	\$ 1,900,000	\$ 1,356,639	\$ 1,900,000
LICENSES & PERMITS	\$ 1,732,861	\$ 1,026,210	\$ 910,190	\$ 1,445,859	\$ 1,349,000
OTHER SOURCES	\$ 322,469	\$ 249,872	\$ 553,632	\$ 66,200	\$ 553,632
INTERGOVERNMENTAL REVENUES	\$ 131,221	\$ 255,566	\$ 310,500	\$ 244,282	\$ 310,500
Grand Total	\$ 63,117,489	\$ 77,449,882	\$ 74,512,456	\$ 69,795,574	\$ 75,008,334
EXPENDITURES					
SALARIES & BENEFITS	\$ 40,954,764	\$ 43,671,044	\$ 47,976,439	\$ 47,119,106	\$ 49,413,144
OTHER CHARGES	\$ 5,734,540	\$ 6,080,552	\$ 6,784,439	\$ 6,525,958	\$ 7,677,737
MATERIALS & SUPPLIES	\$ 3,168,095	\$ 3,279,252	\$ 4,509,059	\$ 3,931,310	\$ 4,632,992
CONTRACTUAL SERVICES	\$ 14,489,230	\$ 13,772,153	\$ 14,179,586	\$ 13,477,991	\$ 13,166,136
OTHER USES	\$ 9,070,470	\$ 6,401,713	\$ 600,000	\$ 429,302	\$ 500,000
CAPITAL OUTLAY	\$ 1,086,069	\$ 944,556	\$ 2,526,346	\$ 2,353,911	\$ 210,000
Grand Total	\$ 74,503,167	\$ 74,149,270	\$ 76,575,869	\$ 73,837,579	\$ 75,600,009
EXCESS REVENUES OVER/(UNDER)					\$ (591,675)
BEGINNING FUND BALANCE	\$ 38,352,405	\$ 26,185,978	\$ 29,419,285		\$ 25,377,280
NET CHANGE IN FUND BALANCE	\$ (12,166,427)	\$ 3,233,307	\$ (4,042,005)		\$ (591,675)
ENDING FUND BALANCE	\$ 26,185,978	\$ 29,419,285	\$ 25,377,280		\$ 24,785,605

GENERAL FUND REVENUES

REVENUES	FY22 Actual	FY23 Actual	FY24 Amended Budget	FY23-24 YEAR END PROJECTIONS	FY24-25 PROPOSED BUDGET
41001-GF CURRENT TAXES	\$ 25,312,145	\$ 30,503,894	\$ 27,684,011	\$ 29,007,681	\$ 30,161,079
41002-GF DELINQUENT TAXES	\$ 257,650	\$ 387,989	\$ 290,000	\$ 214,853	\$ 290,000
41003-GF PENALTY & INTEREST	\$ 188,844	\$ 251,258	\$ 200,000	\$ 180,322	\$ 200,000
GENERAL PROPERTY TAXES	\$ 25,758,638	\$ 31,143,141	\$ 28,174,011	\$ 29,402,855	\$ 30,651,079
OTHER TAXES & ASSESSMENTS	\$ -	\$ -	\$ -	\$ -	\$ -
42001-GF STATE SALES TAX	\$ 18,137,745	\$ 22,494,154	\$ 24,200,000	\$ 18,069,539	\$ 21,780,000
42002-GF MIXED BEVERAGE TAX	\$ 132,786	\$ 128,430	\$ 110,000	\$ 71,474	\$ 110,000
42202-GF ENTEX FRANCHISE TAX	\$ 354,204	\$ 391,187	\$ 400,000	\$ 336,036	\$ 400,000
42203-GF TELECOMMUNICATIONS TAX	\$ 273,036	\$ 96,638	\$ 300,000	\$ 319,146	\$ 300,000
42204-GF COMCAST FRANCHISE TAX	\$ 504,653	\$ 464,213	\$ 500,000	\$ 381,013	\$ 500,000
42207-GF TX-NEW MEXICO TAX	\$ 5,381,613	\$ 5,492,430	\$ 5,342,000	\$ 5,036,924	\$ 5,342,000
42209-GF GARBAGE CO. FEE	\$ 155,931	\$ 173,965	\$ 160,000	\$ 130,316	\$ 160,000
OTHER TAXES & ASSESSMENTS Total	\$ 24,939,968	\$ 29,241,017	\$ 31,012,000	\$ 24,344,446	\$ 28,592,000
CHARGES FOR SERVICES	\$ -	\$ -	\$ -	\$ -	\$ -
45002-GF GARBAGE PICKUP	\$ 4,699,099	\$ 4,992,706	\$ 4,750,000	\$ 4,615,910	\$ 4,750,000
45003-GF BAYOU GOLF GREEN FEE	\$ 864,673	\$ 953,907	\$ 865,000	\$ 707,430	\$ 865,000
45004-GF BAYOU GOLF SNOW REMOVAL	\$ 1,947	\$ 8,581	\$ 15,000	\$ -	\$ 15,000
45005-GF LOWRY CENTER INSURANCE	\$ 156,058	\$ 128,017	\$ 175,000	\$ 116,037	\$ 175,000
45006-GF RIFLE RANGE INSURANCE	\$ 134,035	\$ 147,942	\$ 150,000	\$ 110,501	\$ 150,000
45600-GF EMS PATIENT CHARGE	\$ 1,894,383	\$ 2,308,798	\$ 1,800,000	\$ 1,668,571	\$ 1,800,000
45601-EMERG SVC TRAINING	\$ 280	\$ -	\$ 10,000	\$ -	\$ 10,000
CHARGES FOR SERVICES Total	\$ 7,750,474	\$ 8,539,950	\$ 7,765,000	\$ 7,218,449	\$ 7,765,000
OTHER SOURCES	\$ -	\$ -	\$ -	\$ -	\$ -
49042-TRANSFER FROM OTHER FUNDS	\$ -	\$ -	\$ 493,632	\$ -	\$ 493,632
49102-PROCEEDS FROM LAND SALES	\$ 199,195	\$ -	\$ -	\$ -	\$ -
49103-PROCEEDS FROM SALES OF ASSETS	\$ 17,977	\$ 3,200	\$ -	\$ 5,408	\$ -
49104-PROCEEDS FROM SALES OF ASSETS	\$ 105,297	\$ 97,994	\$ 60,000	\$ 60,791	\$ 60,000
49110-PROCEEDS FROM SALES OF ASSETS	\$ -	\$ 148,678	\$ -	\$ -	\$ -
OTHER SOURCES Total	\$ 322,469	\$ 249,872	\$ 553,632	\$ 66,200	\$ 553,632

GENERAL FUND REVENUES CONT'D

REVENUES	FY22 Actual	FY23 Actual	FY24 Amended Budget	FY23-24 YEAR END PROJECTIONS	FY24-25 PROPOSED BUDGET
OTHER REVENUES	\$ -	\$ -	\$ -	\$ -	\$ -
48013-IN LIEU OF TAX	\$ -	\$ 750,000	\$ 750,000	\$ 900,000	\$ 750,000
48101-GF RECREATION & TOURISM IN	\$ 292,629	\$ 322,297	\$ 350,000	\$ 231,915	\$ 350,000
48102-GF NESSLER POOL INCOME	\$ 160,320	\$ 202,976	\$ 200,000	\$ 56,700	\$ 200,000
48106-GF LIBRARY FINES	\$ 17,395	\$ 19,802	\$ 16,000	\$ 19,433	\$ 16,000
48113-GF MISC.RENT INCOME	\$ 46,123	\$ 50,316	\$ 46,123	\$ 45,572	\$ 46,123
48115-RENT INCOME-SHOAL POINT	\$ -	\$ -	\$ -	\$ 261,760	\$ -
48205-NET CHANGE IN FV INVEST	\$ (1,915,522)	\$ 1,032,291	\$ 800,000	\$ 782,748	\$ 800,000
48801-GF MISCELLANEOUS INCOME	\$ 382,154	\$ 317,142	\$ 100,000	\$ 250,038	\$ 100,000
48802-GF INTEREST INCOME	\$ 162,820	\$ 825,769	\$ 500,000	\$ 798,250	\$ 500,000
48810-GF FTZ SUBZONE FEES	\$ 653,569	\$ 1,002,853	\$ 1,000,000	\$ 1,933,769	\$ 1,000,000
48811-GF RECYCLING REVENUES	\$ 93,785	\$ 72,914	\$ 75,000	\$ 53,179	\$ 75,000
48812-MUNICIPAL FACILITIES FEES	\$ 68,500	\$ -	\$ -	\$ -	\$ -
48815-CREDIT CARD PROCESSING	\$ (112,674)	\$ (146,153)	\$ (150,000)	\$ (110,346)	\$ (150,000)
48850-INSURANCE/SETTLEMENT PROCEEDS	\$ -	\$ 55,268	\$ -	\$ -	\$ -
48851-NUISANCE ABATEMENT INCOME	\$ -	\$ 702,485	\$ 200,000	\$ 493,824	\$ 200,000
OTHER REVENUES Total	\$ 473,369	\$ 5,207,959	\$ 3,887,123	\$ 5,716,843	\$ 3,887,123
LICENSES & PERMITS	\$ -	\$ -	\$ -	\$ -	\$ -
43002-GF OCCUPATIONAL LICENSES	\$ 3,753	\$ 5,350	\$ 6,000	\$ 2,085	\$ 6,000
43100-GF BUILDING PERMITS	\$ 738,629	\$ 573,561	\$ 465,000	\$ 729,670	\$ 700,000
43101-GF ELECTRICAL PERMITS	\$ 88,024	\$ 75,499	\$ 66,000	\$ 74,840	\$ 70,000
43102-GF PLUMBING PERMITS	\$ 64,927	\$ 54,563	\$ 44,000	\$ 64,378	\$ 66,000
43103-GF A/C-HEATING PERMITS	\$ 59,931	\$ 48,852	\$ 38,000	\$ 61,239	\$ 57,000
43104-GF MISCELLANEOUS PERMITS	\$ 56,114	\$ 19,514	\$ 25,000	\$ 252,917	\$ 220,000
43105-GF TEMPORARY PERMITS	\$ 30,990	\$ 29,460	\$ 30,000	\$ 30,726	\$ 25,000
43106-GF CULVERT PERMITS	\$ 75,107	\$ 23,801	\$ 25,000	\$ 1,794	\$ 5,000
43107-GF FIRE PERMITS	\$ 30,335	\$ 14,421	\$ 30,000	\$ 27,265	\$ 25,000
43108-PIPELINE PERMITS AND FEES	\$ 585,051	\$ 181,190	\$ 181,190	\$ 200,944	\$ 175,000
LICENSES & PERMITS Total	\$ 1,732,861	\$ 1,026,210	\$ 910,190	\$ 1,445,859	\$ 1,349,000
INTERGOVERNMENTAL REVENUES	\$ -	\$ -	\$ -	\$ -	\$ -
44003-GF EMERGENCY MGMT GRANT	\$ 14,526	\$ -	\$ -	\$ -	\$ -
44009-GF GRANT REVENUE	\$ 94,194	\$ 233,066	\$ 288,000	\$ 244,282	\$ 288,000
44012-GF GALVESTON CO MUTUAL AID	\$ 22,500	\$ 22,500	\$ 22,500	\$ -	\$ 22,500
INTERGOVERNMENTAL REVENUES Total	\$ 131,221	\$ 255,566	\$ 310,500	\$ 244,282	\$ 310,500
FINES & FORFEITS	\$ -	\$ -	\$ -	\$ -	\$ -
46001-GF MUNICIPAL COURT FINES	\$ 2,008,489	\$ 1,786,166	\$ 1,900,000	\$ 1,356,639	\$ 1,900,000
FINES & FORFEITS Total	\$ 2,008,489	\$ 1,786,166	\$ 1,900,000	\$ 1,356,639	\$ 1,900,000
Grand Total	\$ 63,117,489	\$ 77,449,882	\$ 74,512,456	\$ 69,795,574	\$ 75,008,334

GENERAL FUND EXPENDITURES

GENERAL FUND EXPENDITURES by Department

ADMINISTRATION

ACTIVITY SUMMARY

FUND: GENERAL					
DEPARTMENT: ADMINISTRATION		ACTIVITY: GENERAL GOVERNMENT			
SERVICE STATEMENT					
<p>The Administration department is responsible for the supervision, administration, and planning the City's financial activities. These activities include financial reporting, utility billing and collections, ad valorem tax billing and collections, revenue collections, investments, debt management, risk management, grant management and budget preparation. The CFO and other staff members provide financial information to the City Commission, Mayor and departments. This department also provides financial services to the Texas City Economic Development Corporation, Texas City Industrial Development Corporation, Texas City Harbour Foreign Trade Zone Corporation, Public Facilities Development Corporation, Texas City Historical Preservation Corporation, and the Texas City Cultural Arts Foundation.</p> <p>The Administration department also administers and maintains the personnel policies for the City. The department addresses all matters relating to payroll and personnel including recruitment, employee benefits, personnel guidelines, labor negotiations and civil service.</p>					
PERSONNEL SUMMARY		ACTUAL FY 2021-22	ACTUAL FY 2022-23	ACTUAL FY 2023-24	BUDGET FY 2024-25
Mayor's Office		2	2	2	2
Commissioners		6	6	6	6
Office of Finance		9	9	10	12
Office of Management Services (Corp.)	a	6	6	6	7
Office of Human Resources		3	3	3	5
City Secretary Office	b	1	1	2	2
TOTAL		<u>27</u>	<u>27</u>	<u>29</u>	<u>34</u>

a- Paid from various Funds (Texas City (TC) Economic Development Corporation and TC Foreign Trade Zone Corporation, Gen Fund, and Hotel/Motel Occupancy Tax Fund)

b- Paid from General Fund and TC Economic Development Corporation

	FY22 ACTUAL	FY23 ACTUAL	FY24		
			AMENDED BUDGET	FY24 YEAR END PROJECTIONS	FY25 PROPOSED BUDGET
SALARIES & BENEFITS	\$ 1,383,909	\$ 1,566,073	\$ 1,748,010	\$ 1,708,429	\$ 2,351,557
OTHER CHARGES	\$ 1,521,977	\$ 1,734,926	\$ 1,918,500	\$ 2,156,060	\$ 2,248,500
CONTRACTUAL SERVICES	\$ 2,133,353	\$ 2,337,328	\$ 2,144,873	\$ 2,152,206	\$ 2,210,373
MATERIALS & SUPPLIES	\$ 76,594	\$ 69,264	\$ 80,300	\$ 104,906	\$ 80,700
CAPITAL OUTLAY	\$ -	\$ 172,528	\$ 100,000	\$ -	\$ -
Grand Total	\$ 5,115,833	\$ 5,880,119	\$ 5,991,683	\$ 6,121,602	\$ 6,891,130

	FY22 ACTUAL	FY23 ACTUAL	FY24 AMENDED BUDGET	FY24 YEAR END PROJECTIONS	FY25 PROPOSED BUDGET
SALARIES & BENEFITS	\$ 1,383,909	\$ 1,566,073	\$ 1,748,010	\$ 1,708,429	\$ 2,351,557
51010-SALARIES	\$ 1,010,188	\$ 1,177,397	\$ 1,283,607	\$ 1,226,029	\$ 1,878,607
51030-OVERTIME PAY	\$ -	\$ 140	\$ 500	\$ 45	\$ 500
51070-LIFE & DISABILITY	\$ 2,722	\$ 2,873	\$ 13,350	\$ 2,961	\$ 13,350
51080-RETIREMENT	\$ 163,046	\$ 190,587	\$ 229,741	\$ 218,984	\$ 229,741
51090-MEDICARE TAX	\$ 14,355	\$ 16,551	\$ 18,612	\$ 18,024	\$ 18,612
51110-GROUP HEALTH INSURANCE	\$ 175,029	\$ 171,614	\$ 175,000	\$ 178,208	\$ 183,547
51120-TERMINATION PAY	\$ 11,772	\$ -	\$ 20,000	\$ 59,394	\$ 20,000
51130-INCENTIVE PAY	\$ 6,796	\$ 6,911	\$ 7,200	\$ 4,785	\$ 7,200
OTHER CHARGES	\$ 1,521,977	\$ 1,734,926	\$ 1,918,500	\$ 2,156,060	\$ 2,248,500
54200-ELECTION COST	\$ 24,093	\$ -	\$ 25,000	\$ -	\$ -
54220-MEDICAL FEES	\$ 850	\$ 350	\$ 500	\$ 481	\$ 500
54300-TRAINING & PERSONNEL	\$ 4,939	\$ 12,148	\$ 10,000	\$ 3,532	\$ 20,000
54301-TUITION REIMBURSEMENT	\$ 1,097	\$ -	\$ 8,000	\$ 1,574	\$ 8,000
54500-TEXAS EMPLOYMENT COMMIS	\$ 13,743	\$ 4,746	\$ 25,000	\$ 8,410	\$ 20,000
54600-BAD DEBTS	\$ -	\$ -	\$ -	\$ -	\$ -
54790-TIRZ TAX PAYMENTS	\$ 1,477,255	\$ 1,717,682	\$ 1,850,000	\$ 2,142,063	\$ 2,200,000
MATERIALS & SUPPLIES	\$ 76,594	\$ 69,264	\$ 80,300	\$ 104,906	\$ 80,700
52240-GASOLINE & OIL	\$ 2,920	\$ 4,266	\$ 3,000	\$ 2,592	\$ 3,000
52540-SUPPLIES - FOOD, MISC.	\$ 2,257	\$ 2,257	\$ 2,100	\$ 3,458	\$ 2,500
52660-OFFICE SUPPLIES	\$ 19,018	\$ 17,419	\$ 20,000	\$ 31,469	\$ 20,000
52680-JANITORIAL SUPPLIES	\$ 6,080	\$ 5,646	\$ 6,200	\$ 8,715	\$ 6,200
52710-SAFETY PROGRAM	\$ 10,036	\$ 9,805	\$ 12,000	\$ 17,761	\$ 12,000
52715-EMPLOYEE SERVICE PROGRA	\$ 35,772	\$ 30,816	\$ 36,000	\$ 39,799	\$ 36,000
52780-MISC. MATERIALS & SUPPL	\$ 512	\$ (944)	\$ 1,000	\$ 1,112	\$ 1,000

ADMINISTRATION – 101-101

	FY22 ACTUAL	FY23 ACTUAL	FY24 AMENDED BUDGET	FY24 YEAR END PROJECTIONS	FY25 PROPOSED BUDGET
CONTRACTUAL SERVICES	\$ 2,133,353	\$ 2,337,328	\$ 2,144,873	\$ 2,152,206	\$ 2,210,373
53060-EXPENSE ADMINISTRATIVE	\$ 62,906	\$ 82,841	\$ 60,000	\$ 94,584	\$ 60,000
53120-INSURANCE - FIRE & FLOOD	\$ 4,619	\$ 5,397	\$ 6,000	\$ -	\$ 6,000
53140-INSURANCE - CASUALTY	\$ 989,306	\$ 1,032,674	\$ 985,000	\$ 835,979	\$ 1,000,000
53150-INSURANCE - AD&D	\$ 40,968	\$ 36,226	\$ 36,000	\$ 24,542	\$ 36,000
53200-UTILITIES	\$ 35,841	\$ 39,459	\$ 41,000	\$ 28,550	\$ 41,000
53260-PHONE/NETWORK	\$ 65,424	\$ 71,302	\$ 65,000	\$ 65,954	\$ 65,000
53360-MAINTENANCE - OFFICE EQ	\$ 1,467	\$ -	\$ 5,000	\$ -	\$ 5,000
53540-MAINTENANCE - BUILDING	\$ 81,366	\$ 61,731	\$ 100,000	\$ 49,442	\$ 100,000
53560-MAINTENANCE CONTRACT	\$ 615	\$ 720	\$ 500	\$ -	\$ 500
53565-NUISANCE ABATEMENT EXPENSE	\$ 241,795	\$ 507,254	\$ 300,000	\$ 548,998	\$ 300,000
53600-POSTAGE	\$ 6,229	\$ 7,184	\$ 9,000	\$ 6,053	\$ 9,000
53680-PROFESSIONAL FEES	\$ 266,754	\$ 206,763	\$ 200,000	\$ 217,306	\$ 250,000
53686-TEMPORARY PERSONNEL FEE	\$ -	\$ -	\$ -	\$ -	\$ -
53690-CENTRAL APPRAISAL DISTR	\$ 263,137	\$ 222,391	\$ 264,000	\$ 215,263	\$ 264,000
53700-EQUIPMENT RENTAL	\$ 41,060	\$ 39,162	\$ 43,000	\$ 42,427	\$ 43,000
53705-EQUIPMENT LEASE FEES	\$ -	\$ -	\$ -	\$ -	\$ 1,500
53740-BONDS - EMPLOYEES	\$ 826	\$ 266	\$ 1,500	\$ 846	\$ -
53760-TRAVEL	\$ 2,028	\$ 1,747	\$ 2,000	\$ 4,489	\$ 2,500
53780-PUBLICATIONS & LEGAL	\$ 5,213	\$ 7,810	\$ 5,000	\$ 3,672	\$ 5,000
53800-DUES & MEMBERSHIPS	\$ 22,347	\$ 12,527	\$ 20,000	\$ 11,513	\$ 20,000
53860-WORKMEN'S COMPENSATION	\$ 1,450	\$ 1,873	\$ 1,873	\$ 2,590	\$ 1,873
CAPITAL OUTLAY	\$ -	\$ 172,528	\$ 100,000	\$ -	\$ -
55041-SBITA PURCHASE	\$ -	\$ 172,528	\$ -	\$ -	\$ -
55720-PROCUREMENT OF PROPERTY	\$ -	\$ -	\$ 100,000	\$ -	\$ -
Grand Total	\$ 5,115,833	\$ 5,880,119	\$ 5,991,683	\$ 6,121,602	\$ 6,891,130

ACTIVITY SUMMARY

FUND: GENERAL			
DEPARTMENT: LEGAL		ACTIVITY: GENERAL GOVERNMENT	
SERVICE STATEMENT			
<p>The City Attorney's office provides legal representation and advice for the City Commission of the City of Texas City, Texas and all administrative departments. This department is responsible for directing all legal matters involving the City and for prosecution in Municipal Court. The City Attorney's office represents the Fire and Police departments heads before the Civil Service Commission and in arbitration and on appeals to District Court. The department reviews and evaluates claims of and against the City; cooperates in Code Enforcement; advises and represents the City departments on personnel matters, reviews, advises and assists department heads in agenda matters; draft ordinances and resolutions; works with Commission members to resolve problems in the City; attends Commission meetings; advises Commissioners of the effects of their actions; advises department heads on operation; reviews or drafts legal documents affecting the City; handles citizen complaints; negotiates and drafts franchises; assists in planning and zoning matters; and currently represents the City or supervises the City's representation in damage suits.</p>			
PERSONNEL SUMMARY	ACTUAL FY 2022-23	ACTUAL FY 2023-24	BUDGET FY 2024-25
City Attorney	1	1	1
Administrative Assistant	1	1	1
TOTAL	<u>2</u>	<u>2</u>	<u>2</u>

	FY22		FY23		FY24		FY25 PROPOSED	
	ACTUAL		ACTUAL		AMENDED BUDGET	FY24 YEAR END PROJECTIONS		BUDGET
SALARIES & BENEFITS	\$ 52,098	\$	\$ 66,069	\$	\$ 88,759	\$ 142,440	\$	\$ 89,404
CONTRACTUAL SERVICES	\$ 155,932	\$	\$ 212,620	\$	\$ 232,101	\$ 171,889	\$	\$ 254,851
MATERIALS & SUPPLIES	\$ -	\$	\$ 638	\$	\$ 1,500	\$ 65	\$	\$ 1,000
OTHER CHARGES	\$ 90	\$	\$ 83	\$	\$ 5,000	\$ -	\$	\$ 4,500
Grand Total	\$ 208,120	\$	\$ 279,411	\$	\$ 327,360	\$ 314,395	\$	\$ 349,755

LEGAL 101-102

	FY22 ACTUAL	FY23 ACTUAL	FY24 AMENDED BUDGET	FY24 YEAR END PROJECTIONS	FY25 PROPOSED BUDGET
SALARIES & BENEFITS	\$ 52,098	\$ 66,069	\$ 88,759	\$ 142,440	\$ 89,404
51010-SALARIES	\$ 30,736	\$ 44,403	\$ 60,092	\$ 103,983	\$ 61,000
51070-LIFE & DISABILITY	\$ 157	\$ 161	\$ 625	\$ 226	\$ 600
51080-RETIREMENT	\$ 5,327	\$ 7,656	\$ 10,971	\$ 18,975	\$ 11,000
51090-MEDICARE TAX	\$ 372	\$ 583	\$ 871	\$ 1,447	\$ 920
51110-GROUP HEALTH INS	\$ 14,352	\$ 12,250	\$ 15,000	\$ 15,710	\$ 14,684
51130-INCENTIVE PAY	\$ 1,154	\$ 1,015	\$ 1,200	\$ 2,100	\$ 1,200
CONTRACTUAL SERVICES	\$ 155,932	\$ 212,620	\$ 232,101	\$ 171,889	\$ 254,851
53260-PHONE/NETWORK	\$ -	\$ 2,774	\$ 3,000	\$ 263	\$ 1,000
53360-MAINTENANCE - OF	\$ 2,299	\$ -	\$ -	\$ -	\$ -
53600-POSTAGE	\$ 268	\$ 118	\$ 500	\$ 14	\$ 250
53680-PROFESSIONAL FEE	\$ 146,592	\$ 206,541	\$ 200,000	\$ 161,538	\$ 225,000
53691-DOCUMENT RECOR	\$ -	\$ -	\$ 500	\$ -	\$ 500
53760-TRAVEL	\$ -	\$ -	\$ 1,500	\$ -	\$ 1,500
53780-PUBLICATIONS & LE	\$ 76	\$ 3	\$ 1,500	\$ -	\$ 1,500
53820-INSURANCE SETTLE	\$ 6,602	\$ 3,083	\$ 25,000	\$ 9,954	\$ 25,000
53860-WORKMEN'S COMP	\$ 94	\$ 101	\$ 101	\$ 121	\$ 101
MATERIALS & SUPPLIES	\$ -	\$ 638	\$ 1,500	\$ 65	\$ 1,000
52660-OFFICE SUPPLIES	\$ -	\$ 638	\$ 1,500	\$ 65	\$ 1,000
OTHER CHARGES	\$ 90	\$ 83	\$ 5,000	\$ -	\$ 4,500
54220-MEDICAL FEES	\$ 90	\$ -	\$ -	\$ -	\$ -
54300-TRAINING & PERSO	\$ -	\$ 83	\$ 5,000	\$ -	\$ 4,500
Grand Total	\$ 208,120	\$ 279,411	\$ 327,360	\$ 314,395	\$ 349,755

ACTIVITY SUMMARY

FUND: GENERAL			
DEPARTMENT: PURCHASING		ACTIVITY: GENERAL GOVERNMENT	
PROGRAM DESCRIPTION			
<p>The Purchasing department observes and enforces the purchasing policies outlined in all related regulations in order to procure all materials, supplies, services and equipment for the City. The Purchasing department operates in a frank and open manner so that bidders may be impressed by the fairness of all awards and thus be encouraged to continue to furnish competitive bids so that all departments of the City shall secure the best service or goods of the highest quality at the best price.</p> <p>The department assists all city departments in preparing sealed bids, bid specifications and purchase orders. The departments is also responsible for the operations of the Purchasing Module, which processes all requisitions entered and then converted into purchase orders. Other responsibilities of the department include maintenance of an active computerized bidders list, maintains relations with City vendors, and ensures that annual contracts are available to departments. In addition, this department supervises the disposal of surplus City property, and vending service functions of the General Services Commission.</p>			
PERSONNEL SUMMARY	ACTUAL FY 2022-23	ACTUAL FY 2023-24	BUDGET FY 2024-25
Purchasing Clerk	0	0	0
Purchasing Coordinator	1	1	1
TOTAL	1	1	1

	FY24				
	FY22 ACTUAL	FY23 ACTUAL	AMENDED BUDGET	FY24 YEAR END PROJECTIONS	FY25 PROPOSED BUDGET
SALARIES & BENEFITS	\$ 107,664	\$ 83,563	\$ 91,242	\$ 60,758	\$ 91,779
CONTRACTUAL SERVICES	\$ 4,287	\$ 2,130	\$ 2,952	\$ 2,370	\$ 3,002
MATERIALS & SUPPLIES	\$ 321	\$ 164	\$ 400	\$ 964	\$ 600
OTHER CHARGES	\$ -	\$ 2,395	\$ 1,000	\$ 207	\$ 1,000
Grand Total	\$ 112,272	\$ 88,252	\$ 95,594	\$ 64,299	\$ 96,381

PURCHASING 101-103

	FY24				
	FY22 ACTUAL	FY23 ACTUAL	AMENDED BUDGET	FY24 YEAR END PROJECTIONS	FY25 PROPOSED BUDGET
SALARIES & BENEFITS	\$ 107,664	\$ 83,563	\$ 91,242	\$ 60,758	\$ 91,779
51010-SALARIES	\$ 71,228	\$ 62,616	\$ 65,156	\$ 44,906	\$ 65,156
51070-LIFE & DISABILITY	\$ 229	\$ 203	\$ 678	\$ 118	\$ 678
51080-RETIREMENT	\$ 13,651	\$ 10,637	\$ 11,663	\$ 8,201	\$ 11,663
51090-MEDICARE TAX	\$ 1,170	\$ 901	\$ 945	\$ 669	\$ 945
51110-GROUP HEALTH INS	\$ 10,895	\$ 8,727	\$ 11,000	\$ 5,064	\$ 11,537
51120-TERMINATION PAY	\$ 10,490	\$ -	\$ -	\$ -	\$ -
51130-INCENTIVE PAY	\$ -	\$ 478	\$ 1,800	\$ 1,800	\$ 1,800
CONTRACTUAL SERVICES	\$ 4,287	\$ 2,130	\$ 2,952	\$ 2,370	\$ 3,002
53600-POSTAGE	\$ -	\$ -	\$ 100	\$ -	\$ 100
53700-EQUIPMENT RENTA	\$ 1,590	\$ 1,470	\$ 1,500	\$ 2,115	\$ 1,500
53780-PUBLICATIONS & LE	\$ -	\$ 557	\$ 1,000	\$ -	\$ 1,000
53800-DUES & MEMBERSH	\$ 2,598	\$ -	\$ 250	\$ 124	\$ 300
53860-WORKMEN'S COMP	\$ 99	\$ 102	\$ 102	\$ 131	\$ 102
OTHER CHARGES	\$ -	\$ 2,395	\$ 1,000	\$ 207	\$ 1,000
54220-MEDICAL FEES	\$ -	\$ -	\$ -	\$ 207	\$ -
54300-TRAINING & PERSO	\$ -	\$ 2,395	\$ 1,000	\$ -	\$ 1,000
MATERIALS & SUPPLIES	\$ 321	\$ 164	\$ 400	\$ 964	\$ 600
52660-OFFICE SUPPLIES	\$ 321	\$ 164	\$ 400	\$ 964	\$ 600
Grand Total	\$ 112,272	\$ 88,252	\$ 95,594	\$ 64,299	\$ 96,381

ACTIVITY SUMMARY

FUND: GENERAL			
DEPARTMENT: PLANNING		ACTIVITY: GENERAL GOVERNMENT	
SERVICE STATEMENT			
<p>The mission of the Planning department is to provide engineering and design coordination for all major capital projects, provide engineering support services for all City departments, provide information to City Commissioners regarding growth and change in the community that create increasing demands on public infrastructure and governmental services, facilitate and provide staff support for the development of a Comprehensive Plan and other long-range plans, administer the Zoning Ordinance, the Subdivision Regulations, and other measures PROPOSED to implement land use policies of the City Commission, including staff support for the Planning and Zoning Commissions.</p>			
PERSONNEL SUMMARY		ACTUAL FY 2022-23	ACTUAL FY 2023-24
		BUDGET FY 2024-25	
Director		1	1
City Planner		0	1
Secretary		1	1
TOTAL		2	3
		3	3

	FY22 ACTUAL	FY23 ACTUAL	FY24 AMENDED BUDGET	FY24 YEAR END PROJECTIONS	FY25 PROPOSED BUDGET
SALARIES & BENEFITS	\$ 273,513	\$ 290,020	\$ 406,790	\$ 300,769	\$ 549,864
CONTRACTUAL SERVICES	\$ 283,871	\$ 264,202	\$ 592,388	\$ 637,666	\$ 767,388
OTHER CHARGES	\$ -	\$ 30	\$ 1,100	\$ -	\$ 1,100
MATERIALS & SUPPLIES	\$ 1,662	\$ 909	\$ 3,550	\$ 349	\$ 3,550
CAPITAL OUTLAY	\$ -	\$ -	\$ 220,000	\$ -	\$ -
101104 Total	\$ 559,045	\$ 555,161	\$ 1,223,828	\$ 938,784	\$ 1,321,902

PLANNING 101-104

PLANNING - 101-104	FY24				
	FY22 ACTUAL	FY23 ACTUAL	AMENDED BUDGET	FY24 YEAR END PROJECTIONS	FY25 PROPOSED BUDGET
SALARIES & BENEFITS	\$ 273,513	\$ 290,020	\$ 406,790	\$ 300,769	\$ 549,864
51010-SALARIES	\$ 205,509	\$ 220,695	\$ 313,359	\$ 228,543	\$ 455,359
51030-OVERTIME PAY	\$ 4,202	\$ 2,833	\$ 4,000	\$ 2,178	\$ 4,000
51070-LIFE & DISABILITY	\$ 174	\$ 230	\$ 3,259	\$ 459	\$ 3,259
51080-RETIREMENT	\$ 34,829	\$ 37,978	\$ 56,628	\$ 41,310	\$ 56,628
51090-MEDICARE TAX	\$ 2,925	\$ 3,110	\$ 4,544	\$ 3,222	\$ 4,544
51110-GROUP HEALTH INSURANCE	\$ 24,080	\$ 23,374	\$ 22,000	\$ 23,256	\$ 23,074
51130-INCENTIVE PAY	\$ 1,793	\$ 1,800	\$ 3,000	\$ 1,800	\$ 3,000
51191-NON-CASH FRINGE BENEFIT	\$ -	\$ -	\$ -	\$ -	\$ -
CONTRACTUAL SERVICES	\$ 283,871	\$ 264,202	\$ 592,388	\$ 637,666	\$ 767,388
53260-PHONE/NETWORK	\$ 306	\$ 5,759	\$ 50	\$ -	\$ 50
53340-MAINTENANCE - EQUIP. & TIRES	\$ -	\$ (10)	\$ -	\$ -	\$ -
53360-MAINTENANCE - OFFICE EQUIP	\$ -	\$ -	\$ 1,250	\$ -	\$ 1,250
53540-MAINTENANCE - BUILDING	\$ 2,008	\$ 1,879	\$ 15,000	\$ 2,386	\$ 15,000
53600-POSTAGE	\$ 2,393	\$ 535	\$ 1,650	\$ 2,352	\$ 1,650
53680-PROFESSIONAL FEES	\$ 153,257	\$ 128,415	\$ 430,426	\$ 465,778	\$ 605,426
53686-TEMPORARY PERSONNEL FEE	\$ -	\$ -	\$ 10,000	\$ -	\$ 10,000
53687-CONNECT TRANSPORTATION	\$ 111,126	\$ 121,228	\$ 122,000	\$ 157,596	\$ 122,000
53700-EQUIPMENT RENTAL	\$ 5,407	\$ 3,935	\$ 5,000	\$ 3,666	\$ 5,000
53760-TRAVEL	\$ -	\$ 1,357	\$ 1,000	\$ 100	\$ 1,000
53780-PUBLICATIONS & LEGAL	\$ 8,552	\$ 591	\$ 3,000	\$ 2,611	\$ 3,000
53800-DUES & MEMBERSHIPS	\$ -	\$ -	\$ 1,500	\$ -	\$ 1,500
53860-WORKMEN'S COMPENSATION	\$ 314	\$ 512	\$ 512	\$ 632	\$ 512
53890-PLANNING COMMISSION	\$ -	\$ -	\$ 500	\$ -	\$ 500
53910-ZONING COMMISSION	\$ 508	\$ -	\$ 500	\$ 2,544	\$ 500
MATERIALS & SUPPLIES	\$ 1,662	\$ 909	\$ 3,550	\$ 349	\$ 3,550
52610-PHOTO, BLUEPRINTING SUP	\$ -	\$ -	\$ 200	\$ -	\$ 200
52660-OFFICE SUPPLIES	\$ 1,417	\$ 748	\$ 1,200	\$ 219	\$ 1,200
52780-MISC. MATERIALS & SUPPL	\$ 245	\$ 161	\$ 2,150	\$ 130	\$ 2,150
OTHER CHARGES	\$ -	\$ 30	\$ 1,100	\$ -	\$ 1,100
54220-MEDICAL FEES	\$ -	\$ 30	\$ 100	\$ -	\$ 100
54300-TRAINING & PERSONNEL	\$ -	\$ -	\$ 1,000	\$ -	\$ 1,000
CAPITAL OUTLAY	\$ -	\$ -	\$ 220,000	\$ -	\$ -
55030-OFFICE EQUIPMENT	\$ -	\$ -	\$ 170,000	\$ -	\$ -
55720-PROCUREMENT OF PROPERTY	\$ -	\$ -	\$ 50,000	\$ -	\$ -
Grand Total	\$ 559,045	\$ 555,161	\$ 1,223,828	\$ 938,784	\$ 1,321,902

ACTIVITY SUMMARY

FUND: GENERAL			
DEPARTMENT: INFORMATION TECHNOLOGY-105		ACTIVITY: GENERAL GOVERNMENT	
SERVICE STATEMENT			
<p>The Information Technology (Data Processing) department directs the maintenance and development of computer and communication services for the City. Over 60% of city personnel have data processing and communication needs, both software and hardware. The protection of the information to include the availability, confidentiality and integrity is the focus of the department's efforts. Orchestrating the conceptual direction of the City's electronic data processing and telecommunications needs, as required.</p>			
PERSONNEL SUMMARY	ACTUAL	ACTUAL	BUDGET
	FY 2022-23	FY 2023-24	FY 2024-25
Director	1	1	1
DP System Administrator	1	1	1
DP Systems Analyst	2	2	2
TOTAL	4	4	4

	FY24				
	FY22	FY23	AMENDED	FY24 YEAR END	FY25 PROPOSED
	ACTUAL	ACTUAL	BUDGET	PROJECTIONS	BUDGET
SALARIES & BENEFITS	\$ 341,679	\$ 387,315	\$ 435,936	\$ 420,242	\$ 438,280
CONTRACTUAL SERVICES	\$ 1,137,779	\$ 1,156,975	\$ 946,419	\$ 946,847	\$ 1,060,469
OTHER CHARGES	\$ 48,597	\$ 26,905	\$ 20,250	\$ 15,960	\$ 2,000
MATERIALS & SUPPLIES	\$ 3,666	\$ 7,988	\$ 11,000	\$ 11,050	\$ 500
CAPITAL OUTLAY	\$ 58,885	\$ 278,074	\$ 285,000	\$ 284,391	\$ 200,000
Grand Total	\$ 1,590,606	\$ 1,857,257	\$ 1,698,605	\$ 1,678,490	\$ 1,701,249

INFORMATION TECHNOLOGY - 101-105

	FY24				
	FY22 ACTUAL	FY23 ACTUAL	AMENDED BUDGET	FY24 YEAR END PROJECTIONS	FY25 PROPOSED BUDGET
SALARIES & BENEFITS	\$ 341,679	\$ 387,315	\$ 435,936	\$ 420,242	\$ 438,280
51010-SALARIES	\$ 238,512	\$ 276,581	\$ 315,299	\$ 303,779	\$ 315,299
51070-LIFE & DISABILITY	\$ 780	\$ 823	\$ 3,279	\$ 810	\$ 3,279
51080-RETIREMENT	\$ 41,032	\$ 47,746	\$ 57,706	\$ 55,219	\$ 57,706
51090-MEDICARE TAX	\$ 3,315	\$ 3,863	\$ 4,572	\$ 4,245	\$ 4,572
51110-GROUP HEALTH INSURANCE	\$ 51,535	\$ 51,687	\$ 48,000	\$ 49,169	\$ 50,344
51130-INCENTIVE PAY	\$ 6,505	\$ 6,616	\$ 7,080	\$ 7,020	\$ 7,080
CONTRACTUAL SERVICES	\$ 1,137,779	\$ 1,156,975	\$ 946,419	\$ 946,847	\$ 1,060,469
53260-PHONE/NETWORK	\$ 63,178	\$ 73,544	\$ 60,000	\$ 72,924	\$ 60,000
53300-MAINTENANCE-RADIO	\$ 4,000	\$ 2,297	\$ 5,000	\$ 6,500	\$ -
53340-MAINTENANCE - EQUIP. & TIRES	\$ 14,323	\$ 13,337	\$ 5,000	\$ 1,000	\$ -
53360-MAINTENANCE - OFFICE EQUIP	\$ 970,203	\$ 1,026,133	\$ 830,450	\$ 815,695	\$ 1,000,000
53540-MAINTENANCE - BUILDING	\$ 68,217	\$ 13,374	\$ 15,000	\$ 18,175	\$ -
53680-PROFESSIONAL FEES	\$ 210	\$ 19,930	\$ 20,000	\$ 19,998	\$ -
53700-EQUIPMENT RENTAL	\$ 5,007	\$ 7,627	\$ 5,000	\$ 6,420	\$ -
53705-EQUIPMENT LEASE FEES	\$ 12,295	\$ -	\$ -	\$ -	\$ -
53760-TRAVEL	\$ -	\$ 265	\$ 5,000	\$ 5,000	\$ -
53800-DUES & MEMBERSHIPS	\$ -	\$ -	\$ 500	\$ 500	\$ -
53860-WORKMEN'S COMPENSATION	\$ 347	\$ 469	\$ 469	\$ 636	\$ 469
OTHER CHARGES	\$ 48,597	\$ 26,905	\$ 20,250	\$ 15,960	\$ 2,000
54220-MEDICAL FEES	\$ 30	\$ 30	\$ 250	\$ 39	\$ -
54300-TRAINING & PERSONNEL	\$ 14,841	\$ 21,171	\$ 20,000	\$ 15,921	\$ 2,000
54560-LEASE PYMTS	\$ 33,726	\$ 5,703	\$ -	\$ -	\$ -
MATERIALS & SUPPLIES	\$ 3,666	\$ 7,988	\$ 11,000	\$ 11,050	\$ 500
52660-OFFICE SUPPLIES	\$ 241	\$ 383	\$ 3,000	\$ 3,900	\$ 500
52780-MISC. MATERIALS & SUPPL	\$ 3,425	\$ 7,605	\$ 8,000	\$ 7,150	\$ -
CAPITAL OUTLAY	\$ 58,885	\$ 278,074	\$ 285,000	\$ 284,391	\$ 200,000
55030-OFFICE EQUIPMENT	\$ -	\$ 265,764	\$ 105,000	\$ 104,391	\$ 100,000
55150-MISCELLANEOUS EQUIPMENT	\$ 58,885	\$ 12,310	\$ 180,000	\$ 180,000	\$ 100,000
Grand Total	\$ 1,590,606	\$ 1,857,257	\$ 1,698,605	\$ 1,678,490	\$ 1,701,249

ACTIVITY SUMMARY

FUND: GENERAL				
DEPARTMENT: POLICE		ACTIVITY: PUBLIC SAFETY		
SERVICE STATEMENT				
<p>The Chief of Police is appointed by the City Commission. The Police department and it's officers, and employees are under the charge, control and direction of the Chief of Police, subject to rules prescribed by the Civil Service Commission. The officers and employees of the Police department are charged with the duties of preserving the public peace, detecting and preventing crime, arresting offenders; protecting the rights of persons and property; preserving order at elections, public meetings and public places; preventing and removing of possible nuisances on and in all public streets, highways, alleys, waters and other places; the enforcement of the penal code of the state and the penal and other ordinances of the City, and of performing and discharging such other duties as are now or may hereafter be imposed upon them by the laws of the state or by ordinances of the City.</p>				
PERSONNEL SUMMARY		ACTUAL FY 2022-23	ACTUAL FY 2023-24	BUDGET FY 2024-25
Chief		1	1	1
Assistant Chief		1	1	1
Captain		3	3	3
Lieutenant		4	4	4
Sergeant		9	9	9
Corporal/Patrolman		84	84	84
Dispatcher		12	12	12
Jailer Supervisor		1	1	1
Jailer		7	7	7
Records Supervisor		1	1	1
Records Technician		3	3	3
Public Safety Technician		2	2	2
TOTAL		128	128	128

	FY22 ACTUAL	FY23 ACTUAL	FY24		
			AMENDED BUDGET	FY24 YEAR END PROJECTIONS	FY25 PROPOSED BUDGET
SALARIES & BENEFITS	\$ 12,980,740	\$ 14,751,368	\$ 15,081,951	\$ 14,748,436	\$ 15,245,443
CONTRACTUAL SERVICES	\$ 2,952,796	\$ 1,633,318	\$ 2,121,031	\$ 2,058,579	\$ 2,122,531
MATERIALS & SUPPLIES	\$ 460,929	\$ 338,962	\$ 423,494	\$ 343,253	\$ 433,292
OTHER CHARGES	\$ 292,789	\$ 206,575	\$ 268,117	\$ 182,719	\$ 337,900
CAPITAL OUTLAY	\$ -	\$ 107,965	\$ 57,000	\$ 74,099	\$ -
Grand Total	\$ 16,687,254	\$ 17,038,188	\$ 17,951,593	\$ 17,407,085	\$ 18,139,166

POLICE 101-201

OBJ-DESCRIPTION	FY22 ACTUAL	FY23 ACTUAL	FY24 AMENDED BUDGET	FY24 YEAR END PROJECTIONS	FY25 PROPOSED BUDGET FY25 PROPOSED
SALARIES & BENEFITS					
51010-SALARIES	\$ 8,134,050	\$ 9,357,648	\$ 9,988,433	\$ 9,414,743	\$ 10,088,433
51030-OVERTIME PAY	\$ 787,755	\$ 610,758	\$ 675,000	\$ 646,008	\$ 675,000
51031-R/T SECURITY OVRTME PAY	\$ 50,346	\$ 74,728	\$ 50,000	\$ 63,493	\$ 50,000
51040-LONGEVITY	\$ 54,434	\$ 53,879	\$ 53,000	\$ 49,166	\$ 53,000
51060-HOLIDAY PAY	\$ 286,337	\$ 362,354	\$ 400,000	\$ 399,183	\$ 400,000
51070-LIFE & DISABILITY	\$ 25,547	\$ 27,010	\$ 103,880	\$ 26,652	\$ 103,880
51080-RETIREMENT	\$ 1,699,365	\$ 1,890,945	\$ 1,833,306	\$ 1,970,625	\$ 1,833,306
51090-MEDICARE TAX	\$ 140,639	\$ 156,020	\$ 144,832	\$ 154,737	\$ 144,832
51110-GROUP HEALTH INSURANCE	\$ 1,424,244	\$ 1,507,558	\$ 1,300,000	\$ 1,450,513	\$ 1,363,492
51120-TERMINATION PAY	\$ 62,117	\$ 372,003	\$ 200,000	\$ 247,941	\$ 200,000
51130-INCENTIVE PAY	\$ 238,624	\$ 257,204	\$ 253,500	\$ 245,959	\$ 253,500
51140-EQUIPMENT ALLOWANCE	\$ 69,482	\$ 74,088	\$ 70,000	\$ 73,936	\$ 70,000
51170-COURT TIME	\$ 7,801	\$ 7,173	\$ 10,000	\$ 5,480	\$ 10,000
SALARIES & BENEFITS Total	\$ 12,980,740	\$ 14,751,368	\$ 15,081,951	\$ 14,748,436	\$ 15,245,443
CONTRACTUAL SERVICES					
53100-FOOD & JAIL SUPPLIES	\$ 44,127	\$ 36,430	\$ 40,000	\$ 29,070	\$ 40,000
53200-UTILITIES	\$ 165,623	\$ 176,826	\$ 150,000	\$ 128,567	\$ 150,000
53260-PHONE/NETWORK	\$ 334,398	\$ 344,531	\$ 475,297	\$ 682,194	\$ 475,297
53300-MAINTENANCE-RADIO	\$ 181,152	\$ 143,446	\$ 160,295	\$ 143,446	\$ 160,295
53340-MAINTENANCE - EQUIP. & TIRE	\$ 334,480	\$ 119,085	\$ 165,000	\$ 139,057	\$ 165,000
53360-MAINTENANCE - OFFICE EQUIP	\$ 59,195	\$ 31,205	\$ 62,000	\$ 60,531	\$ 62,000
53540-MAINTENANCE - BUILDING	\$ 306,921	\$ 114,298	\$ 150,000	\$ 146,801	\$ 150,000
53560-MAINTENANCE CONTRACTS	\$ 500	\$ -	\$ 500	\$ -	\$ 500
53600-POSTAGE	\$ 3,555	\$ 2,936	\$ 2,000	\$ 2,088	\$ 3,500
53680-PROFESSIONAL FEES	\$ 131,803	\$ 101,359	\$ 100,000	\$ 41,972	\$ 100,000
53700-EQUIPMENT RENTAL	\$ 435,007	\$ 448,178	\$ 698,910	\$ 558,156	\$ 698,910
53705-EQUIPMENT LEASE FEES	\$ 849,167	\$ -	\$ -	\$ -	\$ -
53760-TRAVEL	\$ 1,200	\$ -	\$ 1,250	\$ 236	\$ 1,250
53780-PUBLICATIONS & LEGAL	\$ 846	\$ 561	\$ 1,000	\$ 402	\$ 1,000
53800-DUES & MEMBERSHIPS	\$ 1,658	\$ 1,685	\$ 2,000	\$ 590	\$ 2,000
53860-WORKMEN'S COMPENSATION	\$ 103,166	\$ 112,779	\$ 112,779	\$ 125,470	\$ 112,779
CONTRACTUAL SERVICES Total	\$ 2,952,796	\$ 1,633,318	\$ 2,121,031	\$ 2,058,579	\$ 2,122,531

OBJ-DESCRIPTION	FY22 ACTUAL	FY23 ACTUAL	FY24 AMENDED BUDGET	FY24 YEAR END PROJECTIONS	FY25 PROPOSED BUDGET
MATERIALS & SUPPLIES					FY25 PROPOSED
52060-CLOTHING & UNIFORMS	\$ 314,810	\$ 143,318	\$ 125,000	\$ 93,100	\$ 115,000
52240-GASOLINE & OIL	\$ 10,508	\$ 62,639	\$ 105,000	\$ 91,454	\$ 115,000
52600-ID PHOTO SUPPLIES	\$ 9,794	\$ 15,036	\$ 15,419	\$ 15,928	\$ 25,000
52620-CRIMINAL INVESTIGATIONS	\$ 34,368	\$ 40,252	\$ 68,075	\$ 59,144	\$ 58,292
52660-OFFICE SUPPLIES	\$ 33,862	\$ 32,692	\$ 35,000	\$ 29,542	\$ 35,000
52680-JANITORIAL SUPPLIES	\$ 7,987	\$ 7,712	\$ 10,000	\$ 8,775	\$ 10,000
52780-MISC. MATERIALS & SUPPL	\$ 49,600	\$ 37,313	\$ 65,000	\$ 45,309	\$ 65,000
MATERIALS & SUPPLIES Total	\$ 460,929	\$ 338,962	\$ 423,494	\$ 343,253	\$ 433,292
OTHER CHARGES					
54220-MEDICAL FEES	\$ 20,599	\$ 24,095	\$ 30,000	\$ 15,039	\$ 30,000
54300-TRAINING & PERSONNEL	\$ 77,748	\$ 86,100	\$ 121,200	\$ 86,819	\$ 151,200
54350-AMMUNITION	\$ 18,094	\$ 13,073	\$ 20,000	\$ 19,600	\$ 20,000
54530-K-9'S	\$ 22,798	\$ 14,289	\$ 10,217	\$ 10,217	\$ 45,000
54540-CRIME PREVENTION	\$ 19,573	\$ 8,827	\$ 16,700	\$ 13,448	\$ 16,700
54541-SWAT	\$ 133,976	\$ 60,190	\$ 70,000	\$ 37,597	\$ 75,000
OTHER CHARGES Total	\$ 292,789	\$ 206,575	\$ 268,117	\$ 182,719	\$ 337,900
CAPITAL OUTLAY					
55010-LAND & BUILDING IMPROVEME	\$ -	\$ -	\$ 27,000	\$ 35,100	\$ -
55150-MISCELLANEOUS EQUIPMENT	\$ -	\$ 107,965	\$ 30,000	\$ 38,999	\$ -
CAPITAL OUTLAY Total	\$ -	\$ 107,965	\$ 57,000	\$ 74,099	\$ -
Grand Total	\$ 16,687,254	\$ 17,038,188	\$ 17,951,593	\$ 17,407,085	\$ 18,139,166

ACTIVITY SUMMARY

FUND: GENERAL			
DEPARTMENT: FIRE		ACTIVITY: PUBLIC SAFETY	
SERVICE STATEMENT			
The Texas City Fire department is charged with increasing survivability of life and property within the physical boundaries of the City of Texas City threatened by the hostile environments, circumstances, and provides quality healthcare services, and events inherently addressed by the Fire and Emergency Medical Service (EMS).			
PERSONNEL SUMMARY			
	ACTUAL	ACTUAL	BUDGET
	FY 2022-23	FY 2023-24	FY 2024-25
Chief	1	1	1
Assistant Fire Chief	1	1	1
Administrative Assistant	1	1	1
Administrative Secretary	1	1	1
Administration Clerk	1	1	1
Battalion Chief	3	3	3
Captain	10	11	11
Driver/Engineer	19	19	19
Firefighter	59	59	59
Fire Inspector	1	1	1
Code Enforcement Officer	1	1	1
TOTAL	98	99	99

	FY22		FY23		FY24		FY25 PROPOSED
	ACTUAL	ACTUAL	AMENDED BUDGET	FY24 YEAR END PROJECTIONS	BUDGET		BUDGET
SALARIES & BENEFITS	\$ 9,322,707	\$ 9,736,313	\$ 11,104,178	\$ 11,648,939	\$ 11,594,959		
CONTRACTUAL SERVICES	\$ 1,318,135	\$ 2,482,124	\$ 1,297,465	\$ 1,218,352	\$ 1,318,465		
MATERIALS & SUPPLIES	\$ 114,994	\$ 465,174	\$ 502,500	\$ 446,712	\$ 564,500		
OTHER CHARGES	\$ 165,567	\$ 167,835	\$ 245,000	\$ 191,782	\$ 245,000		
CAPITAL OUTLAY	\$ 253,739	\$ -	\$ 165,000	\$ 159,384	\$ -		
Grand Total	\$ 11,175,141	\$ 12,851,446	\$ 13,314,143	\$ 13,665,169	\$ 13,722,924		

FIRE 101-202

OBJ-DESCRIPTION	FY22 ACTUAL	FY23 ACTUAL	FY24 AMENDED BUDGET	FY24 YEAR END PROJECTIONS	FY25 PROPOSED BUDGET
SALARIES & BENEFITS					
51010-SALARIES	\$ 5,749,260	\$ 6,266,369	\$ 7,396,178	\$ 7,284,855	\$ 7,536,178
51030-OVERTIME PAY	\$ 294,684	\$ 266,334	\$ 190,000	\$ 694,031	\$ 500,000
51040-LONGEVITY	\$ 31,928	\$ 31,055	\$ 32,000	\$ 33,244	\$ 32,000
51060-HOLIDAY PAY	\$ 33,353	\$ 30,477	\$ 36,000	\$ 40,527	\$ 36,000
51070-LIFE & DISABILITY	\$ 8,845	\$ 9,187	\$ 8,000	\$ 11,087	\$ 8,000
51080-RETIREMENT	\$ 1,243,911	\$ 1,341,017	\$ 1,700,000	\$ 1,609,666	\$ 1,700,000
51090-MEDICARE TAX	\$ 95,321	\$ 100,654	\$ 82,000	\$ 120,982	\$ 82,000
51110-GROUP HEALTH INSURANCE	\$ 1,047,579	\$ 1,001,574	\$ 835,000	\$ 1,144,185	\$ 875,781
51120-TERMINATION PAY	\$ 271,202	\$ 154,167	\$ 175,000	\$ 157,723	\$ 175,000
51130-INCENTIVE PAY	\$ 541,159	\$ 531,714	\$ 570,000	\$ 548,120	\$ 570,000
51150-UPGRADE PAY	\$ 5,465	\$ 3,765	\$ 80,000	\$ 4,520	\$ 80,000
SALARIES & BENEFITS Total	\$ 9,322,707	\$ 9,736,313	\$ 11,104,178	\$ 11,648,939	\$ 11,594,959
MATERIALS & SUPPLIES					
52060-CLOTHING & UNIFORMS	\$ 67,111	\$ 210,980	\$ 190,000	\$ 136,888	\$ 190,000
52240-GASOLINE & OIL	\$ 9,231	\$ 3,306	\$ 20,000	\$ 23,834	\$ 20,000
52300-MEDICAL SUPPLIES	\$ (16,051)	\$ 190,959	\$ 225,000	\$ 218,172	\$ 275,000
52540-SUPPLIES - FOOD, MISC.	\$ 2,351	\$ 1,466	\$ 5,000	\$ 2,703	\$ 5,000
52640-FIRE PREVENTION MATERIALS	\$ 12,351	\$ 7,282	\$ 7,000	\$ 9,301	\$ 10,000
52660-OFFICE SUPPLIES	\$ 14,143	\$ 18,664	\$ 22,000	\$ 14,045	\$ 22,000
52680-JANITORIAL SUPPLIES	\$ 19,619	\$ 23,288	\$ 26,000	\$ 33,188	\$ 35,000
52780-MISC. MATERIALS & SUPPL	\$ 3,729	\$ 6,682	\$ 5,000	\$ 5,961	\$ 5,000
52810-SMALL TOOLS	\$ 2,509	\$ 2,546	\$ 2,500	\$ 2,620	\$ 2,500
MATERIALS & SUPPLIES Total	\$ 114,994	\$ 465,174	\$ 502,500	\$ 446,712	\$ 564,500

FIRE 101-202

OBJ-DESCRIPTION	FY22 ACTUAL	FY23 ACTUAL	FY24 AMENDED BUDGET	FY24 YEAR END PROJECTIONS	FY25 PROPOSED BUDGET
CONTRACTUAL SERVICES					
53200-UTILITIES	\$ 83,683	\$ 97,324	\$ 120,000	\$ 92,579	\$ 120,000
53260-PHONE/NETWORK	\$ 69,131	\$ 84,471	\$ 95,000	\$ 86,649	\$ 95,000
53300-MAINTENANCE-RADIO	\$ 2,422	\$ 1,694	\$ 1,000	\$ 1,175	\$ 1,000
53340-MAINTENANCE - EQUIP. & TIRE	\$ 292,072	\$ 1,548,138	\$ 320,000	\$ 333,434	\$ 320,000
53360-MAINTENANCE - OFFICE EQUIP	\$ 1,200	\$ 87,924	\$ 10,250	\$ 226	\$ 1,250
53540-MAINTENANCE - BUILDING	\$ 91,129	\$ 167,738	\$ 170,000	\$ 184,960	\$ 200,000
53560-MAINTENANCE CONTRACTS	\$ 76,209	\$ 152,008	\$ 200,000	\$ 173,973	\$ 200,000
53600-POSTAGE	\$ 8,720	\$ 11,672	\$ 10,000	\$ 11,924	\$ 10,000
53680-PROFESSIONAL FEES	\$ 217,768	\$ 222,416	\$ 260,000	\$ 225,898	\$ 260,000
53700-EQUIPMENT RENTAL	\$ 6,506	\$ 7,691	\$ 6,000	\$ 6,528	\$ 6,000
53705-EQUIPMENT LEASE FEES	\$ 400,000	\$ -	\$ -	\$ -	\$ -
53780-PUBLICATIONS & LEGAL	\$ 520	\$ 2,133	\$ 3,000	\$ 901	\$ 3,000
53800-DUES & MEMBERSHIPS	\$ 2,895	\$ 700	\$ 4,000	\$ 2,503	\$ 4,000
53860-WORKMEN'S COMPENSATION	\$ 65,878	\$ 98,215	\$ 98,215	\$ 97,603	\$ 98,215
CONTRACTUAL SERVICES Total	\$ 1,318,135	\$ 2,482,124	\$ 1,297,465	\$ 1,218,352	\$ 1,318,465
OTHER CHARGES					
54000-EMPL EXPENSE DEFAULT	\$ -	\$ -	\$ -	\$ -	\$ 120,000
54220-MEDICAL FEES	\$ 74,617	\$ 101,016	\$ 120,000	\$ 114,934	\$ 125,000
54300-TRAINING & PERSONNEL	\$ 90,950	\$ 66,819	\$ 125,000	\$ 76,848	\$ -
OTHER CHARGES Total	\$ 165,567	\$ 167,835	\$ 245,000	\$ 191,782	\$ 245,000
CAPITAL OUTLAY					
55020-OPERATING EQUIP. & VEHICLE	\$ 197,428	\$ -	\$ -	\$ -	\$ -
55150-MISCELLANEOUS EQUIPMENT	\$ 56,311	\$ -	\$ 165,000	\$ 159,384	\$ -
CAPITAL OUTLAY Total	\$ 253,739	\$ -	\$ 165,000	\$ 159,384	\$ -
Grand Total	\$ 11,175,141	\$ 12,851,446	\$ 13,314,143	\$ 13,665,169	\$ 13,722,924

ACTIVITY SUMMARY

FUND: GENERAL			
DEPARTMENT: INSPECTION		ACTIVITY: PUBLIC SAFETY	
PROGRAM DESCRIPTION			
<p>The primary mission of the Inspection department is to provide building inspection service for development to the public in a timely manner. This service is provided with consistency, fairness, equity, and sensitivity to quality customer care. Provide technical assistance that will disseminate development and/or code information to the general public and the building industry. This information is in the context of the public health, safety and the general welfare of the citizens of Texas City as prescribed by local, state and federal provisions. Initiation of proper administrative procedures for various requests and building code violations.</p>			
PERSONNEL SUMMARY		ACTUAL	ACTUAL
		FY 2022-23	FY 2023-24
			BUDGET
			FY 2024-25
Building Official/Planning Coordinator		1	1
Deputy Building Official		1	1
Residential Plans Examiner		1	1
Combination Inspector		4	4
Permit Technician		3	3
TOTAL		10	10
		10	10

	FY22	FY23	FY24 AMENDED	FY24 YEAR END	FY25 PROPOSED
	ACTUAL	ACTUAL	BUDGET	PROJECTIONS	BUDGET
SALARIES & BENEFITS	\$ 700,475	\$ 598,320	\$ 711,870	\$ 730,403	\$ 822,360
CONTRACTUAL SERVICES	\$ 120,788	\$ 124,904	\$ 127,656	\$ 135,164	\$ 132,856
OTHER CHARGES	\$ 5,978	\$ 2,120	\$ 12,100	\$ 10,038	\$ 12,100
MATERIALS & SUPPLIES	\$ 25,386	\$ 9,492	\$ 24,800	\$ 22,022	\$ 25,400
CAPITAL OUTLAY	\$ -	\$ -	\$ 75,000	\$ -	\$ -
	\$ 852,627	\$ 734,836	\$ 951,426	\$ 897,626	\$ 992,716

INSPECTIONS 101-203

OBJ-DESCRIPTION	FY22 ACTUAL	FY23 ACTUAL	FY24 AMENDED BUDGET	FY24 YEAR END PROJECTIONS	FY25 PROPOSED BUDGET
SALARIES & BENEFITS					
51010-SALARIES	\$ 507,498	\$ 450,194	\$ 518,936	\$ 540,752	\$ 665,985
51030-OVERTIME PAY	\$ 4,454	\$ 2,160	\$ 15,000	\$ 1,308	\$ 15,000
51070-LIFE & DISABILITY	\$ 1,567	\$ 1,175	\$ 5,397	\$ 1,385	\$ 16,935
51080-RETIREMENT	\$ 86,176	\$ 76,589	\$ 93,212	\$ 96,904	\$ 6,093
51090-MEDICARE TAX	\$ 7,250	\$ 6,474	\$ 7,525	\$ 7,750	\$ 105,236
51110-GROUP HEALTH INSURANCE	\$ 90,920	\$ 59,862	\$ 70,000	\$ 78,854	\$ 8,911
51130-INCENTIVE PAY	\$ 2,610	\$ 1,865	\$ 1,800	\$ 3,450	\$ 4,200
SALARIES & BENEFITS Total	\$ 700,475	\$ 598,320	\$ 711,870	\$ 730,403	\$ 822,360
CONTRACTUAL SERVICES					
53200-UTILITIES	\$ 13,824	\$ 11,232	\$ 9,435	\$ 10,507	\$ 9,435
53260-PHONE/NETWORK	\$ 22,380	\$ 31,991	\$ 40,000	\$ 23,294	\$ 20,000
53300-MAINTENANCE-RADIO	\$ -	\$ -	\$ -	\$ -	\$ -
53340-MAINTENANCE - EQUIP. & TIRES	\$ 2,519	\$ 5,291	\$ 10,600	\$ 5,575	\$ 10,600
53360-MAINTENANCE - OFFICE EQUIP	\$ -	\$ -	\$ 500	\$ -	\$ 500
53540-MAINTENANCE - BUILDING	\$ 3,499	\$ 7,523	\$ -	\$ -	\$ -
53600-POSTAGE	\$ 24	\$ 16	\$ 100	\$ -	\$ 100
53680-PROFESSIONAL FEES	\$ 53,984	\$ 62,424	\$ 59,000	\$ 88,562	\$ 82,000
53686-TEMPORARY PERSONNEL FEE	\$ -	\$ -	\$ -	\$ -	\$ -
53700-EQUIPMENT RENTAL	\$ 766	\$ 3,465	\$ 3,100	\$ 3,666	\$ 4,000
53705-EQUIPMENT LEASE FEES	\$ 23,000	\$ -	\$ -	\$ -	\$ -
53760-TRAVEL	\$ 18	\$ 282	\$ 2,000	\$ 75	\$ 2,000
53780-PUBLICATIONS & LEGAL	\$ -	\$ 1,203	\$ 1,400	\$ 2,438	\$ 2,700
53800-DUES & MEMBERSHIPS	\$ 145	\$ 557	\$ 600	\$ -	\$ 600
53860-WORKMEN'S COMPENSATION	\$ 631	\$ 921	\$ 921	\$ 1,047	\$ 921
CONTRACTUAL SERVICES Total	\$ 120,788	\$ 124,904	\$ 127,656	\$ 135,164	\$ 132,856
MATERIALS & SUPPLIES					
52060-CLOTHING & UNIFORMS	\$ 1,221	\$ 945	\$ 1,750	\$ 1,294	\$ 1,750
52240-GASOLINE & OIL	\$ 17,719	\$ (1,689)	\$ 12,250	\$ 11,383	\$ 12,250
52660-OFFICE SUPPLIES	\$ 4,958	\$ 7,153	\$ 6,400	\$ 6,790	\$ 7,000
52680-JANITORIAL SUPPLIES	\$ -	\$ -	\$ 900	\$ -	\$ 900
52780-MISC. MATERIALS & SUPPL	\$ 1,488	\$ 3,083	\$ 3,500	\$ 2,556	\$ 3,500
MATERIALS & SUPPLIES Total	\$ 25,386	\$ 9,492	\$ 24,800	\$ 22,022	\$ 25,400
OTHER CHARGES					
54220-MEDICAL FEES	\$ 280	\$ 670	\$ 100	\$ 78	\$ 100
54300-TRAINING & PERSONNEL	\$ 5,698	\$ 1,450	\$ 12,000	\$ 9,960	\$ 12,000
OTHER CHARGES Total	\$ 5,978	\$ 2,120	\$ 12,100	\$ 10,038	\$ 12,100
CAPITAL OUTLAY					
55150-MISCELLANEOUS EQUIPMENT	\$ -	\$ -	\$ 75,000	\$ -	\$ -
CAPITAL OUTLAY Total	\$ -	\$ -	\$ 75,000	\$ -	\$ -
Grand Total	\$ 852,627	\$ 734,836	\$ 951,426	\$ 897,626	\$ 992,716

ACTIVITY SUMMARY

FUND: GENERAL				
DEPARTMENT: MUNICIPAL COURT		ACTIVITY: PUBLIC SAFETY		
SERVICE STATEMENT				
<p>The mission of the Municipal Court is to provide swift and impartial disposition of class "C" misdemeanor criminal matters, parking and traffic violations, punishable by fine only and not to exceed \$500.00 as well as city ordinance violations, punishable by fine only, not to exceed \$2000.00 arising within the corporate limits of Texas City under the ordinances PROPOSED by the City and the laws of the State of Texas.</p> <p>The Municipal Court activity includes monthly and quarterly reports to the City and the State on traffic, parking and class "C" criminal offenses. The court is also responsible for computer and manual record keeping of charges filed and disposed, accepting payment of fines; processing requests for defensive driving and dismissals of such upon the completion of the course, time extensions for payment of fines when necessary; sending out a variety of letters dealing with balances due on fines, failures to appear in court and non-completion of defensive driving; issuing warrants and Capias Pro Fine warrants; preparing complaints; trial dockets and arraignment dockets for formal court dates; preparing miscellaneous forms and notifying witnesses and/or attorneys for trial settings.</p>				
PERSONNEL SUMMARY		ACTUAL FY 2022-23	ACTUAL FY 2023-24	BUDGET FY 2024-25
Court Clerk		1	1	1
Senior Deputy Clerk		1	1	1
Deputy Clerk		5	5	5
City Marshal	*	1	1	1
Deputy City Marshal	*	2	3	3
TOTAL		10	11	11

* 75% of Marshal salaries paid from General Fund and 25% paid from Municipal Court Security Fund

	FY24				
	FY22 ACTUAL	FY23 ACTUAL	AMENDED BUDGET	FY24 YEAR END PROJECTIONS	FY25 PROPOSED BUDGET
SALARIES & BENEFITS	\$ 682,961	\$ 727,579	\$ 763,002	\$ 737,570	\$ 783,214
CONTRACTUAL SERVICES	\$ 357,870	\$ 361,616	\$ 366,275	\$ 287,466	\$ 366,275
MATERIALS & SUPPLIES	\$ 12,754	\$ 15,868	\$ 13,250	\$ 12,944	\$ 13,250
OTHER CHARGES	\$ 2,264	\$ 1,611	\$ 2,100	\$ 1,884	\$ 2,100
Grand Total	\$ 1,055,849	\$ 1,106,675	\$ 1,144,627	\$ 1,039,864	\$ 1,164,839

MUNICIPAL COURT 101-205

	FY22 ACTUAL	FY23 ACTUAL	FY24 AMENDED BUDGET	FY24 YEAR END PROJECTIONS	FY25 PROPOSED BUDGET
SALARIES & BENEFITS	\$ 682,961	\$ 727,579	\$ 763,002	\$ 737,570	\$ 783,214
51010-SALARIES	\$ 513,766	\$ 549,237	\$ 570,140	\$ 556,255	\$ 587,224
51030-OVERTIME PAY	\$ 2,230	\$ 2,344	\$ 1,000	\$ 2,084	\$ 1,000
51070-LIFE & DISABILITY	\$ 1,649	\$ 1,881	\$ 5,929	\$ 1,828	\$ 1,900
51080-RETIREMENT	\$ 87,454	\$ 94,323	\$ 103,666	\$ 100,719	\$ 103,665
51090-MEDICARE TAX	\$ 7,418	\$ 8,002	\$ 8,267	\$ 8,119	\$ 8,250
51110-GROUP HEALTH INSURANCE	\$ 64,129	\$ 63,819	\$ 65,000	\$ 59,566	\$ 68,175
51130-INCENTIVE PAY	\$ 6,315	\$ 7,973	\$ 9,000	\$ 9,000	\$ 9,000
CONTRACTUAL SERVICES	\$ 357,870	\$ 361,616	\$ 366,275	\$ 287,466	\$ 366,275
53340-MAINTENANCE - EQUIP. & TIRES	\$ -	\$ -	\$ 1,500	\$ -	\$ 1,500
53600-POSTAGE	\$ 7,815	\$ 8,449	\$ 8,000	\$ 5,729	\$ 8,000
53680-PROFESSIONAL FEES	\$ 227,349	\$ 275,724	\$ 261,100	\$ 220,111	\$ 261,100
53685-COURT PROSECUTOR FEES	\$ 82,490	\$ 75,933	\$ 93,700	\$ 59,715	\$ 93,700
53705-EQUIPMENT LEASE FEES	\$ 39,006	\$ -	\$ -	\$ -	\$ -
53800-DUES & MEMBERSHIPS	\$ 560	\$ 535	\$ 1,000	\$ 761	\$ 1,000
53860-WORKMEN'S COMPENSATION	\$ 650	\$ 975	\$ 975	\$ 1,150	\$ 975
OTHER CHARGES	\$ 2,264	\$ 1,611	\$ 2,100	\$ 1,884	\$ 2,100
54220-MEDICAL FEES	\$ 710	\$ 60	\$ 500	\$ 208	\$ 500
54300-TRAINING & PERSONNEL	\$ 1,554	\$ 1,551	\$ 1,600	\$ 1,676	\$ 1,600
MATERIALS & SUPPLIES	\$ 12,754	\$ 15,868	\$ 13,250	\$ 12,944	\$ 13,250
52660-OFFICE SUPPLIES	\$ 10,632	\$ 13,671	\$ 10,500	\$ 11,902	\$ 10,500
52760-COMPUTER SUPPLIES	\$ 38	\$ 645	\$ 750	\$ 843	\$ 750
52780-MISC. MATERIALS & SUPPL	\$ 2,084	\$ 1,553	\$ 2,000	\$ 199	\$ 2,000
Grand Total	\$ 1,055,849	\$ 1,106,675	\$ 1,144,627	\$ 1,039,864	\$ 1,164,839

ACTIVITY SUMMARY

FUND: GENERAL			
DEPARTMENT: EMERGENCY MANAGEMENT		ACTIVITY: PUBLIC SAFETY	
SERVICE STATEMENT			
<p>The office of Emergency Management & Safety is under the direction of the Mayor. This office coordinates, designs, writes, and implements emergency management plans and procedures for the City and coordinates such emergency planning with various State and local agencies. This office also coordinates and implements City wide safety programs to include: safety training, accident reporting analysis, accident reporting database maintenance, lost work day accident program, and safety awards programs.</p>			
PERSONNEL SUMMARY		ACTUAL FY 2022-23	ACTUAL FY 2023-24
Emergency Manager & Special Projects Coordinator		1	1
Assistant Emergency Manager		1	1
TOTAL		2	2
BUDGET FY 2024-25			
			1
			1
			2

	FY22 ACTUAL	FY23 ACTUAL	FY24 AMENDED BUDGET	FY24 YEAR END PROJECTIONS	FY25 PROPOSED BUDGET
SALARIES & BENEFITS	\$ 207,454	\$ 310,233	\$ 336,682	\$ 263,909	\$ 338,391
OTHER CHARGES	\$ 108,511	\$ 127,725	\$ 289,575	\$ 257,198	\$ 131,575
MATERIALS & SUPPLIES	\$ 762	\$ 46	\$ 2,000	\$ -	\$ 2,000
CONTRACTUAL SERVICES	\$ 147,894	\$ 37,217	\$ 71,408	\$ 55,971	\$ 67,408
Grand Total	\$ 464,621	\$ 475,221	\$ 699,665	\$ 577,077	\$ 539,374

EMERGENCY MANAGEMENT 101-206

	FY22 ACTUAL	FY23 ACTUAL	FY24 AMENDED BUDGET	FY24 YEAR END PROJECTIONS	FY25 PROPOSED BUDGET
SALARIES & BENEFITS	\$ 207,454	\$ 310,233	\$ 336,682	\$ 263,909	\$ 338,391
51010-SALARIES	\$ 168,133	\$ 238,195	\$ 250,000	\$ 202,249	\$ 250,000
51070-LIFE & DISABILITY	\$ 217	\$ 408	\$ 2,600	\$ 480	\$ 2,600
51080-RETIREMENT	\$ 19,399	\$ 40,257	\$ 44,857	\$ 36,040	\$ 44,857
51090-MEDICARE TAX	\$ 2,349	\$ 3,314	\$ 3,625	\$ 2,833	\$ 3,625
51110-GROUP HEALTH INSURANCE	\$ 16,944	\$ 27,458	\$ 35,000	\$ 21,676	\$ 36,709
51120-TERMINATION PAY	\$ -	\$ -	\$ -	\$ -	\$ -
51130-INCENTIVE PAY	\$ 413	\$ 600	\$ 600	\$ 630	\$ 600
OTHER CHARGES	\$ 108,511	\$ 127,725	\$ 289,575	\$ 257,198	\$ 131,575
54150-EMERGENCY MANAGEMENT	\$ 107,003	\$ 125,679	\$ 286,375	\$ 256,464	\$ 128,375
54220-MEDICAL FEES	\$ 102	\$ -	\$ 200	\$ 332	\$ 200
54300-TRAINING & PERSONNEL	\$ 1,405	\$ 2,046	\$ 3,000	\$ 402	\$ 3,000
MATERIALS & SUPPLIES	\$ 762	\$ 46	\$ 2,000	\$ -	\$ 2,000
52660-OFFICE SUPPLIES	\$ 93	\$ 46	\$ 2,000	\$ -	\$ 2,000
52780-MISC. MATERIALS & SUPPL	\$ 669	\$ -	\$ -	\$ -	\$ -
CONTRACTUAL SERVICES	\$ 147,894	\$ 37,217	\$ 71,408	\$ 55,971	\$ 67,408
53260-PHONE/NETWORK	\$ 31,874	\$ 32,041	\$ 50,000	\$ 52,250	\$ 50,000
53340-MAINTENANCE - EQUIP. & TIR	\$ -	\$ -	\$ 4,000	\$ -	\$ -
53360-MAINTENANCE - OFFICE EQU	\$ 2,058	\$ -	\$ -	\$ -	\$ -
53680-PROFESSIONAL FEES	\$ 22,625	\$ 1,704	\$ 10,000	\$ -	\$ 10,000
53700-EQUIPMENT RENTAL	\$ 2,982	\$ 3,064	\$ 4,000	\$ 3,135	\$ 4,000
53705-EQUIPMENT LEASE FEES	\$ 86,222	\$ -	\$ -	\$ -	\$ -
53760-TRAVEL	\$ -	\$ -	\$ 2,000	\$ 82	\$ 2,000
53780-PUBLICATIONS & LEGAL	\$ 1,734	\$ -	\$ 1,000	\$ -	\$ 1,000
53860-WORKMEN'S COMPENSATION	\$ 399	\$ 408	\$ 408	\$ 504	\$ 408
Grand Total	\$ 464,621	\$ 475,221	\$ 699,665	\$ 577,077	\$ 539,374

ACTIVITY SUMMARY

FUND: GENERAL			
DEPARTMENT: STREET & BRIDGE		ACTIVITY: PUBLIC WORKS	
SERVICE STATEMENT			
The Street & Bridge department directs the City's major infrastructure development and maintenance programs for all streets, alleys, bridges, sidewalks, public parking and drainage facilities on public property or easements. This department is also responsible for maintenance of City owned facilities and equipment and vehicles necessary to accomplish those tasks.			
PERSONNEL SUMMARY	ACTUAL FY 2022-23	ACTUAL FY 2023-24	BUDGET FY 2024-25
Director	1	1	1
Construction Services Superintendent	1	1	1
Storm Water Manager	1	1	1
Fleet Maintenance Superintendent	1	1	1
Parts Manager	1	1	1
Street & Bridge Supervisor	1	1	1
Engineering Technician	1	1	1
Secretary	1	1	1
Project Administrator	1	1	1
Asst. Project Administrator	1	1	1
G.I.S. Specialist	1	1	1
G.I.S. Tech (Summer)	2	2	2
Purchasing Clerk	1	1	1
Building & Maintenance Crewleader	2	2	2
Maintenance Electrician	1	1	1
Heavy Equipment Operator	8	8	8
Mechanic/Welder/Paint & Body	4	4	4
Tireman	1	1	1
Project Inspector	1	1	1
Utilityman I or II	2	2	2
Combination Unit Operator	1	1	1
Tractor Trailer Driver	1	1	1
Truck Driver	7	7	7
Laborer II	1	1	1
Survey Assistant/Laborer	1	1	1
Laborer	21	21	21
Laborer/Porter-Shop	2	2	2
Herbicide Spray Technician	1	1	1
Service Technician Mechanic I	1	1	1
Traffic Utilityman I	1	1	1
Traffic Utilityman II	1	1	1
PD Fleet Maintenance Superintendent	1	1	1
PD Fleet Lead Mechanic	1	1	1
Shop Crewleader	1	1	1
TOTAL	74	74	74

PUBLIC WORKS – STREET & BRIDGE 101-301

	FY22		FY23		FY24		FY25 PROPOSED	
	ACTUAL		ACTUAL		AMENDED BUDGET	FY24 YEAR END PROJECTIONS		BUDGET
SALARIES & BENEFITS	\$ 5,716,145	\$	5,608,983	\$	5,928,477	\$ 5,884,202	\$	6,108,349
OTHER CHARGES	\$ 6,680	\$	13,410	\$	19,935	\$ 18,439	\$	19,000
MATERIALS & SUPPLIES	\$ 1,638,983	\$	1,423,918	\$	2,385,065	\$ 2,079,497	\$	2,422,000
CONTRACTUAL SERVICES	\$ 1,623,001	\$	1,263,760	\$	1,582,982	\$ 1,543,367	\$	1,571,982
CAPITAL OUTLAY	\$ 132,536	\$	-	\$	-	\$ -	\$	-
Grand Total	\$ 9,117,345	\$	8,310,071	\$	9,916,459	\$ 9,525,505	\$	10,121,331

PUBLIC WORKS – STREET & BRIDGE 101-301

	FY22 ACTUAL	FY23 ACTUAL	FY24 AMENDED BUDGET	FY24 YEAR END PROJECTIONS	FY25 PROPOSED BUDGET
SALARIES & BENEFITS	\$ 5,716,145	\$ 5,608,983	\$ 5,928,477	\$ 5,884,202	\$ 6,108,349
51010-SALARIES	\$ 3,939,805	\$ 3,903,204	\$ 4,139,194	\$ 4,058,572	\$ 4,279,994
51030-OVERTIME PAY	\$ 54,738	\$ 52,631	\$ 45,000	\$ 49,241	\$ 45,000
51040-LONGEVITY	\$ 37,497	\$ 33,071	\$ 33,900	\$ 34,082	\$ 33,900
51070-LIFE & DISABILITY	\$ 13,148	\$ 13,176	\$ 43,048	\$ 13,297	\$ 43,048
51080-RETIREMENT	\$ 688,097	\$ 680,480	\$ 744,317	\$ 755,058	\$ 744,317
51090-MEDICARE TAX	\$ 56,358	\$ 55,316	\$ 60,018	\$ 58,321	\$ 60,018
51110-GROUP HEALTH INSURANCE	\$ 841,792	\$ 819,061	\$ 800,000	\$ 804,492	\$ 839,072
51120-TERMINATION PAY	\$ 47,963	\$ 11,196	\$ 30,000	\$ 73,382	\$ 30,000
51130-INCENTIVE PAY	\$ 20,090	\$ 17,980	\$ 19,000	\$ 17,276	\$ 19,000
51150-UPGRADE PAY	\$ 16,658	\$ 22,869	\$ 14,000	\$ 20,480	\$ 14,000
MATERIALS & SUPPLIES	\$ 1,638,983	\$ 1,423,918	\$ 2,385,065	\$ 2,079,497	\$ 2,422,000
52060-CLOTHING & UNIFORMS	\$ 6,094	\$ 10,282	\$ 7,000	\$ 27,499	\$ 7,000
52080-CEMENT & LIME	\$ 9,845	\$ 2,234	\$ 13,000	\$ 7,071	\$ 13,000
52090-SEAL COAT ROCK	\$ 47,660	\$ 17,753	\$ 75,000	\$ 40,048	\$ 75,000
52100-ASPHALT	\$ 184,657	\$ 184,777	\$ 450,000	\$ 416,936	\$ 450,000
52110-LIQUID ASPHALT	\$ 54,542	\$ 48,469	\$ 190,000	\$ 97,476	\$ 190,000
52140-LIMESTONE	\$ 283,451	\$ 159,991	\$ 250,000	\$ 211,280	\$ 250,000
52150-DRAINAGE MATERIALS	\$ 13,322	\$ 65,623	\$ 110,000	\$ 146,832	\$ 110,000
52160-LIMESTONE & SAND	\$ 188	\$ -	\$ 15,000	\$ 2,639	\$ 15,000
52170-REINFORCED CONCRETE	\$ 202,207	\$ 109,339	\$ 200,000	\$ 148,950	\$ 200,000
52240-GASOLINE & OIL	\$ 657,911	\$ 619,879	\$ 750,000	\$ 753,861	\$ 775,000
52480-TRAFFIC MATERIALS/SIGNS	\$ 73,573	\$ 112,613	\$ 139,000	\$ 85,903	\$ 150,000
52500-MATERIALS - SIGNALS	\$ 32,327	\$ 37,515	\$ 99,065	\$ 70,863	\$ 100,000
52520-PAINT & STRIPING MATERI	\$ 3,724	\$ 2,614	\$ 12,000	\$ 2,522	\$ 12,000
52660-OFFICE SUPPLIES	\$ 5,768	\$ 4,525	\$ 8,000	\$ 8,936	\$ 8,000
52680-JANITORIAL SUPPLIES	\$ 14,423	\$ 13,722	\$ 16,000	\$ 9,585	\$ 16,000
52780-MISC. MATERIALS & SUPPL	\$ 29,594	\$ 21,082	\$ 28,000	\$ 28,154	\$ 28,000
52810-SMALL TOOLS	\$ 19,696	\$ 13,499	\$ 23,000	\$ 20,941	\$ 23,000
CONTRACTUAL SERVICES	\$ 1,623,001	\$ 1,263,760	\$ 1,582,982	\$ 1,543,367	\$ 1,571,982

PUBLIC WORKS – STREET & BRIDGE 101-301

	FY22 ACTUAL	FY23 ACTUAL	FY24 AMENDED BUDGET	FY24 YEAR END PROJECTIONS	FY25 PROPOSED BUDGET
53200-UTILITIES	\$ 565,103	\$ 599,378	\$ 575,000	\$ 616,833	\$ 575,000
53240-STREET STRIPING	\$ 33,351	\$ 70,541	\$ 86,000	\$ 111,777	\$ 75,000
53260-PHONE/NETWORK	\$ 70,555	\$ 50,383	\$ 100,000	\$ 96,266	\$ 100,000
53340-MAINTENANCE - EQUIP. & TIRES	\$ 384,430	\$ 291,062	\$ 400,000	\$ 463,094	\$ 400,000
53360-MAINTENANCE - OFFICE EQUIP	\$ 9,388	\$ 9,244	\$ 15,000	\$ 2,758	\$ 15,000
53390-TRAFFIC SIGNAL REPAIR	\$ -	\$ 12,088	\$ 100,000	\$ 26,289	\$ 100,000
53490-WEED CONTROL	\$ 19,349	\$ 16,904	\$ 23,000	\$ 17,201	\$ 23,000
53540-MAINTENANCE - BUILDING	\$ 48,737	\$ 70,667	\$ 100,000	\$ 76,179	\$ 100,000
53600-POSTAGE	\$ 381	\$ 606	\$ 200	\$ 376	\$ 200
53680-PROFESSIONAL FEES	\$ 40,654	\$ 64,354	\$ 100,000	\$ 31,578	\$ 100,000
53700-EQUIPMENT RENTAL	\$ 8,599	\$ 12,338	\$ 15,000	\$ 14,325	\$ 15,000
53705-EQUIPMENT LEASE FEES	\$ 387,822	\$ -	\$ -	\$ -	\$ -
53780-PUBLICATIONS & LEGAL	\$ 2,908	\$ 4,597	\$ 7,000	\$ 4,026	\$ 7,000
53800-DUES & MEMBERSHIPS	\$ 100	\$ 316	\$ 500	\$ 26	\$ 500
53860-WORKMEN'S COMPENSATION	\$ 51,623	\$ 61,282	\$ 61,282	\$ 82,638	\$ 61,282
OTHER CHARGES	\$ 6,680	\$ 13,410	\$ 19,935	\$ 18,439	\$ 19,000
54220-MEDICAL FEES	\$ 4,611	\$ 2,200	\$ 4,000	\$ 2,522	\$ 4,000
54300-TRAINING & PERSONNEL	\$ 2,070	\$ 11,210	\$ 15,935	\$ 15,917	\$ 15,000
Grand Total	\$ 8,984,809	\$ 8,310,071	\$ 9,916,459	\$ 9,525,505	\$ 10,121,331

ACTIVITY SUMMARY

FUND: GENERAL			
DEPARTMENT: SANITATION		ACTIVITY: PUBLIC WORKS	
SERVICE STATEMENT			
The function of the Sanitation department is to plan, direct and manage the collection and disposal of refuse and solid waste and assures enforcement of applicable federal, state and local solid waste laws. The department also provides advice and information regarding the City's solid waste services.			
PERSONNEL SUMMARY			
	ACTUAL	ACTUAL	BUDGET
	FY 2022-23	FY 2023-24	FY 2024-25
Solid Waste Manager	1	1	1
Supervisor	1	1	1
Crewleader	1	1	1
Sanitation Operator	4	4	4
Roll-off Truck Driver	5	5	5
Dike Lead	1	1	1
Laborer	11	11	11
Laborer-Part Time	1	2	2
Recycling Gate Attendant-Full Time	1	1	1
Recycling Gate Attendant-Part Time	1	1	1
Nuisance Abatement Technician	1	1	1
Seasonal Assistant Supervisor (paid from TC Dike Fund)	0	1	1
Seasonal Laborers (paid from TC Dike Fund)	2	5	5
TOTAL	30	35	35

	FY22	FY23	FY24	FY24 YEAR END	FY25 PROPOSED
	ACTUAL	ACTUAL	AMENDED	PROJECTIONS	BUDGET
			BUDGET		
SALARIES & BENEFITS	\$ 2,082,446	\$ 2,122,998	\$ 2,292,272	\$ 2,192,190	\$ 2,304,482
OTHER CHARGES	\$ 3,282,960	\$ 3,476,570	\$ 3,622,262	\$ 3,336,367	\$ 4,296,462
MATERIALS & SUPPLIES	\$ 169,329	\$ 179,431	\$ 203,500	\$ 139,781	\$ 203,500
CONTRACTUAL SERVICES	\$ 501,314	\$ 304,256	\$ 305,083	\$ 329,385	\$ 310,083
CAPITAL OUTLAY	\$ -	\$ 27,490	\$ 480,000	\$ -	\$ -
Grand Total	\$ 6,036,048	\$ 6,110,745	\$ 6,903,117	\$ 5,997,723	\$ 7,114,527

PUBLIC WORKS – SANITATION 101-302

	FY22 ACTUAL	FY23 ACTUAL	FY24 AMENDED BUDGET	FY24 YEAR END PROJECTIONS	FY25 PROPOSED BUDGET
SALARIES & BENEFITS	\$ 2,082,446	\$ 2,122,998	\$ 2,292,272	\$ 2,192,190	\$ 2,304,482
51010-SALARIES	\$ 1,444,798	\$ 1,497,845	\$ 1,643,636	\$ 1,535,945	\$ 1,643,636
51030-OVERTIME PAY	\$ 46,163	\$ 38,199	\$ 45,000	\$ 40,234	\$ 45,000
51040-LONGEVITY	\$ 11,868	\$ 12,532	\$ 12,900	\$ 13,501	\$ 12,900
51070-LIFE & DISABILITY	\$ 4,813	\$ 4,893	\$ 17,094	\$ 4,874	\$ 17,094
51080-RETIREMENT	\$ 252,320	\$ 261,813	\$ 294,909	\$ 287,085	\$ 294,909
51090-MEDICARE TAX	\$ 21,011	\$ 21,815	\$ 23,833	\$ 22,586	\$ 23,833
51110-GROUP HEALTH INSURANCE	\$ 297,340	\$ 281,706	\$ 250,000	\$ 267,657	\$ 262,210
51120-TERMINATION PAY	\$ -	\$ -	\$ -	\$ 13,677	\$ -
51130-INCENTIVE PAY	\$ 3,336	\$ 3,900	\$ 3,900	\$ 3,900	\$ 3,900
51150-UPGRADE PAY	\$ 797	\$ 295	\$ 1,000	\$ 2,730	\$ 1,000
OTHER CHARGES	\$ 3,282,960	\$ 3,476,570	\$ 3,622,262	\$ 3,336,367	\$ 4,296,462
54220-MEDICAL FEES	\$ 4,193	\$ 4,148	\$ 3,000	\$ 3,661	\$ 4,000
54270-FEES & LICENSES	\$ 2,880,366	\$ 3,266,675	\$ 3,356,800	\$ 3,131,524	\$ 4,030,000
54300-TRAINING & PERSONNEL	\$ 145	\$ -	\$ 15,000	\$ -	\$ 15,000
54510-RECYCLING PROGRAM	\$ 2,575	\$ 1,104	\$ 5,000	\$ 3,922	\$ 5,000
54570-LANDFILL DISPOSAL FEES	\$ 395,681	\$ 204,642	\$ 242,462	\$ 197,260	\$ 242,462
54600-BAD DEBTS	\$ -	\$ -	\$ -	\$ -	\$ -
MATERIALS & SUPPLIES	\$ 169,329	\$ 179,431	\$ 203,500	\$ 139,781	\$ 203,500
52040-CHEMICALS	\$ 168	\$ 491	\$ 500	\$ 677	\$ 500
52060-CLOTHING & UNIFORMS	\$ 4,215	\$ 11,306	\$ 22,000	\$ 19,904	\$ 22,000
52240-GASOLINE & OIL	\$ 157,764	\$ 162,399	\$ 160,000	\$ 112,108	\$ 160,000
52660-OFFICE SUPPLIES	\$ 2,737	\$ 1,499	\$ 4,000	\$ 3,224	\$ 4,000
52680-JANITORIAL SUPPLIES	\$ 1,721	\$ 2,240	\$ 4,000	\$ 1,781	\$ 4,000
52780-MISC. MATERIALS & SUPPL	\$ 2,035	\$ 1,402	\$ 10,000	\$ 2,086	\$ 10,000
52810-SMALL TOOLS	\$ 689	\$ 94	\$ 3,000	\$ -	\$ 3,000
CONTRACTUAL SERVICES	\$ 501,314	\$ 304,256	\$ 305,083	\$ 329,385	\$ 310,083
53300-MAINTENANCE-RADIO	\$ -	\$ -	\$ -	\$ -	\$ -
53340-MAINTENANCE - EQUIP. & TIRES	\$ 161,712	\$ 198,784	\$ 195,000	\$ 188,979	\$ 195,000
53540-MAINTENANCE - BUILDING	\$ 31,194	\$ 22,130	\$ 25,000	\$ 29,460	\$ 30,000
53566-VEGETATION ABATEMENT	\$ 10,800	\$ 56,234	\$ 60,000	\$ 78,000	\$ 60,000
53680-PROFESSIONAL FEES	\$ -	\$ 2,774	\$ -	\$ 131	\$ -
53686-TEMPORARY PERSONNEL FEE	\$ 845	\$ -	\$ -	\$ -	\$ -
53700-EQUIPMENT RENTAL	\$ 349	\$ -	\$ -	\$ -	\$ -
53705-EQUIPMENT LEASE FEES	\$ 278,000	\$ -	\$ -	\$ -	\$ -
53780-PUBLICATIONS & LEGAL	\$ 401	\$ -	\$ 750	\$ -	\$ 750
53860-WORKMEN'S COMPENSATION	\$ 18,011	\$ 24,333	\$ 24,333	\$ 32,815	\$ 24,333
CAPITAL OUTLAY	\$ -	\$ 27,490	\$ 480,000	\$ -	\$ -
55010-LAND & BUILDING IMPROVEMENT	\$ -	\$ -	\$ 480,000	\$ -	\$ -
55150-MISCELLANEOUS EQUIPMENT	\$ -	\$ 27,490	\$ -	\$ -	\$ -
Grand Total	\$ 6,036,048	\$ 6,110,745	\$ 6,903,117	\$ 5,997,723	\$ 7,114,527

ACTIVITY SUMMARY

FUND: GENERAL			
DEPARTMENT: RAINWATER PUMP STATIONS		ACTIVITY: PUBLIC WORKS	
SERVICE STATEMENT			
The Rainwater Pump Stations are designed to prevent and alleviate flooding throughout the City of Texas City.			
		ACTUAL	ACTUAL
		FY 2022-23	FY 2023-24
		BUDGET	
		FY 2024-25	
PERSONNEL SUMMARY			
Pump Station Crewleader	1	1	1
Attendant	2	3	3
Laborer	1	0	0
TOTAL	4	4	4

	FY24				
	FY22	FY23	AMENDED	FY24 YEAR END	FY25 PROPOSED
	ACTUAL	ACTUAL	BUDGET	PROJECTIONS	BUDGET
SALARIES & BENEFITS	\$ 344,590	\$ 347,191	\$ 338,150	\$ 372,848	\$ 340,592
OTHER CHARGES	\$ 120	\$ 30	\$ -	\$ 189	\$ -
MATERIALS & SUPPLIES	\$ 61,676	\$ 161,981	\$ 157,900	\$ 173,522	\$ 157,900
CONTRACTUAL SERVICES	\$ 101,213	\$ 174,879	\$ 243,908	\$ 227,462	\$ 243,908
Grand Total	\$ 507,599	\$ 684,081	\$ 739,958	\$ 774,021	\$ 742,400

PUBLIC WORKS – RAINWATER PUMP STATIONS 101-303

	FY22 ACTUAL	FY23 ACTUAL	FY24 AMENDED	FY24 YEAR END PROJECTIONS	FY25 PROPOSED BUDGET
SALARIES & BENEFITS	\$ 344,590	\$ 347,191	\$ 338,150	\$ 372,848	\$ 340,592
51010-SALARIES	\$ 229,402	\$ 229,133	\$ 231,290	\$ 239,870	\$ 231,290
51030-OVERTIME PAY	\$ 6,807	\$ 9,359	\$ 7,000	\$ 13,879	\$ 7,000
51040-LONGEVITY	\$ 2,356	\$ 2,544	\$ 2,700	\$ 2,850	\$ 2,700
51070-LIFE & DISABILITY	\$ 797	\$ 802	\$ 2,405	\$ 841	\$ 2,405
51080-RETIREMENT	\$ 39,939	\$ 40,640	\$ 41,401	\$ 45,801	\$ 41,401
51090-MEDICARE TAX	\$ 3,225	\$ 3,292	\$ 3,354	\$ 3,443	\$ 3,354
51110-GROUP HEALTH INSURANCE	\$ 62,099	\$ 61,422	\$ 50,000	\$ 66,164	\$ 52,442
51191-NON-CASH FRINGE BENEFIT	\$ (37)	\$ -	\$ -	\$ -	\$ -
OTHER CHARGES	\$ 120	\$ 30	\$ -	\$ 189	\$ -
54220-MEDICAL FEES	\$ 120	\$ 30	\$ -	\$ 189	\$ -
MATERIALS & SUPPLIES	\$ 61,676	\$ 161,981	\$ 157,900	\$ 173,522	\$ 157,900
52040-CHEMICALS	\$ 1,265	\$ 1,696	\$ 1,500	\$ 1,339	\$ 1,500
52060-CLOTHING & UNIFORMS	\$ 1,781	\$ 3,466	\$ 2,500	\$ 5,460	\$ 2,500
52240-GASOLINE & OIL	\$ 56,050	\$ 153,440	\$ 150,000	\$ 164,226	\$ 150,000
52680-JANITORIAL SUPPLIES	\$ 298	\$ 874	\$ 1,200	\$ 251	\$ 1,200
52780-MISC. MATERIALS & SUPPL	\$ 1,290	\$ 1,328	\$ 1,500	\$ 1,475	\$ 1,500
52810-SMALL TOOLS	\$ 993	\$ 1,177	\$ 1,200	\$ 771	\$ 1,200
CONTRACTUAL SERVICES	\$ 101,213	\$ 174,879	\$ 243,908	\$ 227,462	\$ 243,908
53300-MAINTENANCE-RADIO	\$ -	\$ -	\$ 400	\$ -	\$ 400
53340-MAINTENANCE - EQUIP. & TIRES	\$ 16,883	\$ 24,504	\$ 25,000	\$ 19,136	\$ 25,000
53440-MAINTENANCE - PHYSICAL PLANT	\$ 46,244	\$ 108,602	\$ 158,000	\$ 108,548	\$ 158,000
53540-MAINTENANCE - BUILDING	\$ 23,509	\$ 28,361	\$ 50,000	\$ 87,929	\$ 50,000
53680-PROFESSIONAL FEES	\$ 3,107	\$ 6,126	\$ 2,500	\$ 2,309	\$ 2,500
53700-EQUIPMENT RENTAL	\$ 1,314	\$ 3,778	\$ 4,500	\$ 4,921	\$ 4,500
53705-EQUIPMENT LEASE FEES	\$ 7,155	\$ -	\$ -	\$ -	\$ -
53860-WORKMEN'S COMPENSATION	\$ 3,000	\$ 3,508	\$ 3,508	\$ 4,618	\$ 3,508
Grand Total	\$ 507,599	\$ 684,081	\$ 739,958	\$ 774,021	\$ 742,400

FUND: GENERAL			
DEPARTMENT: RECREATION & TOURISM -101-401		ACTIVITY: CULTURE & RECREATION	
SERVICE STATEMENT			
The Texas City Recreation & Tourism Department seeks to enhance the quality of life of the citizens by providing a comprehensive range of recreational services designed to contribute to the physical, mental, social and cultural needs of the community. This department also seeks to bring visitors to the City through tourism promotion.			
PERSONNEL SUMMARY	ACTUAL FY 2022-23	ACTUAL FY 2023-24	BUDGET FY 2024-25
<u>Full-Time:</u>			
Director	1	1	1
Administrative Assistant	1	1	1
Park Superintendent	1	1	1
Asst. Park Superintendent	1	1	1
Reservation Coordinator	0	0	0
Recreation Superintendent	1	1	1
Landscape Supervisor	1	1	1
Custodians-Full-Time (All Centers)	3	3	3
Facility Crew Leader	1	1	1
Museum Curator	1	1	1
Athletic Coordinator	1	1	1
Aquatics Coordinator	1	1	1
Rec Aide-Full-Time-Sr. Citizen Program	1	1	1
Range Master	1	1	1
Shooting Range Crew Leader (formerly Asst. Range Master)	1	1	1
Fitness Coordinator	1	1	1
Recreation Coordinator	1	1	1
Program Events Coordinator	0	0	0
Reservation Supervisor	1	1	1
Senior Citizens Program Coordinator	1	1	1
Center Supervisor	2	2	2
Park Crew Leader	2	2	2
Park Crew Mechanic	1	1	1
Park Crew Equipment Operators	5	5	5
Park Crew Athletic Groundskeeper	1	1	1
Park Crew Pool Maintenance	2	2	2
Park Crew Laborer	7	7	7
Total Full-Time	40	40	40
<u>Part-Time:</u>			
Custodians-Part Time (All-Centers)	4	4	4
Lowry Weekend/Evening Supervisor-Part Time	1	1	1
Natatorium Pool Manager-Part Time	1	1	1
Athletic Manager-Part Time	1	1	1
Swim Coach-Part Time	1	1	1
Rec Aides-Part-Time (All Centers)	39	39	39
TEP Part-Time Driver	1	1	1
Special Instructor II (Tennis)-Part Time	1	1	1
Seasonal Rec Aide (timekeepers & scorekeepers)	8	8	8
Total Part-Time	57	57	57

REC AND TOUR 101-401

FUND: GENERAL			
DEPARTMENT: RECREATION & TOURISM (continued)	ACTIVITY: CULTURE & RECREATION		
<u>Summer:</u>			
Rec Aides (Summer)	26	26	26
Park Crew Laborer (Summer)	3	3	3
Pool Managers (Summer)	3	3	3
Lifeguards (Summer)	30	30	30
Cashiers (Summer)	3	3	3
Aquatics Manager (Summer)	2	2	2
Summer Track Coach (Summer)	2	2	2
Total Summer	69	69	69
TOTAL (Full-Time, Part-Time, Summer Positions)	166	166	166

	24				
	FY22	FY23	AMENDED	FY24 YEAR END	FY25 PROPOSED
	ACTUAL	ACTUAL	BUDGET	PROJECTIONS	BUDGET
SALARIES & BENEFITS	\$ 4,805,979	\$ 4,897,544	\$ 5,577,162	\$ 5,444,975	\$ 5,603,047
OTHER CHARGES	\$ 83,496	\$ 83,479	\$ 79,700	\$ 72,568	\$ 79,700
MATERIALS & SUPPLIES	\$ 408,087	\$ 408,810	\$ 477,700	\$ 404,662	\$ 492,700
CONTRACTUAL SERVICES	\$ 2,630,892	\$ 2,629,100	\$ 3,251,335	\$ 2,984,114	\$ 1,912,335
CAPITAL OUTLAY	\$ 441,714	\$ 222,784	\$ 926,000	\$ 1,822,953	\$ -
Grand Total	\$ 8,370,168	\$ 8,241,716	\$ 10,311,897	\$ 10,729,273	\$ 8,087,782

	FY24				
	FY22 ACTUAL	FY23 ACTUAL	AMENDED BUDGET	FY24 YEAR END PROJECTIONS	FY25 PROPOSED BUDGET
SALARIES & BENEFITS	\$ 4,805,979	\$ 4,897,544	\$ 5,577,162	\$ 5,444,975	\$ 5,603,047
51010-SALARIES	\$ 3,455,662	\$ 3,605,057	\$ 4,055,831	\$ 4,099,316	\$ 4,055,831
51030-OVERTIME PAY	\$ 150,149	\$ 114,235	\$ 125,000	\$ 96,156	\$ 125,000
51040-LONGEVITY	\$ 9,313	\$ 9,578	\$ 9,600	\$ 9,376	\$ 9,600
51070-LIFE & DISABILITY	\$ 6,746	\$ 6,867	\$ 42,181	\$ 7,085	\$ 42,181
51080-RETIREMENT	\$ 549,364	\$ 570,864	\$ 728,840	\$ 632,999	\$ 728,840
51090-MEDICARE TAX	\$ 51,126	\$ 53,025	\$ 58,810	\$ 52,538	\$ 58,810
51110-GROUP HEALTH INSURANCE	\$ 558,768	\$ 513,382	\$ 530,000	\$ 521,086	\$ 555,885
1120-TERMINATION PAY	\$ 8,615	\$ 7,967	\$ 10,000	\$ 10,357	\$ 10,000
51130-INCENTIVE PAY	\$ 15,091	\$ 15,692	\$ 15,900	\$ 14,760	\$ 15,900
51150-UPGRADE PAY	\$ 1,145	\$ 877	\$ 1,000	\$ 1,303	\$ 1,000
OTHER CHARGES	\$ 83,496	\$ 83,479	\$ 79,700	\$ 72,568	\$ 79,700
54220-MEDICAL FEES	\$ 8,240	\$ 5,451	\$ 7,500	\$ 6,256	\$ 7,500
54260-CLAIMS & REFUNDS	\$ 68,174	\$ 69,259	\$ 65,200	\$ 63,233	\$ 65,200
54300-TRAINING & PERSONNEL	\$ 7,081	\$ 8,769	\$ 7,000	\$ 3,079	\$ 7,000
MATERIALS & SUPPLIES	\$ 408,087	\$ 408,810	\$ 477,700	\$ 404,662	\$ 492,700
52040-CHEMICALS	\$ 47,288	\$ 32,782	\$ 64,000	\$ 59,017	\$ 64,000
52060-CLOTHING & UNIFORMS	\$ 23,751	\$ 14,332	\$ 30,700	\$ 22,978	\$ 30,700
52240-GASOLINE & OIL	\$ 90,058	\$ 85,806	\$ 75,000	\$ 60,473	\$ 75,000
52460-RECREATIONAL SUPPLIES	\$ 54,818	\$ 69,848	\$ 70,000	\$ 49,696	\$ 75,000
52660-OFFICE SUPPLIES	\$ 9,826	\$ 8,846	\$ 19,000	\$ 8,915	\$ 19,000
52680-JANITORIAL SUPPLIES	\$ 45,137	\$ 57,543	\$ 70,000	\$ 58,385	\$ 70,000
52700-PROGRAMS & AWARDS	\$ 94,569	\$ 99,704	\$ 100,000	\$ 122,230	\$ 100,000
52780-MISC. MATERIALS & SUPPL	\$ 35,213	\$ 36,258	\$ 40,000	\$ 21,468	\$ 50,000
52810-SMALL TOOLS	\$ 7,427	\$ 3,690	\$ 9,000	\$ 1,501	\$ 9,000

	FY22	FY23	FY24	FY24 YEAR END	FY25 PROPOSED
	ACTUAL	ACTUAL	AMENDED BUDGET	PROJECTIONS	BUDGET
CONTRACTUAL SERVICES	\$ 2,630,892	\$ 2,629,100	\$ 3,251,335	\$ 2,984,114	\$ 1,912,335
53070-REC & TOUR SECURITY	\$ -	\$ (19,355)	\$ 60,000	\$ (15,938)	\$ 60,000
53080-LAUNDRY	\$ 382	\$ 242	\$ 2,000	\$ 180	\$ 3,000
53120-INSURANCE - FIRE & FLOOD	\$ 13,224	\$ 14,635	\$ 12,000	\$ -	\$ 12,000
53200-UTILITIES	\$ 1,118,086	\$ 1,044,407	\$ 1,000,000	\$ 802,347	\$ 1,000,000
53260-PHONE/NETWORK	\$ 96,524	\$ 99,266	\$ 70,000	\$ 92,448	\$ 70,000
53340-MAINTENANCE - EQUIP. & TIRES	\$ 104,309	\$ 131,567	\$ 105,000	\$ 114,293	\$ 105,000
53490-WEED CONTROL	\$ -	\$ -	\$ 5,886	\$ 5,205	\$ 5,886
53530-MAINTENANCE- PARKS	\$ 366,161	\$ 329,748	\$ 490,000	\$ 438,136	\$ 200,100
53540-MAINTENANCE - BUILDING	\$ 519,053	\$ 654,084	\$ 750,000	\$ 710,431	\$ 100,000
53550-MAINTENANCE - SWIMMING POOL	\$ 88,664	\$ 207,420	\$ 530,000	\$ 663,847	\$ 130,000
53560-MAINTENANCE CONTRACTS	\$ 6,704	\$ 7,544	\$ 10,000	\$ -	\$ 10,000
53600-POSTAGE	\$ 510	\$ 647	\$ 600	\$ 719	\$ 600
53680-PROFESSIONAL FEES	\$ 63,566	\$ 58,763	\$ 90,000	\$ 64,771	\$ 90,000
53683-LINEN SERVICES	\$ 14,322	\$ 15,121	\$ 25,000	\$ 13,915	\$ 25,000
53700-EQUIPMENT RENTAL	\$ 36,983	\$ 37,371	\$ 40,000	\$ 38,085	\$ 40,000
53705-EQUIPMENT LEASE FEES	\$ 160,000	\$ -	\$ -	\$ -	\$ 10,000
53760-TRAVEL	\$ 8,753	\$ 8,688	\$ 10,000	\$ 3,895	\$ 10,000
53780-PUBLICATIONS & LEGAL	\$ 2,626	\$ 2,662	\$ 10,100	\$ 3,095	\$ 10,000
53800-DUES & MEMBERSHIPS	\$ 5,843	\$ 5,541	\$ 10,000	\$ 5,453	\$ -
53860-WORKMEN'S COMPENSATION	\$ 25,182	\$ 30,749	\$ 30,749	\$ 43,233	\$ 30,749
CAPITAL OUTLAY	\$ 441,714	\$ 222,784	\$ 926,000	\$ 1,822,953	\$ -
55010-LAND & BUILDING IMPROVEMENT	\$ 60,745	\$ 67,803	\$ -	\$ 110,373	\$ -
55150-MISCELLANEOUS EQUIPMENT	\$ 9,969	\$ 154,981	\$ 811,000	\$ 1,558,825	\$ -
55650-PARK IMPROVEMENTS	\$ 371,000	\$ -	\$ 115,000	\$ 153,755	\$ -
Grand Total	\$ 8,370,168	\$ 8,241,716	\$ 10,311,897	\$ 10,729,273	\$ 8,087,782

ACTIVITY SUMMARY

FUND: GENERAL			
DEPARTMENT: LIBRARY		ACTIVITY: CULTURE & RECREATION	
SERVICE STATEMENT			
The Moore Memorial Library's function is to assemble, organize, preserve, and make easily and freely available printed and non-printed materials for recreational and educational use by the citizens of Texas City and Galveston County.			
PERSONNEL SUMMARY			
	ACTUAL FY 2022-23	ACTUAL FY 2023-24	BUDGET FY 2024-25
Library Director	1	1	1
Assistant Director/Head of Technical Processing	1	1	1
Reference Librarian	1	1	1
Local Historian	1	1	1
Young Adult/Public Services Librarian	1	1	1
Children's Librarian	1	1	1
Systems Administrator	1	1	1
Public Services & Archives Assistant	1	1	2
Support Services Assistant	6	6	6
Shelver-Part-Time	2	2	2
Summer Library Shelver	2	2	2
TOTAL	18	18	19

	FY22 ACTUAL	FY23 ACTUAL	FY24 AMENDED BUDGET	FY24 YEAR-END PROJECTIONS	FY25 PROPOSED BUDGET
SALARIES & BENEFITS	\$ 859,395	\$ 1,002,643	\$ 1,172,222	\$ 1,077,674	\$ 1,203,150
CONTRACTUAL SERVICES	\$ 357,965	\$ 248,045	\$ 318,653	\$ 297,340	\$ 348,653
MATERIALS & SUPPLIES	\$ 19,875	\$ 22,226	\$ 39,500	\$ 34,599	\$ 39,500
OTHER CHARGES	\$ 167,453	\$ 181,391	\$ 231,000	\$ 210,233	\$ 231,000
CAPITAL OUTLAY	\$ -	\$ -	\$ 10,000	\$ 3,799	\$ 10,000
Grand Total	\$ 1,404,688	\$ 1,454,305	\$ 1,771,375	\$ 1,623,645	\$ 1,832,303

LIBRARY 101-402

Row Labels	FY24				
	FY22 ACTUAL	FY23 ACTUAL	AMENDED BUDGET	FY24 YEAR END PROJECTIONS	FY25 PROPOSED BUDGET
SALARIES & BENEFITS	\$ 859,395	\$ 1,002,643	\$ 1,172,222	\$ 1,077,674	\$ 1,203,150
51010-SALARIES	\$ 621,662	\$ 734,693	\$ 868,854	\$ 792,050	\$ 894,410
51030-OVERTIME PAY	\$ 137	\$ 507	\$ 1,000	\$ 699	\$ 1,000
51070-LIFE & DISABILITY	\$ 2,008	\$ 2,340	\$ 9,036	\$ 2,349	\$ 9,036
51080-RETIREMENT	\$ 104,615	\$ 123,339	\$ 157,834	\$ 143,340	\$ 157,834
51090-MEDICARE TAX	\$ 8,984	\$ 10,588	\$ 12,598	\$ 11,448	\$ 12,598
51110-GROUP HEALTH INSURANCE	\$ 108,604	\$ 118,141	\$ 110,000	\$ 112,572	\$ 115,372
51130-INCENTIVE PAY	\$ 13,385	\$ 13,034	\$ 12,900	\$ 15,216	\$ 12,900
OTHER CHARGES	\$ 167,453	\$ 181,391	\$ 231,000	\$ 210,233	\$ 231,000
54020-BOOKS & PUBLICATIONS	\$ 157,815	\$ 171,768	\$ 215,000	\$ 207,489	\$ 215,000
54220-MEDICAL FEES	\$ 540	\$ 270	\$ 1,000	\$ 689	\$ 1,000
54300-TRAINING & PERSONNEL	\$ 1,247	\$ 1,153	\$ 2,000	\$ 1,560	\$ 2,000
54480-LIBRARY PROGRAMS	\$ 7,850	\$ 8,201	\$ 13,000	\$ 495	\$ 13,000
MATERIALS & SUPPLIES	\$ 19,875	\$ 22,226	\$ 39,500	\$ 34,599	\$ 39,500
52660-OFFICE SUPPLIES	\$ 14,924	\$ 17,601	\$ 35,000	\$ 31,246	\$ 35,000
52680-JANITORIAL SUPPLIES	\$ 4,951	\$ 4,625	\$ 4,500	\$ 3,353	\$ 4,500
CONTRACTUAL SERVICES	\$ 357,965	\$ 248,045	\$ 318,653	\$ 297,340	\$ 348,653
53120-INSURANCE - FIRE & FLOOD	\$ 4,794	\$ 5,605	\$ 6,000	\$ -	\$ 6,000
53200-UTILITIES	\$ 67,896	\$ 60,662	\$ 65,000	\$ 43,531	\$ 65,000
53260-PHONE/NETWORK	\$ 22,480	\$ 13,971	\$ 23,000	\$ 12,688	\$ 23,000
53340-MAINTENANCE - EQUIP. & TIRES	\$ 54,835	\$ 48,679	\$ 60,000	\$ 68,885	\$ 60,000
53360-MAINTENANCE - OFFICE EQUIP	\$ 38,220	\$ 2,649	\$ 6,000	\$ 1,093	\$ 6,000
53540-MAINTENANCE - BUILDING	\$ 147,905	\$ 89,989	\$ 125,000	\$ 143,642	\$ 155,000
53600-POSTAGE	\$ 1,873	\$ 2,623	\$ 4,000	\$ 1,742	\$ 4,000
53660-BOOK REPAIRS & BINDING	\$ 2,725	\$ 1,890	\$ 2,000	\$ 316	\$ 2,000
53665-PRESERVATION/ARCHIVES	\$ 2,832	\$ 2,547	\$ 3,500	\$ 1,323	\$ 3,500
53680-PROFESSIONAL FEES	\$ 473	\$ 340	\$ 500	\$ 539	\$ 500
53700-EQUIPMENT RENTAL	\$ 12,815	\$ 13,214	\$ 16,000	\$ 15,222	\$ 16,000
53760-TRAVEL	\$ 103	\$ 2,782	\$ 4,500	\$ 4,003	\$ 4,500
53800-DUES & MEMBERSHIPS	\$ -	\$ 1,941	\$ 2,000	\$ 2,602	\$ 2,000
53860-WORKMEN'S COMPENSATION	\$ 1,014	\$ 1,153	\$ 1,153	\$ 1,753	\$ 1,153
CAPITAL OUTLAY	\$ -	\$ -	\$ 10,000	\$ 3,799	\$ 10,000
55030-OFFICE EQUIPMENT	\$ -	\$ -	\$ 10,000	\$ 3,799	\$ 10,000
Grand Total	\$ 1,404,688	\$ 1,454,305	\$ 1,771,375	\$ 1,623,645	\$ 1,832,303

ACTIVITY SUMMARY

FUND: GENERAL			
DEPARTMENT: BAYOU GOLF		ACTIVITY: CULTURE & RECREATION	
SERVICE STATEMENT			
The purpose of the Bayou Golf Course is to provide for the recreational needs and desires of our golfing citizenry efficiently and at a reasonable cost. By providing professional, dependable services while protecting our environment, we hope to enhance the quality of life for our customers and our community.			
PERSONNEL SUMMARY		ACTUAL	ACTUAL
		FY 2022-23	FY 2023-24
			BUDGET
			FY 2024-25
Superintendent	1	1	1
Golf Professional	1	1	1
Assistant Golf Professional	1	1	1
Golf Course Crewleader	1	1	1
Mechanic	1	1	1
Tractor/Mower Operators	2	2	2
Golf Laborer	5	5	5
Golf Laborer-Seasonal-Part-Time	3	3	3
Pro Shop Assistant-Part Time	4	4	4
TOTAL	19	19	19

	FY24				
	FY22 ACTUAL	FY23 ACTUAL	AMENDED BUDGET	FY24 YEAR END PROJECTIONS	FY25 PROPOSED BUDGET
CAPITAL OUTLAY	\$ 199,195	\$ 135,715	\$ 208,346	\$ 9,286	\$ -
CONTRACTUAL SERVICES	\$ 430,911	\$ 290,128	\$ 295,568	\$ 177,521	\$ 195,568
MATERIALS & SUPPLIES	\$ 130,853	\$ 124,620	\$ 124,100	\$ 115,435	\$ 134,100
OTHER CHARGES	\$ 45,698	\$ 54,150	\$ 65,800	\$ 70,798	\$ 65,800
SALARIES & BENEFITS	\$ 921,159	\$ 876,468	\$ 1,004,880	\$ 883,064	\$ 1,010,497
Grand Total	\$ 1,727,816	\$ 1,481,082	\$ 1,698,694	\$ 1,256,104	\$ 1,405,965

BAYOU GOLF 101-403

	FY24				
	FY22 ACTUAL	FY23 ACTUAL	AMENDED BUDGET	FY24 YEAR END PROJECTIONS	FY25 PROPOSED BUDGET
SALARIES & BENEFITS	\$ 921,159	\$ 876,468	\$ 1,004,880	\$ 883,064	\$ 1,010,497
51010-SALARIES	\$ 642,393	\$ 623,575	\$ 725,446	\$ 616,438	\$ 725,446
51030-OVERTIME PAY	\$ 8,929	\$ 9,720	\$ 10,000	\$ 8,958	\$ 10,000
51040-LONGEVITY	\$ 4,261	\$ 4,766	\$ 5,100	\$ 5,160	\$ 5,100
51070-LIFE & DISABILITY	\$ 2,227	\$ 2,107	\$ 7,545	\$ 2,144	\$ 7,545
51080-RETIREMENT	\$ 105,515	\$ 101,632	\$ 130,070	\$ 107,365	\$ 130,070
51090-MEDICARE TAX	\$ 9,013	\$ 8,858	\$ 10,519	\$ 8,710	\$ 10,519
51110-GROUP HEALTH INSURANCE	\$ 146,683	\$ 124,524	\$ 115,000	\$ 133,089	\$ 120,617
51130-INCENTIVE PAY	\$ 2,138	\$ 1,286	\$ 1,200	\$ 1,200	\$ 1,200
OTHER CHARGES	\$ 45,698	\$ 54,150	\$ 65,800	\$ 70,798	\$ 65,800
54220-MEDICAL FEES	\$ 540	\$ 150	\$ 800	\$ 598	\$ 800
54560-LEASE PAYMENTS	\$ 40,124	\$ 48,111	\$ 57,000	\$ 70,200	\$ 57,000
56214-INTEREST-GOLF CART LEAS	\$ 5,034	\$ 5,889	\$ 8,000	\$ -	\$ 8,000
MATERIALS & SUPPLIES	\$ 130,853	\$ 124,620	\$ 124,100	\$ 115,435	\$ 134,100
52060-CLOTHING & UNIFORMS	\$ 1,332	\$ 4,570	\$ 2,000	\$ 5,590	\$ 2,000
52240-GASOLINE & OIL	\$ 28,120	\$ 26,242	\$ 16,000	\$ 17,459	\$ 16,000
52580-ICE & SUPPLIES	\$ -	\$ -	\$ 100	\$ -	\$ 100
52660-OFFICE SUPPLIES	\$ -	\$ -	\$ 2,500	\$ 845	\$ 2,500
52680-JANITORIAL SUPPLIES	\$ 2,644	\$ 3,273	\$ 3,500	\$ 1,971	\$ 3,500
52780-MISC. MATERIALS & SUPPL	\$ 4,627	\$ 6,082	\$ 8,000	\$ 5,692	\$ 8,000
52790-GOLF SHOP SUPPLIES	\$ 92,950	\$ 83,026	\$ 90,000	\$ 83,692	\$ 100,000
52810-SMALL TOOLS	\$ 1,180	\$ 1,427	\$ 2,000	\$ 186	\$ 2,000
CONTRACTUAL SERVICES	\$ 430,911	\$ 290,128	\$ 295,568	\$ 177,521	\$ 195,568
53200-UTILITIES	\$ 35,442	\$ 34,551	\$ 48,000	\$ 33,781	\$ 48,000
53260-PHONE/NETWORK	\$ 5,955	\$ 10,642	\$ 8,500	\$ 6,920	\$ 8,500
53340-MAINTENANCE - EQUIP. & TIRES	\$ 25,683	\$ 17,594	\$ 36,000	\$ 24,028	\$ 36,000
53540-MAINTENANCE - BUILDING	\$ 274,518	\$ 206,293	\$ 175,000	\$ 85,759	\$ 75,000
53560-MAINTENANCE CONTRACTS	\$ -	\$ 1,072	\$ -	\$ -	\$ -
53570-ADVERTISING/MARKETING	\$ 10,104	\$ 9,212	\$ 15,000	\$ 12,883	\$ 15,000
53680-PROFESSIONAL FEES	\$ 574	\$ 507	\$ 3,000	\$ 1,079	\$ 3,000
53700-EQUIPMENT RENTAL	\$ 3,495	\$ 3,180	\$ 2,000	\$ 3,808	\$ 2,000
53705-EQUIPMENT LEASE FEES	\$ 69,661	\$ -	\$ -	\$ -	\$ -
53760-TRAVEL	\$ -	\$ -	\$ 1,000	\$ -	\$ 1,000
53800-DUES & MEMBERSHIPS	\$ 375	\$ 1,259	\$ 1,250	\$ 1,531	\$ 1,250
53860-WORKMEN'S COMPENSATION	\$ 5,105	\$ 5,818	\$ 5,818	\$ 7,733	\$ 5,818
CAPITAL OUTLAY	\$ 199,195	\$ 135,715	\$ 208,346	\$ 9,286	\$ -
55010-LAND & BUILDING IMPROVEMENT	\$ -	\$ 135,715	\$ 202,000	\$ 9,286	\$ -
55020-OPERATING EQUIP. & VEHICLES	\$ 199,195	\$ -	\$ -	\$ -	\$ -
55150-MISCELLANEOUS EQUIPMENT	\$ -	\$ -	\$ 6,346	\$ -	\$ -
Grand Total	\$ 1,727,816	\$ 1,481,082	\$ 1,698,694	\$ 1,256,104	\$ 1,405,965

ACTIVITY SUMMARY

FUND: GENERAL			
DEPARTMENT: ANIMAL CONTROL		ACTIVITY: HEALTH & WELFARE	
SERVICE STATEMENT			
Animal Control duties include the investigation of all animal bites and ensuring that the animal involved in the bite or any other animal suspected of rabies is properly quarantined or tested to encourage and enforce regulations regarding rabies vaccinations, confinement, leash laws, and other rules and regulations of animal control, the removal of stray animals from exposure to the public, the removal of dead animals from the streets and public areas of the City of Texas City, to assist police with prisoner's animals and to assist in the control and removal of wild animals from populated areas within the City.			
		ACTUAL	ACTUAL
		FY 2022-23	FY 2023-24
			BUDGET
			FY 2024-25
PERSONNEL SUMMARY			
Animal Control Officer		3	3
TOTAL		3	3

	FY22 ACTUAL	FY23 ACTUAL	FY24		
			AMENDED BUDGET	FY24 YEAR-END PROJECTIONS	FY25 PROPOSED BUDGET
SALARIES & BENEFITS	\$ 172,155	\$ 234,330	\$ 239,992	\$ 255,837	\$ 240,969
OTHER CHARGES	\$ 2,092	\$ 1,316	\$ 3,000	\$ 1,516	\$ -
MATERIALS & SUPPLIES	\$ 42,223	\$ 49,761	\$ 56,000	\$ 39,699	\$ 56,000
CONTRACTUAL SERVICES	\$ 222,751	\$ 244,477	\$ 276,389	\$ 249,237	\$ 276,389
CAPITAL OUTLAY	\$ -	\$ -	\$ -	\$ -	\$ -
Grand Total	\$ 439,221	\$ 529,884	\$ 575,381	\$ 546,289	\$ 573,358

ANIMAL CONTROL 101-501

	FY24				
	FY22 ACTUAL	FY23 ACTUAL	AMENDED BUDGET	FY24 YEAR-END PROJECTIONS	FY25 PROPOSED BUDGET
SALARIES & BENEFITS	\$ 172,155	\$ 234,330	\$ 239,992	\$ 255,837	\$ 240,969
51010-SALARIES	\$ 121,799	\$ 154,615	\$ 161,732	\$ 163,390	\$ 161,732
51030-OVERTIME PAY	\$ 21,994	\$ 19,144	\$ 25,000	\$ 21,900	\$ 25,000
51070-LIFE & DISABILITY	\$ 392	\$ 572	\$ 1,682	\$ 596	\$ 1,682
51080-RETIREMENT	\$ 24,122	\$ 29,334	\$ 28,993	\$ 32,978	\$ 28,993
51090-MEDICARE TAX	\$ 2,087	\$ 2,405	\$ 2,345	\$ 2,556	\$ 2,345
51110-GROUP HEALTH INSURANCE	\$ 1,520	\$ 28,020	\$ 20,000	\$ 34,177	\$ 20,977
51130-INCENTIVE PAY	\$ 240	\$ 240	\$ 240	\$ 240	\$ 240
CONTRACTUAL SERVICES	\$ 222,751	\$ 244,477	\$ 276,389	\$ 249,237	\$ 276,389
53050-ADMINISTRATION	\$ -	\$ 24,297	\$ 12,000	\$ 2,635	\$ 12,000
53090-ANIMAL SHELTER OPERATIONS	\$ 202,785	\$ 211,719	\$ 251,288	\$ 240,630	\$ 251,288
53340-MAINTENANCE - EQUIP. & TIRES	\$ 5,011	\$ 3,380	\$ 6,000	\$ 2,746	\$ 6,000
53680-PROFESSIONAL FEES	\$ 351	\$ 826	\$ 1,000	\$ -	\$ 1,000
53688-VETERINARIAN FEES	\$ 2,215	\$ 2,204	\$ 3,000	\$ -	\$ 3,000
53700-EQUIPMENT RENTAL	\$ 450	\$ 450	\$ 1,000	\$ 585	\$ 1,000
53705-EQUIPMENT LEASE FEES	\$ 10,582	\$ -	\$ -	\$ -	\$ -
53760-TRAVEL	\$ -	\$ -	\$ 500	\$ -	\$ 500
53860-WORKMEN'S COMPENSATION	\$ 1,356	\$ 1,601	\$ 1,601	\$ 2,641	\$ 1,601
MATERIALS & SUPPLIES	\$ 42,223	\$ 49,761	\$ 56,000	\$ 39,699	\$ 56,000
52060-CLOTHING & UNIFORMS	\$ 4,542	\$ 7,068	\$ 8,000	\$ 1,001	\$ 8,000
52240-GASOLINE & OIL	\$ 90	\$ 722	\$ 6,000	\$ 65	\$ 6,000
52660-OFFICE SUPPLIES	\$ 2,879	\$ 2,971	\$ 3,000	\$ -	\$ 3,000
52780-MISC. MATERIALS & SUPPL	\$ 34,712	\$ 39,000	\$ 39,000	\$ 38,633	\$ 39,000
OTHER CHARGES	\$ 2,092	\$ 1,316	\$ 3,000	\$ 1,516	\$ -
54220-MEDICAL FEES	\$ 540	\$ 90	\$ 1,000	\$ -	\$ -
54300-TRAINING & PERSONNEL	\$ 1,552	\$ 1,226	\$ 2,000	\$ 1,516	\$ -
Grand Total	\$ 439,221	\$ 529,884	\$ 575,381	\$ 546,289	\$ 573,358

GRANTS ADMINISTRATION 101-601

	FY22 ACTUAL	FY23 ACTUAL	FY24 AMENDED BUDGET	FY24 YEAR-END PROJECTIONS	FY25 PROPOSED BUDGET
SALARIES & BENEFITS	\$ (304)	\$ 64,033	\$ 259,864	\$ 246,420	\$ 296,806
OTHER CHARGES	\$ 270	\$ -	\$ -	\$ -	\$ -
MATERIALS & SUPPLIES	\$ -	\$ -	\$ 2,500	\$ 1,850	\$ 2,500
CONTRACTUAL SERVICES	\$ 8,479	\$ 5,074	\$ 3,100	\$ 3,057	\$ 3,600
Grand Total	\$ 8,445	\$ 69,107	\$ 265,464	\$ 251,327	\$ 302,906

	FY22 ACTUAL	FY23 ACTUAL	FY24 AMENDED BUDGET	FY24 YEAR-END PROJECTIONS	FY25 PROPOSED BUDGET
SALARIES & BENEFITS	\$ (304)	\$ 64,033	\$ 259,864	\$ 246,420	\$ 296,806
51010-SALARIES	\$ 225	\$ 42,945	\$ 196,301	\$ 177,265	\$ 229,329
51070-LIFE & DISABILITY	\$ 11	\$ 109	\$ 2,042	\$ 327	\$ 2,500
51080-RETIREMENT	\$ (260)	\$ 7,368	\$ 35,675	\$ 31,657	\$ 38,000
51090-MEDICARE TAX	\$ (34)	\$ 598	\$ 2,846	\$ 2,412	\$ 3,000
51110-GROUP HEALTH INSURANCE	\$ (247)	\$ 11,632	\$ 20,000	\$ 33,620	\$ 20,977
51130-INCENTIVE PAY	\$ -	\$ 1,454	\$ 3,000	\$ 1,140	\$ 3,000
51191-NON-CASH FRINGE BENEFIT	\$ -	\$ (72)	\$ -	\$ -	\$ -
OTHER CHARGES	\$ 270	\$ -	\$ -	\$ -	\$ -
54220-MEDICAL FEES	\$ 270	\$ -	\$ -	\$ -	\$ -
MATERIALS & SUPPLIES	\$ -	\$ -	\$ 2,500	\$ 1,850	\$ 2,500
52240-GASOLINE & OIL	\$ -	\$ -	\$ 1,000	\$ -	\$ 1,000
52660-OFFICE SUPPLIES	\$ -	\$ -	\$ 1,500	\$ 1,850	\$ 1,500
CONTRACTUAL SERVICES	\$ 8,479	\$ 5,074	\$ 3,100	\$ 3,057	\$ 3,600
53050-ADMINISTRATION	\$ -	\$ 4,634	\$ -	\$ 131	\$ -
53340-MAINTENANCE - EQUIP. & TIRES	\$ -	\$ -	\$ 1,500	\$ -	\$ 1,500
53360-MAINTENANCE - OFFICE EQUIP	\$ -	\$ 388	\$ 1,500	\$ 2,529	\$ 2,000
53540-MAINTENANCE - BUILDING	\$ 8,479	\$ -	\$ -	\$ -	\$ -
53860-WORKMEN'S COMPENSATION	\$ -	\$ 52	\$ 100	\$ 396	\$ 100
Grand Total	\$ 8,445	\$ 69,107	\$ 265,464	\$ 251,327	\$ 302,906

SPECIAL REVENUE FUNDS

HOTEL / MOTEL TAX FUND - 201	2023 Actual	2024 Revised Budget	FY24 YEAR END PROJECTIONS	FY25 PROPOSED BUDGET
REVENUE				
OTHER TAXES & ASSESSMENTS	\$ 1,113,526	\$ 900,000	\$ 775,771	\$ 900,000
OTHER REVENUES	\$ 41,684	\$ 20,000	\$ 36,008	\$ 20,000
TOTAL REVENUES	\$ 1,155,210	\$ 920,000	\$ 811,778	\$ 920,000
EXPENDITURES				
SALARIES & BENEFITS	\$ 215,623	\$ 173,442	\$ 192,492	\$ 174,663
CONTRACTUAL SERVICES	\$ 196,882	\$ 333,341	\$ 20,737	\$ 354,870
OTHER CHARGES	\$ 292,816	\$ 235,000	\$ 183,052	\$ 235,000
CAPITAL OUTLAY	\$ 39,992	\$ 19,500	\$ 19,087	\$ 15,000
TOTAL EXPENDITURES	\$ 745,314	\$ 761,283	\$ 415,367	\$ 779,533
EXCESS OF REVENUES OVER(UNDER) EXPENDITURES	\$ 409,896	\$ 158,717	\$ 396,412	\$ 140,467
FUND BALANCE-BEGINNING OF YEAR	\$ 1,286,931	\$ 1,696,827	\$ 1,855,544	\$ 2,251,956
FUND BALANCE-END OF YEAR	\$ 1,696,827	\$ 1,855,544	\$ 2,251,956	\$ 2,392,423

MUNICIPAL COURT BUILDING SECURITY FUND - 203	2023 Actual	2024 Revised Budget	FY24 YEAR END PROJECTIONS	FY25 PROPOSED BUDGET
REVENUE				
46003-MUNICIPAL CT BLDG SEC FUND	\$ 46,056	\$ 60,000	\$ 27,651	\$ 60,000
48205-NET CHANGE IN FV INVEST	\$ 9,141	\$ -	\$ 8,431	\$ -
48802-INTEREST INCOME	\$ 7,264	\$ 2,000	\$ 6,212	\$ 2,000
TOTAL REVENUES	\$ 62,461	\$ 62,000	\$ 42,294	\$ 62,000

EXPENDITURES				
51010-SALARIES	\$ 38,753	\$ 31,000	\$ -	\$ 31,000
52780-MISC. MATERIALS & SUPPL	\$ 2,198	\$ 10,000	\$ 10,085	\$ 10,000
53540-MAINTENANCE - BUILDING	\$ 1,511	\$ -	\$ 74,616	\$ -
53680-PROFESSIONAL FEES	\$ 923	\$ 20,000	\$ 9,360	\$ 20,000
54300-TRAINING & PERSONNEL	\$ 3,602	\$ 2,500	\$ 1,018	\$ 2,500
55010-LAND & BUILDING IMPROVEMENTS	\$ 2,732	\$ -	\$ -	\$ -
TOTAL EXPENDITURES	\$ 49,719	\$ 63,500	\$ 95,079	\$ 63,500

EXCESS OF REVENUES OVER(UNDER) EXPENDITURES	\$ 12,742	\$ (1,500)	\$ (52,784)	\$ (1,500)
--	------------------	-------------------	--------------------	-------------------

FUND BALANCE-BEGINNING OF YEAR	\$ 446,991	\$ 459,733	\$ 459,733	\$ 406,949
FUND BALANCE-END OF YEAR	\$ 459,733	\$ 458,233	\$ 406,949	\$ 405,449

MUNICIPAL COURT TECHNOLOGY FUND - 204	2023 Actual	2024 Revised Budget	FY24 YEAR END PROJECTIONS	FY25 PROPOSED BUDGET
REVENUE				
46002-MUNICIPAL CT TECH FINES	\$ 38,753	\$ 60,000	\$ 23,185	\$ 20,000
48205-NET CHANGE IN FV INVEST	\$ 2,198	\$ -	\$ 1,971	\$ -
48802-INTEREST INCOME	\$ 1,511	\$ 500	\$ 1,197	\$ 500
TOTAL REVENUES	\$ 42,462	\$ 60,500	\$ 26,353	\$ 20,500
EXPENDITURES				
51010-SALARIES	\$ 3,733	\$ -	\$ -	\$ -
52660-OFFICE SUPPLIES	\$ 2,860	\$ 15,000	\$ 6,240	\$ 5,500
53360-MAINTENANCE - OFFICE EQUIP	\$ -	\$ 52,297	\$ 54,565	\$ 10,000
53680-PROFESSIONAL FEES	\$ -	\$ -	\$ -	\$ -
53700-EQUIPMENT RENTAL	\$ 44,705	\$ 8,000	\$ 5,600	\$ 8,000
54300-TRAINING & PERSONNEL	\$ 1,667	\$ 8,250	\$ 2,936	\$ 2,200
TOTAL EXPENDITURES	\$ 52,966	\$ 83,547	\$ 69,342	\$ 25,700
EXCESS OF REVENUES OVER(UNDER) EXPENDITURES	\$ (10,504)	\$ (23,047)	\$ (42,989)	\$ (5,200)
FUND BALANCE-BEGINNING OF YEAR	\$ 58,885	\$ 48,381	\$ 48,381	\$ 5,392
FUND BALANCE-END OF YEAR	\$ 48,381	\$ 25,334	\$ 5,392	\$ 192

SPECIAL REVENUE FUNDS
 DRUG CONFISCATION FUND - 205

CITY OF TEXAS CITY, TEXAS
 FY2024-25 PROPOSED BUDGET

DRUG CONFISCATION FUND - 205	2023 Actual	2024 Revised Budget	FY24 YEAR END PROJECTIONS	FY25 PROPOSED BUDGET
REVENUE				
46100-DRUG CONFISCATION REVENUE	\$ 923	\$ 20,000	\$ -	\$ 20,000
48205-NET CHANGE IN FV INVEST	\$ 3,602	\$ -	\$ 3,255	\$ -
48802-INTEREST INCOME	\$ 2,732	\$ 500	\$ 2,612	\$ 500
49001-TRANSFER FROM GENERAL FUND	\$ -	\$ -	\$ -	\$ -
49003-TRANSFER FROM DRUG SEIZURE	\$ -	\$ -	\$ -	\$ -
TOTAL REVENUES	\$ 7,257	\$ 20,500	\$ 5,866	\$ 20,500
EXPENDITURES				
51030-OVERTIME PAY	\$ 4,334			
52620-CRIMINAL INVESTIGATIONS	\$ 2,004	\$ 12,000	\$ 4,985	\$ 12,000
52660-OFFICE SUPPLIES	\$ 1,130	\$ 150	\$ -	\$ 150
52780-MISC. MATERIALS & SUPPL	\$ 6,218	\$ 15,000	\$ 6,435	\$ 15,000
53680-PROFESSIONAL FEES	\$ 2,494	\$ -	\$ -	\$ -
53700-EQUIPMENT RENTAL	\$ 1,407	\$ 1,000	\$ -	\$ 1,000
54300-TRAINING & PERSONNEL	\$ -	\$ 1,000	\$ -	\$ 1,000
55150-MISCELLANEOUS EQUIPMENT	\$ 35,000	\$ -	\$ -	\$ -
TOTAL EXPENDITURES	\$ 52,587	\$ 29,150	\$ 11,420	\$ 29,150
EXCESS OF REVENUES OVER(UNDER) EXPENDITURES	\$ (45,330)	\$ (8,650)	\$ (5,553)	\$ (8,650)
FUND BALANCE-BEGINNING OF YEAR	\$ 161,796	\$ 116,466	\$ 116,466	\$ 110,913
FUND BALANCE-END OF YEAR	\$ 116,466	\$ 107,816	\$ 110,913	\$ 102,263

CAPITAL RECOVERY FUND - WATER ZONE 1 - 208	2023 Actual	2024 Revised Budget	FY24 YEAR END PROJECTIONS	FY25 PROPOSED BUDGET
REVENUE				
42801-CAPITAL RECOVERY FEE	\$ 4,334	\$ -	\$ 70,800	\$ -
48205-NET CHANGE IN FV INVEST	\$ 2,004	\$ -	\$ 1,784	\$ -
48802-INTEREST INCOME	\$ 1,130	\$ -	\$ 515	\$ -
TOTAL REVENUES	\$ 7,468	\$ -	\$ 73,099	\$ -
EXPENDITURES				
53684-ENGINEERING FEES	\$ -	\$ -	\$ -	\$ -
TOTAL EXPENDITURES	\$ -	\$ -	\$ -	\$ -
EXCESS OF REVENUES OVER(UNDER) EXPENDITURES	\$ 7,468	\$ -	\$ 73,099	\$ -
FUND BALANCE-BEGINNING OF YEAR	\$ 88,572	\$ 96,040	\$ 96,040	\$ 169,139
FUND BALANCE-END OF YEAR	\$ 96,040	\$ 96,040	\$ 169,139	\$ 169,139

CAPITAL RECOVERY FUND - SEWER ZONE 1 - 209	2023 Actual	2024 Revised Budget	FY24 YEAR END PROJECTIONS	FY25 PROPOSED BUDGET
REVENUE				
42801-CAPITAL RECOVERY FEE	\$ 6,218	\$ -	\$ 96,145	\$ -
48205-NET CHANGE IN FV INVEST	\$ 2,494	\$ -	\$ 2,220	\$ -
48802-INTEREST INCOME	\$ 1,407	\$ -	\$ 693	\$ -
TOTAL REVENUES	\$ 10,119	\$ -	\$ 99,059	\$ -
EXPENDITURES				
53684-ENGINEERING FEES	\$ -	\$ -	\$ -	\$ -
TOTAL EXPENDITURES	\$ -	\$ -	\$ -	\$ -
EXCESS OF REVENUES OVER(UNDER) EXPENDITURES	\$ 10,119	\$ -	\$ 99,059	\$ -
FUND BALANCE-BEGINNING OF YEAR	\$ 109,274	\$ 119,393	\$ 119,393	\$ 218,452
FUND BALANCE-END OF YEAR	\$ 119,393	\$ 119,393	\$ 218,452	\$ 218,452

COMMISSIONERS' COMMUNITY GRANT FUND - 220	2023 Actual	2024 Revised Budget	FY24 YEAR END PROJECTIONS	FY25 PROPOSED BUDGET
REVENUE				
49036-TRANSFER FROM DIKE FUND	\$ 35,000	\$ 35,000	\$ -	\$ -
TOTAL REVENUES	\$ 35,000	\$ 35,000	\$ -	\$ -
EXPENDITURES				
54901-GRANTS	\$ 19,000	\$ 35,000	\$ 18,200	\$ -
TOTAL EXPENDITURES	\$ 19,000	\$ 35,000	\$ 18,200	\$ -
EXCESS OF REVENUES OVER(UNDER) EXPENDITURES	\$ 16,000	\$ -	\$ (18,200)	\$ -
FUND BALANCE-BEGINNING OF YEAR	\$ -	\$ 16,000	\$ 16,000	\$ (2,200)
FUND BALANCE-END OF YEAR	\$ 16,000	\$ 16,000	\$ (2,200)	\$ (2,200)

CABLE PUBLIC EDU GOV'T CHANNEL FUND - 230	2023 Actual	2024 Revised Budget	FY24 YEAR END PROJECTIONS	FY25 PROPOSED BUDGET
REVENUE				
42204-COMCAST FRANCHISE FEE	\$ 94,340	\$ 100,000	\$ 43,153	\$ 100,000
48205-NET CHANGE IN FV INVEST	\$ 6,724	\$ -	\$ 5,986	\$ -
48802-INTEREST INCOME	\$ 3,794	\$ -	\$ 3,771	\$ -
49001-TRANSFER FROM GENERAL FUND	\$ -	\$ -	\$ -	\$ -
TOTAL REVENUES	\$ 104,858	\$ 100,000	\$ 52,910	\$ 100,000
EXPENDITURES				
52760-COMPUTER SUPPLIES	\$ -	\$ -	\$ -	\$ -
52780-MISC. MATERIALS & SUPPL	\$ 59,050	\$ 100,000	\$ 93,480	\$ 100,000
TOTAL EXPENDITURES	\$ 59,050	\$ 100,000	\$ 93,480	\$ 100,000
EXCESS OF REVENUES OVER(UNDER) EXPENDITURES	\$ 45,808	\$ -	\$ (40,569)	\$ -
FUND BALANCE-BEGINNING OF YEAR	\$ 317,387	\$ 363,195	\$ 363,195	\$ 322,626
FUND BALANCE-END OF YEAR	\$ 363,195	\$ 363,195	\$ 322,626	\$ 322,626

SOUTHEAST TEXAS HOUSING (SETH) GRANT FUND - 229	2023 Actual	2024 Revised Budget	FY24 YEAR END PROJECTIONS	FY25 PROPOSED BUDGET
REVENUE				
44009-GRANT REVENUE	\$ 60,000	\$ -	\$ -	\$ -
TOTAL REVENUES	\$ 60,000	\$ -	\$ -	\$ -
EXPENDITURES				
52300-MEDICAL SUPPLIES	\$ -	\$ -	\$ -	\$ -
52780-MISC. MATERIALS & SUPPL	\$ -	\$ -	\$ -	\$ -
53950-HOUSING & COMMERCIAL REHAB	\$ 25,000	\$ 25,000	\$ 17,712	\$ -
55150-MISCELLANEOUS EQUIPMENT	\$ 9,461	\$ -	\$ -	\$ -
TOTAL EXPENDITURES	\$ 34,461	\$ 25,000	\$ 17,712	\$ -
EXCESS OF REVENUES OVER(UNDER) EXPENDITURES	\$ 25,539	\$ (25,000)	\$ (17,712)	\$ -
FUND BALANCE-BEGINNING OF YEAR	\$ -	\$ 25,539	\$ 25,539	\$ 7,827
FUND BALANCE-END OF YEAR	\$ 25,539	\$ 539	\$ 7,827	\$ 7,827

MUNICIPAL COURT EFFICIENCY FUND - 235	2023 Actual	2024 Revised Budget	FY24 YEAR END PROJECTIONS	FY25 PROPOSED BUDGET
REVENUE				
46004-MUNICIPAL CT EFFICIENCY FEES	\$ 15,794	\$ 12,500	\$ 9,572	\$ 12,500
48205-NET CHANGE IN FV INVEST	\$ 3,733	\$ -	\$ 3,324	\$ -
48802-INTEREST INCOME	\$ 2,860	\$ 1,000	\$ 1,977	\$ 1,000
TOTAL REVENUES	\$ 22,387	\$ 13,500	\$ 14,872	\$ 13,500
EXPENDITURES				
52660-OFFICE SUPPLIES	\$ -	\$ -	\$ -	\$ -
53680-PROFESSIONAL FEES	\$ 211	\$ -	\$ -	\$ -
53760-TRAVEL	\$ 740	\$ 1,000	\$ -	\$ 1,000
53780-PUBLICATIONS & LEGAL	\$ -	\$ 225	\$ (30)	\$ 225
54300-TRAINING & PERSONNEL	\$ 3,339	\$ 4,000	\$ 1,623	\$ 4,000
55010-LAND & BUILDING IMPROVEMENTS	\$ -	\$ -	\$ 55,579	\$ -
55030-OFFICE EQUIPMENT	\$ -	\$ 5,000	\$ -	\$ 5,000
TOTAL EXPENDITURES	\$ 4,290	\$ 10,225	\$ 57,172	\$ 10,225
EXCESS OF REVENUES OVER(UNDER) EXPENDITURES	\$ 18,097	\$ 3,275	\$ (42,299)	\$ 3,275
FUND BALANCE-BEGINNING OF YEAR	\$ 164,574	\$ 182,671	\$ 182,671	\$ 140,372
FUND BALANCE-END OF YEAR	\$ 182,671	\$ 185,946	\$ 140,372	\$ 143,647

MUNICIPAL COURT TRUANCY FUND -239	2023 Actual	2024 Revised Budget	FY24 YEAR END PROJECTIONS	FY25 PROPOSED BUDGET
REVENUE				
46005-MUNICIPAL CT TRUANCY PREVENT	\$ 44,705	\$ 55,000	\$ 26,950	\$ 27,000
48205-NET CHANGE IN FV INVEST	\$ 1,667	\$ -	\$ 1,484	\$ -
48802-INTEREST INCOME	\$ 1,504	\$ 1,000	\$ 255	\$ 300
TOTAL REVENUES	\$ 47,877	\$ 56,000	\$ 28,690	\$ 27,300
EXPENDITURES				
53680-PROFESSIONAL FEES	\$ 4,780	\$ 1,500	\$ -	\$ 1,500
TOTAL EXPENDITURES	\$ 4,780	\$ 1,500	\$ -	\$ 1,500
EXCESS OF REVENUES OVER(UNDER) EXPENDITURES	\$ 43,097	\$ 54,500	\$ 28,690	\$ 25,800
FUND BALANCE-BEGINNING OF YEAR	\$ 123,087	\$ 166,184	\$ 166,184	\$ 194,874
FUND BALANCE-END OF YEAR	\$ 166,184	\$ 220,684	\$ 194,874	\$ 220,674

LEOSE GRANT FUND - 240	2023 Actual	2024 AMENDED BUDGET	FY24 YEAR END PROJECTIONS	FY25 PROPOSED BUDGET
REVENUE				
44009-GRANT REVENUES	\$ 4,780	\$ 12,189	\$ 12,189	\$ 5,000
TOTAL REVENUES	\$ 4,780	\$ 12,189	\$ 12,189	\$ 5,000
EXPENDITURES				
54300-TRAINING & PERSONNEL	\$ 5,000	\$ 12,189	\$ 9,768	\$ 5,000
TOTAL EXPENDITURES	\$ 5,000	\$ 12,189	\$ 9,768	\$ 5,000
EXCESS OF REVENUES OVER(UNDER) EXPENDITURES	\$ (220)	\$ -	\$ 2,421	\$ -
FUND BALANCE-BEGINNING OF YEAR	\$ 5,496	\$ 5,276	\$ 5,276	\$ 7,697
FUND BALANCE-END OF YEAR	\$ 5,276	\$ 5,276	\$ 7,697	\$ 7,697

MUNICIPAL COURT JUROR FUND -241	2023 Actual	2024 Revised Budget	FY24 YEAR END PROJECTIONS	FY25 PROPOSED BUDGET
REVENUE				
46005-MUNICIPAL CT TRUANCY PREVENT	\$ 894	\$ 2,000	\$ 539	\$ 500
48205-NET CHANGE IN FV INVEST	\$ 33	\$ -	\$ 30	\$ -
48802-INTEREST INCOME	\$ 30	\$ 50	\$ 77	\$ 50
TOTAL REVENUES	\$ 957	\$ 2,050	\$ 646	\$ 550
EXPENDITURES				
53680-PROFESSIONAL FEES	\$ 3	\$ 2,000	\$ -	\$ 550
TOTAL EXPENDITURES	\$ 3	\$ 2,000	\$ -	\$ 550
EXCESS OF REVENUES OVER(UNDER) EXPENDITURES	\$ 954	\$ 50	\$ 646	\$ -
FUND BALANCE-BEGINNING OF YEAR	\$ 2,458	\$ 3,412	\$ 3,412	\$ 4,058
FUND BALANCE-END OF YEAR	\$ 3,412	\$ 3,462	\$ 4,058	\$ 4,058

CDBG DISASTER RECOVERY MITIGATION FUND - 242	2023 Actual	2024 Revised Budget	FY24 YEAR END	FY25 PROPOSED BUDGET
REVENUE				
44009-GRANT REVENUE	\$ 568,189	\$ 13,886,916	\$ 435,381	\$ 13,336,916
49001-TRANSFER FROM GENERAL FUND	\$ -	\$ -	\$ -	\$ -
TOTAL REVENUES	\$ 568,189	\$ 13,886,916	\$ 435,381	\$ 13,336,916

EXPENDITURES				
53680-PROFESSIONAL FEES	\$ -	\$ 2,000	\$ 45,904	\$ 2,000
55350-RAINWATER PUMP IMPROVEMENTS	\$ 64,813	\$ 1,791,808	\$ 50,815	\$ 1,791,808
55550-STREET & DRAINAGE IMPROV	\$ 503,375	\$ 9,527,558	\$ 452,560	\$ 1,699,533
TOTAL EXPENDITURES	\$ 568,189	\$ 11,321,366	\$ 549,279	\$ 3,493,341

EXCESS OF REVENUES OVER(UNDER) EXPENDITURES	\$ -	\$ 2,565,550	\$ (113,898)	\$ 9,843,575
--	-------------	---------------------	---------------------	---------------------

FUND BALANCE-BEGINNING OF YEAR	\$ 151,166	\$ 151,166	\$ 151,166	\$ 37,268
FUND BALANCE-END OF YEAR	\$ 151,166	\$ 2,716,716	\$ 37,268	\$ 9,880,843

CDBG DISASTER RECOVERY MITIGATION FUND - 242	2023 Actual	2024 Revised Budget	FY24 YEAR END PROJECTIONS	FY25 PROPOSED BUDGET
REVENUE				
44009-GRANT REVENUE	\$ 568,189	\$ 13,886,916	\$ 435,381	\$ 13,336,916
49001-TRANSFER FROM GENERAL FUND	\$ -	\$ -	\$ -	\$ -
TOTAL REVENUES	\$ 568,189	\$ 13,886,916	\$ 435,381	\$ 13,336,916
EXPENDITURES				
53680-PROFESSIONAL FEES	\$ -	\$ 2,000	\$ 45,904	\$ 2,000
55350-RAINWATER PUMP IMPROVEMENTS	\$ 64,813	\$ 1,791,808	\$ 50,815	\$ 1,791,808
55550-STREET & DRAINAGE IMPROV	\$ 503,375	\$ 9,527,558	\$ 452,560	\$ 1,699,533
TOTAL EXPENDITURES	\$ 568,189	\$ 11,321,366	\$ 549,279	\$ 3,493,341
EXCESS OF REVENUES OVER(UNDER) EXPENDITURES	\$ -	\$ 2,565,550	\$ (113,898)	\$ 9,843,575
FUND BALANCE-BEGINNING OF YEAR	\$ 151,166	\$ 151,166	\$ 151,166	\$ 37,268
FUND BALANCE-END OF YEAR	\$ 151,166	\$ 2,716,716	\$ 37,268	\$ 9,880,843

AMERICAN RESCUE PLAN ACT FUND - 243	2023 Actual	2024 Revised Budget	FY24 YEAR END PROJECTIONS	FY25 PROPOSED BUDGET
REVENUE				
44009-GRANT REVENUE	\$ 4,010,147	\$ 4,609,012	\$ 4,609,012	\$ 3,979,346
TOTAL REVENUES	\$ 4,010,147	\$ 4,609,012	\$ 4,609,012	\$ 3,979,346
EXPENDITURES				
53540-MAINTENANCE - BUILDING	\$ -	\$ 475,000	\$ 296,472	\$ 47,982
53811-RENTAL ASSISTANCE EXPENSE	\$ 33,816	\$ 24,550	\$ 23,510	\$ 1,040
53950-HOUSING & COMMERCIAL REHAB	\$ 285,221	\$ 617,524	\$ 144,045	\$ 219,457
55150-MISCELLANEOUS EQUIPMENT	\$ -	\$ -	\$ -	\$ -
55360-WASTEWATER PLANT IMPROV	\$ 30,884	\$ 753,275	\$ 165,639	\$ 162,806
55570-STORM SEWER IMPROVEMENT	\$ 3,660,226	\$ 2,738,663	\$ -	\$ 1,822,206
TOTAL EXPENDITURES	\$ 4,010,147	\$ 4,609,012	\$ 629,666	\$ 2,253,491
EXCESS OF REVENUES OVER(UNDER) EXPENDITURES				
	\$ (0)	\$ -	\$ 3,979,346	\$ 1,725,855
FUND BALANCE-BEGINNING OF YEAR	\$ -	\$ (0)	\$ (0)	\$ -
FUND BALANCE-END OF YEAR	\$ (0)	\$ (0)	\$ -	\$ 1,725,855

CDBG MITIGATION GRANT FUND - 244	2023 Actual	2024 AMENDED BUDGET	FY24 YEAR END PROJECTIONS	FY25 PROPOSED BUDGET
REVENUE				
44009-GRANT REVENUES	\$ 1,408,309	\$ 16,812,172	\$ 1,856,107	\$ 14,956,065
TOTAL REVENUES	\$ 1,408,309	\$ 16,812,172	\$ 1,856,107	\$ 14,956,065
EXPENDITURES				
55350-RAINWATER PUMP IMPROVEMENTS	\$ 624,917	\$ 7,942,387	\$ 416,760	\$ 7,942,387
55550-STREET & DRAINAGE IMPROV	\$ 783,392	\$ 8,869,786	\$ 2,600,780	\$ 5,852,244
TOTAL EXPENDITURES	\$ 1,408,309	\$ 16,812,173	\$ 3,017,540	\$ 13,794,631
EXCESS OF REVENUES OVER(UNDER) EXPENDITURES	\$ -	\$ (1)	\$ (1,161,433)	\$ 1,161,434
FUND BALANCE-BEGINNING OF YEAR	\$ -	\$ -	\$ (1)	\$ (1,161,434)
FUND BALANCE-END OF YEAR	\$ -	\$ (1)	\$ (1,161,434)	\$ (0)

CDBG MIT-MOD GRANT FUND - 245	2023 Actual		2024 AMENDED BUDGET		2024 ACTUALS		FY25 PROPOSED BUDGET	
REVENUE								
44009-GRANT REVENUES	\$	-	\$	8,012,700	\$	265,945	\$	7,326,700
TOTAL REVENUES	\$	-	\$	8,012,700	\$	265,945	\$	7,326,700
EXPENDITURES								
55010-LAND & BUILDING IMPROVEMENTS	\$	-	\$	4,228,346	\$	-	\$	4,007,242
55550-STREET & DRAINAGE IMPROV	\$	-	\$	3,784,354	\$	685,127	\$	2,900,276
TOTAL EXPENDITURES	\$	-	\$	8,012,700	\$	685,127	\$	6,907,518
EXCESS OF REVENUES OVER(UNDER) EXPENDITURES	\$	-	\$	-	\$	(419,182)	\$	419,182
FUND BALANCE-BEGINNING OF YEAR	\$	-	\$	-	\$	-	\$	(419,182)
FUND BALANCE-END OF YEAR	\$	-	\$	-	\$	(419,182)	\$	(0)

STEP-OP GRANT FUND - 253	2023 Actual	2024 AMENDED BUDGET	FY24 YEAR END PROJECTIONS	FY25 PROPOSED BUDGET
REVENUE				
44009-GRANT REVENUES	\$ (36,043)	\$ (16,943)	\$ (33,757)	\$ 16,943
TOTAL REVENUES	\$ (36,043)	\$ (16,943)	\$ (33,757)	\$ 16,943
EXPENDITURES				
51030-OVERTIME PAY	\$ -	\$ -	\$ 26,000	\$ 16,943
TOTAL EXPENDITURES	\$ -	\$ -	\$ 26,000	\$ 16,943
EXCESS OF REVENUES OVER(UNDER) EXPENDITURES	\$ (36,043)	\$ (16,943)	\$ (59,757)	\$ -
FUND BALANCE-BEGINNING OF YEAR	\$ 7,833	\$ (28,210)	\$ (45,153)	\$ (104,910)
FUND BALANCE-END OF YEAR	\$ (28,210)	\$ (45,153)	\$ (104,910)	\$ (104,910)

CAPITAL RECOVERY FUND - WATER ZONE 2 - 255	2023 Actual	2024 Revised Budget	FY24 YEAR END PROJECTIONS	FY25 PROPOSED BUDGET
REVENUE				
42801-CAPITAL RECOVERY FEE	\$ 1,185,834	\$ 2,300,000	\$ 2,139,023	\$ 2,200,000
48205-NET CHANGE IN FV INVEST	\$ 145,436	\$ -	\$ 129,469	\$ -
48802-INTEREST INCOME	\$ 82,047	\$ -	\$ 4	\$ -
TOTAL REVENUES	\$ 1,413,317	\$ 2,300,000	\$ 2,268,497	\$ 2,200,000
EXPENDITURES				
55560 -WATER TANK IMPROVEMENTS	\$ -	\$ 1,928,251	\$ 556,105	\$ 1,100,000
55690 -WATER LINE IMPROVEMENTS	\$ -	\$ 5,197,539	\$ 437,855	\$ 1,100,000
TOTAL EXPENDITURES	\$ -	\$ 7,125,790	\$ 993,960	\$ 2,200,000
EXCESS OF REVENUES OVER(UNDER) EXPENDITURES	\$ 1,413,317	\$ (4,825,790)	\$ 1,274,537	\$ -
FUND BALANCE-BEGINNING OF YEAR	\$ 6,952,293	\$ 8,365,610	\$ 8,365,610	\$ 9,640,147
FUND BALANCE-END OF YEAR	\$ 8,365,610	\$ 3,539,820	\$ 9,640,147	\$ 9,640,147

CAPITAL RECOVERY FUND - SEWER ZONE 2 - 256	2023 Actual	2024 Revised Budget	FY24 YEAR END PROJECTIONS	FY25 PROPOSED BUDGET
REVENUE				
42801 -CAPITAL RECOVERY FEE	\$ 1,620,351	\$ 2,500,000	\$ 2,924,147	\$ 2,500,000
48205 -NET CHANGE IN FV INVEST	\$ 164,996	\$ -	\$ 146,883	\$ -
48353 -CONTRIB FROM LAGO MAR DEVELOP	\$ -	\$ 1,225,108	\$ -	\$ -
48802 -INTEREST INCOME	\$ 93,083	\$ -	\$ 59,250	
TOTAL REVENUES	\$ 1,878,430	\$ 3,725,108	\$ 3,130,280	\$ 2,500,000
EXPENDITURES				
55680 -SEWER LINE IMPROVEMENTS	\$ -	\$ 10,050,218	\$ 1,277,469	\$ 5,641,887
55681 -LAGO MAR EAST CONSTRUCTION FUN	\$ -	\$ 1,225,108	\$ 201,475	\$ 1,023,632
55685 -SEWER LIFT STATION IMPR	\$ 512	\$ 860,517	\$ 839	\$ -
TOTAL EXPENDITURES	\$ 512	\$ 12,135,843	\$ 1,479,784	\$ 6,665,519
EXCESS OF REVENUES OVER(UNDER) EXPENDITURES	\$ 1,877,918	\$ (8,410,735)	\$ 1,650,496	\$ (4,165,519)
FUND BALANCE-BEGINNING OF YEAR	\$ 8,436,957	\$ 10,314,875	\$ 10,314,875	\$ 11,965,371
FUND BALANCE-END OF YEAR	\$ 10,314,875	\$ 1,904,140	\$ 11,965,371	\$ 7,799,852

REVENUES & EXPENDITURES BY ACCOUNT

REVENUES & EXPENDITURES	2023 Actual	2024 Revised Budget	FY24 YEAR END PROJECTIONS	FY25 PROPOSED BUDGET
OTHER REVENUES				
48105-DIKE INCOME	\$ 1,147,664	\$ 1,300,000	\$ 485,044	\$ 1,300,000
48117-RENT INCOME-TX CITY DIKE	\$ 9,000	\$ 3,500	\$ -	\$ 3,500
48205-NET CHANGE IN FV INVEST	\$ 129,842	\$ -	\$ 115,588	\$ -
48350-CONTRIBUTIONS	\$ -	\$ -	\$ -	\$ -
48801-MISCELLANEOUS INCOME	\$ -	\$ -	\$ -	\$ -
48802-INTEREST INCOME	\$ 73,250	\$ -	\$ 67,624	\$ -
48815-CREDIT CARD PROCESSING	\$ -	\$ -	\$ -	\$ -
48850-INSURANCE/SETTLEMENT PROCEEDS	\$ -	\$ -	\$ -	\$ -
OTHER REVENUES Total	\$ 1,359,757	\$ 1,303,500	\$ 668,256	\$ 1,303,500
INTERGOVERNMENTAL REVENUES				
44009-GRANT REVENUE	\$ -	\$ 439,839	\$ -	\$ -
44010-GALVESTON COUNTY PROJEC	\$ -	\$ -	\$ -	\$ -
INTERGOVERNMENTAL REVENUES Total	\$ -	\$ 439,839	\$ -	\$ -
REVENUE Total	\$ 1,359,757	\$ 1,743,339	\$ 668,256	\$ 1,303,500
EXPENDITURES				
SALARIES & BENEFITS				
51010-SALARIES	\$ 10,141	\$ 30,000	\$ 14,665	\$ 30,000
51030-OVERTIME PAY	\$ 135,810	\$ 145,000	\$ 98,336	\$ 145,000
51040-LONGEVITY	\$ -	\$ -	\$ -	\$ -
51070-LIFE & DISABILITY	\$ 70	\$ 200	\$ 76	\$ 200
51080-RETIREMENT	\$ 4,647	\$ 3,500	\$ 5,091	\$ 3,500
51090-MEDICARE TAX	\$ 535	\$ 500	\$ 617	\$ 500
SALARIES & BENEFITS Total	\$ 151,203	\$ 179,200	\$ 118,785	\$ 179,200
OTHER USES				
59101-TRANSFER TO FUND 220	\$ 35,000	\$ 35,000	\$ -	\$ -
OTHER USES Total	\$ 35,000	\$ 35,000	\$ -	\$ -

REVENUES & EXPENDITURES BY ACCOUNT (CONT'D)

REVENUES & EXPENDITURES	2023 Actual	2024 Revised Budget	FY24 YEAR END PROJECTIONS	FY25 PROPOSED BUDGET
CONTRACTUAL SERVICES				
53340-MAINTENANCE - EQUIP. & TIRES	\$ 110	\$ 18,000	\$ -	\$ 18,000
53530-MAINTENANCE - PARKS & S	\$ 110,525	\$ 309,700	\$ 230,171	\$ 252,000
53570-ADVERTISING/MARKETING	\$ 17,100	\$ 40,000	\$ 7,150	\$ 10,000
53600-POSTAGE	\$ -	\$ -	\$ -	\$ -
53686-TEMPORARY PERSONNEL FEE	\$ 185,782	\$ 300,000	\$ 120,860	\$ 150,000
CONTRACTUAL SERVICES Total	\$ 313,518	\$ 667,700	\$ 358,181	\$ 430,000
MATERIALS & SUPPLIES				
52780-MISC. MATERIALS & SUPPL	\$ 78,294	\$ 300,000	\$ 82,996	\$ 150,000
MATERIALS & SUPPLIES Total	\$ 78,294	\$ 300,000	\$ 82,996	\$ 150,000
OTHER CHARGES				
54176-SPECIAL EVENT EXPENSES	\$ 17,478	\$ 100,000	\$ 12,000	\$ 20,000
54177-SPECIAL PROJECT EXPENSES	\$ -	\$ -	\$ -	\$ -
OTHER CHARGES Total	\$ 17,478	\$ 100,000	\$ 12,000	\$ 20,000
CAPITAL OUTLAY				
55010-LAND & BUILDING IMPROVEMENTS	\$ -	\$ -	\$ -	\$ -
55020-OPERATING EQUIP. & VEHICLES	\$ -	\$ -	\$ -	\$ -
55150-MISCELLANEOUS EQUIPMENT	\$ -	\$ -	\$ -	\$ -
55250-STREET IMPROVEMENTS	\$ -	\$ -	\$ -	\$ -
55650-PARK IMPROVEMENTS	\$ 76,841	\$ 1,003,280	\$ 422,209	\$ -
CAPITAL OUTLAY Total	\$ 76,841	\$ 1,003,280	\$ 422,209	\$ -
TOTAL EXPENDITURES	\$ 672,335	\$ 2,285,180	\$ 994,172	\$ 779,200
EXCESS OF REVENUES OVER(UNDER) EXPENDITURES				
	\$ 687,422	\$ (541,841)	\$ (325,916)	\$ 524,300
FUND BALANCE-BEGINNING OF YEAR	\$ 6,337,514	\$ 7,024,936	\$ 7,024,936	\$ 6,699,020
FUND BALANCE-END OF YEAR	\$ 7,024,936	\$ 6,483,095	\$ 6,699,020	\$ 7,223,320

EXPENDITURES BY DEPARTMENT

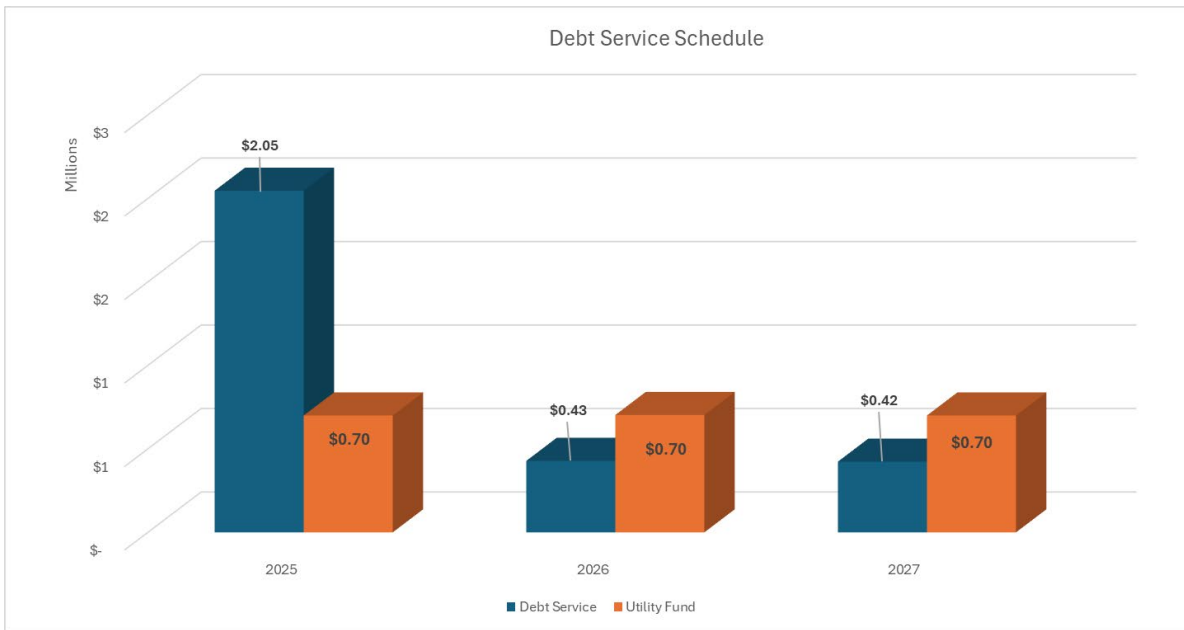
REVENUES & EXPENDITURES	2023 Actual	2024 Revised Budget	FY24 YEAR END PROJECTIONS	FY25 PROPOSED BUDGET
REVENUE Total	\$ 1,359,757	\$ 1,743,339	\$ 668,256	\$ 1,303,500
EXPENDITURES BY DEPARTMENT				
POLICE				
SALARIES & BENEFITS	\$ 108,269	\$ 115,000	\$ 69,829	\$ 115,000
POLICE Total	\$ 108,269	\$ 115,000	\$ 69,829	\$ 115,000
TC DIKE REC & TOUR				
CONTRACTUAL SERVICES	\$ 118,944	\$ 267,700	\$ 180,000	\$ 180,000
OTHER CHARGES	\$ 17,478	\$ 100,000	\$ 12,000	\$ 20,000
CAPITAL OUTLAY	\$ 72,041	\$ -	\$ -	\$ -
TC DIKE REC & TOUR Total	\$ 208,464	\$ 367,700	\$ 192,000	\$ 200,000
PW - STREET & BRIDGE				
CONTRACTUAL SERVICES	\$ 8,791	\$ 100,000	\$ 57,322	\$ 100,000
CAPITAL OUTLAY	\$ 4,800	\$ 1,003,280	\$ 422,209	\$ -
PW - STREET & BRIDGE Total	\$ 13,591	\$ 1,103,280	\$ 479,530	\$ 100,000
ADMINISTRATION				
CONTRACTUAL SERVICES	\$ -	\$ -	\$ -	\$ -
ADMINISTRATION Total	\$ -	\$ -	\$ -	\$ -
PW - SANITATION				
SALARIES & BENEFITS	\$ 42,934	\$ 64,200	\$ 48,956	\$ 64,200
CONTRACTUAL SERVICES	\$ 185,782	\$ 300,000	\$ 120,860	\$ 150,000
MATERIALS & SUPPLIES	\$ 78,294	\$ 300,000	\$ 82,996	\$ 150,000
CAPITAL OUTLAY	\$ -	\$ -	\$ -	\$ -
PW - SANITATION Total	\$ 307,011	\$ 664,200	\$ 252,813	\$ 364,200
PLANNING				
CAPITAL OUTLAY	\$ -	\$ -	\$ -	\$ -
PLANNING Total	\$ -	\$ -	\$ -	\$ -
TEXAS CITY WIDE				
OTHER USES	\$ 35,000	\$ 35,000	\$ -	\$ -
OTHER CHARGES	\$ -	\$ -	\$ -	\$ -
TEXAS CITY WIDE Total	\$ 35,000	\$ 35,000	\$ -	\$ -
TOTAL EXPENDITURES	\$ 672,335	\$ 2,285,180	\$ 994,173	\$ 779,200
EXCESS OF REVENUES OVER(UNDER) EXPENDITURES	\$ 687,422	\$ (541,841)	\$ (325,916)	\$ 524,300
FUND BALANCE-BEGINNING OF YEAR	\$ 6,337,514	\$ 7,024,936	\$ 7,024,936	\$ 6,699,020
FUND BALANCE-END OF YEAR	\$ 7,024,936	\$ 6,483,095	\$ 6,699,020	\$ 7,223,320

CDBG - COMMUNITY DEVELOPMENT FUND - 211	2023 Actual	2024 AMENDED BUDGET	FY24 YEAR END PROJECTIONS	FY25 PROPOSED BUDGET
INTERGOVERNMENTAL REVENUES				
44001-COMMUNITY DEVELOPMENT G	\$ -	\$ 374,271	\$ 135,166	\$ 374,271
INTERGOVERNMENTAL REVENUES Total	\$ -	\$ 374,271	\$ 135,166	\$ 374,271
REVENUE Total	\$ -	\$ 374,271	\$ 135,166	\$ 374,271
EXPENDITURES				
CONTRACTUAL SERVICES				
53050-ADMINISTRATION	\$ -	\$ -	\$ -	\$ -
53110-DEMOLITION	\$ -	\$ 22,500	\$ -	\$ 22,500
53520-NEIGHBORHOOD CLEAN-UP	\$ -	\$ 35,894	\$ 4,130	\$ 35,894
53680-PROFESSIONAL FEES	\$ -	\$ 40,877	\$ 47,317	\$ 40,877
53810-FIRST TIME HOMEBUYERS	\$ -	\$ 30,000	\$ -	\$ 30,000
53812-YOUTH SERVICE	\$ -	\$ 20,000	\$ -	\$ 20,000
53950-HOUSING & COMMERCIAL REHAB	\$ -	\$ 65,000	\$ 83,719	\$ 65,000
53970-CODE ENFORCEMENT	\$ -	\$ -	\$ -	\$ -
CONTRACTUAL SERVICES Total	\$ -	\$ 214,271	\$ 135,166	\$ 214,271
CAPITAL OUTLAY				
55010-LAND & BUILDING IMPROVEMENTS	\$ -	\$ 160,000	\$ -	\$ 160,000
CAPITAL OUTLAY Total	\$ -	\$ 160,000	\$ -	\$ 160,000
TOTAL EXPENDITURES	\$ -	\$ 374,271	\$ 135,166	\$ 374,271
EXCESS OF REVENUES OVER(UNDER) EXPENDITURES	\$ -	\$ -	\$ 0	\$ -
FUND BALANCE-BEGINNING OF YEAR	\$ -	\$ -	\$ -	\$ 0
FUND BALANCE-END OF YEAR	\$ -	\$ -	\$ 0	\$ 0

CDBG - COMMUNITY DEVELOPMENT FUND - 212	2023 Actual	2024 BUDGET	FY25 PROPOSED BUDGET
INTERGOVERNMENTAL REVENUES			
44001-COMMUNITY DEVELOPMENT G	\$ -	\$ -	\$ 406,014
INTERGOVERNMENTAL REVENUES Total	\$ -	\$ -	\$ 406,014
REVENUE Total	\$ -	\$ -	\$ 406,014
EXPENDITURES			
CONTRACTUAL SERVICES			
53050-ADMINISTRATION	\$ -		\$ 10,000
53110-DEMOLITION	\$ -		\$ 4,500
53520-NEIGHBORHOOD CLEAN-UP	\$ -		\$ 5,000
53680-PROFESSIONAL FEES	\$ -		\$ 88,500
53950-HOUSING REHABILITATION	\$ -		\$ 250,000
53920-HISTORICAL PRESERVATION	\$ -		\$ 16,000
54801-GRANTS	\$ -	\$ -	\$ 10,000
CONTRACTUAL SERVICES Total	\$ -	\$ -	\$ 384,000
CAPITAL OUTLAY			
55010-LAND & BUILDING IMPROVEMENTS	\$ -	\$ -	\$ 22,014
CAPITAL OUTLAY Total	\$ -	\$ -	\$ 22,014
TOTAL EXPENDITURES	\$ -	\$ -	\$ 406,014
EXCESS OF REVENUES OVER(UNDER) EXPENDITURES	\$ -	\$ -	\$ -
FUND BALANCE-BEGINNING OF YEAR	\$ -	\$ -	\$ -
FUND BALANCE-END OF YEAR	\$ -	\$ -	\$ -

INTEREST & SINKING FUND

DEBT SERVICE FUND - 301	2023 Actual	2024 Revised Budget	FY24 YEAR END PROJECTIONS	FY25 PROPOSED BUDGET
REVENUE				
GENERAL PROPERTY TAXES				
41001-CURRENT TAXES	\$ 3,461,411	\$ 6,907,896	\$ 7,658,559	\$ 2,960,707
41002-DELINQUENT TAXES	\$ 55,039	\$ 80,000	\$ 50,458	\$ 80,000
41003-PENALTY & INTEREST	\$ 34,886	\$ 25,000	\$ 35,305	\$ 25,000
GENERAL PROPERTY TAXES Total	\$ 3,551,336	\$ 7,012,896	\$ 7,744,321	\$ 3,065,707
OTHER REVENUES				
48205-NET CHANGE IN FV INVEST	\$ 54,021	\$ -	\$ 53,856	\$ -
48802-INTEREST INCOME	\$ 43,448	\$ 7,500	\$ 45,929	\$ 7,500
OTHER REVENUES Total	\$ 97,469	\$ 7,500	\$ 99,785	\$ 7,500
REVENUE Total	\$ 3,648,805	\$ 7,020,396	\$ 7,844,106	\$ 3,073,207
EXPENDITURES				
CONTRACTUAL SERVICES				
53680-PROFESSIONAL FEES	\$ 3,402	\$ -	\$ -	\$ -
CONTRACTUAL SERVICES Total	\$ 3,402	\$ -	\$ -	\$ -
DEBT SERVICE				
56128-PRINCIPAL-2012 REFUNDING	\$ 860,000	\$ 890,000	\$ 890,000	\$ 890,000
56129-PRINCIPAL-2013 CO'S	\$ 525,000	\$ 6,120,000	\$ 6,120,000	\$ -
56130-PRINCIPAL-2015 CO'S	\$ 1,005,000	\$ 1,030,000	\$ 1,030,000	\$ 1,030,000
56132-PRINCIPAL-2020 REFUNDING	\$ 315,000	\$ 330,000	\$ 429,000	\$ -
56228-INTEREST-2012 REFUNDING	\$ 55,650	\$ 29,400	\$ 21,375	\$ 29,400
56229-INTEREST-2013 CO'S	\$ 171,611	\$ 82,314	\$ 82,314	\$ 82,314
56230-INTEREST-2015 CO'S	\$ 72,750	\$ 47,250	\$ 31,350	\$ 47,250
56232-INTEREST-2020 REFUNDING	\$ 108,700	\$ 95,800	\$ 51,200	\$ -
56301-FISCAL AGENT FEES	\$ 2,000	\$ 2,000	\$ -	\$ 2,000
DEBT SERVICE Total	\$ 3,115,711	\$ 8,626,764	\$ 8,655,239	\$ 2,080,964
OTHER USES				
59001-TRANSFER TO GENERAL FUN	\$ -	\$ 493,632	\$ -	\$ 493,632
OTHER USES Total	\$ -	\$ 493,632	\$ -	\$ 493,632
TOTAL EXPENDITURES	\$ 3,119,113	\$ 9,120,396	\$ 8,655,239	\$ 2,574,596
EXCESS OF REVENUES OVER(UNDER) EXPENDI	\$ 529,692	\$ (2,100,000)	\$ (811,133)	\$ 498,611
FUND BALANCE-BEGINNING OF YEAR	\$ 2,653,839	\$ 3,183,531	\$ 3,183,531	\$ 2,372,397
FUND BALANCE-END OF YEAR	\$ 3,183,531	\$ 1,083,531	\$ 2,372,397	\$ 2,871,008



Type	Coupon	Source Funds	Series	Pmt Dt	Principal	Interest	Total Pmt	Year
GO Refunding	3.000%	Debt Service	S 2012	2/15/2025	535,000.00	8,025.00	543,025.00	FY25
Cert of Obl	3.000%	Debt Service	S 2015	2/15/2025	1,060,000.00	15,900.00	1,075,900.00	FY25
Cert of Obl	5.000%	Utility Fund	S 2018	2/15/2025	425,000.00	142,731.25	567,731.25	FY25
GO Refunding	4.000%	Debt Service	S 2020	2/15/2025	345,000.00	44,600.00	389,600.00	FY25
Cert of Obl	5.000%	Utility Fund	S 2018	8/15/2025	-	132,106.25	132,106.25	FY25
GO Refunding	4.000%	Debt Service	S 2020	8/15/2025	-	37,700.00	37,700.00	FY25

CAPITAL FUNDS

CONSTRUCTION FUND -401	2023 Actual	2024 Revised Budget	FY24 YEAR END PROJECTIONS	FY25 PROPOSED BUDGET
REVENUE				
42850-PAVING ASSESSMENTS	\$ -	\$ -	\$ -	\$ -
48205-NET CHANGE IN FV INVEST	\$ 184,302	\$ 85,407	\$ 112,192	\$ 85,407
48802-INTEREST INCOME	\$ 95,506	\$ 50,000	\$ 184	\$ 200
49008-TRANSFER FROM CONSTRUCT	\$ -	\$ -	\$ -	\$ -
49020-TRANSFER FROM E.D.C.	\$ -	\$ -	\$ -	\$ -
REVENUE Total	\$ 279,808	\$ 135,407	\$ 112,377	\$ 85,607
TRANFERS				
49001-TRANSFER FROM GENERAL FUND	\$ 3,846,244	\$ -	\$ -	\$ -
TRANFERS Total	\$ 3,846,244	\$ 3,846,244	\$ -	\$ -
TOTAL REVENUES	\$ 4,126,052	\$ 3,981,651	\$ 112,377	\$ 85,607
EXPENDITURES				
55010-LAND & BUILDING IMPROVEMENTS	\$ 10,040,441	\$ -	\$ 1,033,320	\$ -
55050-PHYSICAL PLANT IMPROVEMENTS	\$ -	\$ -	\$ -	\$ -
55250-STREET IMPROVEMENTS	\$ 327,668	\$ -	\$ -	\$ -
59008-TRANSFER TO CONSTRUCTIO	\$ -	\$ -	\$ -	\$ -
TOTAL EXPENDITURES	\$ 10,368,109	\$ -	\$ 1,033,320	\$ -
EXCESS OF REVENUES OVER(UNDER) EXPENI	\$ (6,242,057)	\$ 3,981,651	\$ (920,944)	\$ 85,607
FUND BALANCE-BEGINNING OF YEAR	\$ 7,103,879	\$ 861,822	\$ 861,822	\$ (59,122)
FUND BALANCE-END OF YEAR	\$ 861,822	\$ 4,843,473	\$ (59,122)	\$ 26,485

ENTERPRISE FUND

FUND: WATER & SEWER REVENUE				
DEPARTMENT: WATER, WATER DISTRIBUTION, SEWER, WASTEWATER TREATMENT & LIFT STATIONS				
SERVICE STATEMENT				
The Enterprise Funds account for the financing of services to the general public in which all or most of the costs involved are paid in the form of charges by the users of such services. The City of Texas City's enterprise funds are used to account for the operation of the public utility system. The public utility system operates under the Public Works Department and finances the City owned water and sewer systems. The public utility system is accounted for with one funds: Utility Revenue Fund. The mission of the Utilities Department is to provide adequate water and sewer services and to preserve the public health and protection of property. The Utilities Department is committed to manage the utilities in a prudent and just manner. To achieve this goal, quality performance in carrying out its responsibilities must not be overlooked.				
Personnel Summary	Actual 2021-22	Actual 2022-23	Actual 2023-24	Actual 2024-25
Director of Utilities	1	1	1	1
Utilities Secretary #	1	1	1	1
Utility Customer Service Supervisor	1	1	1	1
Senior Utility Billing Clerk	1	1	1	1
Utility Billing Clerk I	1	1	1	1
Utility Customer Service Repr *	1	1	2	2
Meter Reader **	1	0	0	0
Part time meter reader***	3	0	0	0
Water - Customer Svc Utilty Worker **	1	2	2	2
Water - Distribution Operations Superintendent	1	1	1	1
Water - Distr Operator	5	5	5	5
Water - Distr System Specialist	1	1	1	1
Water - Distr Chief Operator ##	0	0	0	0
Water - Distr Sr. Maint Tech ##	0	0	0	0
Water - Distr Utility Worker###	0	0	0	2
Water - Maintenance Supervisor	1	1	1	1
Water - Maint Crew Leader	2	2	2	2
Water - Maint Utilty Worker****	8	8	10	10
Water - Drafstperson	1	1	1	1
Wastewater - Collection Maintenance Supervisor	1	1	1	1
WW - Coll Crew Leader	4	4	4	4
WW - Coll Combination Unit Operator	1	1	1	1
WW- Coll Utility Worker	6	6	6	6
Wastewater Treatment Plant Superintendent	1	1	1	1
WWTP - Chief Operator	1	1	1	1
WWTP - Operator	7	7	7	7
WWTP - Sr. Maint Tech	1	1	1	1
WWTP - Maint Tech*****	2	2	4	4
TOTAL	54	51	56	58

UTILITY FUND (WATER/SEWER)- 501	FY23 ACTUAL	FY24 AMENDED BUDGET	FY24 YEAR END PROJECTIONS	FY25 PROPOSED BUDGET
REVENUE				
CHARGES FOR SERVICES	\$ 24,290,725	\$ 22,757,000	\$ 17,821,050	\$ 23,574,285
OTHER REVENUES	\$ 130,799	\$ 14,000	\$ 165,112	\$ 14,000
REVENUE Total	\$ 24,421,524	\$ 22,771,000	\$ 17,986,161	\$ 23,588,285
EXPENSES				
SALARIES & BENEFITS	\$ 4,210,381	\$ 4,954,892	\$ 4,440,948	\$ 4,987,126
CONTRACTUAL SERVICES	\$ 3,788,667	\$ 4,476,943	\$ 3,803,019	\$ 4,266,343
MATERIALS & SUPPLIES	\$ 5,367,810	\$ 6,669,065	\$ 6,714,870	\$ 8,079,050
OTHER CHARGES	\$ 4,600,351	\$ 4,705,000	\$ 7,547	\$ 64,000
CAPITAL OUTLAY	\$ 0	\$ 10,995,480	\$ 12,044,176	\$ 5,203,000
DEBT SERVICE	\$ 306,995	\$ 296,338	\$ 728,333	\$ 699,838
TOTAL EXPENSES	\$ 18,274,203	\$ 32,097,718	\$ 27,738,893	\$ 23,299,357
	\$ 6,147,321	\$ (9,326,718)	\$ (9,752,732)	\$ 288,928
RETAINED EARNINGS-BEGINNING OF YEAR	\$ 48,991,543	\$ 55,138,864	\$ 55,138,864	\$ 48,183,233
RETAINED EARINGS-END OF YEAR	\$ 55,138,864	\$ 48,847,876	\$ 48,183,233	\$ 48,472,161

UTILITY FUND - 501	FY23 ACTUAL	FY24 AMENDED BUDGET	FY24 YEAR END PROJECTIONS	FY25 PROPOSED BUDGET
REVENUE				
CHARGES FOR SERVICES	\$ 24,290,725	\$ 22,757,000	\$ 17,821,050	\$ 23,574,285
OTHER REVENUES	\$ 130,799	\$ 14,000	\$ 165,112	\$ 14,000
REVENUE Total	\$ 24,421,524	\$ 22,771,000	\$ 17,986,161	\$ 23,588,285
EXPENSES				
UTILITY_WATER				
SALARIES & BENEFITS	\$ 939,640	\$ 1,005,194	\$ 776,405	\$ 1,011,055
CONTRACTUAL SERVICES	\$ 841,615	\$ 867,410	\$ 880,870	\$ 607,410
MATERIALS & SUPPLIES	\$ 4,461,759	\$ 5,503,800	\$ 5,415,638	\$ 6,757,800
OTHER CHARGES	\$ 8,468	\$ 35,500	\$ (6,609)	\$ 45,500
UTILITY_WATER Total	\$ 6,251,481	\$ 7,411,904	\$ 7,066,303	\$ 8,421,765
UTILITY_WW TREAT				
SALARIES & BENEFITS	\$ 609,967	\$ 942,636	\$ 738,598	\$ 948,741
CONTRACTUAL SERVICES	\$ 100,914	\$ 173,336	\$ 120,141	\$ 173,336
MATERIALS & SUPPLIES	\$ 114,012	\$ 165,000	\$ 134,265	\$ 165,000
OTHER CHARGES	\$ 4,300	\$ 5,000	\$ 4,335	\$ 4,500
CAPITAL OUTLAY	\$ -	\$ 2,510,000	\$ 3,570,977	\$ 1,500,000
UTILITY_WW TREAT Total	\$ 829,192	\$ 3,795,972	\$ 4,568,315	\$ 2,791,577
UTILITY_SEWER				
SALARIES & BENEFITS	\$ 1,132,208	\$ 1,299,916	\$ 1,268,195	\$ 1,309,440
CONTRACTUAL SERVICES	\$ 1,577,933	\$ 1,673,639	\$ 1,574,354	\$ 1,673,639
MATERIALS & SUPPLIES	\$ 614,212	\$ 782,515	\$ 914,664	\$ 883,500
OTHER CHARGES	\$ 5,246	\$ 8,000	\$ 3,423	\$ 8,000
CAPITAL OUTLAY	\$ 0	\$ 626,250	\$ 386,034	\$ 1,343,000
UTILITY_SEWER Total	\$ 3,329,599	\$ 4,390,320	\$ 4,146,669	\$ 5,217,579
UTILITY_WTR DIST				
SALARIES & BENEFITS	\$ 1,528,566	\$ 1,707,146	\$ 1,657,751	\$ 1,717,891
CONTRACTUAL SERVICES	\$ 633,303	\$ 886,558	\$ 519,478	\$ 885,958
MATERIALS & SUPPLIES	\$ 160,694	\$ 194,450	\$ 234,123	\$ 249,450
OTHER CHARGES	\$ 5,342	\$ 6,500	\$ 6,399	\$ 6,000
CAPITAL OUTLAY	\$ -	\$ 4,823,500	\$ 5,290,065	\$ 2,360,000
UTILITY_WTR DIST Total	\$ 2,327,906	\$ 7,618,154	\$ 7,707,815	\$ 5,219,299
UTILITY LIFT STA				
CONTRACTUAL SERVICES	\$ 634,902	\$ 876,000	\$ 708,176	\$ 926,000
MATERIALS & SUPPLIES	\$ 17,133	\$ 23,300	\$ 16,180	\$ 23,300
UTILITY LIFT STA Total	\$ 652,035	\$ 899,300	\$ 724,357	\$ 949,300
TOTAL OPER EXPENSES	\$ 13,390,214	\$ 24,115,650	\$ 24,213,459	\$ 22,599,519
NON-OPERATING EXPENSES				
OTHER CHARGES	\$ 4,576,995	\$ 4,650,000	\$ -	\$ -
DEBT SERVICES	\$ 306,995	\$ 296,338	\$ 728,333	\$ 699,838
TOTAL NON-OPERATING EXPENSES	\$ 4,883,990	\$ 4,946,338	\$ 728,333	\$ 699,838
TOTAL EXPENSES	\$ 18,274,203	\$ 29,061,988	\$ 24,941,792	\$ 23,299,357
EXCESS OF REVENUES OVER(UNDER) EXPENSES	\$ 6,147,321	\$ (6,290,988)	\$ (6,955,630)	\$ 288,928
RETAINED EARNINGS-BEGINNING OF YEAR	\$ 48,991,543	\$ 55,138,864	\$ 55,138,864	\$ 48,183,233
RETAINED EARNINGS-END OF YEAR	\$ 55,138,864	\$ 48,847,876	\$ 48,183,233	\$ 48,472,161

INTERNAL SERVICES FUND

INTERNAL SERVICE FUNDS
GROUP INSURANCE FUND – 601

CITY OF TEXAS CITY, TEXAS
FY2024 -25 PROPOSED BUDGET

GROUP INSURANCE FUND - 601	2023 Actual	2024 Revised Budget	FY24 YEAR END PROJECTIONS	FY25 PROPOSED BUDGET
REVENUES				
45101-EMPLOYEES' CONTRIBUTION	\$ 1,756,471	\$ 1,900,000	\$ 1,676,649	\$ 1,900,000
45102-CITY'S CONTRIBUTION	\$ 5,526,229	\$ 6,000,000	\$ 5,199,495	\$ 6,000,000
48205-NET CHANGE IN FV INVEST	\$ 8,361	\$ -	\$ 7,443	\$ -
48802-INTEREST INCOME	\$ 4,717	\$ -	\$ 14,805	\$ -
TOTAL REVENUES	\$ 7,295,777	\$ 7,900,000	\$ 6,898,392	\$ 7,900,000
EXPENDITURES				
51060-HOLIDAY PAY	\$ -	\$ -	\$ -	\$ -
51600-HEALTH BENEFITS PAID	\$ 5,181,788	\$ 5,500,000	\$ 5,252,590	\$ 5,500,000
53060-EXPENSE - ADMINISTRATIVE	\$ 2,229,605	\$ 2,100,000	\$ 1,500,539	\$ 2,100,000
53600-POSTAGE	\$ -	\$ -	\$ -	\$ -
TOTAL EXPENDITURES	\$ 7,411,392	\$ 7,600,000	\$ 6,753,129	\$ 7,600,000
EXCESS OF REVENUES OVER(UNDER) EXPEI	\$ (115,615)	\$ 300,000	\$ 145,263	\$ 300,000
FUND BALANCE-BEGINNING OF YEAR	\$ 1,204,949	\$ 1,089,334	\$ 1,089,334	\$ 1,234,597
FUND BALANCE-END OF YEAR	\$ 1,089,334	\$ 1,389,334	\$ 1,234,597	\$ 1,534,597

INTERNAL SERVICE FUNDS
CAPITAL EQUIPMENT AND RENOVATIONS FUND – 602

CITY OF TEXAS CITY, TEXAS
024 -25 PROPOSED BUDGET

CAPITAL EQUIPMENT & RENOVATIONS FUND - 602	2023 Actual	2024 Revised Budget	FY24 YEAR END PROJECTIONS	FY25 PROPOSED BUDGET
REVENUES				
48205-NET CHANGE IN FV INVEST	\$ 35,180	\$ -	\$ 71,758	\$ -
48220-GAIN/(LOSS) SALE OF FIXED ASSE	\$ 110,616	\$ 50,000	\$ -	\$ -
48802-INTEREST INCOME	\$ 66,391	\$ 15,000	\$ 3,727	\$ -
48850-INSURANCE/SETTLEMENT PROCEEDS	\$ 23,318	\$ -	\$ -	\$ -
TOTAL REVENUES	\$ 235,505	\$ 65,000	\$ 75,485	\$ -
EXPENDITURES				
53680-PROFESSIONAL FEES	\$ 11,037	\$ -	\$ -	\$ -
54700-DEPRECIATON EXPENSE	\$ 2,011,786	\$ 1,950,000	\$ -	\$ -
55010-LAND & BUILDING IMPROVEMENTS	\$ -	\$ 27,000	\$ 35,100	\$ 1,287,480
55020-OPERATING EQUIP. & VEHICLES	\$ 86,735	\$ 1,553,856	\$ 2,042,134	\$ 2,434,643
55030-OFFICE EQUIPMENT	\$ -	\$ -	\$ -	\$ -
55150-MISCELLANEOUS EQUIPMENT	\$ (173,470)	\$ 934,024	\$ 1,233,300	\$ 405,000
55350-RAINWATER PUMP IMPROVEMENTS	\$ -	\$ 50,000	\$ 479,495	\$ 805,908
55550-STREET & DRAINAGE IMPROV	\$ -	\$ 325,000	\$ 61,589	\$ 325,000
55650-PARK IMPROVEMENTS	\$ -	\$ -	\$ -	\$ 210,000
TOTAL EXPENDITURES	\$ 1,936,088	\$ 4,839,880	\$ 3,851,618	\$ 5,468,031
EXCESS OF REVENUES OVER(UNDER) EXPENDITURES	\$ (1,700,582)	\$ (4,774,880)	\$ (3,776,133)	\$ (5,468,031)
TRANSFER FROM GENERAL FUND BALANCE				\$ 2,335,181
FUND BALANCE-BEGINNING OF YEAR	\$ 8,609,566	\$ 6,908,984	\$ 6,908,984	\$ 3,132,850
FUND BALANCE-END OF YEAR	\$ 6,908,984	\$ 2,134,104	\$ 3,132,850	\$ 0

CAPITAL VEHICLES AND EQUIPMENT BY DEPARTMENT

DEPARTMENT	TYPE	CAPITAL REQUESTS	REASON	BUDGET	COUNT
ADMIN	VEHICLES	CHEVY TAHOE	REPLACEMENT	\$ 65,000	1
		FORD ESCAPE	NEW	\$ 50,000	2
		FORD EXPLORER	NEW	\$ 40,000	1
	VEHICLES Total			\$ 155,000	4
ADMIN Total				\$ 155,000	4
ENG - PLANNING	VEHICLES	FORD MAVERICK XLT	NEW	\$ 30,000	1
	VEHICLES Total			\$ 30,000	1
ENG - PLANNING Total				\$ 30,000	1
FIRE	EQUIPMENT	Medic Unit Remount	NEW	\$ 260,000	1
		Technical Rescue Equipment Replacement	REPLACEMENT	\$ 44,000	1
	EQUIPMENT Total			\$ 304,000	2
	VEHICLES	FORD MAVERICK XLT	NEW	\$ 58,000	1
		Water Rescue Vehicle Replacement (Rescue 25)	REPLACEMENT	\$ 88,000	1
	VEHICLES Total			\$ 146,000	2
(blank)	(blank)	(blank)			
(blank) Total					
FIRE Total				\$ 450,000	4
GOLF COURSE	EQUIPMENT	CLUB CAR CARRY ALL 500 RANGE CART.	REPLACEMENT	\$ 14,526	1
		JOHN DEERE 2550 DIESEL TEE MOWER	REPLACEMENT	\$ 50,574	1
		SIP 7000 RELIEF GRINDER	REPAIR	\$ 66,900	1
		SIP BED KNIFE GRINDER	REPAIR	\$ 40,310	1
	EQUIPMENT Total			\$ 172,310	4
	FURNITURE	DINING FURNITURE	NEW	\$ 2,520	1
FURNITURE Total			\$ 2,520	1	
GOLF COURSE Total				\$ 174,830	5
POLICE	VEHICLES	DODGE CHARGER	REPLACEMENT	\$ 59,031	1
		FORD EXPLORER	REPLACEMENT	\$ 609,916	8
		FORD F150	REPLACEMENT	\$ 146,198	2
		FORD F250	REPLACEMENT	\$ 63,289	1
	VEHICLES Total			\$ 878,434	12
POLICE Total				\$ 878,434	12
PW - RAINWATER PUMP ST.	EQUIPMENT	FUEL TANK	NEW	\$ 200,000	1
EQUIPMENT Total			\$ 200,000	1	
PW - RAINWATER PUMP STATION Total				\$ 200,000	1
PW - STREET & BRIDGES	EQUIPMENT	BOBCAT T870 TO REPLACE UNIT #12537 - 1,366 HOURS	REPLACEMENT	\$ 110,000	1
		GRADALL 3300 TO REPLACE UNIT #30656 - 4,746 HOURS	REPLACEMENT	\$ 300,000	1
		HYUNDAI FORKLIFT FOR MECHANIC SHOP	REPAIR	\$ 50,000	1
	EQUIPMENT Total			\$ 460,000	3
	VEHICLES	FORD F150 FOR MECHANIC SHOP	REPAIR	\$ 47,000	1
		FORD F250 CREW CAB	REPLACEMENT	\$ 55,000	1
		FORD F550 FLATBED WITH TRAILER	NEW	\$ 90,000	1
		INTERNATIONAL TANDEM AXLE DUMP TRUCK	REPLACEMENT	\$ 150,000	1
VEHICLES Total			\$ 342,000	4	
PW - STREET & BRIDGES Total				\$ 802,000	7
REC AND TOUR	VEHICLES	FORD F150	REPLACEMENT	\$ 55,000	1
		FORD F250	REPLACEMENT	\$ 95,000	1
		JOHN DEERE 0-TURN	REPLACEMENT	\$ 17,500	1
		TORO WIDE AREA MOWER	REPLACEMENT	\$ 72,000	1
	VEHICLES Total			\$ 239,500	4
REC AND TOUR Total				\$ 239,500	4
Grand Total				\$ 2,929,764	38

INTERNAL SERVICE FUNDS
WINDSTORM INSURANCE FUND – 603

CITY OF TEXAS CITY, TEXAS
FY2024 -25 PROPOSED BUDGET

WINDSTORM INSURANCE FUND - 603	2023 Actual	2024 Revised Budget	FY24 YEAR END PROJECTIONS	FY25 PROPOSED BUDGET
OTHER REVENUES				
48205-NET CHANGE IN FV INVEST	\$ 20,476	\$ -	\$ 19,503	\$ -
48802-INTEREST INCOME	\$ 16,340	\$ 3,500	\$ 14,520	\$ 3,500
OTHER REVENUES Total	\$ 36,816	\$ 3,500	\$ 34,022	\$ 3,500
EXPENDITURES				
CONTRACTUAL SERVICES				
53680-PROFESSIONAL FEES	\$ 1,283	\$ -	\$ -	\$ -
CONTRACTUAL SERVICES Total	\$ 1,283	\$ -	\$ -	\$ -
TOTAL EXPENDITURES	\$ 1,283	\$ -	\$ -	\$ -

EXCESS OF REVENUES OVER(UNDER) EXPENI	\$ 35,533	\$ 3,500	\$ 34,022	\$ 3,500
--	------------------	-----------------	------------------	-----------------

FUND BALANCE-BEGINNING OF YEAR	\$ 1,000,912	\$ 1,036,445	\$ 1,036,445	\$ 1,070,467
FUND BALANCE-END OF YEAR	\$ 1,036,445	\$ 1,039,945	\$ 1,070,467	\$ 1,073,967

FIDUCIARY FUNDS

FIDUCIARY FUNDS
 FIREMEN'S RELIEF & RETIREMENT FUND – 701

CITY OF TEXAS CITY, TEXAS
 FY2024 -25 PROPOSED BUDGET

FIREMEN'S RELIEF & RETIREMENT FUND - 701	2023 Actual	2024 Revised Budget	FY24 YEAR END PROJECTIONS	FY25 PROPOSED BUDGET
OTHER REVENUES				
48201-GAIN/(LOSS) SALE OF SECURITIES	\$ (3,149,207)	\$ 1,000,000	\$ -	\$ -
48802-INTEREST INCOME	\$ -	\$ -	\$ 4,864	\$ -
48803-DIVIDEND INCOME	\$ 507,056	\$ 300,000	\$ -	\$ 300,000
OTHER REVENUES Total	\$ (2,642,151)	\$ 1,300,000	\$ 4,864	\$ 300,000
CHARGES FOR SERVICES	\$ -	\$ -	\$ -	\$ -
45101-EMPLOYEES' CONTRIBUTION	\$ 1,158,492	\$ 925,000	\$ -	\$ 925,000
45102-CITY'S CONTRIBUTION	\$ 1,036,546	\$ 1,000,000	\$ -	\$ 1,000,000
CHARGES FOR SERVICES Total	\$ 2,195,038	\$ 1,925,000	\$ -	\$ 1,925,000
REVENUE Total	\$ (447,113)	\$ 3,225,000	\$ 4,864	\$ 2,225,000
EXPENDITURES				
SALARIES & BENEFITS				
51500-PENSION PAY	\$ 2,887,429	\$ 2,500,000	\$ -	\$ 2,500,000
51510-PENSION REFUNDS	\$ -	\$ 75,000	\$ -	\$ 75,000
SALARIES & BENEFITS Total	\$ 2,887,429	\$ 2,575,000	\$ -	\$ 2,575,000
CONTRACTUAL SERVICES				
53680-PROFESSIONAL FEES	\$ 65,819	\$ 85,000	\$ -	\$ 85,000
CONTRACTUAL SERVICES Total	\$ 65,819	\$ 85,000	\$ -	\$ 85,000
MATERIALS & SUPPLIES				
52780-MISC.-MATERIALS & SUPPLIES	\$ 50,207	\$ 20,000	\$ -	\$ 20,000
MATERIALS & SUPPLIES Total	\$ 50,207	\$ 20,000	\$ -	\$ 20,000
OTHER CHARGES				
54580-LEGAL & FISCAL	\$ -	\$ 15,000	\$ -	\$ 15,000
OTHER CHARGES Total	\$ -	\$ 15,000	\$ -	\$ 15,000
O&M BUDGET Total	\$ 3,003,455	\$ 2,695,000	\$ -	\$ 2,695,000
EXCESS OF REVENUES OVER(UNDER) EXPENDITURE	\$ (3,450,568)	\$ 530,000	\$ 4,864	\$ (470,000)
FUND BALANCE-BEGINNING OF YEAR	\$ 18,104,552	\$ 14,653,984	\$ 14,653,984	\$ 14,658,848
FUND BALANCE-END OF YEAR	\$ 14,653,984	\$ 15,183,984	\$ 14,658,848	\$ 14,188,848

RELATED CORPORATIONS

RELATED CORPORATIONS
ECONOMIC DEVELOPMENT CORP FUND – 801

CITY OF TEXAS CITY, TEXAS
FY2024 -25 PROPOSED BUDGET

ECONOMIC DEVELOPMENT CORP FUND - 801	2023 Actual	2024 Revised Budget	FY24 YEAR END PROJECTIONS	FY25 PROPOSED BUDGET
REVENUES				
OTHER TAXES & ASSESSMENTS				
42001-STATE SALES TAX	\$ 7,498,051	\$ 7,000,000	\$ 6,023,180	\$ 6,300,000
OTHER TAXES & ASSESSMENTS Total	\$ 7,498,051	\$ 7,000,000	\$ 6,023,180	\$ 6,300,000
OTHER SOURCES				
49103-PROCEEDS FROM SALE OF L	\$ 197,238	\$ -	\$ 48,376	\$ -
OTHER SOURCES Total	\$ 197,238	\$ -	\$ 48,376	\$ -
OTHER REVENUES				
48111-BUSINESS REINVESTMENT	\$ 20,400	\$ 5,000	\$ 18,000	\$ 5,000
48113-MISC.RENT INCOME	\$ 51,791	\$ 100,000	\$ 75,020	\$ 100,000
48205-NET CHANGE IN FV INVEST	\$ 219,371	\$ -	\$ 194,284	\$ -
48802-INTEREST INCOME	\$ 188,847	\$ 75,000	\$ 80,885	\$ 75,000
48850-INSURANCE/SETTLEMENT PROCEEDS				
48851-NUISANCE ABATEMENT CHARGES	\$ 426,665	\$ -	\$ 762	\$ -
OTHER REVENUES Total	\$ 907,074	\$ 180,000	\$ 368,950	\$ 180,000
LEASES				
47000-LEASE REVENUE	\$ 69,370	\$ -	\$ -	\$ -
47050-INTEREST INCOME - LEASES	\$ 5,540	\$ -	\$ -	\$ -
LEASES Total	\$ 74,910	\$ -	\$ -	\$ -
TOTAL REVENUES	\$ 8,677,273	\$ 7,180,000	\$ 6,440,506	\$ 6,480,000

EXPENDITURES

SALARIES & BENEFITS

51010-SALARIES	\$ 307,036	\$ 422,961	\$ 423,159	\$ 532,961
51070-LIFE & DISABILITY	\$ 540	\$ 4,399	\$ 924	\$ 4,399
51080-RETIREMENT	\$ 51,853	\$ 75,710	\$ 75,480	\$ 75,710
51090-MEDICARE TAX	\$ 4,328	\$ 6,133	\$ 6,007	\$ 6,133
51110-GROUP HEALTH INSURANCE	\$ 30,196	\$ 25,000	\$ 40,420	\$ 26,221
51130-INCENTIVE PAY	\$ 411	\$ 3,300	\$ 1,200	\$ 3,300
SALARIES & BENEFITS Total	\$ 394,363	\$ 537,503	\$ 547,190	\$ 648,724

CONTRACTUAL SERVICES

53060-EXPENSE - ADMINISTRATIVE	\$ 53,673	\$ 50,000	\$ 46,073	\$ 87,000
53061-BUSINESS VISIT EXPENSES	\$ 1,357	\$ 5,000	\$ -	\$ 10,000
53110-DEMOLITION	\$ 748,147	\$ 825,000	\$ 25,094	\$ 600,000
53111-BUSINESS INCENTIVE	\$ 1,897	\$ 300,000	\$ 142,094	\$ 415,000
53200-UTILITIES	\$ 23,780	\$ 20,000	\$ 27,245	\$ 35,000
53240-STREET STRIPING	\$ 25,942	\$ -	\$ -	\$ -
53340-MAINTENANCE - EQUIP. & TIRES	\$ 519	\$ 3,000	\$ 2,014	\$ 3,000
53540-MAINTENANCE - BUILDING	\$ 236,427	\$ 325,000	\$ 60,100	\$ 400,000
53560-MAINTENANCE CONTRACTS	\$ 325	\$ 275,000	\$ 177,416	\$ 275,000
53567-CITYWIDE LITTER CONTROL	\$ 112,921	\$ 300,000	\$ 105,729	\$ 300,000
53570-ADVERTISING/MARKETING	\$ 74,726	\$ 195,000	\$ 99,779	\$ 253,000
53680-PROFESSIONAL FEES	\$ 424,931	\$ 800,000	\$ 251,518	\$ 220,000
53710-RENT EXPENSE	\$ -	\$ 18,000	\$ 19,500	\$ 18,000
53800-DUES & MEMBERSHIPS	\$ -	\$ 55,000	\$ 58,100	\$ 74,500
53860-WORKMEN'S COMPENSATION	\$ 464	\$ 464	\$ 853	\$ 700
CONTRACTUAL SERVICES Total	\$ 1,705,107	\$ 3,171,464	\$ 1,015,517	\$ 2,691,200

RELATED CORPORATIONS
ECONOMIC DEVELOPMENT CORP FUND – 801

CITY OF TEXAS CITY, TEXAS
FY2024 -25 PROPOSED BUDGET

ECONOMIC DEVELOPMENT CORP FUND - 801	2023 Actual	2024 Revised Budget	FY24 YEAR END PROJECTIONS	FY25 PROPOSED BUDGET
OTHER USES				
59043-SALES TAX REBATE	\$ 362,716	\$ 350,000	\$ 195,170	\$ 350,000
OTHER USES Total	\$ 362,716	\$ 350,000	\$ 195,170	\$ 350,000
MATERIALS & SUPPLIES				
52240-GASOLINE & OIL	\$ -	\$ 3,000	\$ -	\$ 3,000
52660-OFFICE SUPPLIES	\$ 21	\$ 303,000	\$ 397,234	\$ 15,000
MATERIALS & SUPPLIES Total	\$ 21	\$ 306,000	\$ 397,234	\$ 18,000
OTHER CHARGES				
54180-CONTRIBUTIONS/DONATIONS	\$ 26,142	\$ 45,000	\$ 19,910	\$ 101,000
54300-TRAINING & PERSONNEL	\$ -	\$ 30,000	\$ 7,519	\$ 40,000
OTHER CHARGES Total	\$ 26,142	\$ 75,000	\$ 27,429	\$ 141,000
CAPITAL OUTLAY				
55010-LAND & BUILDING IMPROVEMENTS	\$ -	\$ 7,100,000	\$ 232,029	\$ 6,836,033
55720-PROCUREMENT OF PROPERTY	\$ 383,285	\$ 300,000	\$ 104,028	\$ 300,000
CAPITAL OUTLAY Total	\$ 383,285	\$ 7,400,000	\$ 336,058	\$ 7,136,033
TOTAL EXPENDITURES	\$ 2,871,635	\$ 11,839,967	\$ 2,518,597	\$ 10,984,957
EXCESS OF REVENUES OVER(UNDER) EXPENDITURE	\$ 5,805,638	\$ (4,659,967)	\$ 3,921,909	\$ (4,504,957)
FUND BALANCE-BEGINNING OF YEAR	\$ 14,020,484	\$ 19,826,122	\$ 19,826,122	\$ 23,748,030
FUND BALANCE-END OF YEAR	\$ 19,826,122	\$ 15,166,155	\$ 23,748,030	\$ 19,243,073

PUBLIC FACILITIES DEVELOPMENT FUND - 803	2023 Actual	2024 Revised Budget	FY24 YEAR END PROJECTIONS	FY25 PROPOSED BUDGET
REVENUE				
OTHER REVENUES				
48107-RENT INCOME-MAINLAND CHILDREN'	\$ 25	\$ -	\$ -	\$ -
48108-RENT INCOME-DHS & PRS	\$ 263,090	\$ 220,000	\$ 175,393	\$ 220,000
48205-NET CHANGE IN FV INVEST	\$ 3,454	\$ -	\$ 3,075	\$ -
48802-INTEREST INCOME	\$ 2,791	\$ 1,000	\$ 2,087	\$ 1,000
OTHER REVENUES Total	\$ 269,361	\$ 221,000	\$ 180,555	\$ 221,000
TOTAL REVENUES	\$ 269,361	\$ 221,000	\$ 180,555	\$ 221,000

EXPENDITURES				
CONTRACTUAL SERVICES				
53065-EXPENSE - MAINLAND CHILDREN'S	\$ 263,090	\$ 220,000	\$ 175,393	\$ 220,000
53540-MAINTENANCE - BUILDING	\$ -	\$ 1,000	\$ -	\$ 1,000
53680-PROFESSIONAL FEES	\$ 236	\$ -	\$ -	\$ -
CONTRACTUAL SERVICES Total	\$ 263,326	\$ 221,000	\$ 175,393	\$ 221,000
TOTAL EXPENDITURES	\$ 263,326	\$ 221,000	\$ 175,393	\$ 221,000

EXCESS OF REVENUES OVER(UNDER) EXPENDITURE	\$ 6,035	\$ -	\$ 5,162	\$ -
---	-----------------	-------------	-----------------	-------------

FUND BALANCE-BEGINNING OF YEAR	\$ 184,085	\$ 190,120	\$ 190,120	\$ 195,281
FUND BALANCE-END OF YEAR	\$ 190,120	\$ 190,120	\$ 195,281	\$ 195,281

INDUSTRIAL DEVELOPMENT CORP - 804	2023 Actual	2024 Revised Budget	FY24 YEAR END PROJECTIONS	FY25 PROPOSED BUDGET
REVENUE				
OTHER REVENUES				
48205-NET CHANGE IN FV INVEST	\$ 2,795	\$ -	\$ 2,498	\$ -
48802-INTEREST INCOME	\$ 2,117	\$ 1,000	\$ 1,734	\$ 1,000
OTHER REVENUES	\$ 4,911	\$ 1,000	\$ 4,232	\$ 1,000
TOTAL REVENUES	\$ 4,911	\$ 1,000	\$ 4,232	\$ 1,000
EXPENDITURES				
CONTRACTUAL SERVICES				
53680-PROFESSIONAL FEES	\$ 151	\$ -	\$ -	\$ -
CONTRACTUAL SERVICES Total	\$ 151	\$ -	\$ -	\$ -
TOTAL EXPENDITURES	\$ 151	\$ -	\$ -	\$ -
EXCESS OF REVENUES OVER(UNDER) EXPENDITURES	\$ 4,760	\$ 1,000	\$ 4,232	\$ 1,000
FUND BALANCE-BEGINNING OF YEAR	\$ 117,792	\$ 122,552	\$ 122,552	\$ 126,784
FUND BALANCE-END OF YEAR	\$ 122,552	\$ 123,552	\$ 126,784	\$ 127,784

RELATED CORPORATIONS
FOREIGN TRADE ZONE CORP FUND - 805

CITY OF TEXAS CITY, TEXAS
FY2024 -25 PROPOSED BUDGET

FOREIGN TRADE ZONE FUND - 805	2023 Actual	2024 Revised Budget	FY24 YEAR END PROJECTIONS	FY25 PROPOSED BUDGET
REVENUES				
OTHER REVENUES				
48205-NET CHANGE IN FV INVEST	\$ 598	\$ -	\$ 964	\$ -
48802-INTEREST INCOME	\$ 469	\$ -	\$ 1,763	\$ -
48816-FTZ OPERATING FEES	\$ 103,540	\$ 100,000	\$ -	\$ 100,000
OTHER REVENUES Total	\$ 104,607	\$ 100,000	\$ 2,726	\$ 100,000
TOTAL REVENUES	\$ 104,607	\$ 100,000	\$ 2,726	\$ 100,000
EXPENDITURES				
SALARIES & BENEFITS				
51010-SALARIES	\$ 52,179	\$ 53,282	\$ 54,781	\$ 53,282
51070-LIFE & DISABILITY	\$ 71	\$ 80	\$ 69	\$ 80
51080-RETIREMENT	\$ 8,797	\$ 9,537	\$ 9,737	\$ 10,000
51090-MEDICARE TAX	\$ 726	\$ 773	\$ 761	\$ 775
51110-GROUP HEALTH INSURANCE	\$ 3,533	\$ 5,000	\$ 3,595	\$ 5,100
SALARIES & BENEFITS Total	\$ 65,307	\$ 68,672	\$ 68,944	\$ 69,237
CONTRACTUAL SERVICES				
53060-EXPENSE - ADMINISTRATIVE	\$ -	\$ 1,000	\$ -	\$ 1,000
53600-POSTAGE	\$ -	\$ 150	\$ -	\$ 150
53680-PROFESSIONAL FEES	\$ 700	\$ 25,000	\$ -	\$ 25,000
53740-BONDS-EMPLOYEES	\$ -	\$ 250	\$ -	\$ 250
53760-TRAVEL	\$ -	\$ 1,500	\$ -	\$ 1,500
53780-PUBLICATIONS & LEGAL	\$ -	\$ 150	\$ -	\$ 150
53800-DUES & MEMBERSHIPS	\$ -	\$ 1,300	\$ -	\$ 1,300
53860-WORKMEN'S COMPENSATION	\$ -	\$ -	\$ -	\$ -
CONTRACTUAL SERVICES Total	\$ 700	\$ 29,350	\$ -	\$ 29,350
MATERIALS & SUPPLIES				
52660-OFFICE SUPPLIES	\$ 81	\$ 50	\$ -	\$ 50
52780-MISC.-MATERIALS & SUPPLIES	\$ -	\$ 500	\$ -	\$ 500
MATERIALS & SUPPLIES Total	\$ 81	\$ 550	\$ -	\$ 550
TOTAL EXPENDITURES	\$ 66,088	\$ 98,572	\$ 68,944	\$ 98,572
EXCESS OF REVENUES OVER(UNDER) EXPENDITURES	\$ 38,519	\$ 1,428	\$ (66,218)	\$ 1,428
FUND BALANCE-BEGINNING OF YEAR	\$ 195,634	\$ 234,153	\$ 234,153	\$ 167,935
FUND BALANCE-END OF YEAR	\$ 234,153	\$ 235,581	\$ 167,935	\$ 169,363

CULTURAL ARTS FOUNDATION FUND - 807	2023 Actual	2024 Revised Budget	FY24 YEAR END PROJECTIONS	FY25 PROPOSED BUDGET
REVENUES				
OTHER REVENUES				
48205-NET CHANGE IN FV INVEST	\$ 12,988	\$ -	\$ 11,562	\$ -
48307-DONATIONS	\$ 140,000	\$ 140,000	\$ 37,500	\$ 140,000
48404-ARTS FESTIVAL-REGISTRATION FEE	\$ 170	\$ 5,000	\$ -	\$ 5,000
48407-ARTS FESTIVAL-SPONSORSHIPS	\$ 5,980	\$ -	\$ 7,072	\$ -
48420-SPECIAL EVENT REVENUE	\$ 1,385	\$ 12,500	\$ 115,640	\$ 12,500
48802-INTEREST INCOME	\$ 10,251	\$ 2,000	\$ 7,653	\$ 2,000
OTHER REVENUES Total	\$ 170,774	\$ 159,500	\$ 179,427	\$ 159,500
TOTAL REVENUES	\$ 170,774	\$ 159,500	\$ 179,427	\$ 159,500
EXPENDITURES				
CONTRACTUAL SERVICES				
53680-PROFESSIONAL FEES	\$ 811	\$ 1,000	\$ 1,400	\$ 1,000
CONTRACTUAL SERVICES Total	\$ 811	\$ 1,000	\$ 1,400	\$ 1,000
MATERIALS & SUPPLIES				
52660-OFFICE SUPPLIES	\$ -	\$ 300	\$ -	\$ 300
MATERIALS & SUPPLIES Total	\$ -	\$ 300	\$ -	\$ 300
OTHER CHARGES				
54163-FOOD & BEVERAGE	\$ 1,822	\$ 2,000	\$ 1,455	\$ 2,000
54171-ARTS FESTIVAL-TRAVELING EXHIBI	\$ 2,066	\$ 4,500	\$ -	\$ 4,500
54174-ARTS FESTIVAL-PROMOTIONS	\$ 15,967	\$ 21,000	\$ 29,944	\$ 21,000
54175-TEXAS CITY MUSIC FESTIVAL	\$ -	\$ 200,000	\$ 155,398	\$ 215,000
54176-SPECIAL EVENT EXPENSES	\$ 45,753	\$ 30,000	\$ 12,967	\$ 30,000
54178-ART WALK	\$ -	\$ 4,500	\$ -	\$ 4,500
54640-PROMOTION OF ARTS	\$ 4,524	\$ 5,000	\$ -	\$ 5,000
54901-GRANTS	\$ 2,500	\$ 5,000	\$ 2,500	\$ 5,000
54902-SCHOLARSHIPS	\$ 2,000	\$ 7,000	\$ 2,000	\$ 7,000
OTHER CHARGES Total	\$ 74,632	\$ 279,000	\$ 204,265	\$ 294,000
TOTAL EXPENDITURES	\$ 75,443	\$ 280,300	\$ 205,665	\$ 295,300
EXCESS OF REVENUES OVER(UNDER) EXPENDITURE	\$ 95,332	\$ (120,800)	\$ (26,237)	\$ (135,800)

RELATED CORPORATIONS
HISTORICAL PRESERVATION CORP FUND – 808

CITY OF TEXAS CITY, TEXAS
FY2024 -25 PROPOSED BUDGET

HISTORICAL PRESERVATION CORP FUND - 808	2023 Actual	2024 Revised Budget	FY24 YEAR END PROJECTIONS	FY25 PROPOSED BUDGET
REVENUE				
OTHER SOURCES				
49002-TRANS. FROM HOTEL/MOTEL FUND	\$ 120,500	\$ 120,500	\$ -	\$ 120,500
OTHER SOURCES Total	\$ 120,500	\$ 120,500	\$ -	\$ 120,500
48112-MUSEUM REVENUE	\$ 15,100	\$ 21,000	\$ 10,502	\$ 21,000
48205-NET CHANGE IN FV INVEST	\$ 4,203	\$ -	\$ 4,304	\$ -
48307-DONATIONS	\$ 10,120	\$ 10,000	\$ 10,000	\$ 10,000
48801-MISCELLANEOUS INCOME	\$ -	\$ 50	\$ -	\$ (50)
48802-INTEREST INCOME	\$ 3,764	\$ -	\$ 3,957	\$ -
OTHER REVENUES Total	\$ 33,188	\$ 31,050	\$ 28,763	\$ 30,950
REVENUE Total	\$ 153,688	\$ 151,550	\$ 28,763	\$ 151,450

EXPENDITURES

CONTRACTUAL SERVICES				
53200-UTILITIES	\$ 16,312	\$ 28,516	\$ 15,291	\$ 28,516
53540-MAINTENANCE - BUILDING	\$ 47,814	\$ 70,300	\$ 45,971	\$ 70,300
53570-ADVERTISING/MARKETING	\$ 31,816	\$ 40,000	\$ 14,574	\$ 40,000
53600-POSTAGE	\$ 43	\$ 200	\$ -	\$ 200
53680-PROFESSIONAL FEES	\$ 1,239	\$ 12,000	\$ 1,144	\$ 12,000
53700-EQUIPMENT RENTAL	\$ 3,540	\$ 6,000	\$ 3,510	\$ 6,000
53760-TRAVEL	\$ 2,562	\$ 5,000	\$ 1,782	\$ 5,000
53780-PUBLICATIONS & LEGAL	\$ 10,555	\$ 15,000	\$ 4,244	\$ 15,000
53800-DUES & MEMBERSHIPS	\$ 1,288	\$ 1,263	\$ 611	\$ 1,263
CONTRACTUAL SERVICES Total	\$ 115,169	\$ 178,279	\$ 87,127	\$ 178,279
MATERIALS & SUPPLIES				
52660-OFFICE SUPPLIES	\$ 689	\$ 2,400	\$ 124	\$ 2,400
52680-JANITORIAL SUPPLIES	\$ 603	\$ 1,500	\$ -	\$ 1,500
52700-PROGRAMS & AWARDS	\$ 11,493	\$ 15,600	\$ 6,514	\$ 15,600
52760-COMPUTER SUPPLIES	\$ 1,377	\$ 2,375	\$ 458	\$ 2,375
52780-MISC. MATERIALS & SUPPL	\$ -	\$ 3,000	\$ -	\$ 3,000
MATERIALS & SUPPLIES Total	\$ 14,162	\$ 24,875	\$ 7,096	\$ 24,875
CAPITAL OUTLAY				
55010-LAND & BUILDING IMPROVEMENTS	\$ -	\$ 15,420	\$ 13,558	\$ 175,000
CAPITAL OUTLAY Total	\$ -	\$ 15,420	\$ 13,558	\$ 175,000
TOTAL EXPENDITURES	\$ 129,331	\$ 218,574	\$ 107,781	\$ 378,154

EXCESS OF REVENUES OVER(UNDER) EXPENDITURE	\$ 24,357	\$ (67,024)	\$ (79,019)	\$ (226,704)
---	------------------	--------------------	--------------------	---------------------

FUND BALANCE-BEGINNING OF YEAR	\$ 287,572	\$ 311,929	\$ 311,929	\$ 232,910
FUND BALANCE-END OF YEAR	\$ 311,929	\$ 244,905	\$ 232,910	\$ 6,206



2024 -2025
FISCAL YEAR

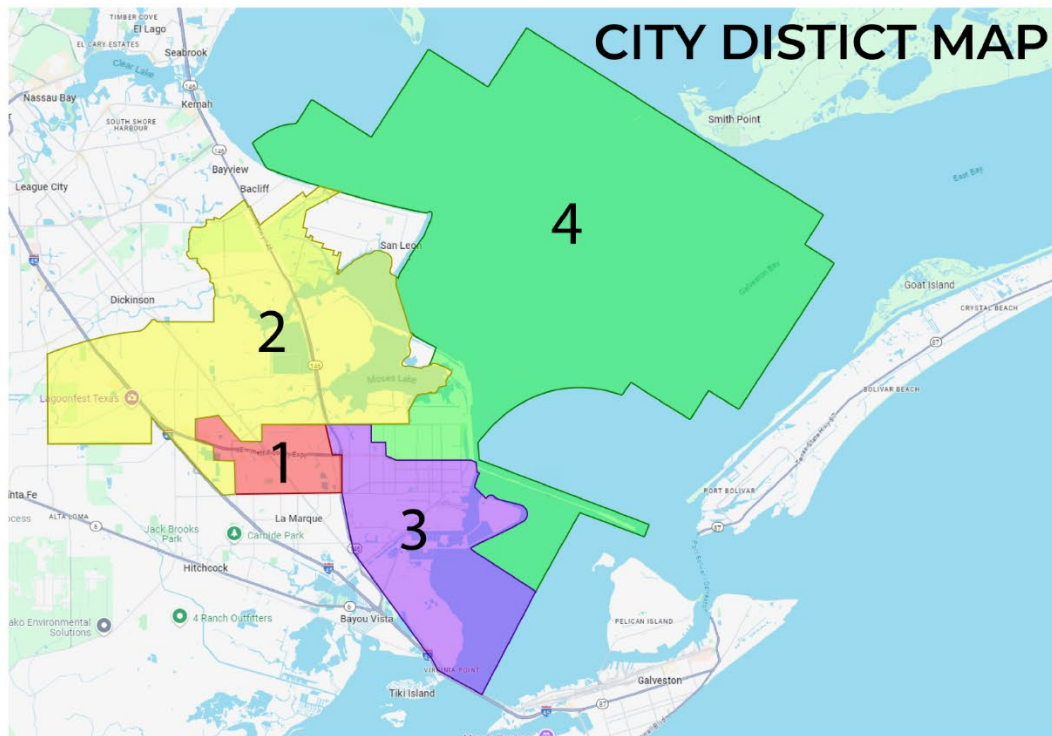
ADOPTED
ANNUAL
BUDGET
CITY OF TEXAS CITY





City Commission & Mayors Office

Dedrick Johnson, Sr.	Mayor
Thelma Bowie	Commissioner At-Large / Mayor Pro Tem
Abel Garza, Jr.	Commissioner At-Large
Knoxson, DeAndre'	District 1
Keith Love	District 2
Chris Sharp	District 3
Jami Clark	District 4



CITY OF TEXAS CITY, TEXAS

FISCAL YEAR 2024-2025 PROPOSED BUDGET

This budget is based on a reduced property tax rate. The No-New-Revenue rate (\$.488635 / \$100 valuation) was adopted for the 2024 property tax year. Property Taxes support approximately 45% of the operational budget. FY24-25 expected property taxes are \$33,491,786, an increase from FY23-24 by \$2,141,955,755, or 6.8%, compared to FY23-24's increase of 7.3%.

September 26, 2024

Mayor Dedrick D. Johnson, Sr.
City Commissioners
Residents of Texas City

Dear Mayor, Commissioners, and Residents:

By state law and the City Charter, I am transmitting the 2024-25 Fiscal Year budget for the City of Texas City. The document contains the Budget of Revenues and Expenditures for October 1, 2024, through September 30, 2025.

As we close out another fiscal year, the City again stepped up and tackled the many challenges. We were resilient in replacing key employees who departed, managing through inflation, and responding to a natural disaster with Hurricane Beryl. The City of Texas City demonstrated its resilience by not raising property tax rates and electing to manage with the No New Revenue rate.

This budget is based on a reduced property tax rate. The No-New Revenue rate (\$.488635/\$100 valuation) was adopted for the 2024 property tax year. Property taxes support approximately 45% of the operational budget. FY24-25 expected property taxes are \$33,491,786, an increase from FY23-24 by \$2,141,955,755, or 6.8%, compared to FY23-24's increase of 7.3%.

With regard to our most vital resource – our employees – the City is assessing the best and most transparent method of providing pay increases for our staff. While in the initial FY25 budget, there is no cost-of-living adjustment (COLA) for civilian staff, we will continue to revisit the COLA decision every quarter during FY25. We successfully completed collective bargaining negotiations with both Fire and Police. All that being said, the City continues to rise to meet the challenges and opportunities before us.

We are investing significantly in our infrastructure with capital projects in park improvements, facility renovations, water and sewer utilities, flood mitigation and drainage efforts, and street rehabilitation/reconstruction in conjunction with the Texas Department of Transportation.

Our focus this year is to continue building towards financial resiliency. In closing, I want to thank the Mayor and City Commissioners for their continued support and commitment to the budget process. Special thanks to the City staff for the dedication, support and collaboration in preparing this budget.

Respectfully submitted,



Cynthia Rushing, CPA, MBA
Chief Financial Officer



Texas City
EST. 1911

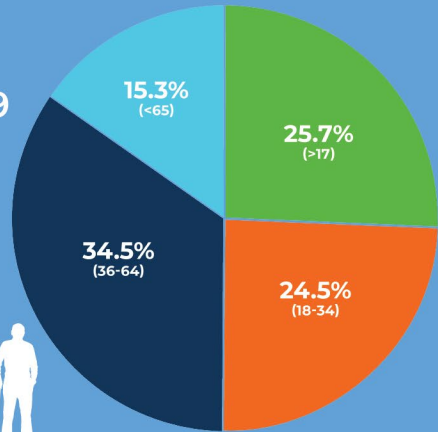
“Where commUNITY matters.”

POPULATION: 53,084
30.5% increase since 2000

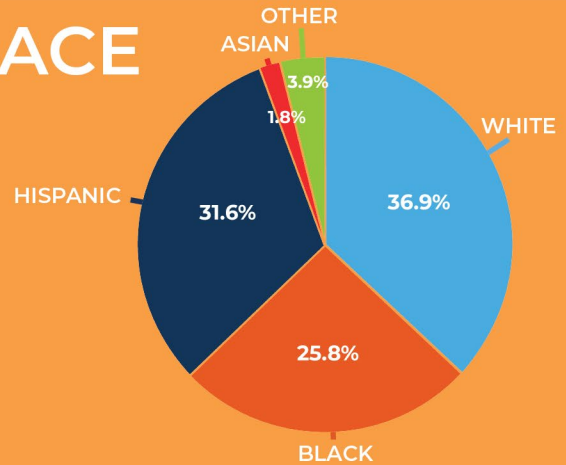


AGE

Median age: 34.9



RACE



HOUSEHOLDS

Number of households: 20,398
Average household size: 2.6 people
Average household income: \$61,359
Median home value: \$166,600


In a 16-year period, the Lago Mar Planned Unit Development has increased the residential tax base \$475,843,288 and the commercial tax base \$176,613,029. That is approximately 2/3rds of a billion-dollar increase. And that's just one development.

Texas City has ten other active planned communities in development within its city limits.



RECREATIONAL OPPORTUNITIES

HOME TO THE TEXAS CITY DIKE, WHICH SPANS 5.3 MILES IN LENGTH, AND IS THE LONGEST MANMADE FISHING PIER IN THE WORLD
AN INTERNATIONAL DESTINATION FOR KITE BOARDING
MORE THAN 40 PARKS WITHIN THE CITY
MORE THAN 1,100 PARK ACRES



COMMUNITY

MORE THAN 5,000 NEW HOMES CURRENTLY IN THE DEVELOPMENT PROCESS

FASTEST GROWING CITY IN GALVESTON COUNTY

THE POPULATION IS INCREASING AT A RATE THAT IS ALMOST TWICE AS FAST AS THE NATIONAL AVERAGE.



EDUCATION

ASSOCIATE DEGREE OR HIGHER: 46.7%
HIGH SCHOOL GRADUATE OR HIGHER: 74.9%



BUSINESSES ARE BOOMING

NOW OPEN

WAFFLE HOUSE
SCOOTER'S COFFEE
FIVE BELOW
O'REILLY AUTO PARTS REGIONAL HUB
HOPPE'S GRILL
TEXAS CITY LUX PREMIERE CINEMA 12
GCWA HEADQUARTERS
FIRE STATION 4

COMING SOON

TEXAS ROADHOUSE
SPORTS ILLUSTRATED RESORT
PHOENIX BUSINESS
COMMUNITY PLAZA
MOSES LAKE PUMP STATION



HOME TO LEADERS OF INDUSTRY

Leaders of industry call Texas City home and account for nearly \$400 million in payroll annually, more than \$75 million in local property and sales taxes, almost \$2 million for local charity contributions, and provide more than 26,000 man-hours for local volunteer programs.

Industrial projects coming to the city have a combined value that is in the billions. High profile major developments include a \$750 million Marathon expansion and an \$800 million ammonia project.

Port of Texas City is the fourth largest port in Texas and the 15th largest in the country. It is the largest privately-owned port in the country.

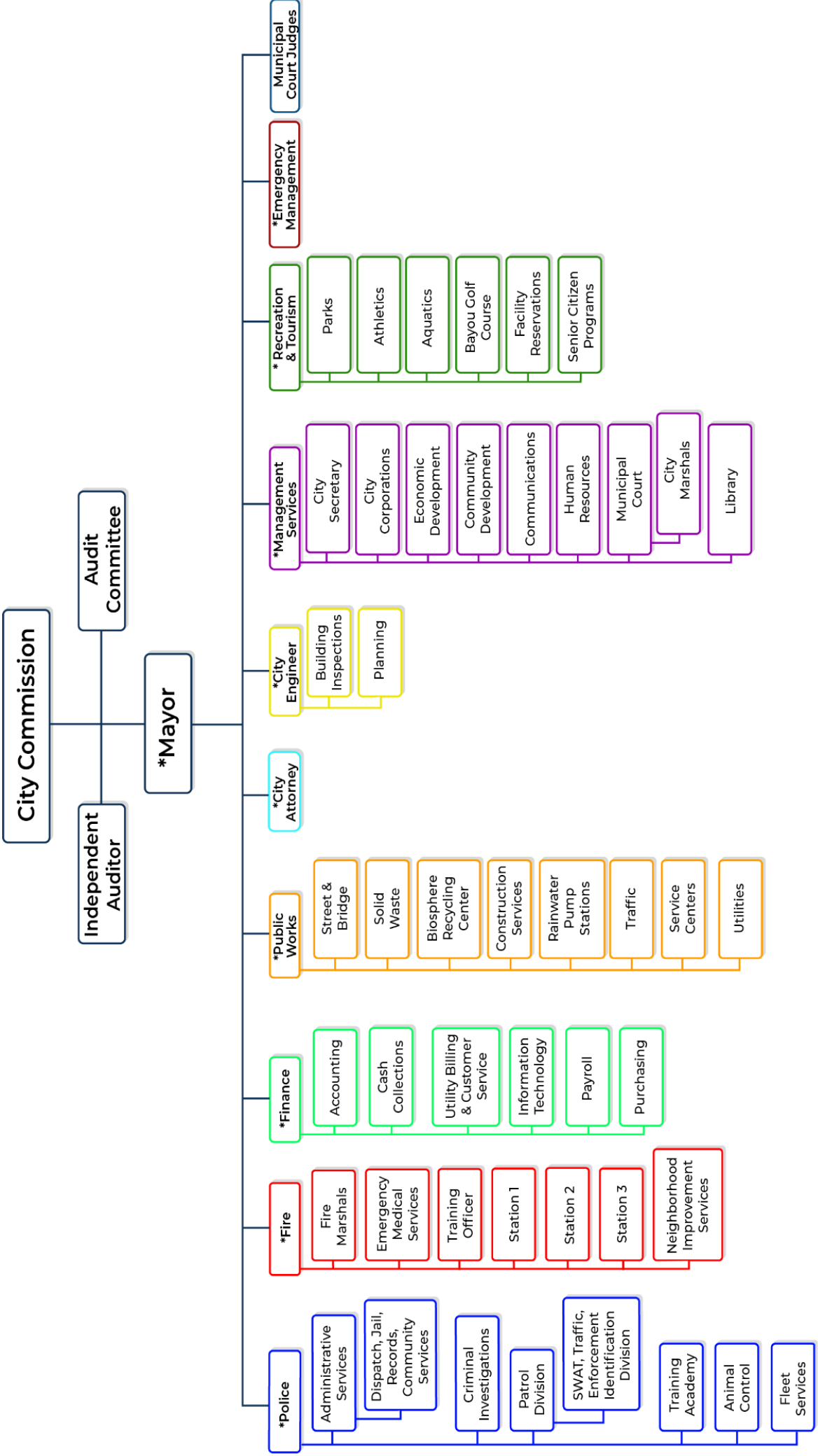


Table of Contents

FINANCIAL STRUCTURE, POLICY AND PROCESS.....	7
FINANCIAL POLICY STATEMENT	9
ALL FUND SUMMARY	18
GENERAL FUND.....	19
GENERAL FUND SUMMARY	20
GENERAL FUND REVENUES.....	21
GENERAL FUND REVENUES CONT'D	22
GENERAL FUND EXPENDITURES.....	23
GENERAL FUND EXPENDITURES by Department	24
SPECIAL REVENUE FUNDS.....	66
INTEREST & SINKING FUND	93
CAPITAL FUNDS.....	97
ENTERPRISE FUND.....	99
INTERNAL SERVICES FUND	104
FIDUCIARY FUNDS.....	109
RELATED CORPORATIONS.....	111



Organization Chart



FINANCIAL STRUCTURE, POLICY AND PROCESS

HOW TO USE THIS DOCUMENT

This budget is intended to give the reader a comprehensive overview of funding for the City's day-to-day operations, scheduled capital improvement expenditures, and principal and interest payments for the City's outstanding long-term debt. The document complies with the Government Finance Officers Association (GFOA) 's recommended practices for fiscal and budgetary transparency.

The operating expenditures are presented by departments in their own sections to give the reader a clear idea of how resources are allocated across the City's various programs.

FINANCIAL POLICY STATEMENT

INTRODUCTION

The Financial Policies result from the desire of the Mayor, City Commission, and staff to establish a basic framework for the City's fiscal management. The policies provide a format to evaluate the City's operations and the authoritative procedures by which the City conducts its financial affairs. The policies encompass requirements of the City Charter and the Texas Local Government Code. An annual review is undertaken, and modifications are made to accommodate the city's needs.

BUDGET ADMINISTRATION

The City will maintain a budgetary control system to ensure expenditures are made in accordance with the adopted annual budget and the City Charter. Expenditures for each department shall not exceed the adopted budget for the department. The budgetary control level (the level at which expenditures cannot legally exceed the budgeted amount) is established at department levels within an individual fund. Budgetary control is achieved through the computerized purchase order system, which does not allow processing if sufficient funds are unavailable at the department's category level. Budgetary control for the Capital Project Funds is achieved through legally binding construction contracts.

With the Mayor's approval, budget transfers will be processed within a department, division, or activity level. Per City Charter requirements, the City Commission shall approve all other amendments, including additional fund appropriations, by ordinance.

The Operating Budget will be balanced with current revenues, excluding beginning resources greater than or equal to current expenditures/expenses. Excess balances may be used for capital outlay or other nonrecurring expenditures.

BASIS OF ACCOUNTING AND BUDGETING

The City's finances are accounted for in accordance with generally accepted accounting principles established by the Governmental Accounting Standards Board (GASB).

1. The City utilizes encumbrance accounting, whereby purchase orders reserve a portion of the annual budgeted appropriations for future payment when the liability actually occurs.
2. The City utilizes fund accounting, which includes account groups. Fund accounting utilizes funds (a separate set of books) to account for certain activities within a governmental unit. The minimum number of funds is maintained to comply with legal requirements. Account groups are used to account for assets and liabilities not reported in any other fund. Governmental funds are used to account for the city's general government activities, which include the General, Special Revenue, Debt Service, and Capital Projects Funds.
3. Governmental fund types use the flow of current financial resources measurement focus and the modified accrual basis of accounting. Under the modified accrual basis of accounting, revenues are recognized when susceptible to accrual, which is when they are "measurable and available." "Measurable" means the amount of the transaction can be determined and "available" means collectible within the current period or soon enough thereafter to pay liabilities of the current period. Ad valorem, sales, franchise, and hotel taxes are accounted for using the modified accrual basis along with interest income. All other revenues are recognized when received because they are not measurable until they are actually received. Expenditures are recognized when the related fund liability is incurred, if measurable, except for principal and interest on general long-term debt, which are recorded when due, and compensated absences, which are recorded when payable from currently available financial resources.
4. The Enterprise Fund is accounted for on a flow of economic resources measurement focus and uses the accrual basis of

accounting. Under this method, revenues are recorded when earned and expenditures are recorded at the time liabilities are incurred.

The City's annual budgets are prepared and adopted on basis consistent with generally accepted accounting principles for all governmental and enterprise funds. The Capital Projects Funds budgets are adopted by the project and do not lapse at year-end unless there is no activity or encumbrance of appropriations within three years or the project is abandoned. All other appropriations lapse at the end of the fiscal year. Outstanding encumbrances are reported as a reserve of the fund balance and do not constitute expenditures or liabilities in the current budget. The expenditures for those encumbrances are recognized in the subsequent fiscal year.

FINANCIAL REPORTING

1. An Annual Comprehensive Financial Report (ACFR) shall be prepared at the end of each fiscal year. It shall be prepared in accordance with generally accepted accounting and financial reporting principles established by the Governmental Accounting Standards Board. The ACFR shall show the status of the city's finances on the basis of generally accepted accounting principles (GAAP). This report shall include a report from an independent certified public accountant designated by the City Commission and filed with the City Commission. It shall be made available for public inspection and a part of the archives of the City.

REVENUES

1. The City will estimate its annual revenues by an objective, analytical process, which includes reviewing historical revenues, consumer price indexing factors, and the economic activity within the city and surrounding areas. The revenue projections shall be made conservatively in order that actual revenues should meet or exceed the budgeted revenues for the year.
2. The City will follow an aggressive policy of collecting all City revenues. The City will review its delinquent tax receivables annually and will implement collection procedures to obtain all revenues due to the City in a timely manner.

3. The City will set fees for recreational activities at a level determined by the City Commission to provide the activity economically for the Citizens.
4. The City will invest all idle funds prudently to assure maximum returns on investments, with minimal risk to the principal.
5. The City will strive to maintain a balanced property tax rate.

EXPENDITURES

1. The City will estimate its annual expenditures using an objective, analytical process that includes reviewing historical expenditures, consumer price indexing factors, economic activity, and growth within the city and surrounding areas. The City will budget sufficient funds to provide a level of service that enhances the quality of life for all community residents.
2. The City will budget, account, and report detailed expenditures in the following categories: Personnel, Supplies, Maintenance, Services, Debt Service, Capital Outlay, and Capital Projects.
3. The City will constantly strive to increase the level of service to the citizens without an increased level of cost. The City will also seek to reduce the cost of the current level of services provided through innovative programs and initiatives.
4. The City will provide for adequate maintenance of capital assets and for their timely replacement. Each department shall project the future capital needs of the department for a minimum of five years in order to accommodate all department's capital needs each budget year, maintaining a constant level of expenditures for capital equipment each budget year. Expenditures for additional capital equipment shall be made only to provide a higher level of productivity or service. Capital Assets are reported as fixed assets in the General Fixed Asset Account Group (GFAAG) if the total cost of the asset equals \$5,000 or greater, excluding incidental costs related to the acquisition of the asset.

5. The City's personnel expenditures will reflect the personnel necessary to maintain the established level of city services. The City will strive to maintain a market-competitive compensation and benefits package to attract quality employees.

FUND BALANCE

The objective of this policy is to provide adequate cash to meet cash flow requirements and to have available resources for an unexpected emergency, while maintaining reasonable tax rates and charges for services.

1. The City will strive to maintain a fund balance of 15-25% of the budgeted operational expenditures for the General fund. All other funds shall maintain a fund balance that will enable the fund to meet its cash flow needs.
2. The City shall avoid utilizing fund balances for operational expenditures. Fund Balances should only be used for non-recurring capital expenditures and projects.
3. Surplus fund balances may be transferred to another fund to be used for capital programs and projects.
4. Several other reserves are maintained as required by legal covenants.

DEBT

Rapid growth challenges a city's ability to meet the service needs of the community. This can result in the need to finance major projects. Through debt financing, the City can meet the needs of the citizens and distribute the cost of the improvements over its useful life.

1. The City will confine long-term borrowing to capital improvements or projects that cannot be financed from current revenues. The City will not use long-term debt for current operations.
2. When the City issues debt, it will pay back within a period not to exceed the expected useful life of the project. The City will strive to issue debt with a maximum maturity of twenty-five (25) years or

less.

3. The City will communicate well with bond rating agencies about its financial condition, follow a policy of full disclosure on every financial report and bond prospect, and strive to maintain or improve the current bond ratings of Standard and Poor's and Moody's Investor Service.
4. No appropriations for debt payments may be transferred or reduced below any amount required by law (bond covenants) to be appropriated.

INVESTMENTS

It is the policy of the City of Texas City that, due to the safety and risk of investment, all available funds shall be invested in conformance with this legal and administrative guideline. The City's portfolio shall be designed and managed to be responsive to the highest public trust and consistent with this policy. Investments shall be made in a manner which will provide the maximum security of principal invested through limitations and diversifications while meeting the daily cash flow needs of the City. Receiving a market rate of return will be secondary to the requirements for safety and liquidity. This policy will adopt passive investment strategies designated to minimize administrative expenses while obtaining market average rates of return and incurring minimal risks. The investment policy applies to all of the financial resources of the City of Texas City and any component units of the City.

CAPITAL PROJECTS

Capital projects shall be submitted to the City Commission for approval and shall include the following items:

1. The City will develop a multi-year capital projects plan and update it annually. The City will estimate the costs and potential funding sources for each capital project included in the plan.

2. The City shall utilize the most beneficial method of financing capital projects from the following sources: pay-as-you-go, bonds, short-term notes, joint financing with other governmental entities, special assessments, and federal and state grant programs.
3. The City will carry out the capital improvements plan and fund the capital projects budgets in accordance with the capital projects plan.
4. The City will include the cost of operations of the capital project in the operating budget during the year of completion. Future operating costs associated with new capital projects will be projected and included in the operating forecasts.

LONG TERM FINANCIAL PLAN

1. The City shall establish and maintain a long-term financial plan that projects future revenues, expenditures, fund balances, and cash flow needs. The projections shall be updated as changes occur during the year.
2. The annual budget shall be prepared in conjunction with the long-term financial plan's goals and objectives.

NOTICE OF MEETING TO VOTE ON TAX RATE

A tax rate of \$0.488635 per \$100 valuation has been proposed by the governing body of the City of Texas City.

PROPOSED TAX RATE	\$0.488635 per \$100
NO-NEW-REVENUE TAX RATE	\$0.488635 per \$100
VOTER-APPROVAL TAX RATE	\$0.602350 per \$100

The no-new-revenue tax rate is the tax rate for the 2024 tax year that will raise the same amount of property tax revenue for the City of Texas City from the same properties in both the 2023 tax year and the 2024 tax year. The voter-approval rate is the highest tax rate that the City of Texas City may adopt without holding an election to seek voter approval of the rate. The proposed tax rate is not greater than the no-new-revenue tax rate. This means that the City of Texas City is not proposing to increase property taxes for the 2024 tax year.

A PUBLIC MEETING TO VOTE ON THE PROPOSED TAX RATE WILL BE HELD ON August 21, 2024 AT 5:00 PM AT Kenneth T. Nunn Room at City Hall, 1801 9th Avenue North, Texas City, Texas 77590.

The proposed tax rate is also not greater than the voter-approval tax rate. As a result, the City of Texas City is not required to hold an election to seek voter approval of the rate. However, you may express your support for or opposition to the proposed tax rate by contacting the members of the City Commissioners of the City of Texas City at their offices or by attending the public meeting mentioned above.

YOUR TAXES OWED UNDER ANY OF THE RATES MENTIONED ABOVE CAN BE CALCULATED AS FOLLOWS:

Property tax amount= (tax rate) x (taxable value of your property)/100

FOR the proposal:	Mayor Dedrick D. Johnson, Sr. Mayor Pro-Tem Thelma Bowie	Keith Love Abel Garza, Jr.	Chris Sharp
ABSENT:	DeAndre' Knoxson	Jami Clark	

Visit [Texas.gov/PropertyTaxes](https://www.texas.gov/PropertyTaxes) to find a link to your local property tax database on which you can easily access information regarding your property taxes, including information about proposed tax rates and scheduled public hearings of each entity that taxes your property. The 86th Texas Legislature modified the manner in which the voter-approval tax rate is calculated to limit the rate of growth of property taxes in the state. The following table compares the taxes imposed on the average residence homestead by the City of Texas City last year to the taxes proposed to be imposed on the average residence homestead by the City of Texas City this year.

	2023	2024	Change
Total tax rate (per \$100 of value)	\$0.490000	\$0.488635	decrease of -0.001365 per \$100, or -0.28%
Average homestead taxable value	\$164,577	\$178,488	increase of +8.45%
Tax on average homestead	\$806.43	\$872.15	increase of +\$65.72, or +8.15%
Total tax levy on all properties	\$33,176,418	\$33,491,795	increase of +\$315,377, or +0.95%

For assistance with tax calculations, please contact the tax assessor for the City of Texas City at (877) 766-2284 or galcotax@galvestoncountytexas.gov, or visit www.galcotax.com for more information.

2024-2025 BUDGET CALENDAR

PHASE I: Budget Development Process

(This phase is the responsibility of **staff**.)

May 25 – July 8 Budget Workshops with Department Heads

PHASE II: Budget Review & Adoption Process

July 8 Deadline for TNT info to County assessor/collector

July 17 City Commission Budget Workshop @ 4:00 p.m.

July 25 Deadline for Roll certification

July 27 Calculation of the Tax Rates (No New Revenue (NNR) Tax Rate and Voter-Approval Tax Rate (VAR) by Galveston County Tax Office

Aug 7 Record Vote on proposed tax rate subject to receipt of NNR or VAR from Galveston County Tax Office

Aug 9 Publish proposed tax rate, NNR and VAR Tax Rates. Post on City's website and City's Public Access TV channel

Aug 14 Special Called City Commission Meeting, if needed

Aug 15 Notice of Tax Rate Adoption Meeting

Aug 21 Adopt Tax Rate (NNR & VAR) by Record Vote
Approved Certified Roll

Aug 26 Schedule public hearing on the budget, file budget with City Secretary for public inspection and post on City website
(Public hearing shall be set not less than 15 days subsequent to the time budget is filed)

Sept 4 Publish first notice of budget public hearing (Charter)

Sept 11 Publish second notice of budget public hearing (Charter)

Sept 18 Public hearing on proposed budget

ALL FUND SUMMARY

FUND NAME	2022 Actual	2023 Actual	2024 Revised Budget	FY24 YEAR END PROJECTIONS	FY25 PROPOSED BUDGET
GENERAL FUND-101	\$ 63,367,597	\$ 77,699,294	\$ 74,512,456	\$ 70,038,568	\$ 75,008,334
HOTEL MOTEL TAX FUND-201	\$ 825,139	\$ 1,155,212	\$ 920,000	\$ 811,778	\$ 920,000
AMERICAN RESCUE PLAN ACT-243	\$ 921,740	\$ 4,010,147	\$ 4,609,012	\$ 600,000	\$ 3,979,012
CABLE PUBLIC EDU GOV CHANNEL-230	\$ 91,303	\$ 104,858	\$ 100,000	\$ 52,910	\$ 100,000
CAPITAL RECOVERY SEWER ZONE 1-209	\$ 2,646	\$ 10,119	\$ -	\$ 99,059	\$ -
CAPITAL RECOVERY SEWER ZONE 2-256	\$ 2,156,891	\$ 1,878,430	\$ 3,725,108	\$ 2,236,230	\$ 2,500,000
CAPITAL RECOVERY WATER ZONE 1-208	\$ 2,911	\$ 7,468	\$ -	\$ 73,099	\$ -
CAPITAL RECOVERY WATER ZONE 2-255	\$ 2,004,814	\$ 1,413,317	\$ 2,300,000	\$ 1,634,622	\$ 2,200,000
CAPITAL-602	\$ 2,406,844	\$ 235,505	\$ 65,000	\$ 75,485	\$ 35,000
CDBG - COMMUNITY DEVELOPMENT-211	\$ -	\$ -	\$ 374,271	\$ 136,000	\$ 238,271
CDBG - DISASTER RECOVERY MITIGATION-242	\$ 558,531	\$ 568,189	\$ 13,886,916	\$ 435,381	\$ 13,336,916
CDBG MITIGATION GRANT-244	\$ -	\$ 1,408,309	\$ 16,812,172	\$ 1,856,107	\$ 14,956,065
CDBG MIT-MOD GRANT-245	\$ -	\$ -	\$ 8,012,700	\$ 600,000	\$ 7,326,700
COMMISSIONERS' COMMUNITY GRANT-220	\$ -	\$ 35,000	\$ 35,000	\$ 18,200	\$ 35,000
CONSTRUCTION-401	\$ 325,114	\$ 279,808	\$ 135,407	\$ 112,377	\$ 85,407
COPS GRANTS-226	\$ 392,765	\$ 0	\$ 95,000	\$ -	\$ 95,000
CULTURAL ARTS FOUNDATION-807	\$ 118,965	\$ 170,774	\$ 159,500	\$ 179,427	\$ 19,500
DEBT SERVICE-301	\$ 3,509,141	\$ 3,648,805	\$ 7,020,396	\$ 7,844,106	\$ 3,073,207
DRUG CONFISCATION-205	\$ 6,364	\$ 7,257	\$ 20,500	\$ 5,866	\$ 20,500
ECONOMIC DEVELOPMENT CORP-801	\$ 6,611,598	\$ 8,677,273	\$ 7,180,000	\$ 6,440,506	\$ 6,480,000
FIREMEN'S RELIEF & RETIREMENT-701	\$ 3,941,145	\$ 447,113	\$ 3,225,000	\$ 4,864	\$ 3,225,000
FOREIGN TRADE ZONE CORP-805	\$ 101,639	\$ 104,607	\$ 100,000	\$ 2,726	\$ 100,000
GENERAL LAND OFFICE-278	\$ 450,894	\$ 18,735	\$ -	\$ -	\$ -
GROUP INSURANCE-601	\$ 7,436,158	\$ 7,295,777	\$ 7,900,000	\$ 6,898,392	\$ 7,900,000
HISTORICAL PRESERVATION CORP-808	\$ 139,890	\$ 153,688	\$ 151,550	\$ 28,763	\$ 151,450
INDUSTRIAL DEV CORP-804	\$ 6,040	\$ 4,911	\$ 1,000	\$ 4,232	\$ 1,000
LEOSE GRANT-240	\$ -	\$ 4,780	\$ 12,189	\$ 12,189	\$ -
MUNICIPAL COURT BUILDING SECURITY-203	\$ 36,908	\$ 62,461	\$ 62,000	\$ 42,294	\$ 62,000
MUNICIPAL COURT EFFICIENCY-235	\$ 8,975	\$ 22,387	\$ 13,500	\$ 14,872	\$ 13,500
MUNICIPAL COURT JUROR -241	\$ 1,033	\$ 957	\$ 2,050	\$ 646	\$ 550
MUNICIPAL COURT TECHNOLOGY-204	\$ 43,152	\$ 42,462	\$ 60,500	\$ 26,353	\$ 20,500
MUNICIPAL COURT TRUANCY-239	\$ 51,802	\$ 47,877	\$ 56,000	\$ 28,690	\$ 27,300
PUBLIC FACILITIES DEV CORP-803	\$ 277,566	\$ 269,361	\$ 221,000	\$ 180,555	\$ 221,000
SOUTHEAST TEXAS HOUSING GRANT-229	\$ -	\$ 60,000	\$ -	\$ -	\$ -
STEP-OP GRANT-253	\$ 18,857	\$ 15,049	\$ 16,943	\$ 8,817	\$ -
TEXAS CITY DIKE-279	\$ 1,142,854	\$ 1,359,757	\$ 1,743,339	\$ 668,256	\$ 1,303,500
UTILITIES - WATER/SEWER OPERATIONS-501	\$ 21,204,494	\$ 24,421,524	\$ 22,771,000	\$ 17,986,161	\$ 23,588,285
WINDSTORM INSURANCE-603	\$ 45,731	\$ 36,816	\$ 3,500	\$ 34,022	\$ 3,500
Grand Total	\$ 118,209,499	\$ 135,678,024	\$ 176,303,009	\$ 119,191,551	\$ 167,026,497

GENERAL FUND

GENERAL FUND SUMMARY

	FY22	FY23	FY24 AMENDED	FY24 YEAR END	FY25
REVENUES	ACTUAL	ACTUAL	BUDGET	PROJECTIONS	PROPOSED BUDGET
GENERAL PROPERTY TAXES	\$ 25,758,638	\$ 31,143,141	\$ 28,174,011	\$ 29,402,855	\$ 30,651,079
OTHER TAXES & ASSESSMENTS	\$ 24,939,968	\$ 29,241,017	\$ 31,012,000	\$ 24,344,446	\$ 28,592,000
CHARGES FOR SERVICES	\$ 7,750,474	\$ 8,539,950	\$ 7,765,000	\$ 7,218,449	\$ 7,765,000
OTHER REVENUES	\$ 473,369	\$ 5,207,959	\$ 3,887,123	\$ 5,716,843	\$ 3,887,123
FINES & FORFEITS	\$ 2,008,489	\$ 1,786,166	\$ 1,900,000	\$ 1,356,639	\$ 1,900,000
LICENSES & PERMITS	\$ 1,732,861	\$ 1,026,210	\$ 910,190	\$ 1,445,859	\$ 1,349,000
OTHER SOURCES	\$ 322,469	\$ 249,872	\$ 553,632	\$ 66,200	\$ 553,632
INTERGOVERNMENTAL REVENUES	\$ 131,221	\$ 255,566	\$ 310,500	\$ 244,282	\$ 310,500
Grand Total	\$ 63,117,489	\$ 77,449,882	\$ 74,512,456	\$ 69,795,574	\$ 75,008,334
EXPENDITURES					
SALARIES & BENEFITS	\$ 40,954,764	\$ 43,671,044	\$ 47,976,439	\$ 47,119,106	\$ 49,413,144
OTHER CHARGES	\$ 5,734,540	\$ 6,080,552	\$ 6,784,439	\$ 6,525,958	\$ 7,677,737
MATERIALS & SUPPLIES	\$ 3,168,095	\$ 3,279,252	\$ 4,509,059	\$ 3,931,310	\$ 4,632,992
CONTRACTUAL SERVICES	\$ 14,489,230	\$ 13,772,153	\$ 14,179,586	\$ 13,477,991	\$ 13,166,136
OTHER USES	\$ 9,070,470	\$ 6,401,713	\$ 600,000	\$ 429,302	\$ 500,000
CAPITAL OUTLAY	\$ 1,086,069	\$ 944,556	\$ 2,526,346	\$ 2,353,911	\$ 210,000
Grand Total	\$ 74,503,167	\$ 74,149,270	\$ 76,575,869	\$ 73,837,579	\$ 75,600,009
EXCESS REVENUES OVER/(UNDER)					\$ (591,675)
BEGINNING FUND BALANCE	\$ 38,352,405	\$ 26,185,978	\$ 29,419,285		\$ 25,377,280
NET CHANGE IN FUND BALANCE	\$ (12,166,427)	\$ 3,233,307	\$ (4,042,005)		\$ (591,675)
ENDING FUND BALANCE	\$ 26,185,978	\$ 29,419,285	\$ 25,377,280		\$ 24,785,605

GENERAL FUND REVENUES

REVENUES	FY22 Actual	FY23 Actual	FY24	FY23-24 YEAR	FY24-25
			Amended Budget	END PROJECTIONS	PROPOSED BUDGET
41001-GF CURRENT TAXES	\$ 25,312,145	\$ 30,503,894	\$ 27,684,011	\$ 29,007,681	\$ 30,161,079
41002-GF DELINQUENT TAXES	\$ 257,650	\$ 387,989	\$ 290,000	\$ 214,853	\$ 290,000
41003-GF PENALTY & INTEREST	\$ 188,844	\$ 251,258	\$ 200,000	\$ 180,322	\$ 200,000
GENERAL PROPERTY TAXES	\$ 25,758,638	\$ 31,143,141	\$ 28,174,011	\$ 29,402,855	\$ 30,651,079
OTHER TAXES & ASSESSMENTS	\$ -	\$ -	\$ -	\$ -	\$ -
42001-GF STATE SALES TAX	\$ 18,137,745	\$ 22,494,154	\$ 24,200,000	\$ 18,069,539	\$ 21,780,000
42002-GF MIXED BEVERAGE TAX	\$ 132,786	\$ 128,430	\$ 110,000	\$ 71,474	\$ 110,000
42202-GF ENTEX FRANCHISE TAX	\$ 354,204	\$ 391,187	\$ 400,000	\$ 336,036	\$ 400,000
42203-GF TELECOMMUNICATIONS TAX	\$ 273,036	\$ 96,638	\$ 300,000	\$ 319,146	\$ 300,000
42204-GF COMCAST FRANCHISE TAX	\$ 504,653	\$ 464,213	\$ 500,000	\$ 381,013	\$ 500,000
42207-GF TX-NEW MEXICO TAX	\$ 5,381,613	\$ 5,492,430	\$ 5,342,000	\$ 5,036,924	\$ 5,342,000
42209-GF GARBAGE CO. FEE	\$ 155,931	\$ 173,965	\$ 160,000	\$ 130,316	\$ 160,000
OTHER TAXES & ASSESSMENTS	\$ 24,939,968	\$ 29,241,017	\$ 31,012,000	\$ 24,344,446	\$ 28,592,000
CHARGES FOR SERVICES	\$ -	\$ -	\$ -	\$ -	\$ -
45002-GF GARBAGE PICKUP	\$ 4,699,099	\$ 4,992,706	\$ 4,750,000	\$ 4,615,910	\$ 4,750,000
45003-GF BAYOU GOLF GREEN FEE	\$ 864,673	\$ 953,907	\$ 865,000	\$ 707,430	\$ 865,000
45004-GF BAYOU GOLF SNOW REMOVAL	\$ 1,947	\$ 8,581	\$ 15,000	\$ -	\$ 15,000
45005-GF LOWRY CENTER INTEREST	\$ 156,058	\$ 128,017	\$ 175,000	\$ 116,037	\$ 175,000
45006-GF RIFLE RANGE INC	\$ 134,035	\$ 147,942	\$ 150,000	\$ 110,501	\$ 150,000
45600-GF EMS PATIENT CHARGE	\$ 1,894,383	\$ 2,308,798	\$ 1,800,000	\$ 1,668,571	\$ 1,800,000
45601-EMERG SVC TRAINING	\$ 280	\$ -	\$ 10,000	\$ -	\$ 10,000
CHARGES FOR SERVICES Tot	\$ 7,750,474	\$ 8,539,950	\$ 7,765,000	\$ 7,218,449	\$ 7,765,000
OTHER SOURCES	\$ -	\$ -	\$ -	\$ -	\$ -
49042-TRANSFER FROM OTHER	\$ -	\$ -	\$ 493,632	\$ -	\$ 493,632
49102-PROCEEDS FROM LICENSES	\$ 199,195	\$ -	\$ -	\$ -	\$ -
49103-PROCEEDS FROM SALES TAX	\$ 17,977	\$ 3,200	\$ -	\$ 5,408	\$ -
49104-PROCEEDS FROM SALES TAX	\$ 105,297	\$ 97,994	\$ 60,000	\$ 60,791	\$ 60,000
49110-PROCEEDS FROM SEVERANCE	\$ -	\$ 148,678	\$ -	\$ -	\$ -
OTHER SOURCES Total	\$ 322,469	\$ 249,872	\$ 553,632	\$ 66,200	\$ 553,632

GENERAL FUND REVENUES CONT'D

REVENUES	FY22 Actual	FY23 Actual	FY24 Amended Budget	FY23-24 YEAR END PROJECTIONS	FY24-25 PROPOSED BUDGET
OTHER REVENUES	\$ -	\$ -	\$ -	\$ -	\$ -
48013-IN LIEU OF TAX	\$ -	\$ 750,000	\$ 750,000	\$ 900,000	\$ 750,000
48101-GF RECREATION & TOURISM IN	\$ 292,629	\$ 322,297	\$ 350,000	\$ 231,915	\$ 350,000
48102-GF NESSLER POOL INCOME	\$ 160,320	\$ 202,976	\$ 200,000	\$ 56,700	\$ 200,000
48106-GF LIBRARY FINES	\$ 17,395	\$ 19,802	\$ 16,000	\$ 19,433	\$ 16,000
48113-GF MISC.RENT INCOME	\$ 46,123	\$ 50,316	\$ 46,123	\$ 45,572	\$ 46,123
48115-RENT INCOME-SHOAL POINT	\$ -	\$ -	\$ -	\$ 261,760	\$ -
48205-NET CHANGE IN FV INVEST	\$ (1,915,522)	\$ 1,032,291	\$ 800,000	\$ 782,748	\$ 800,000
48801-GF MISCELLANEOUS INCOME	\$ 382,154	\$ 317,142	\$ 100,000	\$ 250,038	\$ 100,000
48802-GF INTEREST INCOME	\$ 162,820	\$ 825,769	\$ 500,000	\$ 798,250	\$ 500,000
48810-GF FTZ SUBZONE FEES	\$ 653,569	\$ 1,002,853	\$ 1,000,000	\$ 1,933,769	\$ 1,000,000
48811-GF RECYCLING REVENUES	\$ 93,785	\$ 72,914	\$ 75,000	\$ 53,179	\$ 75,000
48812-MUNICIPAL FACILITIES FEES	\$ 68,500	\$ -	\$ -	\$ -	\$ -
48815-CREDIT CARD PROCESSING	\$ (112,674)	\$ (146,153)	\$ (150,000)	\$ (110,346)	\$ (150,000)
48850-INSURANCE/SETTLEMENT PROCEEDS	\$ -	\$ 55,268	\$ -	\$ -	\$ -
48851-NUISANCE ABATEMENT INCOME	\$ -	\$ 702,485	\$ 200,000	\$ 493,824	\$ 200,000
OTHER REVENUES Total	\$ 473,369	\$ 5,207,959	\$ 3,887,123	\$ 5,716,843	\$ 3,887,123
LICENSES & PERMITS	\$ -	\$ -	\$ -	\$ -	\$ -
43002-GF OCCUPATIONAL LICENSES	\$ 3,753	\$ 5,350	\$ 6,000	\$ 2,085	\$ 6,000
43100-GF BUILDING PERMITS	\$ 738,629	\$ 573,561	\$ 465,000	\$ 729,670	\$ 700,000
43101-GF ELECTRICAL PERMITS	\$ 88,024	\$ 75,499	\$ 66,000	\$ 74,840	\$ 70,000
43102-GF PLUMBING PERMITS	\$ 64,927	\$ 54,563	\$ 44,000	\$ 64,378	\$ 66,000
43103-GF A/C-HEATING PERMITS	\$ 59,931	\$ 48,852	\$ 38,000	\$ 61,239	\$ 57,000
43104-GF MISCELLANEOUS PERMITS	\$ 56,114	\$ 19,514	\$ 25,000	\$ 252,917	\$ 220,000
43105-GF TEMPORARY PERMITS	\$ 30,990	\$ 29,460	\$ 30,000	\$ 30,726	\$ 25,000
43106-GF CULVERT PERMITS	\$ 75,107	\$ 23,801	\$ 25,000	\$ 1,794	\$ 5,000
43107-GF FIRE PERMITS	\$ 30,335	\$ 14,421	\$ 30,000	\$ 27,265	\$ 25,000
43108-PIPELINE PERMITS AND FEES	\$ 585,051	\$ 181,190	\$ 181,190	\$ 200,944	\$ 175,000
LICENSES & PERMITS Total	\$ 1,732,861	\$ 1,026,210	\$ 910,190	\$ 1,445,859	\$ 1,349,000
INTERGOVERNMENTAL REVENUES	\$ -	\$ -	\$ -	\$ -	\$ -
44003-GF EMERGENCY MGMT GRANT	\$ 14,526	\$ -	\$ -	\$ -	\$ -
44009-GF GRANT REVENUE	\$ 94,194	\$ 233,066	\$ 288,000	\$ 244,282	\$ 288,000
44012-GF GALVESTON CO MUTUAL AID	\$ 22,500	\$ 22,500	\$ 22,500	\$ -	\$ 22,500
INTERGOVERNMENTAL REVENUES Total	\$ 131,221	\$ 255,566	\$ 310,500	\$ 244,282	\$ 310,500
FINES & FORFEITS	\$ -	\$ -	\$ -	\$ -	\$ -
46001-GF MUNICIPAL COURT FINES	\$ 2,008,489	\$ 1,786,166	\$ 1,900,000	\$ 1,356,639	\$ 1,900,000
FINES & FORFEITS Total	\$ 2,008,489	\$ 1,786,166	\$ 1,900,000	\$ 1,356,639	\$ 1,900,000
Grand Total	\$ 63,117,489	\$ 77,449,882	\$ 74,512,456	\$ 69,795,574	\$ 75,008,334

GENERAL FUND EXPENDITURES

GENERAL FUND EXPENDITURES by Department

ADMINISTRATION

ACTIVITY SUMMARY

FUND: GENERAL					
DEPARTMENT: ADMINISTRATION			ACTIVITY: GENERAL GOVERNMENT		
SERVICE STATEMENT					
<p>The Administration department is responsible for the supervision, administration, and planning the City's financial activities. These activities include financial reporting, utility billing and collections, ad valorem tax billing and collections, revenue collections, investments, debt management, risk management, grant management and budget preparation. The CFO and other staff members provide financial information to the City Commission, Mayor and departments. This department also provides financial services to the Texas City Economic Development Corporation, Texas City Industrial Development Corporation, Texas City Harbour Foreign Trade Zone Corporation, Public Facilities Development Corporation, Texas City Historical Preservation Corporation, and the Texas City Cultural Arts Foundation.</p> <p>The Administration department also administers and maintains the personnel policies for the City. The department addresses all matters relating to payroll and personnel including recruitment, employee benefits, personnel guidelines, labor negotiations and civil service.</p>					
PERSONNEL SUMMARY					
		ACTUAL	ACTUAL	ACTUAL	BUDGET
		FY 2021-22	FY 2022-23	FY 2023-24	FY 2024-25
Mayor's Office		2	2	2	2
Commissioners		6	6	6	6
Office of Finance		9	9	10	12
Office of Management Services (Corp.)	a	6	6	6	7
Office of Human Resources		3	3	3	5
City Secretary Office	b	1	1	2	2
TOTAL		27	27	29	34

a- Paid from various Funds (Texas City (TC) Economic Development Corporation and TC Foreign Trade Zone Corporation, Gen Fund, and Hotel/Motel Occupancy Tax Fund)

b- Paid from General Fund and TC Economic Development Corporation

	FY22	FY23	FY24	FY24	FY25
	ACTUAL	ACTUAL	AMENDED	YEAR END	PROPOSED
			BUDGET	PROJECTIONS	BUDGET
SALARIES & BENEFITS	\$ 1,383,909	\$ 1,566,073	\$ 1,748,010	\$ 1,708,429	\$ 2,351,557
OTHER CHARGES	\$ 1,521,977	\$ 1,734,926	\$ 1,918,500	\$ 2,156,060	\$ 2,248,500
CONTRACTUAL SERVICES	\$ 2,133,353	\$ 2,337,328	\$ 2,144,873	\$ 2,152,206	\$ 2,210,373
MATERIALS & SUPPLIES	\$ 76,594	\$ 69,264	\$ 80,300	\$ 104,906	\$ 80,700
CAPITAL OUTLAY	\$ -	\$ 172,528	\$ 100,000	\$ -	\$ -
Grand Total	\$ 5,115,833	\$ 5,880,119	\$ 5,991,683	\$ 6,121,602	\$ 6,891,130

	FY22 ACTUAL	FY23 ACTUAL	FY24 AMENDED BUDGET	FY24 YEAR END PROJECTIONS	FY25 PROPOSED BUDGET
SALARIES & BENEFITS	\$ 1,383,909	\$ 1,566,073	\$ 1,748,010	\$ 1,708,429	\$ 2,351,557
51010-SALARIES	\$ 1,010,188	\$ 1,177,397	\$ 1,283,607	\$ 1,226,029	\$ 1,878,607
51030-OVERTIME PAY	\$ -	\$ 140	\$ 500	\$ 45	\$ 500
51070-LIFE & DISABILITY	\$ 2,722	\$ 2,873	\$ 13,350	\$ 2,961	\$ 13,350
51080-RETIREMENT	\$ 163,046	\$ 190,587	\$ 229,741	\$ 218,984	\$ 229,741
51090-MEDICARE TAX	\$ 14,355	\$ 16,551	\$ 18,612	\$ 18,024	\$ 18,612
51110-GROUP HEALTH INSURANCE	\$ 175,029	\$ 171,614	\$ 175,000	\$ 178,208	\$ 183,547
51120-TERMINATION PAY	\$ 11,772	\$ -	\$ 20,000	\$ 59,394	\$ 20,000
51130-INCENTIVE PAY	\$ 6,796	\$ 6,911	\$ 7,200	\$ 4,785	\$ 7,200
OTHER CHARGES	\$ 1,521,977	\$ 1,734,926	\$ 1,918,500	\$ 2,156,060	\$ 2,248,500
54200-ELECTION COST	\$ 24,093	\$ -	\$ 25,000	\$ -	\$ -
54220-MEDICAL FEES	\$ 850	\$ 350	\$ 500	\$ 481	\$ 500
54300-TRAINING & PERSONNEL	\$ 4,939	\$ 12,148	\$ 10,000	\$ 3,532	\$ 20,000
54301-TUITION REIMBURSEMENT	\$ 1,097	\$ -	\$ 8,000	\$ 1,574	\$ 8,000
54500-TEXAS EMPLOYMENT COMMIS	\$ 13,743	\$ 4,746	\$ 25,000	\$ 8,410	\$ 20,000
54600-BAD DEBTS	\$ -	\$ -	\$ -	\$ -	\$ -
54790-TIRZ TAX PAYMENTS	\$ 1,477,255	\$ 1,717,682	\$ 1,850,000	\$ 2,142,063	\$ 2,200,000
MATERIALS & SUPPLIES	\$ 76,594	\$ 69,264	\$ 80,300	\$ 104,906	\$ 80,700
52240-GASOLINE & OIL	\$ 2,920	\$ 4,266	\$ 3,000	\$ 2,592	\$ 3,000
52540-SUPPLIES - FOOD, MISC.	\$ 2,257	\$ 2,257	\$ 2,100	\$ 3,458	\$ 2,500
52660-OFFICE SUPPLIES	\$ 19,018	\$ 17,419	\$ 20,000	\$ 31,469	\$ 20,000
52680-JANITORIAL SUPPLIES	\$ 6,080	\$ 5,646	\$ 6,200	\$ 8,715	\$ 6,200
52710-SAFETY PROGRAM	\$ 10,036	\$ 9,805	\$ 12,000	\$ 17,761	\$ 12,000
52715-EMPLOYEE SERVICE PROGRA	\$ 35,772	\$ 30,816	\$ 36,000	\$ 39,799	\$ 36,000
52780-MISC. MATERIALS & SUPPL	\$ 512	\$ (944)	\$ 1,000	\$ 1,112	\$ 1,000

ADMINISTRATION – 101-101

	FY22 ACTUAL	FY23 ACTUAL	FY24 AMENDED BUDGET	FY24 YEAR END PROJECTIONS	FY25 PROPOSED BUDGET
CONTRACTUAL SERVICES	\$ 2,133,353	\$ 2,337,328	\$ 2,144,873	\$ 2,152,206	\$ 2,210,373
53060-EXPENSE ADMINISTRATIVE	\$ 62,906	\$ 82,841	\$ 60,000	\$ 94,584	\$ 60,000
53120-INSURANCE - FIRE & FLOOD	\$ 4,619	\$ 5,397	\$ 6,000	\$ -	\$ 6,000
53140-INSURANCE - CASUALTY	\$ 989,306	\$ 1,032,674	\$ 985,000	\$ 835,979	\$ 1,000,000
53150-INSURANCE - AD&D	\$ 40,968	\$ 36,226	\$ 36,000	\$ 24,542	\$ 36,000
53200-UTILITIES	\$ 35,841	\$ 39,459	\$ 41,000	\$ 28,550	\$ 41,000
53260-PHONE/NETWORK	\$ 65,424	\$ 71,302	\$ 65,000	\$ 65,954	\$ 65,000
53360-MAINTENANCE - OFFICE EQ	\$ 1,467	\$ -	\$ 5,000	\$ -	\$ 5,000
53540-MAINTENANCE - BUILDING	\$ 81,366	\$ 61,731	\$ 100,000	\$ 49,442	\$ 100,000
53560-MAINTENANCE CONTRACT	\$ 615	\$ 720	\$ 500	\$ -	\$ 500
53565-NUISANCE ABATEMENT EXPENSE	\$ 241,795	\$ 507,254	\$ 300,000	\$ 548,998	\$ 300,000
53600-POSTAGE	\$ 6,229	\$ 7,184	\$ 9,000	\$ 6,053	\$ 9,000
53680-PROFESSIONAL FEES	\$ 266,754	\$ 206,763	\$ 200,000	\$ 217,306	\$ 250,000
53686-TEMPORARY PERSONNEL FEE	\$ -	\$ -	\$ -	\$ -	\$ -
53690-CENTRAL APPRAISAL DISTR	\$ 263,137	\$ 222,391	\$ 264,000	\$ 215,263	\$ 264,000
53700-EQUIPMENT RENTAL	\$ 41,060	\$ 39,162	\$ 43,000	\$ 42,427	\$ 43,000
53705-EQUIPMENT LEASE FEES	\$ -	\$ -	\$ -	\$ -	\$ 1,500
53740-BONDS - EMPLOYEES	\$ 826	\$ 266	\$ 1,500	\$ 846	\$ -
53760-TRAVEL	\$ 2,028	\$ 1,747	\$ 2,000	\$ 4,489	\$ 2,500
53780-PUBLICATIONS & LEGAL	\$ 5,213	\$ 7,810	\$ 5,000	\$ 3,672	\$ 5,000
53800-DUES & MEMBERSHIPS	\$ 22,347	\$ 12,527	\$ 20,000	\$ 11,513	\$ 20,000
53860-WORKMEN'S COMPENSATION	\$ 1,450	\$ 1,873	\$ 1,873	\$ 2,590	\$ 1,873
CAPITAL OUTLAY	\$ -	\$ 172,528	\$ 100,000	\$ -	\$ -
55041-SBITA PURCHASE	\$ -	\$ 172,528	\$ -	\$ -	\$ -
55720-PROCUREMENT OF PROPERTY	\$ -	\$ -	\$ 100,000	\$ -	\$ -
Grand Total	\$ 5,115,833	\$ 5,880,119	\$ 5,991,683	\$ 6,121,602	\$ 6,891,130

ACTIVITY SUMMARY

FUND: GENERAL			
DEPARTMENT: LEGAL		ACTIVITY: GENERAL GOVERNMENT	
SERVICE STATEMENT			
<p>The City Attorney's office provides legal representation and advice for the City Commission of the City of Texas City, Texas and all administrative departments. This department is responsible for directing all legal matters involving the City and for prosecution in Municipal Court. The City Attorney's office represents the Fire and Police departments heads before the Civil Service Commission and in arbitration and on appeals to District Court. The department reviews and evaluates claims of and against the City; cooperates in Code Enforcement; advises and represents the City departments on personnel matters, reviews, advises and assists department heads in agenda matters; draft ordinances and resolutions; works with Commission members to resolve problems in the City; attends Commission meetings; advises Commissioners of the effects of their actions; advises department heads on operation; reviews or drafts legal documents affecting the City; handles citizen complaints; negotiates and drafts franchises; assists in planning and zoning matters; and currently represents the City or supervises the City's representation in damage suits.</p>			
PERSONNEL SUMMARY	ACTUAL FY 2022-23	ACTUAL FY 2023-24	BUDGET FY 2024-25
City Attorney	1	1	1
Administrative Assistant	1	1	1
TOTAL	<u>2</u>	<u>2</u>	<u>2</u>

	FY22 ACTUAL	FY23 ACTUAL	FY24 AMENDED BUDGET	FY24 YEAR END PROJECTIONS	FY25 PROPOSED BUDGET
SALARIES & BENEFITS	\$ 52,098	\$ 66,069	\$ 88,759	\$ 142,440	\$ 89,404
CONTRACTUAL SERVICES	\$ 155,932	\$ 212,620	\$ 232,101	\$ 171,889	\$ 254,851
MATERIALS & SUPPLIES	\$ -	\$ 638	\$ 1,500	\$ 65	\$ 1,000
OTHER CHARGES	\$ 90	\$ 83	\$ 5,000	\$ -	\$ 4,500
Grand Total	\$ 208,120	\$ 279,411	\$ 327,360	\$ 314,395	\$ 349,755

LEGAL 101-102

	FY22		FY23		FY24		FY25			
	ACTUAL		ACTUAL		AMENDED BUDGET		FY24 YEAR END PROJECTIONS	FY25 PROPOSED BUDGET		
SALARIES & BENEFITS	\$	52,098	\$	66,069	\$	88,759	\$	142,440	\$	89,404
51010-SALARIES	\$	30,736	\$	44,403	\$	60,092	\$	103,983	\$	61,000
51070-LIFE & DISABILITY	\$	157	\$	161	\$	625	\$	226	\$	600
51080-RETIREMENT	\$	5,327	\$	7,656	\$	10,971	\$	18,975	\$	11,000
51090-MEDICARE TAX	\$	372	\$	583	\$	871	\$	1,447	\$	920
51110-GROUP HEALTH INS	\$	14,352	\$	12,250	\$	15,000	\$	15,710	\$	14,684
51130-INCENTIVE PAY	\$	1,154	\$	1,015	\$	1,200	\$	2,100	\$	1,200
CONTRACTUAL SERVICES	\$	155,932	\$	212,620	\$	232,101	\$	171,889	\$	254,851
53260-PHONE/NETWORK	\$	-	\$	2,774	\$	3,000	\$	263	\$	1,000
53360-MAINTENANCE - OF	\$	2,299	\$	-	\$	-	\$	-	\$	-
53600-POSTAGE	\$	268	\$	118	\$	500	\$	14	\$	250
53680-PROFESSIONAL FEE	\$	146,592	\$	206,541	\$	200,000	\$	161,538	\$	225,000
53691-DOCUMENT RECOR	\$	-	\$	-	\$	500	\$	-	\$	500
53760-TRAVEL	\$	-	\$	-	\$	1,500	\$	-	\$	1,500
53780-PUBLICATIONS & LE	\$	76	\$	3	\$	1,500	\$	-	\$	1,500
53820-INSURANCE SETTLE	\$	6,602	\$	3,083	\$	25,000	\$	9,954	\$	25,000
53860-WORKMEN'S COMP	\$	94	\$	101	\$	101	\$	121	\$	101
MATERIALS & SUPPLIES	\$	-	\$	638	\$	1,500	\$	65	\$	1,000
52660-OFFICE SUPPLIES	\$	-	\$	638	\$	1,500	\$	65	\$	1,000
OTHER CHARGES	\$	90	\$	83	\$	5,000	\$	-	\$	4,500
54220-MEDICAL FEES	\$	90	\$	-	\$	-	\$	-	\$	-
54300-TRAINING & PERSO	\$	-	\$	83	\$	5,000	\$	-	\$	4,500
Grand Total	\$	208,120	\$	279,411	\$	327,360	\$	314,395	\$	349,755

ACTIVITY SUMMARY

FUND: GENERAL			
DEPARTMENT: PURCHASING		ACTIVITY: GENERAL GOVERNMENT	
PROGRAM DESCRIPTION			
<p>The Purchasing department observes and enforces the purchasing policies outlined in all related regulations in order to procure all materials, supplies, services and equipment for the City. The Purchasing department operates in a frank and open manner so that bidders may be impressed by the fairness of all awards and thus be encouraged to continue to furnish competitive bids so that all departments of the City shall secure the best service or goods of the highest quality at the best price.</p> <p>The department assists all city departments in preparing sealed bids, bid specifications and purchase orders. The departments is also responsible for the operations of the Purchasing Module, which processes all requisitions entered and then converted into purchase orders. Other responsibilities of the department include maintenance of an active computerized bidders list, maintains relations with City vendors, and ensures that annual contracts are available to departments. In addition, this department supervises the disposal of surplus City property, and vending service functions of the General Services Commission.</p>			
PERSONNEL SUMMARY	ACTUAL FY 2022-23	ACTUAL FY 2023-24	BUDGET FY 2024-25
Purchasing Clerk	0	0	0
Purchasing Coordinator	1	1	1
TOTAL	1	1	1

	FY22 ACTUAL	FY23 ACTUAL	FY24		
			AMENDED BUDGET	FY24 YEAR END PROJECTIONS	FY25 PROPOSED BUDGET
SALARIES & BENEFITS	\$ 107,664	\$ 83,563	\$ 91,242	\$ 60,758	\$ 91,779
CONTRACTUAL SERVICES	\$ 4,287	\$ 2,130	\$ 2,952	\$ 2,370	\$ 3,002
MATERIALS & SUPPLIES	\$ 321	\$ 164	\$ 400	\$ 964	\$ 600
OTHER CHARGES	\$ -	\$ 2,395	\$ 1,000	\$ 207	\$ 1,000
Grand Total	\$ 112,272	\$ 88,252	\$ 95,594	\$ 64,299	\$ 96,381

PURCHASING 101-103

	FY22		FY23		FY24		FY25 PROPOSED			
	ACTUAL		ACTUAL		AMENDED BUDGET	FY24 YEAR END PROJECTIONS		BUDGET		
SALARIES & BENEFITS	\$	107,664	\$	83,563	\$	91,242	\$	60,758	\$	91,779
51010-SALARIES	\$	71,228	\$	62,616	\$	65,156	\$	44,906	\$	65,156
51070-LIFE & DISABILITY	\$	229	\$	203	\$	678	\$	118	\$	678
51080-RETIREMENT	\$	13,651	\$	10,637	\$	11,663	\$	8,201	\$	11,663
51090-MEDICARE TAX	\$	1,170	\$	901	\$	945	\$	669	\$	945
51110-GROUP HEALTH INS	\$	10,895	\$	8,727	\$	11,000	\$	5,064	\$	11,537
51120-TERMINATION PAY	\$	10,490	\$	-	\$	-	\$	-	\$	-
51130-INCENTIVE PAY	\$	-	\$	478	\$	1,800	\$	1,800	\$	1,800
CONTRACTUAL SERVICES	\$	4,287	\$	2,130	\$	2,952	\$	2,370	\$	3,002
53600-POSTAGE	\$	-	\$	-	\$	100	\$	-	\$	100
53700-EQUIPMENT RENTA	\$	1,590	\$	1,470	\$	1,500	\$	2,115	\$	1,500
53780-PUBLICATIONS & LE	\$	-	\$	557	\$	1,000	\$	-	\$	1,000
53800-DUES & MEMBERSH	\$	2,598	\$	-	\$	250	\$	124	\$	300
53860-WORKMEN'S COMP	\$	99	\$	102	\$	102	\$	131	\$	102
OTHER CHARGES	\$	-	\$	2,395	\$	1,000	\$	207	\$	1,000
54220-MEDICAL FEES	\$	-	\$	-	\$	-	\$	207	\$	-
54300-TRAINING & PERSO	\$	-	\$	2,395	\$	1,000	\$	-	\$	1,000
MATERIALS & SUPPLIES	\$	321	\$	164	\$	400	\$	964	\$	600
52660-OFFICE SUPPLIES	\$	321	\$	164	\$	400	\$	964	\$	600
Grand Total	\$	112,272	\$	88,252	\$	95,594	\$	64,299	\$	96,381

ACTIVITY SUMMARY

FUND: GENERAL				
DEPARTMENT: PLANNING		ACTIVITY: GENERAL GOVERNMENT		
SERVICE STATEMENT				
The mission of the Planning department is to provide engineering and design coordination for all major capital projects, provide engineering support services for all City departments, provide information to City Commissioners regarding growth and change in the community that create increasing demands on public infrastructure and governmental services, facilitate and provide staff support for the development of a Comprehensive Plan and other long-range plans, administer the Zoning Ordinance, the Subdivision Regulations, and other measures PROPOSED to implement land use policies of the City Commission, including staff support for the Planning and Zoning Commissions.				
PERSONNEL SUMMARY		ACTUAL FY 2022-23	ACTUAL FY 2023-24	BUDGET FY 2024-25
Director		1	1	1
City Planner		0	1	1
Secretary		1	1	1
TOTAL		2	3	3

	FY22 ACTUAL	FY23 ACTUAL	FY24 AMENDED BUDGET	FY24 YEAR END PROJECTIONS	FY25 PROPOSED BUDGET
SALARIES & BENEFITS	\$ 273,513	\$ 290,020	\$ 406,790	\$ 300,769	\$ 549,864
CONTRACTUAL SERVICES	\$ 283,871	\$ 264,202	\$ 592,388	\$ 637,666	\$ 767,388
OTHER CHARGES	\$ -	\$ 30	\$ 1,100	\$ -	\$ 1,100
MATERIALS & SUPPLIES	\$ 1,662	\$ 909	\$ 3,550	\$ 349	\$ 3,550
CAPITAL OUTLAY	\$ -	\$ -	\$ 220,000	\$ -	\$ -
101104 Total	\$ 559,045	\$ 555,161	\$ 1,223,828	\$ 938,784	\$ 1,321,902

PLANNING 101-104

PLANNING - 101-104	FY24				
	FY22 ACTUAL	FY23 ACTUAL	AMENDED BUDGET	FY24 YEAR END PROJECTIONS	FY25 PROPOSED BUDGET
SALARIES & BENEFITS	\$ 273,513	\$ 290,020	\$ 406,790	\$ 300,769	\$ 549,864
51010-SALARIES	\$ 205,509	\$ 220,695	\$ 313,359	\$ 228,543	\$ 455,359
51030-OVERTIME PAY	\$ 4,202	\$ 2,833	\$ 4,000	\$ 2,178	\$ 4,000
51070-LIFE & DISABILITY	\$ 174	\$ 230	\$ 3,259	\$ 459	\$ 3,259
51080-RETIREMENT	\$ 34,829	\$ 37,978	\$ 56,628	\$ 41,310	\$ 56,628
51090-MEDICARE TAX	\$ 2,925	\$ 3,110	\$ 4,544	\$ 3,222	\$ 4,544
51110-GROUP HEALTH INSURANCE	\$ 24,080	\$ 23,374	\$ 22,000	\$ 23,256	\$ 23,074
51130-INCENTIVE PAY	\$ 1,793	\$ 1,800	\$ 3,000	\$ 1,800	\$ 3,000
51191-NON-CASH FRINGE BENEFIT	\$ -	\$ -	\$ -	\$ -	\$ -
CONTRACTUAL SERVICES	\$ 283,871	\$ 264,202	\$ 592,388	\$ 637,666	\$ 767,388
53260-PHONE/NETWORK	\$ 306	\$ 5,759	\$ 50	\$ -	\$ 50
53340-MAINTENANCE - EQUIP. & TIRES	\$ -	\$ (10)	\$ -	\$ -	\$ -
53360-MAINTENANCE - OFFICE EQUIP	\$ -	\$ -	\$ 1,250	\$ -	\$ 1,250
53540-MAINTENANCE - BUILDING	\$ 2,008	\$ 1,879	\$ 15,000	\$ 2,386	\$ 15,000
53600-POSTAGE	\$ 2,393	\$ 535	\$ 1,650	\$ 2,352	\$ 1,650
53680-PROFESSIONAL FEES	\$ 153,257	\$ 128,415	\$ 430,426	\$ 465,778	\$ 605,426
53686-TEMPORARY PERSONNEL FEE	\$ -	\$ -	\$ 10,000	\$ -	\$ 10,000
53687-CONNECT TRANSPORTATION	\$ 111,126	\$ 121,228	\$ 122,000	\$ 157,596	\$ 122,000
53700-EQUIPMENT RENTAL	\$ 5,407	\$ 3,935	\$ 5,000	\$ 3,666	\$ 5,000
53760-TRAVEL	\$ -	\$ 1,357	\$ 1,000	\$ 100	\$ 1,000
53780-PUBLICATIONS & LEGAL	\$ 8,552	\$ 591	\$ 3,000	\$ 2,611	\$ 3,000
53800-DUES & MEMBERSHIPS	\$ -	\$ -	\$ 1,500	\$ -	\$ 1,500
53860-WORKMEN'S COMPENSATION	\$ 314	\$ 512	\$ 512	\$ 632	\$ 512
53890-PLANNING COMMISSION	\$ -	\$ -	\$ 500	\$ -	\$ 500
53910-ZONING COMMISSION	\$ 508	\$ -	\$ 500	\$ 2,544	\$ 500
MATERIALS & SUPPLIES	\$ 1,662	\$ 909	\$ 3,550	\$ 349	\$ 3,550
52610-PHOTO, BLUEPRINTING SUP	\$ -	\$ -	\$ 200	\$ -	\$ 200
52660-OFFICE SUPPLIES	\$ 1,417	\$ 748	\$ 1,200	\$ 219	\$ 1,200
52780-MISC. MATERIALS & SUPPL	\$ 245	\$ 161	\$ 2,150	\$ 130	\$ 2,150
OTHER CHARGES	\$ -	\$ 30	\$ 1,100	\$ -	\$ 1,100
54220-MEDICAL FEES	\$ -	\$ 30	\$ 100	\$ -	\$ 100
54300-TRAINING & PERSONNEL	\$ -	\$ -	\$ 1,000	\$ -	\$ 1,000
CAPITAL OUTLAY	\$ -	\$ -	\$ 220,000	\$ -	\$ -
55030-OFFICE EQUIPMENT	\$ -	\$ -	\$ 170,000	\$ -	\$ -
55720-PROCUREMENT OF PROPERTY	\$ -	\$ -	\$ 50,000	\$ -	\$ -
Grand Total	\$ 559,045	\$ 555,161	\$ 1,223,828	\$ 938,784	\$ 1,321,902

ACTIVITY SUMMARY

FUND: GENERAL			
DEPARTMENT: INFORMATION TECHNOLOGY-105		ACTIVITY: GENERAL GOVERNMENT	
SERVICE STATEMENT			
The Information Technology (Data Processing) department directs the maintenance and development of computer and communication services for the City. Over 60% of city personnel have data processing and communication needs, both software and hardware. The protection of the information to include the availability, confidentiality and integrity is the focus of the department's efforts. Orchestrating the conceptual direction of the City's electronic data processing and telecommunications needs, as required.			
PERSONNEL SUMMARY		ACTUAL	ACTUAL
		FY 2022-23	FY 2023-24
		BUDGET	FY 2024-25
Director	1	1	1
DP System Administrator	1	1	1
DP Systems Analyst	2	2	2
TOTAL	4	4	4

	FY22	FY23	FY24		
	ACTUAL	ACTUAL	AMENDED	FY24 YEAR END	FY25 PROPOSED
			BUDGET	PROJECTIONS	BUDGET
SALARIES & BENEFITS	\$ 341,679	\$ 387,315	\$ 435,936	\$ 420,242	\$ 438,280
CONTRACTUAL SERVICES	\$ 1,137,779	\$ 1,156,975	\$ 946,419	\$ 946,847	\$ 1,060,469
OTHER CHARGES	\$ 48,597	\$ 26,905	\$ 20,250	\$ 15,960	\$ 2,000
MATERIALS & SUPPLIES	\$ 3,666	\$ 7,988	\$ 11,000	\$ 11,050	\$ 500
CAPITAL OUTLAY	\$ 58,885	\$ 278,074	\$ 285,000	\$ 284,391	\$ 200,000
Grand Total	\$ 1,590,606	\$ 1,857,257	\$ 1,698,605	\$ 1,678,490	\$ 1,701,249

INFORMATION TECHNOLOGY - 101-105

	FY22		FY23		FY24					
	ACTUAL		ACTUAL		AMENDED BUDGET	FY24 YEAR END PROJECTIONS	FY25 PROPOSED BUDGET			
SALARIES & BENEFITS	\$	341,679	\$	387,315	\$	435,936	\$	420,242	\$	438,280
51010-SALARIES	\$	238,512	\$	276,581	\$	315,299	\$	303,779	\$	315,299
51070-LIFE & DISABILITY	\$	780	\$	823	\$	3,279	\$	810	\$	3,279
51080-RETIREMENT	\$	41,032	\$	47,746	\$	57,706	\$	55,219	\$	57,706
51090-MEDICARE TAX	\$	3,315	\$	3,863	\$	4,572	\$	4,245	\$	4,572
51110-GROUP HEALTH INSURANCE	\$	51,535	\$	51,687	\$	48,000	\$	49,169	\$	50,344
51130-INCENTIVE PAY	\$	6,505	\$	6,616	\$	7,080	\$	7,020	\$	7,080
CONTRACTUAL SERVICES	\$	1,137,779	\$	1,156,975	\$	946,419	\$	946,847	\$	1,060,469
53260-PHONE/NETWORK	\$	63,178	\$	73,544	\$	60,000	\$	72,924	\$	60,000
53300-MAINTENANCE-RADIO	\$	4,000	\$	2,297	\$	5,000	\$	6,500	\$	-
53340-MAINTENANCE - EQUIP. & TIRES	\$	14,323	\$	13,337	\$	5,000	\$	1,000	\$	-
53360-MAINTENANCE - OFFICE EQUIP	\$	970,203	\$	1,026,133	\$	830,450	\$	815,695	\$	1,000,000
53540-MAINTENANCE - BUILDING	\$	68,217	\$	13,374	\$	15,000	\$	18,175	\$	-
53680-PROFESSIONAL FEES	\$	210	\$	19,930	\$	20,000	\$	19,998	\$	-
53700-EQUIPMENT RENTAL	\$	5,007	\$	7,627	\$	5,000	\$	6,420	\$	-
53705-EQUIPMENT LEASE FEES	\$	12,295	\$	-	\$	-	\$	-	\$	-
53760-TRAVEL	\$	-	\$	265	\$	5,000	\$	5,000	\$	-
53800-DUES & MEMBERSHIPS	\$	-	\$	-	\$	500	\$	500	\$	-
53860-WORKMEN'S COMPENSATION	\$	347	\$	469	\$	469	\$	636	\$	469
OTHER CHARGES	\$	48,597	\$	26,905	\$	20,250	\$	15,960	\$	2,000
54220-MEDICAL FEES	\$	30	\$	30	\$	250	\$	39	\$	-
54300-TRAINING & PERSONNEL	\$	14,841	\$	21,171	\$	20,000	\$	15,921	\$	2,000
54560-LEASE PYMTS	\$	33,726	\$	5,703	\$	-	\$	-	\$	-
MATERIALS & SUPPLIES	\$	3,666	\$	7,988	\$	11,000	\$	11,050	\$	500
52660-OFFICE SUPPLIES	\$	241	\$	383	\$	3,000	\$	3,900	\$	500
52780-MISC. MATERIALS & SUPPL	\$	3,425	\$	7,605	\$	8,000	\$	7,150	\$	-
CAPITAL OUTLAY	\$	58,885	\$	278,074	\$	285,000	\$	284,391	\$	200,000
55030-OFFICE EQUIPMENT	\$	-	\$	265,764	\$	105,000	\$	104,391	\$	100,000
55150-MISCELLANEOUS EQUIPMENT	\$	58,885	\$	12,310	\$	180,000	\$	180,000	\$	100,000
Grand Total	\$	1,590,606	\$	1,857,257	\$	1,698,605	\$	1,678,490	\$	1,701,249

ACTIVITY SUMMARY

FUND: GENERAL			
DEPARTMENT: POLICE		ACTIVITY: PUBLIC SAFETY	
SERVICE STATEMENT			
<p>The Chief of Police is appointed by the City Commission. The Police department and it's officers, and employees are under the charge, control and direction of the Chief of Police, subject to rules prescribed by the Civil Service Commission. The officers and employees of the Police department are charged with the duties of preserving the public peace, detecting and preventing crime, arresting offenders; protecting the rights of persons and property; preserving order at elections, public meetings and public places; preventing and removing of possible nuisances on and in all public streets, highways, alleys, waters and other places; the enforcement of the penal code of the state and the penal and other ordinances of the City, and of performing and discharging such other duties as are now or may hereafter be imposed upon them by the laws of the state or by ordinances of the City.</p>			
PERSONNEL SUMMARY	ACTUAL FY 2022-23	ACTUAL FY 2023-24	BUDGET FY 2024-25
Chief	1	1	1
Assistant Chief	1	1	1
Captain	3	3	3
Lieutenant	4	4	4
Sergeant	9	9	9
Corporal/Patrolman	84	84	84
Dispatcher	12	12	12
Jailer Supervisor	1	1	1
Jailer	7	7	7
Records Supervisor	1	1	1
Records Technician	3	3	3
Public Safety Technician	2	2	2
TOTAL	128	128	128

	FY24				
	FY22 ACTUAL	FY23 ACTUAL	AMENDED BUDGET	FY24 YEAR END PROJECTIONS	FY25 PROPOSED BUDGET
SALARIES & BENEFITS	\$ 12,980,740	\$ 14,751,368	\$ 15,081,951	\$ 14,748,436	\$ 15,245,443
CONTRACTUAL SERVICES	\$ 2,952,796	\$ 1,633,318	\$ 2,121,031	\$ 2,058,579	\$ 2,122,531
MATERIALS & SUPPLIES	\$ 460,929	\$ 338,962	\$ 423,494	\$ 343,253	\$ 433,292
OTHER CHARGES	\$ 292,789	\$ 206,575	\$ 268,117	\$ 182,719	\$ 337,900
CAPITAL OUTLAY	\$ -	\$ 107,965	\$ 57,000	\$ 74,099	\$ -
Grand Total	\$ 16,687,254	\$ 17,038,188	\$ 17,951,593	\$ 17,407,085	\$ 18,139,166

POLICE 101-201

OBJ-DESCRIPTION	FY22 ACTUAL	FY23 ACTUAL	FY24 AMENDED BUDGET	FY24 YEAR END PROJECTIONS	FY25 PROPOSED BUDGET FY25 PROPOSED
SALARIES & BENEFITS					
51010-SALARIES	\$ 8,134,050	\$ 9,357,648	\$ 9,988,433	\$ 9,414,743	\$ 10,088,433
51030-OVERTIME PAY	\$ 787,755	\$ 610,758	\$ 675,000	\$ 646,008	\$ 675,000
51031-R/T SECURITY OVRTME PAY	\$ 50,346	\$ 74,728	\$ 50,000	\$ 63,493	\$ 50,000
51040-LONGEVITY	\$ 54,434	\$ 53,879	\$ 53,000	\$ 49,166	\$ 53,000
51060-HOLIDAY PAY	\$ 286,337	\$ 362,354	\$ 400,000	\$ 399,183	\$ 400,000
51070-LIFE & DISABILITY	\$ 25,547	\$ 27,010	\$ 103,880	\$ 26,652	\$ 103,880
51080-RETIREMENT	\$ 1,699,365	\$ 1,890,945	\$ 1,833,306	\$ 1,970,625	\$ 1,833,306
51090-MEDICARE TAX	\$ 140,639	\$ 156,020	\$ 144,832	\$ 154,737	\$ 144,832
51110-GROUP HEALTH INSURANCE	\$ 1,424,244	\$ 1,507,558	\$ 1,300,000	\$ 1,450,513	\$ 1,363,492
51120-TERMINATION PAY	\$ 62,117	\$ 372,003	\$ 200,000	\$ 247,941	\$ 200,000
51130-INCENTIVE PAY	\$ 238,624	\$ 257,204	\$ 253,500	\$ 245,959	\$ 253,500
51140-EQUIPMENT ALLOWANCE	\$ 69,482	\$ 74,088	\$ 70,000	\$ 73,936	\$ 70,000
51170-COURT TIME	\$ 7,801	\$ 7,173	\$ 10,000	\$ 5,480	\$ 10,000
SALARIES & BENEFITS Total	\$ 12,980,740	\$ 14,751,368	\$ 15,081,951	\$ 14,748,436	\$ 15,245,443
CONTRACTUAL SERVICES					
53100-FOOD & JAIL SUPPLIES	\$ 44,127	\$ 36,430	\$ 40,000	\$ 29,070	\$ 40,000
53200-UTILITIES	\$ 165,623	\$ 176,826	\$ 150,000	\$ 128,567	\$ 150,000
53260-PHONE/NETWORK	\$ 334,398	\$ 344,531	\$ 475,297	\$ 682,194	\$ 475,297
53300-MAINTENANCE-RADIO	\$ 181,152	\$ 143,446	\$ 160,295	\$ 143,446	\$ 160,295
53340-MAINTENANCE - EQUIP. & TIRE	\$ 334,480	\$ 119,085	\$ 165,000	\$ 139,057	\$ 165,000
53360-MAINTENANCE - OFFICE EQUIP	\$ 59,195	\$ 31,205	\$ 62,000	\$ 60,531	\$ 62,000
53540-MAINTENANCE - BUILDING	\$ 306,921	\$ 114,298	\$ 150,000	\$ 146,801	\$ 150,000
53560-MAINTENANCE CONTRACTS	\$ 500	\$ -	\$ 500	\$ -	\$ 500
53600-POSTAGE	\$ 3,555	\$ 2,936	\$ 2,000	\$ 2,088	\$ 3,500
53680-PROFESSIONAL FEES	\$ 131,803	\$ 101,359	\$ 100,000	\$ 41,972	\$ 100,000
53700-EQUIPMENT RENTAL	\$ 435,007	\$ 448,178	\$ 698,910	\$ 558,156	\$ 698,910
53705-EQUIPMENT LEASE FEES	\$ 849,167	\$ -	\$ -	\$ -	\$ -
53760-TRAVEL	\$ 1,200	\$ -	\$ 1,250	\$ 236	\$ 1,250
53780-PUBLICATIONS & LEGAL	\$ 846	\$ 561	\$ 1,000	\$ 402	\$ 1,000
53800-DUES & MEMBERSHIPS	\$ 1,658	\$ 1,685	\$ 2,000	\$ 590	\$ 2,000
53860-WORKMEN'S COMPENSATION	\$ 103,166	\$ 112,779	\$ 112,779	\$ 125,470	\$ 112,779
CONTRACTUAL SERVICES Total	\$ 2,952,796	\$ 1,633,318	\$ 2,121,031	\$ 2,058,579	\$ 2,122,531

POLICE 101-201

OBJ-DESCRIPTION	FY22 ACTUAL	FY23 ACTUAL	FY24 AMENDED BUDGET	FY24 YEAR END PROJECTIONS	FY25 PROPOSED BUDGET
MATERIALS & SUPPLIES					FY25 PROPOSED
52060-CLOTHING & UNIFORMS	\$ 314,810	\$ 143,318	\$ 125,000	\$ 93,100	\$ 115,000
52240-GASOLINE & OIL	\$ 10,508	\$ 62,639	\$ 105,000	\$ 91,454	\$ 115,000
52600-ID PHOTO SUPPLIES	\$ 9,794	\$ 15,036	\$ 15,419	\$ 15,928	\$ 25,000
52620-CRIMINAL INVESTIGATIONS	\$ 34,368	\$ 40,252	\$ 68,075	\$ 59,144	\$ 58,292
52660-OFFICE SUPPLIES	\$ 33,862	\$ 32,692	\$ 35,000	\$ 29,542	\$ 35,000
52680-JANITORIAL SUPPLIES	\$ 7,987	\$ 7,712	\$ 10,000	\$ 8,775	\$ 10,000
52780-MISC. MATERIALS & SUPPL	\$ 49,600	\$ 37,313	\$ 65,000	\$ 45,309	\$ 65,000
MATERIALS & SUPPLIES Total	\$ 460,929	\$ 338,962	\$ 423,494	\$ 343,253	\$ 433,292
OTHER CHARGES					
54220-MEDICAL FEES	\$ 20,599	\$ 24,095	\$ 30,000	\$ 15,039	\$ 30,000
54300-TRAINING & PERSONNEL	\$ 77,748	\$ 86,100	\$ 121,200	\$ 86,819	\$ 151,200
54350-AMMUNITION	\$ 18,094	\$ 13,073	\$ 20,000	\$ 19,600	\$ 20,000
54530-K-9'S	\$ 22,798	\$ 14,289	\$ 10,217	\$ 10,217	\$ 45,000
54540-CRIME PREVENTION	\$ 19,573	\$ 8,827	\$ 16,700	\$ 13,448	\$ 16,700
54541-SWAT	\$ 133,976	\$ 60,190	\$ 70,000	\$ 37,597	\$ 75,000
OTHER CHARGES Total	\$ 292,789	\$ 206,575	\$ 268,117	\$ 182,719	\$ 337,900
CAPITAL OUTLAY					
55010-LAND & BUILDING IMPROVEME	\$ -	\$ -	\$ 27,000	\$ 35,100	\$ -
55150-MISCELLANEOUS EQUIPMENT	\$ -	\$ 107,965	\$ 30,000	\$ 38,999	\$ -
CAPITAL OUTLAY Total	\$ -	\$ 107,965	\$ 57,000	\$ 74,099	\$ -
Grand Total	\$ 16,687,254	\$ 17,038,188	\$ 17,951,593	\$ 17,407,085	\$ 18,139,166

ACTIVITY SUMMARY

FUND: GENERAL			
DEPARTMENT: FIRE		ACTIVITY: PUBLIC SAFETY	
SERVICE STATEMENT			
The Texas City Fire department is charged with increasing survivability of life and property within the physical boundaries of the City of Texas City threatened by the hostile environments, circumstances, and provides quality healthcare services, and events inherently addressed by the Fire and Emergency Medical Service (EMS).			
PERSONNEL SUMMARY		ACTUAL	ACTUAL
		FY 2022-23	FY 2023-24
			BUDGET
			FY 2024-25
Chief	1	1	1
Assistant Fire Chief	1	1	1
Administrative Assistant	1	1	1
Administrative Secretary	1	1	1
Administration Clerk	1	1	1
Battalion Chief	3	3	3
Captain	10	11	11
Driver/Engineer	19	19	19
Firefighter	59	59	59
Fire Inspector	1	1	1
Code Enforcement Officer	1	1	1
TOTAL	98	99	99

	FY24				
	FY22 ACTUAL	FY23 ACTUAL	AMENDED BUDGET	FY24 YEAR END PROJECTIONS	FY25 PROPOSED BUDGET
SALARIES & BENEFITS	\$ 9,322,707	\$ 9,736,313	\$ 11,104,178	\$ 11,648,939	\$ 11,594,959
CONTRACTUAL SERVICES	\$ 1,318,135	\$ 2,482,124	\$ 1,297,465	\$ 1,218,352	\$ 1,318,465
MATERIALS & SUPPLIES	\$ 114,994	\$ 465,174	\$ 502,500	\$ 446,712	\$ 564,500
OTHER CHARGES	\$ 165,567	\$ 167,835	\$ 245,000	\$ 191,782	\$ 245,000
CAPITAL OUTLAY	\$ 253,739	\$ -	\$ 165,000	\$ 159,384	\$ -
Grand Total	\$ 11,175,141	\$ 12,851,446	\$ 13,314,143	\$ 13,665,169	\$ 13,722,924

FIRE 101-202

OBJ-DESCRIPTION	FY22 ACTUAL	FY23 ACTUAL	FY24 AMENDED BUDGET	FY24 YEAR END PROJECTIONS	FY25 PROPOSED BUDGET
SALARIES & BENEFITS					
51010-SALARIES	\$ 5,749,260	\$ 6,266,369	\$ 7,396,178	\$ 7,284,855	\$ 7,536,178
51030-OVERTIME PAY	\$ 294,684	\$ 266,334	\$ 190,000	\$ 694,031	\$ 500,000
51040-LONGEVITY	\$ 31,928	\$ 31,055	\$ 32,000	\$ 33,244	\$ 32,000
51060-HOLIDAY PAY	\$ 33,353	\$ 30,477	\$ 36,000	\$ 40,527	\$ 36,000
51070-LIFE & DISABILITY	\$ 8,845	\$ 9,187	\$ 8,000	\$ 11,087	\$ 8,000
51080-RETIREMENT	\$ 1,243,911	\$ 1,341,017	\$ 1,700,000	\$ 1,609,666	\$ 1,700,000
51090-MEDICARE TAX	\$ 95,321	\$ 100,654	\$ 82,000	\$ 120,982	\$ 82,000
51110-GROUP HEALTH INSURANCE	\$ 1,047,579	\$ 1,001,574	\$ 835,000	\$ 1,144,185	\$ 875,781
51120-TERMINATION PAY	\$ 271,202	\$ 154,167	\$ 175,000	\$ 157,723	\$ 175,000
51130-INCENTIVE PAY	\$ 541,159	\$ 531,714	\$ 570,000	\$ 548,120	\$ 570,000
51150-UPGRADE PAY	\$ 5,465	\$ 3,765	\$ 80,000	\$ 4,520	\$ 80,000
SALARIES & BENEFITS Total	\$ 9,322,707	\$ 9,736,313	\$ 11,104,178	\$ 11,648,939	\$ 11,594,959
MATERIALS & SUPPLIES					
52060-CLOTHING & UNIFORMS	\$ 67,111	\$ 210,980	\$ 190,000	\$ 136,888	\$ 190,000
52240-GASOLINE & OIL	\$ 9,231	\$ 3,306	\$ 20,000	\$ 23,834	\$ 20,000
52300-MEDICAL SUPPLIES	\$ (16,051)	\$ 190,959	\$ 225,000	\$ 218,172	\$ 275,000
52540-SUPPLIES - FOOD, MISC.	\$ 2,351	\$ 1,466	\$ 5,000	\$ 2,703	\$ 5,000
52640-FIRE PREVENTION MATERIALS	\$ 12,351	\$ 7,282	\$ 7,000	\$ 9,301	\$ 10,000
52660-OFFICE SUPPLIES	\$ 14,143	\$ 18,664	\$ 22,000	\$ 14,045	\$ 22,000
52680-JANITORIAL SUPPLIES	\$ 19,619	\$ 23,288	\$ 26,000	\$ 33,188	\$ 35,000
52780-MISC. MATERIALS & SUPPL	\$ 3,729	\$ 6,682	\$ 5,000	\$ 5,961	\$ 5,000
52810-SMALL TOOLS	\$ 2,509	\$ 2,546	\$ 2,500	\$ 2,620	\$ 2,500
MATERIALS & SUPPLIES Total	\$ 114,994	\$ 465,174	\$ 502,500	\$ 446,712	\$ 564,500

FIRE 101-202

OBJ-DESCRIPTION	FY22 ACTUAL	FY23 ACTUAL	FY24 AMENDED BUDGET	FY24 YEAR END PROJECTIONS	FY25 PROPOSED BUDGET
CONTRACTUAL SERVICES					
53200-UTILITIES	\$ 83,683	\$ 97,324	\$ 120,000	\$ 92,579	\$ 120,000
53260-PHONE/NETWORK	\$ 69,131	\$ 84,471	\$ 95,000	\$ 86,649	\$ 95,000
53300-MAINTENANCE-RADIO	\$ 2,422	\$ 1,694	\$ 1,000	\$ 1,175	\$ 1,000
53340-MAINTENANCE - EQUIP. & TIRE	\$ 292,072	\$ 1,548,138	\$ 320,000	\$ 333,434	\$ 320,000
53360-MAINTENANCE - OFFICE EQUIP	\$ 1,200	\$ 87,924	\$ 10,250	\$ 226	\$ 1,250
53540-MAINTENANCE - BUILDING	\$ 91,129	\$ 167,738	\$ 170,000	\$ 184,960	\$ 200,000
53560-MAINTENANCE CONTRACTS	\$ 76,209	\$ 152,008	\$ 200,000	\$ 173,973	\$ 200,000
53600-POSTAGE	\$ 8,720	\$ 11,672	\$ 10,000	\$ 11,924	\$ 10,000
53680-PROFESSIONAL FEES	\$ 217,768	\$ 222,416	\$ 260,000	\$ 225,898	\$ 260,000
53700-EQUIPMENT RENTAL	\$ 6,506	\$ 7,691	\$ 6,000	\$ 6,528	\$ 6,000
53705-EQUIPMENT LEASE FEES	\$ 400,000	\$ -	\$ -	\$ -	\$ -
53780-PUBLICATIONS & LEGAL	\$ 520	\$ 2,133	\$ 3,000	\$ 901	\$ 3,000
53800-DUES & MEMBERSHIPS	\$ 2,895	\$ 700	\$ 4,000	\$ 2,503	\$ 4,000
53860-WORKMEN'S COMPENSATION	\$ 65,878	\$ 98,215	\$ 98,215	\$ 97,603	\$ 98,215
CONTRACTUAL SERVICES Total	\$ 1,318,135	\$ 2,482,124	\$ 1,297,465	\$ 1,218,352	\$ 1,318,465
OTHER CHARGES					
54000-EMPL EXPENSE DEFAULT	\$ -	\$ -	\$ -	\$ -	\$ 120,000
54220-MEDICAL FEES	\$ 74,617	\$ 101,016	\$ 120,000	\$ 114,934	\$ 125,000
54300-TRAINING & PERSONNEL	\$ 90,950	\$ 66,819	\$ 125,000	\$ 76,848	\$ -
OTHER CHARGES Total	\$ 165,567	\$ 167,835	\$ 245,000	\$ 191,782	\$ 245,000
CAPITAL OUTLAY					
55020-OPERATING EQUIP. & VEHICLE	\$ 197,428	\$ -	\$ -	\$ -	\$ -
55150-MISCELLANEOUS EQUIPMENT	\$ 56,311	\$ -	\$ 165,000	\$ 159,384	\$ -
CAPITAL OUTLAY Total	\$ 253,739	\$ -	\$ 165,000	\$ 159,384	\$ -
Grand Total	\$ 11,175,141	\$ 12,851,446	\$ 13,314,143	\$ 13,665,169	\$ 13,722,924

INSPECTIONS 101-203

ACTIVITY SUMMARY

FUND: GENERAL			
DEPARTMENT: INSPECTION		ACTIVITY: PUBLIC SAFETY	
PROGRAM DESCRIPTION			
The primary mission of the Inspection department is to provide building inspection service for development to the public in a timely manner. This service is provided with consistency, fairness, equity, and sensitivity to quality customer care. Provide technical assistance that will disseminate development and/or code information to the general public and the building industry. This information is in the context of the public health, safety and the general welfare of the citizens of Texas City as prescribed by local, state and federal provisions. Initiation of proper administrative procedures for various requests and building code violations.			
PERSONNEL SUMMARY	ACTUAL FY 2022-23	ACTUAL FY 2023-24	BUDGET FY 2024-25
Building Official/Planning Coordinator	1	1	1
Deputy Building Official	1	1	1
Residential Plans Examiner	1	1	1
Combination Inspector	4	4	4
Permit Technician	3	3	3
TOTAL	10	10	10

	FY22 ACTUAL	FY23 ACTUAL	FY24 AMENDED BUDGET	FY24 YEAR END PROJECTIONS	FY25 PROPOSED BUDGET
SALARIES & BENEFITS	\$ 700,475	\$ 598,320	\$ 711,870	\$ 730,403	\$ 822,360
CONTRACTUAL SERVICES	\$ 120,788	\$ 124,904	\$ 127,656	\$ 135,164	\$ 132,856
OTHER CHARGES	\$ 5,978	\$ 2,120	\$ 12,100	\$ 10,038	\$ 12,100
MATERIALS & SUPPLIES	\$ 25,386	\$ 9,492	\$ 24,800	\$ 22,022	\$ 25,400
CAPITAL OUTLAY	\$ -	\$ -	\$ 75,000	\$ -	\$ -
	\$ 852,627	\$ 734,836	\$ 951,426	\$ 897,626	\$ 992,716

INSPECTIONS 101-203

OBJ-DESCRIPTION	FY22 ACTUAL	FY23 ACTUAL	FY24 AMENDED BUDGET	FY24 YEAR END PROJECTIONS	FY25 PROPOSED BUDGET
SALARIES & BENEFITS					
51010-SALARIES	\$ 507,498	\$ 450,194	\$ 518,936	\$ 540,752	\$ 665,985
51030-OVERTIME PAY	\$ 4,454	\$ 2,160	\$ 15,000	\$ 1,308	\$ 15,000
51070-LIFE & DISABILITY	\$ 1,567	\$ 1,175	\$ 5,397	\$ 1,385	\$ 16,935
51080-RETIREMENT	\$ 86,176	\$ 76,589	\$ 93,212	\$ 96,904	\$ 6,093
51090-MEDICARE TAX	\$ 7,250	\$ 6,474	\$ 7,525	\$ 7,750	\$ 105,236
51110-GROUP HEALTH INSURANCE	\$ 90,920	\$ 59,862	\$ 70,000	\$ 78,854	\$ 8,911
51130-INCENTIVE PAY	\$ 2,610	\$ 1,865	\$ 1,800	\$ 3,450	\$ 4,200
SALARIES & BENEFITS Total	\$ 700,475	\$ 598,320	\$ 711,870	\$ 730,403	\$ 822,360
CONTRACTUAL SERVICES					
53200-UTILITIES	\$ 13,824	\$ 11,232	\$ 9,435	\$ 10,507	\$ 9,435
53260-PHONE/NETWORK	\$ 22,380	\$ 31,991	\$ 40,000	\$ 23,294	\$ 20,000
53300-MAINTENANCE-RADIO	\$ -	\$ -	\$ -	\$ -	\$ -
53340-MAINTENANCE - EQUIP. & TIRES	\$ 2,519	\$ 5,291	\$ 10,600	\$ 5,575	\$ 10,600
53360-MAINTENANCE - OFFICE EQUIP	\$ -	\$ -	\$ 500	\$ -	\$ 500
53540-MAINTENANCE - BUILDING	\$ 3,499	\$ 7,523	\$ -	\$ -	\$ -
53600-POSTAGE	\$ 24	\$ 16	\$ 100	\$ -	\$ 100
53680-PROFESSIONAL FEES	\$ 53,984	\$ 62,424	\$ 59,000	\$ 88,562	\$ 82,000
53686-TEMPORARY PERSONNEL FEE	\$ -	\$ -	\$ -	\$ -	\$ -
53700-EQUIPMENT RENTAL	\$ 766	\$ 3,465	\$ 3,100	\$ 3,666	\$ 4,000
53705-EQUIPMENT LEASE FEES	\$ 23,000	\$ -	\$ -	\$ -	\$ -
53760-TRAVEL	\$ 18	\$ 282	\$ 2,000	\$ 75	\$ 2,000
53780-PUBLICATIONS & LEGAL	\$ -	\$ 1,203	\$ 1,400	\$ 2,438	\$ 2,700
53800-DUES & MEMBERSHIPS	\$ 145	\$ 557	\$ 600	\$ -	\$ 600
53860-WORKMEN'S COMPENSATION	\$ 631	\$ 921	\$ 921	\$ 1,047	\$ 921
CONTRACTUAL SERVICES Total	\$ 120,788	\$ 124,904	\$ 127,656	\$ 135,164	\$ 132,856
MATERIALS & SUPPLIES					
52060-CLOTHING & UNIFORMS	\$ 1,221	\$ 945	\$ 1,750	\$ 1,294	\$ 1,750
52240-GASOLINE & OIL	\$ 17,719	\$ (1,689)	\$ 12,250	\$ 11,383	\$ 12,250
52660-OFFICE SUPPLIES	\$ 4,958	\$ 7,153	\$ 6,400	\$ 6,790	\$ 7,000
52680-JANITORIAL SUPPLIES	\$ -	\$ -	\$ 900	\$ -	\$ 900
52780-MISC. MATERIALS & SUPPL	\$ 1,488	\$ 3,083	\$ 3,500	\$ 2,556	\$ 3,500
MATERIALS & SUPPLIES Total	\$ 25,386	\$ 9,492	\$ 24,800	\$ 22,022	\$ 25,400
OTHER CHARGES					
54220-MEDICAL FEES	\$ 280	\$ 670	\$ 100	\$ 78	\$ 100
54300-TRAINING & PERSONNEL	\$ 5,698	\$ 1,450	\$ 12,000	\$ 9,960	\$ 12,000
OTHER CHARGES Total	\$ 5,978	\$ 2,120	\$ 12,100	\$ 10,038	\$ 12,100
CAPITAL OUTLAY					
55150-MISCELLANEOUS EQUIPMENT	\$ -	\$ -	\$ 75,000	\$ -	\$ -
CAPITAL OUTLAY Total	\$ -	\$ -	\$ 75,000	\$ -	\$ -
Grand Total	\$ 852,627	\$ 734,836	\$ 951,426	\$ 897,626	\$ 992,716

ACTIVITY SUMMARY

FUND: GENERAL			
DEPARTMENT: MUNICIPAL COURT		ACTIVITY: PUBLIC SAFETY	
SERVICE STATEMENT			
<p>The mission of the Municipal Court is to provide swift and impartial disposition of class "C" misdemeanor criminal matters, parking and traffic violations, punishable by fine only and not to exceed \$500.00 as well as city ordinance violations, punishable by fine only, not to exceed \$2000.00 arising within the corporate limits of Texas City under the ordinances PROPOSED by the City and the laws of the State of Texas.</p> <p>The Municipal Court activity includes monthly and quarterly reports to the City and the State on traffic, parking and class "C" criminal offenses. The court is also responsible for computer and manual record keeping of charges filed and disposed, accepting payment of fines; processing requests for defensive driving and dismissals of such upon the completion of the course, time extensions for payment of fines when necessary; sending out a variety of letters dealing with balances due on fines, failures to appear in court and non-completion of defensive driving; issuing warrants and Capias Pro Fine warrants; preparing complaints; trial dockets and arraignment dockets for formal court dates; preparing miscellaneous forms and notifying witnesses and/or attorneys for trial settings.</p>			
PERSONNEL SUMMARY	ACTUAL FY 2022-23	ACTUAL FY 2023-24	BUDGET FY 2024-25
Court Clerk	1	1	1
Senior Deputy Clerk	1	1	1
Deputy Clerk	5	5	5
City Marshal	* 1	1	1
Deputy City Marshal	* 2	3	3
TOTAL	10	11	11

* 75% of Marshal salaries paid from General Fund and 25% paid from Municipal Court Security Fund

	FY22 ACTUAL	FY23 ACTUAL	FY24 AMENDED BUDGET	FY24 YEAR END PROJECTIONS	FY25 PROPOSED BUDGET
SALARIES & BENEFITS	\$ 682,961	\$ 727,579	\$ 763,002	\$ 737,570	\$ 783,214
CONTRACTUAL SERVICES	\$ 357,870	\$ 361,616	\$ 366,275	\$ 287,466	\$ 366,275
MATERIALS & SUPPLIES	\$ 12,754	\$ 15,868	\$ 13,250	\$ 12,944	\$ 13,250
OTHER CHARGES	\$ 2,264	\$ 1,611	\$ 2,100	\$ 1,884	\$ 2,100
Grand Total	\$ 1,055,849	\$ 1,106,675	\$ 1,144,627	\$ 1,039,864	\$ 1,164,839

MUNICIPAL COURT 101-205

FY22 ACTUAL	FY23 ACTUAL	FY24 AMENDED BUDGET	FY24 YEAR END PROJECTIONS				FY25 PROPOSED BUDGET
SALARIES & BENEFITS		\$ 682,961	\$ 727,579	\$ 763,002	\$ 737,570	\$ 783,214	
51010-SALARIES		\$ 513,766	\$ 549,237	\$ 570,140	\$ 556,255	\$ 587,224	
51030-OVERTIME PAY		\$ 2,230	\$ 2,344	\$ 1,000	\$ 2,084	\$ FY25 PROPOSED 2,000	
51070-LIFE & DISABILITY		\$ 1,649	\$ 1,881	\$ 5,929	\$ 1,828	\$ 5,900	
51080-RETIREMENT		\$ 87,454	\$ 94,323	\$ 103,666	\$ 100,719	\$ 103,665	
51090-MEDICARE TAX		\$ 7,418	\$ 8,002	\$ 8,267	\$ 8,119	\$ 8,250	
51110-GROUP HEALTH INSURANCE		\$ 64,129	\$ 63,819	\$ 65,000	\$ 59,566	\$ 68,175	
51130-INCENTIVE PAY		\$ 6,315	\$ 7,973	\$ 9,000	\$ 9,000	\$ 9,000	
CONTRACTUAL SERVICES		\$ 357,870	\$ 361,616	\$ 366,275	\$ 287,466	\$ 366,275	
53340-MAINTENANCE - EQUIP. & TIRES		\$ -	\$ -	\$ 1,500	\$ -	\$ 1,500	
53600-POSTAGE		\$ 7,815	\$ 8,449	\$ 8,000	\$ 5,729	\$ 8,000	
53680-PROFESSIONAL FEES		\$ 227,349	\$ 275,724	\$ 261,100	\$ 220,111	\$ 261,100	
53685-COURT PROSECUTOR FEES		\$ 82,490	\$ 75,933	\$ 93,700	\$ 59,715	\$ 93,700	
53705-EQUIPMENT LEASE FEES		\$ 39,006	\$ -	\$ -	\$ -	\$ -	
53800-DUES & MEMBERSHIPS		\$ 560	\$ 535	\$ 1,000	\$ 761	\$ 1,000	
53860-WORKMEN'S COMPENSATION		\$ 650	\$ 975	\$ 975	\$ 1,150	\$ 975	
OTHER CHARGES		\$ 2,264	\$ 1,611	\$ 2,100	\$ 1,884	\$ 2,100	
54220-MEDICAL FEES		\$ 710	\$ 60	\$ 500	\$ 208	\$ 500	
54300-TRAINING & PERSONNEL		\$ 1,554	\$ 1,551	\$ 1,600	\$ 1,676	\$ 1,600	
MATERIALS & SUPPLIES		\$ 12,754	\$ 15,868	\$ 13,250	\$ 12,944	\$ 13,250	
52660-OFFICE SUPPLIES		\$ 10,632	\$ 13,671	\$ 10,500	\$ 11,902	\$ 10,500	
52760-COMPUTER SUPPLIES		\$ 38	\$ 645	\$ 750	\$ 843	\$ 750	
52780-MISC. MATERIALS & SUPPL		\$ 2,084	\$ 1,553	\$ 2,000	\$ 199	\$ 2,000	
Grand Total		\$ 1,055,849	\$ 1,106,675	\$ 1,144,627	\$ 1,039,864	\$ 1,164,839	

ACTIVITY SUMMARY

FUND: GENERAL			
DEPARTMENT: EMERGENCY MANAGEMENT		ACTIVITY: PUBLIC SAFETY	
SERVICE STATEMENT			
The office of Emergency Management & Safety is under the direction of the Mayor. This office coordinates, designs, writes, and implements emergency management plans and procedures for the City and coordinates such emergency planning with various State and local agencies. This office also coordinates and implements City wide safety programs to include: safety training, accident reporting analysis, accident reporting database maintenance, lost work day accident program, and safety awards programs.			
PERSONNEL SUMMARY			
	ACTUAL	ACTUAL	BUDGET
	FY 2022-23	FY 2023-24	FY 2024-25
Emergency Manager & Special Projects Coordinator	1	1	1
Assistant Emergency Manager	1	1	1
TOTAL	2	2	2

	FY24					
	FY22	FY23	AMENDED	FY24 YEAR END	FY25 PROPOSED	
	ACTUAL	ACTUAL	BUDGET	PROJECTIONS	BUDGET	
SALARIES & BENEFITS	\$ 207,454	\$ 310,233	\$ 336,682	\$ 263,909	\$ 338,391	
OTHER CHARGES	\$ 108,511	\$ 127,725	\$ 289,575	\$ 257,198	\$ 131,575	
MATERIALS & SUPPLIES	\$ 762	\$ 46	\$ 2,000	\$ -	\$ 2,000	
CONTRACTUAL SERVICES	\$ 147,894	\$ 37,217	\$ 71,408	\$ 55,971	\$ 67,408	
Grand Total	\$ 464,621	\$ 475,221	\$ 699,665	\$ 577,077	\$ 539,374	

EMERGENCY MANAGEMENT 101-206

	FY22 ACTUAL	FY23 ACTUAL	FY24 AMENDED BUDGET	FY24 YEAR END PROJECTIONS	FY25 PROPOSED BUDGET
SALARIES & BENEFITS	\$ 207,454	\$ 310,233	\$ 336,682	\$ 263,909	\$ 338,391
51010-SALARIES	\$ 168,133	\$ 238,195	\$ 250,000	\$ 202,249	\$ 250,000
51070-LIFE & DISABILITY	\$ 217	\$ 408	\$ 2,600	\$ 480	\$ 2,600
51080-RETIREMENT	\$ 19,399	\$ 40,257	\$ 44,857	\$ 36,040	\$ 44,857
51090-MEDICARE TAX	\$ 2,349	\$ 3,314	\$ 3,625	\$ 2,833	\$ 3,625
51110-GROUP HEALTH INSURANCE	\$ 16,944	\$ 27,458	\$ 35,000	\$ 21,676	\$ 36,709
51120-TERMINATION PAY	\$ -	\$ -	\$ -	\$ -	\$ -
51130-INCENTIVE PAY	\$ 413	\$ 600	\$ 600	\$ 630	\$ 600
OTHER CHARGES	\$ 108,511	\$ 127,725	\$ 289,575	\$ 257,198	\$ 131,575
54150-EMERGENCY MANAGEMENT	\$ 107,003	\$ 125,679	\$ 286,375	\$ 256,464	\$ 128,375
54220-MEDICAL FEES	\$ 102	\$ -	\$ 200	\$ 332	\$ 200
54300-TRAINING & PERSONNEL	\$ 1,405	\$ 2,046	\$ 3,000	\$ 402	\$ 3,000
MATERIALS & SUPPLIES	\$ 762	\$ 46	\$ 2,000	\$ -	\$ 2,000
52660-OFFICE SUPPLIES	\$ 93	\$ 46	\$ 2,000	\$ -	\$ 2,000
52780-MISC. MATERIALS & SUPPL	\$ 669	\$ -	\$ -	\$ -	\$ -
CONTRACTUAL SERVICES	\$ 147,894	\$ 37,217	\$ 71,408	\$ 55,971	\$ 67,408
53260-PHONE/NETWORK	\$ 31,874	\$ 32,041	\$ 50,000	\$ 52,250	\$ 50,000
53340-MAINTENANCE - EQUIP. & TIR	\$ -	\$ -	\$ 4,000	\$ -	\$ -
53360-MAINTENANCE - OFFICE EQU	\$ 2,058	\$ -	\$ -	\$ -	\$ -
53680-PROFESSIONAL FEES	\$ 22,625	\$ 1,704	\$ 10,000	\$ -	\$ 10,000
53700-EQUIPMENT RENTAL	\$ 2,982	\$ 3,064	\$ 4,000	\$ 3,135	\$ 4,000
53705-EQUIPMENT LEASE FEES	\$ 86,222	\$ -	\$ -	\$ -	\$ -
53760-TRAVEL	\$ -	\$ -	\$ 2,000	\$ 82	\$ 2,000
53780-PUBLICATIONS & LEGAL	\$ 1,734	\$ -	\$ 1,000	\$ -	\$ 1,000
53860-WORKMEN'S COMPENSATION	\$ 399	\$ 408	\$ 408	\$ 504	\$ 408
Grand Total	\$ 464,621	\$ 475,221	\$ 699,665	\$ 577,077	\$ 539,374

PUBLIC WORKS – STREET & BRIDGE 101-301

ACTIVITY SUMMARY

FUND: GENERAL			
DEPARTMENT: STREET & BRIDGE		ACTIVITY: PUBLIC WORKS	
SERVICE STATEMENT			
The Street & Bridge department directs the City's major infrastructure development and maintenance programs for all streets, alleys, bridges, sidewalks, public parking and drainage facilities on public property or easements. This department is also responsible for maintenance of City owned facilities and equipment and vehicles necessary to accomplish those tasks.			
PERSONNEL SUMMARY	ACTUAL FY 2022-23	ACTUAL FY 2023-24	BUDGET FY 2024-25
Director	1	1	1
Construction Services Superintendent	1	1	1
Storm Water Manager	1	1	1
Fleet Maintenance Superintendent	1	1	1
Parts Manager	1	1	1
Street & Bridge Supervisor	1	1	1
Engineering Technician	1	1	1
Secretary	1	1	1
Project Administrator	1	1	1
Asst. Project Administrator	1	1	1
G.I.S. Specialist	1	1	1
G.I.S. Tech (Summer)	2	2	2
Purchasing Clerk	1	1	1
Building & Maintenance Crewleader	2	2	2
Maintenance Electrician	1	1	1
Heavy Equipment Operator	8	8	8
Mechanic/Welder/Paint & Body	4	4	4
Tireman	1	1	1
Project Inspector	1	1	1
Utilityman I or II	2	2	2
Combination Unit Operator	1	1	1
Tractor Trailer Driver	1	1	1
Truck Driver	7	7	7
Laborer II	1	1	1
Survey Assistant/Laborer	1	1	1
Laborer	21	21	21
Laborer/Porter-Shop	2	2	2
Herbicide Spray Technician	1	1	1
Service Technician Mechanic I	1	1	1
Traffic Utilityman I	1	1	1
Traffic Utilityman II	1	1	1
PD Fleet Maintenance Superintendent	1	1	1
PD Fleet Lead Mechanic	1	1	1
Shop Crewleader	1	1	1
TOTAL	74	74	74

PUBLIC WORKS – STREET & BRIDGE 101-301

			FY24		
	FY22 ACTUAL	FY23 ACTUAL	AMENDED BUDGET	FY24 YEAR END PROJECTIONS	FY25 PROPOSED BUDGET
SALARIES & BENEFITS	\$ 5,716,145	\$ 5,608,983	\$ 5,928,477	\$ 5,884,202	\$ 6,108,349
OTHER CHARGES	\$ 6,680	\$ 13,410	\$ 19,935	\$ 18,439	\$ 19,000
MATERIALS & SUPPLIES	\$ 1,638,983	\$ 1,423,918	\$ 2,385,065	\$ 2,079,497	\$ 2,422,000
CONTRACTUAL SERVICES	\$ 1,623,001	\$ 1,263,760	\$ 1,582,982	\$ 1,543,367	\$ 1,571,982
CAPITAL OUTLAY	\$ 132,536	\$ -	\$ -	\$ -	\$ -
Grand Total	\$ 9,117,345	\$ 8,310,071	\$ 9,916,459	\$ 9,525,505	\$ 10,121,331

PUBLIC WORKS – STREET & BRIDGE 101-301

	FY22 ACTUAL	FY23 ACTUAL	FY24 AMENDED BUDGET	FY24 YEAR END PROJECTIONS	FY25 PROPOSED BUDGET
SALARIES & BENEFITS	\$ 5,716,145	\$ 5,608,983	\$ 5,928,477	\$ 5,884,202	\$ 6,108,349
51010-SALARIES	\$ 3,939,805	\$ 3,903,204	\$ 4,139,194	\$ 4,058,572	\$ 4,279,994
51030-OVERTIME PAY	\$ 54,738	\$ 52,631	\$ 45,000	\$ 49,241	\$ 45,000
51040-LONGEVITY	\$ 37,497	\$ 33,071	\$ 33,900	\$ 34,082	\$ 33,900
51070-LIFE & DISABILITY	\$ 13,148	\$ 13,176	\$ 43,048	\$ 13,297	\$ 43,048
51080-RETIREMENT	\$ 688,097	\$ 680,480	\$ 744,317	\$ 755,058	\$ 744,317
51090-MEDICARE TAX	\$ 56,358	\$ 55,316	\$ 60,018	\$ 58,321	\$ 60,018
51110-GROUP HEALTH INSURANCE	\$ 841,792	\$ 819,061	\$ 800,000	\$ 804,492	\$ 839,072
51120-TERMINATION PAY	\$ 47,963	\$ 11,196	\$ 30,000	\$ 73,382	\$ 30,000
51130-INCENTIVE PAY	\$ 20,090	\$ 17,980	\$ 19,000	\$ 17,276	\$ 19,000
51150-UPGRADE PAY	\$ 16,658	\$ 22,869	\$ 14,000	\$ 20,480	\$ 14,000
MATERIALS & SUPPLIES	\$ 1,638,983	\$ 1,423,918	\$ 2,385,065	\$ 2,079,497	\$ 2,422,000
52060-CLOTHING & UNIFORMS	\$ 6,094	\$ 10,282	\$ 7,000	\$ 27,499	\$ 7,000
52080-CEMENT & LIME	\$ 9,845	\$ 2,234	\$ 13,000	\$ 7,071	\$ 13,000
52090-SEAL COAT ROCK	\$ 47,660	\$ 17,753	\$ 75,000	\$ 40,048	\$ 75,000
52100-ASPHALT	\$ 184,657	\$ 184,777	\$ 450,000	\$ 416,936	\$ 450,000
52110-LIQUID ASPHALT	\$ 54,542	\$ 48,469	\$ 190,000	\$ 97,476	\$ 190,000
52140-LIMESTONE	\$ 283,451	\$ 159,991	\$ 250,000	\$ 211,280	\$ 250,000
52150-DRAINAGE MATERIALS	\$ 13,322	\$ 65,623	\$ 110,000	\$ 146,832	\$ 110,000
52160-LIMESTONE & SAND	\$ 188	\$ -	\$ 15,000	\$ 2,639	\$ 15,000
52170-REINFORCED CONCRETE	\$ 202,207	\$ 109,339	\$ 200,000	\$ 148,950	\$ 200,000
52240-GASOLINE & OIL	\$ 657,911	\$ 619,879	\$ 750,000	\$ 753,861	\$ 775,000
52480-TRAFFIC MATERIALS/SIGNS	\$ 73,573	\$ 112,613	\$ 139,000	\$ 85,903	\$ 150,000
52500-MATERIALS - SIGNALS	\$ 32,327	\$ 37,515	\$ 99,065	\$ 70,863	\$ 100,000
52520-PAINT & STRIPING MATERI	\$ 3,724	\$ 2,614	\$ 12,000	\$ 2,522	\$ 12,000
52660-OFFICE SUPPLIES	\$ 5,768	\$ 4,525	\$ 8,000	\$ 8,936	\$ 8,000
52680-JANITORIAL SUPPLIES	\$ 14,423	\$ 13,722	\$ 16,000	\$ 9,585	\$ 16,000
52780-MISC. MATERIALS & SUPPL	\$ 29,594	\$ 21,082	\$ 28,000	\$ 28,154	\$ 28,000
52810-SMALL TOOLS	\$ 19,696	\$ 13,499	\$ 23,000	\$ 20,941	\$ 23,000
CONTRACTUAL SERVICES	\$ 1,623,001	\$ 1,263,760	\$ 1,582,982	\$ 1,543,367	\$ 1,571,982

PUBLIC WORKS – STREET & BRIDGE 101-301

FY22 ACTUAL	FY23 ACTUAL	FY24 AMENDED BUDGET	FY24 YEAR END PROJECTIONS			FY25 PROPOSED BUDGET
53200-UTILITIES		\$ 565,103	\$ 599,378	\$ 575,000	\$ 616,833	\$ 575,000
53240-STREET STRIPING		\$ 33,351	\$ 70,541	\$ 86,000	\$ 111,777	\$ 75,000
53260-PHONE/NETWORK		\$ 70,555	\$ 50,383	\$ 100,000	\$ 96,266	\$ 100,000
53340-MAINTENANCE - EQUIP. & TIRES		\$ 384,430	\$ 291,062	\$ 400,000	\$ 463,094	\$ 400,000
53360-MAINTENANCE - OFFICE EQUIP		\$ 9,388	\$ 9,244	\$ 15,000	\$ 2,758	\$ 15,000
53390-TRAFFIC SIGNAL REPAIR		\$ -	\$ 12,088	\$ 100,000	\$ 26,289	\$ 100,000
53490-WEED CONTROL		\$ 19,349	\$ 16,904	\$ 23,000	\$ 17,201	\$ 23,000
53540-MAINTENANCE - BUILDING		\$ 48,737	\$ 70,667	\$ 100,000	\$ 76,179	\$ 100,000
53600-POSTAGE		\$ 381	\$ 606	\$ 200	\$ 376	\$ 200
53680-PROFESSIONAL FEES		\$ 40,654	\$ 64,354	\$ 100,000	\$ 31,578	\$ 100,000
53700-EQUIPMENT RENTAL		\$ 8,599	\$ 12,338	\$ 15,000	\$ 14,325	\$ 15,000
53705-EQUIPMENT LEASE FEES		\$ 387,822	\$ -	\$ -	\$ -	\$ -
53780-PUBLICATIONS & LEGAL		\$ 2,908	\$ 4,597	\$ 7,000	\$ 4,026	\$ 7,000
53800-DUES & MEMBERSHIPS		\$ 100	\$ 316	\$ 500	\$ 26	\$ 500
53860-WORKMEN'S COMPENSATION		\$ 51,623	\$ 61,282	\$ 61,282	\$ 82,638	\$ 61,282
OTHER CHARGES		\$ 6,680	\$ 13,410	\$ 19,935	\$ 18,439	\$ 19,000
54220-MEDICAL FEES		\$ 4,611	\$ 2,200	\$ 4,000	\$ 2,522	\$ 4,000
54300-TRAINING & PERSONNEL		\$ 2,070	\$ 11,210	\$ 15,935	\$ 15,917	\$ 15,000
Grand Total		\$ 8,984,809	\$ 8,310,071	\$ 9,916,459	\$ 9,525,505	\$ 10,121,331

PUBLIC WORKS – SANITATION 101-302

ACTIVITY SUMMARY

FUND: GENERAL			
DEPARTMENT: SANITATION		ACTIVITY: PUBLIC WORKS	
SERVICE STATEMENT			
The function of the Sanitation department is to plan, direct and manage the collection and disposal of refuse and solid waste and assures enforcement of applicable federal, state and local solid waste laws. The department also provides advice and information regarding the City's solid waste services.			
PERSONNEL SUMMARY		ACTUAL	ACTUAL
		FY 2022-23	FY 2023-24
			BUDGET
			FY 2024-25
Solid Waste Manager		1	1
Supervisor		1	1
Crewleader		1	1
Sanitation Operator		4	4
Roll-off Truck Driver		5	5
Dike Lead		1	1
Laborer		11	11
Laborer-Part Time		1	2
Recycling Gate Attendant-Full Time		1	1
Recycling Gate Attendant-Part Time		1	1
Nuisance Abatement Technician		1	1
Seasonal Assistant Supervisor (paid from TC Dike Fund)		0	1
Seasonal Laborers (paid from TC Dike Fund)		2	5
TOTAL		30	35

	FY22	FY23	FY24	FY24 YEAR END	FY25 PROPOSED
	ACTUAL	ACTUAL	AMENDED	PROJECTIONS	BUDGET
			BUDGET		
SALARIES & BENEFITS	\$ 2,082,446	\$ 2,122,998	\$ 2,292,272	\$ 2,192,190	\$ 2,304,482
OTHER CHARGES	\$ 3,282,960	\$ 3,476,570	\$ 3,622,262	\$ 3,336,367	\$ 4,296,462
MATERIALS & SUPPLIES	\$ 169,329	\$ 179,431	\$ 203,500	\$ 139,781	\$ 203,500
CONTRACTUAL SERVICES	\$ 501,314	\$ 304,256	\$ 305,083	\$ 329,385	\$ 310,083
CAPITAL OUTLAY	\$ -	\$ 27,490	\$ 480,000	\$ -	\$ -
Grand Total	\$ 6,036,048	\$ 6,110,745	\$ 6,903,117	\$ 5,997,723	\$ 7,114,527

PUBLIC WORKS – SANITATION 101-302

FY22 ACTUAL	FY23 ACTUAL	FY24 AMENDED BUDGET	FY24 YEAR END PROJECTIONS				FY25 PROPOSED BUDGET
SALARIES & BENEFITS		\$ 2,082,446	\$ 2,122,998	\$ 2,292,272	\$ 2,192,190	\$	\$ 2,304,482
51010-SALARIES		\$ 1,444,798	\$ 1,497,845	\$ 1,643,636	\$ 1,535,945	\$	\$ 1,643,636
51030-OVERTIME PAY		\$ 46,163	\$ 38,199	\$ 45,000	\$ 40,234	\$	\$ 45,000
51040-LONGEVITY		\$ 11,868	\$ 12,532	\$ 12,900	\$ 13,501	\$	\$ 12,900
51070-LIFE & DISABILITY		\$ 4,813	\$ 4,893	\$ 17,094	\$ 4,874	\$	\$ 17,094
51080-RETIREMENT		\$ 252,320	\$ 261,813	\$ 294,909	\$ 287,085	\$	\$ 294,909
51090-MEDICARE TAX		\$ 21,011	\$ 21,815	\$ 23,833	\$ 22,586	\$	\$ 23,833
51110-GROUP HEALTH INSURANCE		\$ 297,340	\$ 281,706	\$ 250,000	\$ 267,657	\$	\$ 262,210
51120-TERMINATION PAY		\$ -	\$ -	\$ -	\$ 13,677	\$	\$ -
51130-INCENTIVE PAY		\$ 3,336	\$ 3,900	\$ 3,900	\$ 3,900	\$	\$ 3,900
51150-UPGRADE PAY		\$ 797	\$ 295	\$ 1,000	\$ 2,730	\$	\$ 1,000
OTHER CHARGES		\$ 3,282,960	\$ 3,476,570	\$ 3,622,262	\$ 3,336,367	\$	\$ 4,296,462
54220-MEDICAL FEES		\$ 4,193	\$ 4,148	\$ 3,000	\$ 3,661	\$	\$ 4,000
54270-FEES & LICENSES		\$ 2,880,366	\$ 3,266,675	\$ 3,356,800	\$ 3,131,524	\$	\$ 4,030,000
54300-TRAINING & PERSONNEL		\$ 145	\$ -	\$ 15,000	\$ -	\$	\$ 15,000
54510-RECYCLING PROGRAM		\$ 2,575	\$ 1,104	\$ 5,000	\$ 3,922	\$	\$ 5,000
54570-LANDFILL DISPOSAL FEES		\$ 395,681	\$ 204,642	\$ 242,462	\$ 197,260	\$	\$ 242,462
54600-BAD DEBTS		\$ -	\$ -	\$ -	\$ -	\$	\$ -
MATERIALS & SUPPLIES		\$ 169,329	\$ 179,431	\$ 203,500	\$ 139,781	\$	\$ 203,500
52040-CHEMICALS		\$ 168	\$ 491	\$ 500	\$ 677	\$	\$ 500
52060-CLOTHING & UNIFORMS		\$ 4,215	\$ 11,306	\$ 22,000	\$ 19,904	\$	\$ 22,000
52240-GASOLINE & OIL		\$ 157,764	\$ 162,399	\$ 160,000	\$ 112,108	\$	\$ 160,000
52660-OFFICE SUPPLIES		\$ 2,737	\$ 1,499	\$ 4,000	\$ 3,224	\$	\$ 4,000
52680-JANITORIAL SUPPLIES		\$ 1,721	\$ 2,240	\$ 4,000	\$ 1,781	\$	\$ 4,000
52780-MISC. MATERIALS & SUPPL		\$ 2,035	\$ 1,402	\$ 10,000	\$ 2,086	\$	\$ 10,000
52810-SMALL TOOLS		\$ 689	\$ 94	\$ 3,000	\$ -	\$	\$ 3,000
CONTRACTUAL SERVICES		\$ 501,314	\$ 304,256	\$ 305,083	\$ 329,385	\$	\$ 310,083
53300-MAINTENANCE-RADIO		\$ -	\$ -	\$ -	\$ -	\$	\$ -
53340-MAINTENANCE - EQUIP. & TIRES		\$ 161,712	\$ 198,784	\$ 195,000	\$ 188,979	\$	\$ 195,000
53540-MAINTENANCE - BUILDING		\$ 31,194	\$ 22,130	\$ 25,000	\$ 29,460	\$	\$ 30,000
53566-VEGETATION ABATEMENT		\$ 10,800	\$ 56,234	\$ 60,000	\$ 78,000	\$	\$ 60,000
53680-PROFESSIONAL FEES		\$ -	\$ 2,774	\$ -	\$ 131	\$	\$ -
53686-TEMPORARY PERSONNEL FEE		\$ 845	\$ -	\$ -	\$ -	\$	\$ -
53700-EQUIPMENT RENTAL		\$ 349	\$ -	\$ -	\$ -	\$	\$ -
53705-EQUIPMENT LEASE FEES		\$ 278,000	\$ -	\$ -	\$ -	\$	\$ -
53780-PUBLICATIONS & LEGAL		\$ 401	\$ -	\$ 750	\$ -	\$	\$ 750
53860-WORKMEN'S COMPENSATION		\$ 18,011	\$ 24,333	\$ 24,333	\$ 32,815	\$	\$ 24,333
CAPITAL OUTLAY		\$ -	\$ 27,490	\$ 480,000	\$ -	\$	\$ -
55010-LAND & BUILDING IMPROVEMENT		\$ -	\$ -	\$ 480,000	\$ -	\$	\$ -
55150-MISCELLANEOUS EQUIPMENT		\$ -	\$ 27,490	\$ -	\$ -	\$	\$ -
Grand Total		\$ 6,036,048	\$ 6,110,745	\$ 6,903,117	\$ 5,997,723	\$	\$ 7,114,527

PUBLIC WORKS – RAINWATER PUMP STATIONS 101-303

ACTIVITY SUMMARY

FUND: GENERAL			
DEPARTMENT: RAINWATER PUMP STATIONS		ACTIVITY: PUBLIC WORKS	
SERVICE STATEMENT			
The Rainwater Pump Stations are designed to prevent and alleviate flooding throughout the City of Texas City.			
PERSONNEL SUMMARY			
	ACTUAL	ACTUAL	BUDGET
	FY 2022-23	FY 2023-24	FY 2024-25
Pump Station Crewleader	1	1	1
Attendant	2	3	3
Laborer	1	0	0
TOTAL	4	4	4

	FY22	FY23	FY24	FY24 YEAR END	FY25 PROPOSED
	ACTUAL	ACTUAL	AMENDED	PROJECTIONS	BUDGET
			BUDGET		
SALARIES & BENEFITS	\$ 344,590	\$ 347,191	\$ 338,150	\$ 372,848	\$ 340,592
OTHER CHARGES	\$ 120	\$ 30	\$ -	\$ 189	\$ -
MATERIALS & SUPPLIES	\$ 61,676	\$ 161,981	\$ 157,900	\$ 173,522	\$ 157,900
CONTRACTUAL SERVICES	\$ 101,213	\$ 174,879	\$ 243,908	\$ 227,462	\$ 243,908
Grand Total	\$ 507,599	\$ 684,081	\$ 739,958	\$ 774,021	\$ 742,400

PUBLIC WORKS – RAINWATER PUMP STATIONS 101-303

FY22 ACTUAL	FY23 ACTUAL	FY24 AMENDED	FY24 YEAR END PROJECTIONS				FY25 PROPOSED BUDGET
SALARIES & BENEFITS			\$ 344,590	\$ 347,191	\$ 338,150	\$ 372,848	\$ 340,592
51010-SALARIES			\$ 229,402	\$ 229,133	\$ 231,290	\$ 239,870	\$ 231,290
51030-OVERTIME PAY			\$ 6,807	\$ 9,359	\$ 7,000	\$ 13,879	\$ 7,000
51040-LONGEVITY			\$ 2,356	\$ 2,544	\$ 2,700	\$ 2,850	\$ 2,700
51070-LIFE & DISABILITY			\$ 797	\$ 802	\$ 2,405	\$ 841	\$ 2,405
51080-RETIREMENT			\$ 39,939	\$ 40,640	\$ 41,401	\$ 45,801	\$ 41,401
51090-MEDICARE TAX			\$ 3,225	\$ 3,292	\$ 3,354	\$ 3,443	\$ 3,354
51110-GROUP HEALTH INSURANCE			\$ 62,099	\$ 61,422	\$ 50,000	\$ 66,164	\$ 52,442
51191-NON-CASH FRINGE BENEFIT			\$ (37)	\$ -	\$ -	\$ -	\$ -
OTHER CHARGES			\$ 120	\$ 30	\$ -	\$ 189	\$ -
54220-MEDICAL FEES			\$ 120	\$ 30	\$ -	\$ 189	\$ -
MATERIALS & SUPPLIES			\$ 61,676	\$ 161,981	\$ 157,900	\$ 173,522	\$ 157,900
52040-CHEMICALS			\$ 1,265	\$ 1,696	\$ 1,500	\$ 1,339	\$ 1,500
52060-CLOTHING & UNIFORMS			\$ 1,781	\$ 3,466	\$ 2,500	\$ 5,460	\$ 2,500
52240-GASOLINE & OIL			\$ 56,050	\$ 153,440	\$ 150,000	\$ 164,226	\$ 150,000
52680-JANITORIAL SUPPLIES			\$ 298	\$ 874	\$ 1,200	\$ 251	\$ 1,200
52780-MISC. MATERIALS & SUPPL			\$ 1,290	\$ 1,328	\$ 1,500	\$ 1,475	\$ 1,500
52810-SMALL TOOLS			\$ 993	\$ 1,177	\$ 1,200	\$ 771	\$ 1,200
CONTRACTUAL SERVICES			\$ 101,213	\$ 174,879	\$ 243,908	\$ 227,462	\$ 243,908
53300-MAINTENANCE-RADIO			\$ -	\$ -	\$ 400	\$ -	\$ 400
53340-MAINTENANCE - EQUIP. & TIRES			\$ 16,883	\$ 24,504	\$ 25,000	\$ 19,136	\$ 25,000
53440-MAINTENANCE - PHYSICAL PLANT			\$ 46,244	\$ 108,602	\$ 158,000	\$ 108,548	\$ 158,000
53540-MAINTENANCE - BUILDING			\$ 23,509	\$ 28,361	\$ 50,000	\$ 87,929	\$ 50,000
53680-PROFESSIONAL FEES			\$ 3,107	\$ 6,126	\$ 2,500	\$ 2,309	\$ 2,500
53700-EQUIPMENT RENTAL			\$ 1,314	\$ 3,778	\$ 4,500	\$ 4,921	\$ 4,500
53705-EQUIPMENT LEASE FEES			\$ 7,155	\$ -	\$ -	\$ -	\$ -
53860-WORKMEN'S COMPENSATION			\$ 3,000	\$ 3,508	\$ 3,508	\$ 4,618	\$ 3,508
Grand Total			\$ 507,599	\$ 684,081	\$ 739,958	\$ 774,021	\$ 742,400

FUND: GENERAL			
DEPARTMENT: RECREATION & TOURISM -101-401		ACTIVITY: CULTURE & RECREATION	
SERVICE STATEMENT			
The Texas City Recreation & Tourism Department seeks to enhance the quality of life of the citizens by providing a comprehensive range of recreational services designed to contribute to the physical, mental, social and cultural needs of the community. This department also seeks to bring visitors to the City through tourism promotion.			
PERSONNEL SUMMARY	ACTUAL FY 2022-23	ACTUAL FY 2023-24	BUDGET FY 2024-25
Full-Time:			
Director	1	1	1
Administrative Assistant	1	1	1
Park Superintendent	1	1	1
Asst. Park Superintendent	1	1	1
Reservation Coordinator	0	0	0
Recreation Superintendent	1	1	1
Landscape Supervisor	1	1	1
Custodians-Full-Time (All Centers)	3	3	3
Facility Crew Leader	1	1	1
Museum Curator	1	1	1
Athletic Coordinator	1	1	1
Aquatics Coordinator	1	1	1
Rec Aide-Full-Time-Sr. Citizen Program	1	1	1
Range Master	1	1	1
Shooting Range Crew Leader (formerly Asst. Range Master)	1	1	1
Fitness Coordinator	1	1	1
Recreation Coordinator	1	1	1
Program Events Coordinator	0	0	0
Reservation Supervisor	1	1	1
Senior Citizens Program Coordinator	1	1	1
Center Supervisor	2	2	2
Park Crew Leader	2	2	2
Park Crew Mechanic	1	1	1
Park Crew Equipment Operators	5	5	5
Park Crew Athletic Groundskeeper	1	1	1
Park Crew Pool Maintenance	2	2	2
Park Crew Laborer	7	7	7
Total Full-Time	40	40	40
Part-Time:			
Custodians-Part Time (All-Centers)	4	4	4
Lowry Weekend/Evening Supervisor-Part Time	1	1	1
Natatorium Pool Manager-Part Time	1	1	1
Athletic Manager-Part Time	1	1	1
Swim Coach-Part Time	1	1	1
Rec Aides-Part-Time (All Centers)	39	39	39
TEP Part-Time Driver	1	1	1
Special Instructor II (Tennis)-Part Time	1	1	1
Seasonal Rec Aide (timekeepers & scorekeepers)	8	8	8
Total Part-Time	57	57	57

REC AND TOUR 101-401

FUND: GENERAL			
DEPARTMENT: RECREATION & TOURISM (continued)	ACTIVITY: CULTURE & RECREATION		
Summer:			
Rec Aides (Summer)	26	26	26
Park Crew Laborer (Summer)	3	3	3
Pool Managers (Summer)	3	3	3
Lifeguards (Summer)	30	30	30
Cashiers (Summer)	3	3	3
Aquatics Manager (Summer)	2	2	2
Summer Track Coach (Summer)	2	2	2
Total Summer	<u>69</u>	<u>69</u>	<u>69</u>
TOTAL (Full-Time, Part-Time, Summer Positions)	<u>166</u>	<u>166</u>	<u>166</u>

	FY22	FY23	24	FY24 YEAR END	FY25 PROPOSED
	ACTUAL	ACTUAL	AMENDED	PROJECTIONS	BUDGET
			BUDGET		
SALARIES & BENEFITS	\$ 4,805,979	\$ 4,897,544	\$ 5,577,162	\$ 5,444,975	\$ 5,603,047
OTHER CHARGES	\$ 83,496	\$ 83,479	\$ 79,700	\$ 72,568	\$ 79,700
MATERIALS & SUPPLIES	\$ 408,087	\$ 408,810	\$ 477,700	\$ 404,662	\$ 492,700
CONTRACTUAL SERVICES	\$ 2,630,892	\$ 2,629,100	\$ 3,251,335	\$ 2,984,114	\$ 1,912,335
CAPITAL OUTLAY	\$ 441,714	\$ 222,784	\$ 926,000	\$ 1,822,953	\$ -
Grand Total	\$ 8,370,168	\$ 8,241,716	\$ 10,311,897	\$ 10,729,273	\$ 8,087,782

	FY22 ACTUAL	FY23 ACTUAL	FY24 AMENDED BUDGET	FY24 YEAR END PROJECTIONS	FY25 PROPOSED BUDGET
SALARIES & BENEFITS	\$ 4,805,979	\$ 4,897,544	\$ 5,577,162	\$ 5,444,975	\$ 5,603,047
51010-SALARIES	\$ 3,455,662	\$ 3,605,057	\$ 4,055,831	\$ 4,099,316	\$ 4,055,831
51030-OVERTIME PAY	\$ 150,149	\$ 114,235	\$ 125,000	\$ 96,156	\$ 125,000
51040-LONGEVITY	\$ 9,313	\$ 9,578	\$ 9,600	\$ 9,376	\$ 9,600
51070-LIFE & DISABILITY	\$ 6,746	\$ 6,867	\$ 42,181	\$ 7,085	\$ 42,181
51080-RETIREMENT	\$ 549,364	\$ 570,864	\$ 728,840	\$ 632,999	\$ 728,840
51090-MEDICARE TAX	\$ 51,126	\$ 53,025	\$ 58,810	\$ 52,538	\$ 58,810
51110-GROUP HEALTH INSURANCE	\$ 558,768	\$ 513,382	\$ 530,000	\$ 521,086	\$ 555,885
1120-TERMINATION PAY	\$ 8,615	\$ 7,967	\$ 10,000	\$ 10,357	\$ 10,000
51130-INCENTIVE PAY	\$ 15,091	\$ 15,692	\$ 15,900	\$ 14,760	\$ 15,900
51150-UPGRADE PAY	\$ 1,145	\$ 877	\$ 1,000	\$ 1,303	\$ 1,000
OTHER CHARGES	\$ 83,496	\$ 83,479	\$ 79,700	\$ 72,568	\$ 79,700
54220-MEDICAL FEES	\$ 8,240	\$ 5,451	\$ 7,500	\$ 6,256	\$ 7,500
54260-CLAIMS & REFUNDS	\$ 68,174	\$ 69,259	\$ 65,200	\$ 63,233	\$ 65,200
54300-TRAINING & PERSONNEL	\$ 7,081	\$ 8,769	\$ 7,000	\$ 3,079	\$ 7,000
MATERIALS & SUPPLIES	\$ 408,087	\$ 408,810	\$ 477,700	\$ 404,662	\$ 492,700
52040-CHEMICALS	\$ 47,288	\$ 32,782	\$ 64,000	\$ 59,017	\$ 64,000
52060-CLOTHING & UNIFORMS	\$ 23,751	\$ 14,332	\$ 30,700	\$ 22,978	\$ 30,700
52240-GASOLINE & OIL	\$ 90,058	\$ 85,806	\$ 75,000	\$ 60,473	\$ 75,000
52460-RECREATIONAL SUPPLIES	\$ 54,818	\$ 69,848	\$ 70,000	\$ 49,696	\$ 75,000
52660-OFFICE SUPPLIES	\$ 9,826	\$ 8,846	\$ 19,000	\$ 8,915	\$ 19,000
52680-JANITORIAL SUPPLIES	\$ 45,137	\$ 57,543	\$ 70,000	\$ 58,385	\$ 70,000
52700-PROGRAMS & AWARDS	\$ 94,569	\$ 99,704	\$ 100,000	\$ 122,230	\$ 100,000
52780-MISC. MATERIALS & SUPPL	\$ 35,213	\$ 36,258	\$ 40,000	\$ 21,468	\$ 50,000
52810-SMALL TOOLS	\$ 7,427	\$ 3,690	\$ 9,000	\$ 1,501	\$ 9,000

	FY22 ACTUAL	FY23 ACTUAL	FY24 AMENDED BUDGET	FY24 YEAR END PROJECTIONS	FY25 PROPOSED BUDGET
CONTRACTUAL SERVICES	\$ 2,630,892	\$ 2,629,100	\$ 3,251,335	\$ 2,984,114	\$ 1,912,335
53070-REC & TOUR SECURITY	\$ -	\$ (19,355)	\$ 60,000	\$ (15,938)	\$ 60,000
53080-LAUNDRY	\$ 382	\$ 242	\$ 2,000	\$ 180	\$ 3,000
53120-INSURANCE - FIRE & FLOOD	\$ 13,224	\$ 14,635	\$ 12,000	\$ -	\$ 12,000
53200-UTILITIES	\$ 1,118,086	\$ 1,044,407	\$ 1,000,000	\$ 802,347	\$ 1,000,000
53260-PHONE/NETWORK	\$ 96,524	\$ 99,266	\$ 70,000	\$ 92,448	\$ 70,000
53340-MAINTENANCE - EQUIP. & TIRES	\$ 104,309	\$ 131,567	\$ 105,000	\$ 114,293	\$ 105,000
53490-WEED CONTROL	\$ -	\$ -	\$ 5,886	\$ 5,205	\$ 5,886
53530-MAINTENANCE- PARKS	\$ 366,161	\$ 329,748	\$ 490,000	\$ 438,136	\$ 200,100
53540-MAINTENANCE - BUILDING	\$ 519,053	\$ 654,084	\$ 750,000	\$ 710,431	\$ 100,000
53550-MAINTENANCE - SWIMMING POOL	\$ 88,664	\$ 207,420	\$ 530,000	\$ 663,847	\$ 130,000
53560-MAINTENANCE CONTRACTS	\$ 6,704	\$ 7,544	\$ 10,000	\$ -	\$ 10,000
53600-POSTAGE	\$ 510	\$ 647	\$ 600	\$ 719	\$ 600
53680-PROFESSIONAL FEES	\$ 63,566	\$ 58,763	\$ 90,000	\$ 64,771	\$ 90,000
53683-LINEN SERVICES	\$ 14,322	\$ 15,121	\$ 25,000	\$ 13,915	\$ 25,000
53700-EQUIPMENT RENTAL	\$ 36,983	\$ 37,371	\$ 40,000	\$ 38,085	\$ 40,000
53705-EQUIPMENT LEASE FEES	\$ 160,000	\$ -	\$ -	\$ -	\$ 10,000
53760-TRAVEL	\$ 8,753	\$ 8,688	\$ 10,000	\$ 3,895	\$ 10,000
53780-PUBLICATIONS & LEGAL	\$ 2,626	\$ 2,662	\$ 10,100	\$ 3,095	\$ 10,000
53800-DUES & MEMBERSHIPS	\$ 5,843	\$ 5,541	\$ 10,000	\$ 5,453	\$ -
53860-WORKMEN'S COMPENSATION	\$ 25,182	\$ 30,749	\$ 30,749	\$ 43,233	\$ 30,749
CAPITAL OUTLAY	\$ 441,714	\$ 222,784	\$ 926,000	\$ 1,822,953	\$ -
55010-LAND & BUILDING IMPROVEMENT	\$ 60,745	\$ 67,803	\$ -	\$ 110,373	\$ -
55150-MISCELLANEOUS EQUIPMENT	\$ 9,969	\$ 154,981	\$ 811,000	\$ 1,558,825	\$ -
55650-PARK IMPROVEMENTS	\$ 371,000	\$ -	\$ 115,000	\$ 153,755	\$ -
Grand Total	\$ 8,370,168	\$ 8,241,716	\$ 10,311,897	\$ 10,729,273	\$ 8,087,782

ACTIVITY SUMMARY

FUND: GENERAL			
DEPARTMENT: LIBRARY		ACTIVITY: CULTURE & RECREATION	
SERVICE STATEMENT			
The Moore Memorial Library's function is to assemble, organize, preserve, and make easily and freely available printed and non-printed materials for recreational and educational use by the citizens of Texas City and Galveston County.			
PERSONNEL SUMMARY			
	ACTUAL FY 2022-23	ACTUAL FY 2023-24	BUDGET FY 2024-25
Library Director	1	1	1
Assistant Director/Head of Technical Processing	1	1	1
Reference Librarian	1	1	1
Local Historian	1	1	1
Young Adult/Public Services Librarian	1	1	1
Children's Librarian	1	1	1
Systems Administrator	1	1	1
Public Services & Archives Assistant	1	1	2
Support Services Assistant	6	6	6
Shelver-Part-Time	2	2	2
Summer Library Shelver	2	2	2
TOTAL	18	18	19

	FY22 ACTUAL	FY23 ACTUAL	FY24 AMENDED BUDGET	FY24 YEAR-END PROJECTIONS	FY25 PROPOSED BUDGET
SALARIES & BENEFITS	\$ 859,395	\$ 1,002,643	\$ 1,172,222	\$ 1,077,674	\$ 1,203,150
CONTRACTUAL SERVICES	\$ 357,965	\$ 248,045	\$ 318,653	\$ 297,340	\$ 348,653
MATERIALS & SUPPLIES	\$ 19,875	\$ 22,226	\$ 39,500	\$ 34,599	\$ 39,500
OTHER CHARGES	\$ 167,453	\$ 181,391	\$ 231,000	\$ 210,233	\$ 231,000
CAPITAL OUTLAY	\$ -	\$ -	\$ 10,000	\$ 3,799	\$ 10,000
Grand Total	\$ 1,404,688	\$ 1,454,305	\$ 1,771,375	\$ 1,623,645	\$ 1,832,303

LIBRARY 101-402

FY22 Row Labels	FY23	AMENDED	FY24				FY25 PROPOSED
			FY24 YEAR END ACTUAL	ACTUAL	BUDGET	PROJECTIONS	
SALARIES & BENEFITS			\$ 859,395	\$ 1,002,643	\$ 1,172,222	\$ 1,077,674	\$ 1,203,150
51010-SALARIES			\$ 621,662	\$ 734,693	\$ 868,854	\$ 792,050	\$ 894,410
51030-OVERTIME PAY			\$ 137	\$ 507	\$ 1,000	\$ 699	\$ 1,000
51070-LIFE & DISABILITY			\$ 2,008	\$ 2,340	\$ 9,036	\$ 2,349	\$ 9,036
51080-RETIREMENT			\$ 104,615	\$ 123,339	\$ 157,834	\$ 143,340	\$ 157,834
51090-MEDICARE TAX			\$ 8,984	\$ 10,588	\$ 12,598	\$ 11,448	\$ 12,598
51110-GROUP HEALTH INSURANCE			\$ 108,604	\$ 118,141	\$ 110,000	\$ 112,572	\$ 115,372
51130-INCENTIVE PAY			\$ 13,385	\$ 13,034	\$ 12,900	\$ 15,216	\$ 12,900
OTHER CHARGES			\$ 167,453	\$ 181,391	\$ 231,000	\$ 210,233	\$ 231,000
54020-BOOKS & PUBLICATIONS			\$ 157,815	\$ 171,768	\$ 215,000	\$ 207,489	\$ 215,000
54220-MEDICAL FEES			\$ 540	\$ 270	\$ 1,000	\$ 689	\$ 1,000
54300-TRAINING & PERSONNEL			\$ 1,247	\$ 1,153	\$ 2,000	\$ 1,560	\$ 2,000
54480-LIBRARY PROGRAMS			\$ 7,850	\$ 8,201	\$ 13,000	\$ 495	\$ 13,000
MATERIALS & SUPPLIES			\$ 19,875	\$ 22,226	\$ 39,500	\$ 34,599	\$ 39,500
52660-OFFICE SUPPLIES			\$ 14,924	\$ 17,601	\$ 35,000	\$ 31,246	\$ 35,000
52680-JANITORIAL SUPPLIES			\$ 4,951	\$ 4,625	\$ 4,500	\$ 3,353	\$ 4,500
CONTRACTUAL SERVICES			\$ 357,965	\$ 248,045	\$ 318,653	\$ 297,340	\$ 348,653
53120-INSURANCE - FIRE & FLOOD			\$ 4,794	\$ 5,605	\$ 6,000	\$ -	\$ 6,000
53200-UTILITIES			\$ 67,896	\$ 60,662	\$ 65,000	\$ 43,531	\$ 65,000
53260-PHONE/NETWORK			\$ 22,480	\$ 13,971	\$ 23,000	\$ 12,688	\$ 23,000
53340-MAINTENANCE - EQUIP. & TIRES			\$ 54,835	\$ 48,679	\$ 60,000	\$ 68,885	\$ 60,000
53360-MAINTENANCE - OFFICE EQUIP			\$ 38,220	\$ 2,649	\$ 6,000	\$ 1,093	\$ 6,000
53540-MAINTENANCE - BUILDING			\$ 147,905	\$ 89,989	\$ 125,000	\$ 143,642	\$ 155,000
53600-POSTAGE			\$ 1,873	\$ 2,623	\$ 4,000	\$ 1,742	\$ 4,000
53660-BOOK REPAIRS & BINDING			\$ 2,725	\$ 1,890	\$ 2,000	\$ 316	\$ 2,000
53665-PRESERVATION/ARCHIVES			\$ 2,832	\$ 2,547	\$ 3,500	\$ 1,323	\$ 3,500
53680-PROFESSIONAL FEES			\$ 473	\$ 340	\$ 500	\$ 539	\$ 500
53700-EQUIPMENT RENTAL			\$ 12,815	\$ 13,214	\$ 16,000	\$ 15,222	\$ 16,000
53760-TRAVEL			\$ 103	\$ 2,782	\$ 4,500	\$ 4,003	\$ 4,500
53800-DUES & MEMBERSHIPS			\$ -	\$ 1,941	\$ 2,000	\$ 2,602	\$ 2,000
53860-WORKMEN'S COMPENSATION			\$ 1,014	\$ 1,153	\$ 1,153	\$ 1,753	\$ 1,153
CAPITAL OUTLAY			\$ -	\$ -	\$ 10,000	\$ 3,799	\$ 10,000
55030-OFFICE EQUIPMENT			\$ -	\$ -	\$ 10,000	\$ 3,799	\$ 10,000
Grand Total			\$ 1,404,688	\$ 1,454,305	\$ 1,771,375	\$ 1,623,645	\$ 1,832,303

BAYOU GOLF COURSE 101-403

ACTIVITY SUMMARY

FUND: GENERAL			
DEPARTMENT: BAYOU GOLF		ACTIVITY: CULTURE & RECREATION	
SERVICE STATEMENT			
The purpose of the Bayou Golf Course is to provide for the recreational needs and desires of our golfing citizenry efficiently and at a reasonable cost. By providing professional, dependable services while protecting our environment, we hope to enhance the quality of life for our customers and our community.			
PERSONNEL SUMMARY			
	ACTUAL	ACTUAL	BUDGET
	FY 2022-23	FY 2023-24	FY 2024-25
Superintendent	1	1	1
Golf Professional	1	1	1
Assistant Golf Professional	1	1	1
Golf Course Crewleader	1	1	1
Mechanic	1	1	1
Tractor/Mower Operators	2	2	2
Golf Laborer	5	5	5
Golf Laborer-Seasonal-Part-Time	3	3	3
Pro Shop Assistant-Part Time	4	4	4
TOTAL	19	19	19

	FY22	FY23	FY24	FY24 YEAR END	FY25 PROPOSED
	ACTUAL	ACTUAL	AMENDED	PROJECTIONS	BUDGET
			BUDGET		
CAPITAL OUTLAY	\$ 199,195	\$ 135,715	\$ 208,346	\$ 9,286	\$ -
CONTRACTUAL SERVICES	\$ 430,911	\$ 290,128	\$ 295,568	\$ 177,521	\$ 195,568
MATERIALS & SUPPLIES	\$ 130,853	\$ 124,620	\$ 124,100	\$ 115,435	\$ 134,100
OTHER CHARGES	\$ 45,698	\$ 54,150	\$ 65,800	\$ 70,798	\$ 65,800
SALARIES & BENEFITS	\$ 921,159	\$ 876,468	\$ 1,004,880	\$ 883,064	\$ 1,010,497
Grand Total	\$ 1,727,816	\$ 1,481,082	\$ 1,698,694	\$ 1,256,104	\$ 1,405,965

BAYOU GOLF 101-403

	FY24				
	FY22 ACTUAL	FY23 ACTUAL	AMENDED BUDGET	FY24 YEAR END PROJECTIONS	FY25 PROPOSED BUDGET
SALARIES & BENEFITS	\$ 921,159	\$ 876,468	\$ 1,004,880	\$ 883,064	\$ 1,010,497
51010-SALARIES	\$ 642,393	\$ 623,575	\$ 725,446	\$ 616,438	\$ 725,446
51030-OVERTIME PAY	\$ 8,929	\$ 9,720	\$ 10,000	\$ 8,958	\$ 10,000
51040-LONGEVITY	\$ 4,261	\$ 4,766	\$ 5,100	\$ 5,160	\$ 5,100
51070-LIFE & DISABILITY	\$ 2,227	\$ 2,107	\$ 7,545	\$ 2,144	\$ 7,545
51080-RETIREMENT	\$ 105,515	\$ 101,632	\$ 130,070	\$ 107,365	\$ 130,070
51090-MEDICARE TAX	\$ 9,013	\$ 8,858	\$ 10,519	\$ 8,710	\$ 10,519
51110-GROUP HEALTH INSURANCE	\$ 146,683	\$ 124,524	\$ 115,000	\$ 133,089	\$ 120,617
51130-INCENTIVE PAY	\$ 2,138	\$ 1,286	\$ 1,200	\$ 1,200	\$ 1,200
OTHER CHARGES	\$ 45,698	\$ 54,150	\$ 65,800	\$ 70,798	\$ 65,800
54220-MEDICAL FEES	\$ 540	\$ 150	\$ 800	\$ 598	\$ 800
54560-LEASE PAYMENTS	\$ 40,124	\$ 48,111	\$ 57,000	\$ 70,200	\$ 57,000
56214-INTEREST-GOLF CART LEAS	\$ 5,034	\$ 5,889	\$ 8,000	\$ -	\$ 8,000
MATERIALS & SUPPLIES	\$ 130,853	\$ 124,620	\$ 124,100	\$ 115,435	\$ 134,100
52060-CLOTHING & UNIFORMS	\$ 1,332	\$ 4,570	\$ 2,000	\$ 5,590	\$ 2,000
52240-GASOLINE & OIL	\$ 28,120	\$ 26,242	\$ 16,000	\$ 17,459	\$ 16,000
52580-ICE & SUPPLIES	\$ -	\$ -	\$ 100	\$ -	\$ 100
52660-OFFICE SUPPLIES	\$ -	\$ -	\$ 2,500	\$ 845	\$ 2,500
52680-JANITORIAL SUPPLIES	\$ 2,644	\$ 3,273	\$ 3,500	\$ 1,971	\$ 3,500
52780-MISC. MATERIALS & SUPPL	\$ 4,627	\$ 6,082	\$ 8,000	\$ 5,692	\$ 8,000
52790-GOLF SHOP SUPPLIES	\$ 92,950	\$ 83,026	\$ 90,000	\$ 83,692	\$ 100,000
52810-SMALL TOOLS	\$ 1,180	\$ 1,427	\$ 2,000	\$ 186	\$ 2,000
CONTRACTUAL SERVICES	\$ 430,911	\$ 290,128	\$ 295,568	\$ 177,521	\$ 195,568
53200-UTILITIES	\$ 35,442	\$ 34,551	\$ 48,000	\$ 33,781	\$ 48,000
53260-PHONE/NETWORK	\$ 5,955	\$ 10,642	\$ 8,500	\$ 6,920	\$ 8,500
53340-MAINTENANCE - EQUIP. & TIRES	\$ 25,683	\$ 17,594	\$ 36,000	\$ 24,028	\$ 36,000
53540-MAINTENANCE - BUILDING	\$ 274,518	\$ 206,293	\$ 175,000	\$ 85,759	\$ 75,000
53560-MAINTENANCE CONTRACTS	\$ -	\$ 1,072	\$ -	\$ -	\$ -
53570-ADVERTISING/MARKETING	\$ 10,104	\$ 9,212	\$ 15,000	\$ 12,883	\$ 15,000
53680-PROFESSIONAL FEES	\$ 574	\$ 507	\$ 3,000	\$ 1,079	\$ 3,000
53700-EQUIPMENT RENTAL	\$ 3,495	\$ 3,180	\$ 2,000	\$ 3,808	\$ 2,000
53705-EQUIPMENT LEASE FEES	\$ 69,661	\$ -	\$ -	\$ -	\$ -
53760-TRAVEL	\$ -	\$ -	\$ 1,000	\$ -	\$ 1,000
53800-DUES & MEMBERSHIPS	\$ 375	\$ 1,259	\$ 1,250	\$ 1,531	\$ 1,250
53860-WORKMEN'S COMPENSATION	\$ 5,105	\$ 5,818	\$ 5,818	\$ 7,733	\$ 5,818
CAPITAL OUTLAY	\$ 199,195	\$ 135,715	\$ 208,346	\$ 9,286	\$ -
55010-LAND & BUILDING IMPROVEMENT	\$ -	\$ 135,715	\$ 202,000	\$ 9,286	\$ -
55020-OPERATING EQUIP. & VEHICLES	\$ 199,195	\$ -	\$ -	\$ -	\$ -
55150-MISCELLANEOUS EQUIPMENT	\$ -	\$ -	\$ 6,346	\$ -	\$ -
Grand Total	\$ 1,727,816	\$ 1,481,082	\$ 1,698,694	\$ 1,256,104	\$ 1,405,965

ACTIVITY SUMMARY

FUND: GENERAL			
DEPARTMENT: ANIMAL CONTROL		ACTIVITY: HEALTH & WELFARE	
SERVICE STATEMENT			
Animal Control duties include the investigation of all animal bites and ensuring that the animal involved in the bite or any other animal suspected of rabies is properly quarantined or tested to encourage and enforce regulations regarding rabies vaccinations, confinement, leash laws, and other rules and regulations of animal control, the removal of stray animals from exposure to the public, the removal of dead animals from the streets and public areas of the City of Texas City, to assist police with prisoner's animals and to assist in the control and removal of wild animals from populated areas within the City.			
		ACTUAL	ACTUAL
		FY 2022-23	FY 2023-24
			BUDGET
		FY 2024-25	
PERSONNEL SUMMARY			
Animal Control Officer	3	3	3
TOTAL	3	3	3

	FY22	FY23	FY24	FY24 YEAR-END	FY25 PROPOSED
	ACTUAL	ACTUAL	AMENDED	PROJECTIONS	BUDGET
			BUDGET		
SALARIES & BENEFITS	\$ 172,155	\$ 234,330	\$ 239,992	\$ 255,837	\$ 240,969
OTHER CHARGES	\$ 2,092	\$ 1,316	\$ 3,000	\$ 1,516	\$ -
MATERIALS & SUPPLIES	\$ 42,223	\$ 49,761	\$ 56,000	\$ 39,699	\$ 56,000
CONTRACTUAL SERVICES	\$ 222,751	\$ 244,477	\$ 276,389	\$ 249,237	\$ 276,389
CAPITAL OUTLAY	\$ -	\$ -	\$ -	\$ -	\$ -
Grand Total	\$ 439,221	\$ 529,884	\$ 575,381	\$ 546,289	\$ 573,358

ANIMAL CONTROL 101-501

	FY22	FY23	FY24	FY24	FY25
	ACTUAL	ACTUAL	AMENDED	YEAR-END	PROPOSED
			BUDGET	PROJECTIONS	BUDGET
SALARIES & BENEFITS	\$ 172,155	\$ 234,330	\$ 239,992	\$ 255,837	\$ 240,969
51010-SALARIES	\$ 121,799	\$ 154,615	\$ 161,732	\$ 163,390	\$ 161,732
51030-OVERTIME PAY	\$ 21,994	\$ 19,144	\$ 25,000	\$ 21,900	\$ 25,000
51070-LIFE & DISABILITY	\$ 392	\$ 572	\$ 1,682	\$ 596	\$ 1,682
51080-RETIREMENT	\$ 24,122	\$ 29,334	\$ 28,993	\$ 32,978	\$ 28,993
51090-MEDICARE TAX	\$ 2,087	\$ 2,405	\$ 2,345	\$ 2,556	\$ 2,345
51110-GROUP HEALTH INSURANCE	\$ 1,520	\$ 28,020	\$ 20,000	\$ 34,177	\$ 20,977
51130-INCENTIVE PAY	\$ 240	\$ 240	\$ 240	\$ 240	\$ 240
CONTRACTUAL SERVICES	\$ 222,751	\$ 244,477	\$ 276,389	\$ 249,237	\$ 276,389
53050-ADMINISTRATION	\$ -	\$ 24,297	\$ 12,000	\$ 2,635	\$ 12,000
53090-ANIMAL SHELTER OPERATIONS	\$ 202,785	\$ 211,719	\$ 251,288	\$ 240,630	\$ 251,288
53340-MAINTENANCE - EQUIP. & TIRES	\$ 5,011	\$ 3,380	\$ 6,000	\$ 2,746	\$ 6,000
53680-PROFESSIONAL FEES	\$ 351	\$ 826	\$ 1,000	\$ -	\$ 1,000
53688-VETERINARIAN FEES	\$ 2,215	\$ 2,204	\$ 3,000	\$ -	\$ 3,000
53700-EQUIPMENT RENTAL	\$ 450	\$ 450	\$ 1,000	\$ 585	\$ 1,000
53705-EQUIPMENT LEASE FEES	\$ 10,582	\$ -	\$ -	\$ -	\$ -
53760-TRAVEL	\$ -	\$ -	\$ 500	\$ -	\$ 500
53860-WORKMEN'S COMPENSATION	\$ 1,356	\$ 1,601	\$ 1,601	\$ 2,641	\$ 1,601
MATERIALS & SUPPLIES	\$ 42,223	\$ 49,761	\$ 56,000	\$ 39,699	\$ 56,000
52060-CLOTHING & UNIFORMS	\$ 4,542	\$ 7,068	\$ 8,000	\$ 1,001	\$ 8,000
52240-GASOLINE & OIL	\$ 90	\$ 722	\$ 6,000	\$ 65	\$ 6,000
52660-OFFICE SUPPLIES	\$ 2,879	\$ 2,971	\$ 3,000	\$ -	\$ 3,000
52780-MISC. MATERIALS & SUPPL	\$ 34,712	\$ 39,000	\$ 39,000	\$ 38,633	\$ 39,000
OTHER CHARGES	\$ 2,092	\$ 1,316	\$ 3,000	\$ 1,516	\$ -
54220-MEDICAL FEES	\$ 540	\$ 90	\$ 1,000	\$ -	\$ -
54300-TRAINING & PERSONNEL	\$ 1,552	\$ 1,226	\$ 2,000	\$ 1,516	\$ -
Grand Total	\$ 439,221	\$ 529,884	\$ 575,381	\$ 546,289	\$ 573,358

GRANTS ADMINISTRATION 101-601

	FY22 ACTUAL	FY23 ACTUAL	FY24 AMENDED BUDGET	FY24 YEAR-END PROJECTIONS	FY25 PROPOSED BUDGET
SALARIES & BENEFITS	\$ (304)	\$ 64,033	\$ 259,864	\$ 246,420	\$ 296,806
OTHER CHARGES	\$ 270	\$ -	\$ -	\$ -	\$ -
MATERIALS & SUPPLIES	\$ -	\$ -	\$ 2,500	\$ 1,850	\$ 2,500
CONTRACTUAL SERVICES	\$ 8,479	\$ 5,074	\$ 3,100	\$ 3,057	\$ 3,600
Grand Total	\$ 8,445	\$ 69,107	\$ 265,464	\$ 251,327	\$ 302,906

	FY22 ACTUAL	FY23 ACTUAL	FY24 AMENDED BUDGET	FY24 YEAR-END PROJECTIONS	FY25 PROPOSED BUDGET
SALARIES & BENEFITS	\$ (304)	\$ 64,033	\$ 259,864	\$ 246,420	\$ 296,806
51010-SALARIES	\$ 225	\$ 42,945	\$ 196,301	\$ 177,265	\$ 229,329
51070-LIFE & DISABILITY	\$ 11	\$ 109	\$ 2,042	\$ 327	\$ 2,500
51080-RETIREMENT	\$ (260)	\$ 7,368	\$ 35,675	\$ 31,657	\$ 38,000
51090-MEDICARE TAX	\$ (34)	\$ 598	\$ 2,846	\$ 2,412	\$ 3,000
51110-GROUP HEALTH INSURANCE	\$ (247)	\$ 11,632	\$ 20,000	\$ 33,620	\$ 20,977
51130-INCENTIVE PAY	\$ -	\$ 1,454	\$ 3,000	\$ 1,140	\$ 3,000
51191-NON-CASH FRINGE BENEFIT	\$ -	\$ (72)	\$ -	\$ -	\$ -
OTHER CHARGES	\$ 270	\$ -	\$ -	\$ -	\$ -
54220-MEDICAL FEES	\$ 270	\$ -	\$ -	\$ -	\$ -
MATERIALS & SUPPLIES	\$ -	\$ -	\$ 2,500	\$ 1,850	\$ 2,500
52240-GASOLINE & OIL	\$ -	\$ -	\$ 1,000	\$ -	\$ 1,000
52660-OFFICE SUPPLIES	\$ -	\$ -	\$ 1,500	\$ 1,850	\$ 1,500
CONTRACTUAL SERVICES	\$ 8,479	\$ 5,074	\$ 3,100	\$ 3,057	\$ 3,600
53050-ADMINISTRATION	\$ -	\$ 4,634	\$ -	\$ 131	\$ -
53340-MAINTENANCE - EQUIP. & TIRES	\$ -	\$ -	\$ 1,500	\$ -	\$ 1,500
53360-MAINTENANCE - OFFICE EQUIP	\$ -	\$ 388	\$ 1,500	\$ 2,529	\$ 2,000
53540-MAINTENANCE - BUILDING	\$ 8,479	\$ -	\$ -	\$ -	\$ -
53860-WORKMEN'S COMPENSATION	\$ -	\$ 52	\$ 100	\$ 396	\$ 100
Grand Total	\$ 8,445	\$ 69,107	\$ 265,464	\$ 251,327	\$ 302,906

SPECIAL REVENUE FUNDS

HOTEL / MOTEL TAX FUND - 201	2023 Actual	2024 Revised Budget	FY24 YEAR END PROJECTIONS	FY25 PROPOSED BUDGET
REVENUE				
OTHER TAXES & ASSESSMENTS	\$ 1,113,526	\$ 900,000	\$ 775,771	\$ 900,000
OTHER REVENUES	\$ 41,684	\$ 20,000	\$ 36,008	\$ 20,000
TOTAL REVENUES	\$ 1,155,210	\$ 920,000	\$ 811,778	\$ 920,000
EXPENDITURES				
SALARIES & BENEFITS	\$ 215,623	\$ 173,442	\$ 192,492	\$ 174,663
CONTRACTUAL SERVICES	\$ 196,882	\$ 333,341	\$ 20,737	\$ 354,870
OTHER CHARGES	\$ 292,816	\$ 235,000	\$ 183,052	\$ 235,000
CAPITAL OUTLAY	\$ 39,992	\$ 19,500	\$ 19,087	\$ 15,000
TOTAL EXPENDITURES	\$ 745,314	\$ 761,283	\$ 415,367	\$ 779,533
EXCESS OF REVENUES OVER(UNDER) EXPENDITURES	\$ 409,896	\$ 158,717	\$ 396,412	\$ 140,467
FUND BALANCE-BEGINNING OF YEAR	\$ 1,286,931	\$ 1,696,827	\$ 1,855,544	\$ 2,251,956
FUND BALANCE-END OF YEAR	\$ 1,696,827	\$ 1,855,544	\$ 2,251,956	\$ 2,392,423

MUNICIPAL COURT BUILDING SECURITY FUND - 203	2023 Actual	2024 Revised Budget	FY24 YEAR END PROJECTIONS	FY25 PROPOSED BUDGET
REVENUE				
46003-MUNICIPAL CT BLDG SEC FUND	\$ 46,056	\$ 60,000	\$ 27,651	\$ 60,000
48205-NET CHANGE IN FV INVEST	\$ 9,141	\$ -	\$ 8,431	\$ -
48802-INTEREST INCOME	\$ 7,264	\$ 2,000	\$ 6,212	\$ 2,000
TOTAL REVENUES	\$ 62,461	\$ 62,000	\$ 42,294	\$ 62,000

EXPENDITURES				
51010-SALARIES	\$ 38,753	\$ 31,000	\$ -	\$ 31,000
52780-MISC. MATERIALS & SUPPL	\$ 2,198	\$ 10,000	\$ 10,085	\$ 10,000
53540-MAINTENANCE - BUILDING	\$ 1,511	\$ -	\$ 74,616	\$ -
53680-PROFESSIONAL FEES	\$ 923	\$ 20,000	\$ 9,360	\$ 20,000
54300-TRAINING & PERSONNEL	\$ 3,602	\$ 2,500	\$ 1,018	\$ 2,500
55010-LAND & BUILDING IMPROVEMENTS	\$ 2,732	\$ -	\$ -	\$ -
TOTAL EXPENDITURES	\$ 49,719	\$ 63,500	\$ 95,079	\$ 63,500

EXCESS OF REVENUES OVER(UNDER) EXPENDITURES	\$ 12,742	\$ (1,500)	\$ (52,784)	\$ (1,500)
--	------------------	-------------------	--------------------	-------------------

FUND BALANCE-BEGINNING OF YEAR	\$ 446,991	\$ 459,733	\$ 459,733	\$ 406,949
FUND BALANCE-END OF YEAR	\$ 459,733	\$ 458,233	\$ 406,949	\$ 405,449

MUNICIPAL COURT TECHNOLOGY FUND - 204	2023 Actual	2024 Revised Budget	FY24 YEAR END PROJECTIONS	FY25 PROPOSED BUDGET
REVENUE				
46002-MUNICIPAL CT TECH FINES	\$ 38,753	\$ 60,000	\$ 23,185	\$ 20,000
48205-NET CHANGE IN FV INVEST	\$ 2,198	\$ -	\$ 1,971	\$ -
48802-INTEREST INCOME	\$ 1,511	\$ 500	\$ 1,197	\$ 500
TOTAL REVENUES	\$ 42,462	\$ 60,500	\$ 26,353	\$ 20,500
EXPENDITURES				
51010-SALARIES	\$ 3,733	\$ -	\$ -	\$ -
52660-OFFICE SUPPLIES	\$ 2,860	\$ 15,000	\$ 6,240	\$ 5,500
53360-MAINTENANCE - OFFICE EQUIP	\$ -	\$ 52,297	\$ 54,565	\$ 10,000
53680-PROFESSIONAL FEES	\$ -	\$ -	\$ -	\$ -
53700-EQUIPMENT RENTAL	\$ 44,705	\$ 8,000	\$ 5,600	\$ 8,000
54300-TRAINING & PERSONNEL	\$ 1,667	\$ 8,250	\$ 2,936	\$ 2,200
TOTAL EXPENDITURES	\$ 52,966	\$ 83,547	\$ 69,342	\$ 25,700
EXCESS OF REVENUES OVER(UNDER) EXPENDITURES	\$ (10,504)	\$ (23,047)	\$ (42,989)	\$ (5,200)
FUND BALANCE-BEGINNING OF YEAR	\$ 58,885	\$ 48,381	\$ 48,381	\$ 5,392
FUND BALANCE-END OF YEAR	\$ 48,381	\$ 25,334	\$ 5,392	\$ 192

SPECIAL REVENUE FUNDS
 DRUG CONFISCATION FUND - 205

CITY OF TEXAS CITY, TEXAS
 FY2024-25 PROPOSED BUDGET

DRUG CONFISCATION FUND - 205	2023 Actual	2024 Revised Budget	FY24 YEAR END PROJECTIONS	FY25 PROPOSED BUDGET
REVENUE				
46100-DRUG CONFISCATION REVENUE	\$ 923	\$ 20,000	\$ -	\$ 20,000
48205-NET CHANGE IN FV INVEST	\$ 3,602	\$ -	\$ 3,255	\$ -
48802-INTEREST INCOME	\$ 2,732	\$ 500	\$ 2,612	\$ 500
49001-TRANSFER FROM GENERAL FUND	\$ -	\$ -	\$ -	\$ -
49003-TRANSFER FROM DRUG SEIZURE	\$ -	\$ -	\$ -	\$ -
TOTAL REVENUES	\$ 7,257	\$ 20,500	\$ 5,866	\$ 20,500
EXPENDITURES				
51030-OVERTIME PAY	\$ 4,334			
52620-CRIMINAL INVESTIGATIONS	\$ 2,004	\$ 12,000	\$ 4,985	\$ 12,000
52660-OFFICE SUPPLIES	\$ 1,130	\$ 150	\$ -	\$ 150
52780-MISC. MATERIALS & SUPPL	\$ 6,218	\$ 15,000	\$ 6,435	\$ 15,000
53680-PROFESSIONAL FEES	\$ 2,494	\$ -	\$ -	\$ -
53700-EQUIPMENT RENTAL	\$ 1,407	\$ 1,000	\$ -	\$ 1,000
54300-TRAINING & PERSONNEL	\$ -	\$ 1,000	\$ -	\$ 1,000
55150-MISCELLANEOUS EQUIPMENT	\$ 35,000	\$ -	\$ -	\$ -
TOTAL EXPENDITURES	\$ 52,587	\$ 29,150	\$ 11,420	\$ 29,150
EXCESS OF REVENUES OVER(UNDER) EXPENDITURES	\$ (45,330)	\$ (8,650)	\$ (5,553)	\$ (8,650)
FUND BALANCE-BEGINNING OF YEAR	\$ 161,796	\$ 116,466	\$ 116,466	\$ 110,913
FUND BALANCE-END OF YEAR	\$ 116,466	\$ 107,816	\$ 110,913	\$ 102,263

CAPITAL RECOVERY FUND - WATER ZONE 1 - 208	2023 Actual	2024 Revised Budget	FY24 YEAR END PROJECTIONS	FY25 PROPOSED BUDGET
REVENUE				
42801-CAPITAL RECOVERY FEE	\$ 4,334	\$ -	\$ 70,800	\$ -
48205-NET CHANGE IN FV INVEST	\$ 2,004	\$ -	\$ 1,784	\$ -
48802-INTEREST INCOME	\$ 1,130	\$ -	\$ 515	\$ -
TOTAL REVENUES	\$ 7,468	\$ -	\$ 73,099	\$ -
EXPENDITURES				
53684-ENGINEERING FEES	\$ -	\$ -	\$ -	\$ -
TOTAL EXPENDITURES	\$ -	\$ -	\$ -	\$ -
EXCESS OF REVENUES OVER(UNDER) EXPENDITURES	\$ 7,468	\$ -	\$ 73,099	\$ -
FUND BALANCE-BEGINNING OF YEAR	\$ 88,572	\$ 96,040	\$ 96,040	\$ 169,139
FUND BALANCE-END OF YEAR	\$ 96,040	\$ 96,040	\$ 169,139	\$ 169,139

CAPITAL RECOVERY FUND - SEWER ZONE 1 - 209	2023 Actual	2024 Revised Budget	FY24 YEAR END PROJECTIONS	FY25 PROPOSED BUDGET
REVENUE				
42801-CAPITAL RECOVERY FEE	\$ 6,218	\$ -	\$ 96,145	\$ -
48205-NET CHANGE IN FV INVEST	\$ 2,494	\$ -	\$ 2,220	\$ -
48802-INTEREST INCOME	\$ 1,407	\$ -	\$ 693	\$ -
TOTAL REVENUES	\$ 10,119	\$ -	\$ 99,059	\$ -
EXPENDITURES				
53684-ENGINEERING FEES	\$ -	\$ -	\$ -	\$ -
TOTAL EXPENDITURES	\$ -	\$ -	\$ -	\$ -
EXCESS OF REVENUES OVER(UNDER) EXPENDITURES	\$ 10,119	\$ -	\$ 99,059	\$ -
FUND BALANCE-BEGINNING OF YEAR	\$ 109,274	\$ 119,393	\$ 119,393	\$ 218,452
FUND BALANCE-END OF YEAR	\$ 119,393	\$ 119,393	\$ 218,452	\$ 218,452

COMMISSIONERS' COMMUNITY GRANT FUND - 220	2023 Actual	2024 Revised Budget	FY24 YEAR END PROJECTIONS	FY25 PROPOSED BUDGET
REVENUE				
49036-TRANSFER FROM DIKE FUND	\$ 35,000	\$ 35,000	\$ -	\$ -
TOTAL REVENUES	\$ 35,000	\$ 35,000	\$ -	\$ -
EXPENDITURES				
54901-GRANTS	\$ 19,000	\$ 35,000	\$ 18,200	\$ -
TOTAL EXPENDITURES	\$ 19,000	\$ 35,000	\$ 18,200	\$ -
EXCESS OF REVENUES OVER(UNDER) EXPENDITURES	\$ 16,000	\$ -	\$ (18,200)	\$ -
FUND BALANCE-BEGINNING OF YEAR	\$ -	\$ 16,000	\$ 16,000	\$ (2,200)
FUND BALANCE-END OF YEAR	\$ 16,000	\$ 16,000	\$ (2,200)	\$ (2,200)

CABLE PUBLIC EDU GOV'T CHANNEL FUND - 230	2023 Actual	2024 Revised Budget	FY24 YEAR END PROJECTIONS	FY25 PROPOSED BUDGET
REVENUE				
42204-COMCAST FRANCHISE FEE	\$ 94,340	\$ 100,000	\$ 43,153	\$ 100,000
48205-NET CHANGE IN FV INVEST	\$ 6,724	\$ -	\$ 5,986	\$ -
48802-INTEREST INCOME	\$ 3,794	\$ -	\$ 3,771	\$ -
49001-TRANSFER FROM GENERAL FUND	\$ -	\$ -	\$ -	\$ -
TOTAL REVENUES	\$ 104,858	\$ 100,000	\$ 52,910	\$ 100,000
EXPENDITURES				
52760-COMPUTER SUPPLIES	\$ -	\$ -	\$ -	\$ -
52780-MISC. MATERIALS & SUPPL	\$ 59,050	\$ 100,000	\$ 93,480	\$ 100,000
TOTAL EXPENDITURES	\$ 59,050	\$ 100,000	\$ 93,480	\$ 100,000
EXCESS OF REVENUES OVER(UNDER) EXPENDITURES	\$ 45,808	\$ -	\$ (40,569)	\$ -
FUND BALANCE-BEGINNING OF YEAR	\$ 317,387	\$ 363,195	\$ 363,195	\$ 322,626
FUND BALANCE-END OF YEAR	\$ 363,195	\$ 363,195	\$ 322,626	\$ 322,626

SOUTHEAST TEXAS HOUSING (SETH) GRANT FUND - 229	2023 Actual	2024 Revised Budget	FY24 YEAR END PROJECTIONS	FY25 PROPOSED BUDGET
REVENUE				
44009-GRANT REVENUE	\$ 60,000	\$ -	\$ -	\$ -
TOTAL REVENUES	\$ 60,000	\$ -	\$ -	\$ -
EXPENDITURES				
52300-MEDICAL SUPPLIES	\$ -	\$ -	\$ -	\$ -
52780-MISC. MATERIALS & SUPPL	\$ -	\$ -	\$ -	\$ -
53950-HOUSING & COMMERCIAL REHAB	\$ 25,000	\$ 25,000	\$ 17,712	\$ -
55150-MISCELLANEOUS EQUIPMENT	\$ 9,461	\$ -	\$ -	\$ -
TOTAL EXPENDITURES	\$ 34,461	\$ 25,000	\$ 17,712	\$ -
EXCESS OF REVENUES OVER(UNDER) EXPENDITURES	\$ 25,539	\$ (25,000)	\$ (17,712)	\$ -
FUND BALANCE-BEGINNING OF YEAR	\$ -	\$ 25,539	\$ 25,539	\$ 7,827
FUND BALANCE-END OF YEAR	\$ 25,539	\$ 539	\$ 7,827	\$ 7,827

MUNICIPAL COURT EFFICIENCY FUND - 235	2023 Actual	2024 Revised Budget	FY24 YEAR END PROJECTIONS	FY25 PROPOSED BUDGET
REVENUE				
46004-MUNICIPAL CT EFFICIENCY FEES	\$ 15,794	\$ 12,500	\$ 9,572	\$ 12,500
48205-NET CHANGE IN FV INVEST	\$ 3,733	\$ -	\$ 3,324	\$ -
48802-INTEREST INCOME	\$ 2,860	\$ 1,000	\$ 1,977	\$ 1,000
TOTAL REVENUES	\$ 22,387	\$ 13,500	\$ 14,872	\$ 13,500
EXPENDITURES				
52660-OFFICE SUPPLIES	\$ -	\$ -	\$ -	\$ -
53680-PROFESSIONAL FEES	\$ 211	\$ -	\$ -	\$ -
53760-TRAVEL	\$ 740	\$ 1,000	\$ -	\$ 1,000
53780-PUBLICATIONS & LEGAL	\$ -	\$ 225	\$ (30)	\$ 225
54300-TRAINING & PERSONNEL	\$ 3,339	\$ 4,000	\$ 1,623	\$ 4,000
55010-LAND & BUILDING IMPROVEMENTS	\$ -	\$ -	\$ 55,579	\$ -
55030-OFFICE EQUIPMENT	\$ -	\$ 5,000	\$ -	\$ 5,000
TOTAL EXPENDITURES	\$ 4,290	\$ 10,225	\$ 57,172	\$ 10,225
EXCESS OF REVENUES OVER(UNDER) EXPENDITURES	\$ 18,097	\$ 3,275	\$ (42,299)	\$ 3,275
FUND BALANCE-BEGINNING OF YEAR	\$ 164,574	\$ 182,671	\$ 182,671	\$ 140,372
FUND BALANCE-END OF YEAR	\$ 182,671	\$ 185,946	\$ 140,372	\$ 143,647

MUNICIPAL COURT TRUANCY FUND -239	2023 Actual	2024 Revised Budget	FY24 YEAR END PROJECTIONS	FY25 PROPOSED BUDGET
REVENUE				
46005-MUNICIPAL CT TRUANCY PREVENT	\$ 44,705	\$ 55,000	\$ 26,950	\$ 27,000
48205-NET CHANGE IN FV INVEST	\$ 1,667	\$ -	\$ 1,484	\$ -
48802-INTEREST INCOME	\$ 1,504	\$ 1,000	\$ 255	\$ 300
TOTAL REVENUES	\$ 47,877	\$ 56,000	\$ 28,690	\$ 27,300
EXPENDITURES				
53680-PROFESSIONAL FEES	\$ 4,780	\$ 1,500	\$ -	\$ 1,500
TOTAL EXPENDITURES	\$ 4,780	\$ 1,500	\$ -	\$ 1,500
EXCESS OF REVENUES OVER(UNDER) EXPENDITURES	\$ 43,097	\$ 54,500	\$ 28,690	\$ 25,800
FUND BALANCE-BEGINNING OF YEAR	\$ 123,087	\$ 166,184	\$ 166,184	\$ 194,874
FUND BALANCE-END OF YEAR	\$ 166,184	\$ 220,684	\$ 194,874	\$ 220,674

LEOSE GRANT FUND - 240	2023 Actual	2024 Revised Budget	FY24 YEAR END PROJECTIONS	FY25 PROPOSED BUDGET
REVENUE				
44009-GRANT REVENUES	\$ 4,780	\$ 12,189	\$ 12,189	\$ -
TOTAL REVENUES	\$ 4,780	\$ 12,189	\$ 12,189	\$ -
EXPENDITURES				
54300-TRAINING & PERSONNEL	\$ 5,000	\$ 12,189	\$ 6,500	\$ -
TOTAL EXPENDITURES	\$ 5,000	\$ 12,189	\$ 6,500	\$ -
EXCESS OF REVENUES OVER(UNDER) EXPENDITURES	\$ (220)	\$ -	\$ 5,689	\$ -
FUND BALANCE-BEGINNING OF YEAR	\$ 5,496	\$ 5,276	\$ 5,276	\$ 10,965
FUND BALANCE-END OF YEAR	\$ 5,276	\$ 5,276	\$ 10,965	\$ 10,965

MUNICIPAL COURT JUROR FUND -241	2023 Actual	2024 Revised Budget	FY24 YEAR END PROJECTIONS	FY25 PROPOSED BUDGET
REVENUE				
46005-MUNICIPAL CT TRUANCY PREVENT	\$ 894	\$ 2,000	\$ 539	\$ 500
48205-NET CHANGE IN FV INVEST	\$ 33	\$ -	\$ 30	\$ -
48802-INTEREST INCOME	\$ 30	\$ 50	\$ 77	\$ 50
TOTAL REVENUES	\$ 957	\$ 2,050	\$ 646	\$ 550
EXPENDITURES				
53680-PROFESSIONAL FEES	\$ 3	\$ 2,000	\$ -	\$ 550
TOTAL EXPENDITURES	\$ 3	\$ 2,000	\$ -	\$ 550
EXCESS OF REVENUES OVER(UNDER) EXPENDITURES	\$ 954	\$ 50	\$ 646	\$ -
FUND BALANCE-BEGINNING OF YEAR	\$ 2,458	\$ 3,412	\$ 3,412	\$ 4,058
FUND BALANCE-END OF YEAR	\$ 3,412	\$ 3,462	\$ 4,058	\$ 4,058

CDBG DISASTER RECOVERY MITIGATION FUND - 242	2023 Actual	2024 Revised Budget	FY24 YEAR END PROJECTIONS	FY25 PROPOSED BUDGET
REVENUE				
44009-GRANT REVENUE	\$ 568,189	\$ 13,886,916	\$ 435,381	\$ -
49001-TRANSFER FROM GENERAL FUND	\$ -	\$ -	\$ -	\$ -
TOTAL REVENUES	\$ 568,189	\$ 13,886,916	\$ 435,381	\$ -
EXPENDITURES				
53680-PROFESSIONAL FEES	\$ -	\$ 2,000	\$ -	\$ -
55350-RAINWATER PUMP IMPROVEMENTS	\$ 64,813	\$ 1,791,808	50,815.05	\$ -
55550-STREET & DRAINAGE IMPROV	\$ 503,375	\$ 9,527,558	452,560.34	\$ -
TOTAL EXPENDITURES	\$ 568,189	\$ 11,321,366	\$ 503,375	\$ -
EXCESS OF REVENUES OVER(UNDER) EXPENDITURES	\$ -	\$ 2,565,550	\$ (67,994)	\$ -
FUND BALANCE-BEGINNING OF YEAR	\$ 151,166	\$ 151,166	\$ 151,166	\$ 83,172
FUND BALANCE-END OF YEAR	\$ 151,166	\$ 2,716,716	\$ 83,172	\$ 83,172

CDBG DISASTER RECOVERY MITIGATION FUND - 242	2023 Actual	2024 Revised Budget	FY24 YEAR END PROJECTIONS	FY25 PROPOSED BUDGET
REVENUE				
44009-GRANT REVENUE	\$ 568,189	\$ 13,886,916	\$ 435,381	\$ -
49001-TRANSFER FROM GENERAL FUND	\$ 568,189	\$ 13,886,916	\$ 435,381	\$ -
TOTAL REVENUES	\$ 1,136,377	\$ 27,773,832	\$ 870,762	\$ -
EXPENDITURES				
53680-PROFESSIONAL FEES	\$ 64,813	\$ 1,791,808	\$ 45,904	\$ -
55350-RAINWATER PUMP IMPROVEMENTS	\$ 503,375	\$ 9,527,558	50,815.05	\$ -
55550-STREET & DRAINAGE IMPROV	\$ 568,189	\$ 11,321,366	452,560.34	\$ -
TOTAL EXPENDITURES	\$ 1,136,377	\$ 22,640,732	\$ 549,279	\$ -
EXCESS OF REVENUES OVER(UNDER) EXPENDITURES	\$ -	\$ 5,133,100	\$ 321,483	\$ -
FUND BALANCE-BEGINNING OF YEAR	\$ 151,166	\$ 151,166	\$ 151,166	\$ 472,649
FUND BALANCE-END OF YEAR	\$ 151,166	\$ 5,284,266	\$ 472,649	\$ 472,649

AMERICAN RESCUE PLAN ACT FUND - 243	2023 Actual	2024 Revised Budget	FY24 YEAR END PROJECTIONS	FY25 PROPOSED BUDGET
REVENUE				
44009-GRANT REVENUE	\$ 4,010,147	\$ 4,609,012	\$ -	\$ -
TOTAL REVENUES	\$4,010,147	\$ 4,609,012	\$ -	\$ -
EXPENDITURES				
53540-MAINTENANCE - BUILDING	\$ -	\$ 475,000	\$ 296,472	\$ -
53811-RENTAL ASSISTANCE EXPENSE	\$ 33,816	\$ 24,550	\$ 23,510	\$ -
53950-HOUSING & COMMERCIAL REHAB	\$ 285,221	\$ 617,524	\$ 144,045	\$ -
55150-MISCELLANEOUS EQUIPMENT	\$ -	\$ -	\$ -	\$ -
55360-WASTEWATER PLANT IMPROV	\$ 30,884	\$ 753,275	\$ 165,639	\$ -
55570-STORM SEWER IMPROVEMENT	\$ 3,660,226	\$ 2,738,663	\$ -	\$ -
TOTAL EXPENDITURES	\$4,010,147	\$ 4,609,012	\$ 629,666	\$ -
EXCESS OF REVENUES OVER(UNDER) EXPENDITURES	\$ (0)	\$ -	\$ (629,666)	\$ -
FUND BALANCE-BEGINNING OF YEAR	\$ -	\$ (0)	\$ (0)	\$ (629,666)
FUND BALANCE-END OF YEAR	\$ (0)	\$ (0)	\$ (629,666)	\$ (629,666)

CDBG MITIGATION GRANT FUND - 244	2023 Actual	2024 Revised Budget	FY24 YEAR END PROJECTIONS	FY25 PROPOSED BUDGET
REVENUE				
44009-GRANT REVENUES	\$ 1,408,309	\$ 16,812,172	\$ 1,856,107	\$ -
TOTAL REVENUES	\$ 1,408,309	\$ 16,812,172	\$ 1,856,107	\$ -
EXPENDITURES				
55350-RAINWATER PUMP IMPROVEMENTS	\$ 624,917	\$ 7,942,387	\$ 416,760	\$ -
55550-STREET & DRAINAGE IMPROV	\$ 783,392	\$ 8,869,786	\$ 2,600,780	\$ -
TOTAL EXPENDITURES	\$ 1,408,309	\$ 16,812,173	\$ 3,017,540	\$ -
EXCESS OF REVENUES OVER(UNDER) EXPENDITURES				
	\$ -	\$ (1)	\$ (1,161,433)	\$ -
FUND BALANCE-BEGINNING OF YEAR	\$ -	\$ -	\$ (1)	\$ (1,161,434)
FUND BALANCE-END OF YEAR	\$ -	\$ (1)	\$ (1,161,434)	\$ (1,161,434)

CDBG MIT-MOD GRANT FUND - 245	2023 Actual	2024 Revised Budget	2024 ACTUALS	FY25 PROPOSED BUDGET
REVENUE				
44009-GRANT REVENUES	\$ -	\$ 8,012,700	\$ 265,945	\$ -
TOTAL REVENUES	\$ -	\$ 8,012,700	\$ 265,945	\$ -
EXPENDITURES				
55010-LAND & BUILDING IMPROVEMENTS	\$ -	\$ 4,228,346	\$ -	\$ -
55550-STREET & DRAINAGE IMPROV	\$ -	\$ 3,784,354	\$ 685,127	\$ -
TOTAL EXPENDITURES	\$ -	\$ 8,012,700	\$ 685,127	\$ -
EXCESS OF REVENUES OVER(UNDER) EXPENDITURES	\$ -	\$ -	\$ (419,182)	\$ -
FUND BALANCE-BEGINNING OF YEAR	\$ -	\$ -	\$ -	\$ (419,182)
FUND BALANCE-END OF YEAR	\$ -	\$ -	\$ (419,182)	\$ (419,182)

STEP-OP GRANT FUND - 253	2023 Actual	2024 Revised Budget	FY24 YEAR END PROJECTIONS	FY25 PROPOSED BUDGET
REVENUE				
44009-GRANT REVENUES	\$ 15,049	\$ 16,943	\$ 8,817	\$ -
TOTAL REVENUES	\$ 15,049	\$ 16,943	\$ 8,817	\$ -
EXPENDITURES				
51030-OVERTIME PAY	\$ 36,043	\$ 16,943	\$ 26,000	\$ -
TOTAL EXPENDITURES	\$ 36,043	\$ 16,943	\$ 26,000	\$ -
EXCESS OF REVENUES OVER(UNDER) EXPENDITURES	\$ (20,994)	\$ -	\$ (17,183)	\$ -
FUND BALANCE-BEGINNING OF YEAR	\$ 7,833	\$ (13,161)	\$ (13,161)	\$ (30,344)
FUND BALANCE-END OF YEAR	\$ (13,161)	\$ (13,161)	\$ (30,344)	\$ (30,344)

CAPITAL RECOVERY FUND - WATER ZONE 2 - 255	2023 Actual	2024 Revised Budget	FY24 YEAR END PROJECTIONS	FY25 PROPOSED BUDGET
REVENUE				
42801-CAPITAL RECOVERY FEE	\$ 1,185,834	\$ 2,300,000	\$ 2,139,023	\$ 2,200,000
48205-NET CHANGE IN FV INVEST	\$ 145,436	\$ -	\$ 129,469	\$ -
48802-INTEREST INCOME	\$ 82,047	\$ -	\$ 4	\$ -
TOTAL REVENUES	\$ 1,413,317	\$ 2,300,000	\$ 2,268,497	\$ 2,200,000
EXPENDITURES				
55560 -WATER TANK IMPROVEMENTS	\$ -	\$ 1,928,251	\$ 556,105	\$ 1,100,000
55690 -WATER LINE IMPROVEMENTS	\$ -	\$ 5,197,539	\$ 437,855	\$ 1,100,000
TOTAL EXPENDITURES	\$ -	\$ 7,125,790	\$ 993,960	\$ 2,200,000
EXCESS OF REVENUES OVER(UNDER) EXPENDITURES	\$ 1,413,317	\$ (4,825,790)	\$ 1,274,537	\$ -
FUND BALANCE-BEGINNING OF YEAR	\$ 6,952,293	\$ 8,365,610	\$ 8,365,610	\$ 9,640,147
FUND BALANCE-END OF YEAR	\$ 8,365,610	\$ 3,539,820	\$ 9,640,147	\$ 9,640,147

CAPITAL RECOVERY FUND - SEWER ZONE 2 - 256	2023 Actual	2024 Revised Budget	FY24 YEAR END PROJECTIONS	FY25 PROPOSED BUDGET
REVENUE				
42801 -CAPITAL RECOVERY FEE	\$ 1,620,351	\$ 2,500,000	\$ 2,924,147	\$ 2,500,000
48205 -NET CHANGE IN FV INVEST	\$ 164,996	\$ -	\$ 146,883	\$ -
48353 -CONTRIB FROM LAGO MAR DEVELOP	\$ -	\$ 1,225,108	\$ -	\$ -
48802 -INTEREST INCOME	\$ 93,083	\$ -	\$ 59,250	
TOTAL REVENUES	\$ 1,878,430	\$ 3,725,108	\$ 3,130,280	\$ 2,500,000
EXPENDITURES				
55680 -SEWER LINE IMPROVEMENTS	\$ -	\$ 10,050,218	\$ 1,277,469	\$ 5,641,887
55681 -LAGO MAR EAST CONSTRUCTION FUN	\$ -	\$ 1,225,108	\$ 201,475	\$ 1,023,632
55685 -SEWER LIFT STATION IMPR	\$ 512	\$ 860,517	\$ 839	\$ -
TOTAL EXPENDITURES	\$ 512	\$ 12,135,843	\$ 1,479,784	\$ 6,665,519
EXCESS OF REVENUES OVER(UNDER) EXPENDITURES	\$ 1,877,918	\$ (8,410,735)	\$ 1,650,496	\$ (4,165,519)
FUND BALANCE-BEGINNING OF YEAR	\$ 8,436,957	\$ 10,314,875	\$ 10,314,875	\$ 11,965,371
FUND BALANCE-END OF YEAR	\$ 10,314,875	\$ 1,904,140	\$ 11,965,371	\$ 7,799,852

REVENUES & EXPENDITURES BY ACCOUNT

REVENUES & EXPENDITURES	2023 Actual	2024 Revised Budget	FY24 YEAR END PROJECTIONS	FY25 PROPOSED BUDGET
OTHER REVENUES				
48105-DIKE INCOME	\$ 1,147,664	\$ 1,300,000	\$ 485,044	\$ 1,300,000
48117-RENT INCOME-TX CITY DIKE	\$ 9,000	\$ 3,500	\$ -	\$ 3,500
48205-NET CHANGE IN FV INVEST	\$ 129,842	\$ -	\$ 115,588	\$ -
48350-CONTRIBUTIONS	\$ -	\$ -	\$ -	\$ -
48801-MISCELLANEOUS INCOME	\$ -	\$ -	\$ -	\$ -
48802-INTEREST INCOME	\$ 73,250	\$ -	\$ 67,624	\$ -
48815-CREDIT CARD PROCESSING	\$ -	\$ -	\$ -	\$ -
48850-INSURANCE/SETTLEMENT PROCEEDS	\$ -	\$ -	\$ -	\$ -
OTHER REVENUES Total	\$ 1,359,757	\$ 1,303,500	\$ 668,256	\$ 1,303,500
INTERGOVERNMENTAL REVENUES				
44009-GRANT REVENUE	\$ -	\$ 439,839	\$ -	\$ -
44010-GALVESTON COUNTY PROJEC	\$ -	\$ -	\$ -	\$ -
INTERGOVERNMENTAL REVENUES Total	\$ -	\$ 439,839	\$ -	\$ -
REVENUE Total	\$ 1,359,757	\$ 1,743,339	\$ 668,256	\$ 1,303,500
EXPENDITURES				
SALARIES & BENEFITS				
51010-SALARIES	\$ 10,141	\$ 30,000	\$ 14,665	\$ 30,000
51030-OVERTIME PAY	\$ 135,810	\$ 145,000	\$ 98,336	\$ 145,000
51040-LONGEVITY	\$ -	\$ -	\$ -	\$ -
51070-LIFE & DISABILITY	\$ 70	\$ 200	\$ 76	\$ 200
51080-RETIREMENT	\$ 4,647	\$ 3,500	\$ 5,091	\$ 3,500
51090-MEDICARE TAX	\$ 535	\$ 500	\$ 617	\$ 500
SALARIES & BENEFITS Total	\$ 151,203	\$ 179,200	\$ 118,785	\$ 179,200
OTHER USES				
59101-TRANSFER TO FUND 220	\$ 35,000	\$ 35,000	\$ -	\$ -
OTHER USES Total	\$ 35,000	\$ 35,000	\$ -	\$ -

REVENUES & EXPENDITURES BY ACCOUNT (CONT'D)

REVENUES & EXPENDITURES	2023 Actual	2024 Revised Budget	FY24 YEAR END PROJECTIONS	FY25 PROPOSED BUDGET
CONTRACTUAL SERVICES				
53340-MAINTENANCE - EQUIP. & TIRES	\$ 110	\$ 18,000	\$ -	\$ 18,000
53530-MAINTENANCE - PARKS & S	\$ 110,525	\$ 309,700	\$ 230,171	\$ 252,000
53570-ADVERTISING/MARKETING	\$ 17,100	\$ 40,000	\$ 7,150	\$ 10,000
53600-POSTAGE	\$ -	\$ -	\$ -	\$ -
53686-TEMPORARY PERSONNEL FEE	\$ 185,782	\$ 300,000	\$ 120,860	\$ 150,000
CONTRACTUAL SERVICES Total	\$ 313,518	\$ 667,700	\$ 358,181	\$ 430,000
MATERIALS & SUPPLIES				
52780-MISC. MATERIALS & SUPPL	\$ 78,294	\$ 300,000	\$ 82,996	\$ 150,000
MATERIALS & SUPPLIES Total	\$ 78,294	\$ 300,000	\$ 82,996	\$ 150,000
OTHER CHARGES				
54176-SPECIAL EVENT EXPENSES	\$ 17,478	\$ 100,000	\$ 12,000	\$ 20,000
54177-SPECIAL PROJECT EXPENSES	\$ -	\$ -	\$ -	\$ -
OTHER CHARGES Total	\$ 17,478	\$ 100,000	\$ 12,000	\$ 20,000
CAPITAL OUTLAY				
55010-LAND & BUILDING IMPROVEMENTS	\$ -	\$ -	\$ -	\$ -
55020-OPERATING EQUIP. & VEHICLES	\$ -	\$ -	\$ -	\$ -
55150-MISCELLANEOUS EQUIPMENT	\$ -	\$ -	\$ -	\$ -
55250-STREET IMPROVEMENTS	\$ -	\$ -	\$ -	\$ -
55650-PARK IMPROVEMENTS	\$ 76,841	\$ 1,003,280	\$ 422,209	\$ -
CAPITAL OUTLAY Total	\$ 76,841	\$ 1,003,280	\$ 422,209	\$ -
TOTAL EXPENDITURES	\$ 672,335	\$ 2,285,180	\$ 994,172	\$ 779,200
EXCESS OF REVENUES OVER(UNDER) EXPENDITURES				
	\$ 687,422	\$ (541,841)	\$ (325,916)	\$ 524,300
FUND BALANCE-BEGINNING OF YEAR	\$ 6,337,514	\$ 7,024,936	\$ 7,024,936	\$ 6,699,020
FUND BALANCE-END OF YEAR	\$ 7,024,936	\$ 6,483,095	\$ 6,699,020	\$ 7,223,320

EXPENDITURES BY DEPARTMENT

REVENUES & EXPENDITURES	2023 Actual	2024 Revised Budget	FY24 YEAR END PROJECTIONS	FY25 PROPOSED BUDGET
REVENUE Total	\$ 1,359,757	\$ 1,743,339	\$ 668,256	\$ 1,303,500
EXPENDITURES BY DEPARTMENT				
POLICE				
SALARIES & BENEFITS	\$ 108,269	\$ 115,000	\$ 69,829	\$ 115,000
POLICE Total	\$ 108,269	\$ 115,000	\$ 69,829	\$ 115,000
TC DIKE REC & TOUR				
CONTRACTUAL SERVICES	\$ 118,944	\$ 267,700	\$ 180,000	\$ 180,000
OTHER CHARGES	\$ 17,478	\$ 100,000	\$ 12,000	\$ 20,000
CAPITAL OUTLAY	\$ 72,041	\$ -	\$ -	\$ -
TC DIKE REC & TOUR Total	\$ 208,464	\$ 367,700	\$ 192,000	\$ 200,000
PW - STREET & BRIDGE				
CONTRACTUAL SERVICES	\$ 8,791	\$ 100,000	\$ 57,322	\$ 100,000
CAPITAL OUTLAY	\$ 4,800	\$ 1,003,280	\$ 422,209	\$ -
PW - STREET & BRIDGE Total	\$ 13,591	\$ 1,103,280	\$ 479,530	\$ 100,000
ADMINISTRATION				
CONTRACTUAL SERVICES	\$ -	\$ -	\$ -	\$ -
ADMINISTRATION Total	\$ -	\$ -	\$ -	\$ -
PW - SANITATION				
SALARIES & BENEFITS	\$ 42,934	\$ 64,200	\$ 48,956	\$ 64,200
CONTRACTUAL SERVICES	\$ 185,782	\$ 300,000	\$ 120,860	\$ 150,000
MATERIALS & SUPPLIES	\$ 78,294	\$ 300,000	\$ 82,996	\$ 150,000
CAPITAL OUTLAY	\$ -	\$ -	\$ -	\$ -
PW - SANITATION Total	\$ 307,011	\$ 664,200	\$ 252,813	\$ 364,200
PLANNING				
CAPITAL OUTLAY	\$ -	\$ -	\$ -	\$ -
PLANNING Total	\$ -	\$ -	\$ -	\$ -
TEXAS CITY WIDE				
OTHER USES	\$ 35,000	\$ 35,000	\$ -	\$ -
OTHER CHARGES	\$ -	\$ -	\$ -	\$ -
TEXAS CITY WIDE Total	\$ 35,000	\$ 35,000	\$ -	\$ -
TOTAL EXPENDITURES	\$ 672,335	\$ 2,285,180	\$ 994,173	\$ 779,200
EXCESS OF REVENUES OVER(UNDER) EXPENDITURES	\$ 687,422	\$ (541,841)	\$ (325,916)	\$ 524,300
FUND BALANCE-BEGINNING OF YEAR	\$ 6,337,514	\$ 7,024,936	\$ 7,024,936	\$ 6,699,020
FUND BALANCE-END OF YEAR	\$ 7,024,936	\$ 6,483,095	\$ 6,699,020	\$ 7,223,320

CDBG - COMMUNITY DEVELOPMENT FUND - 211	2023 Actual	2024 AMENDED BUDGET	FY24 YEAR END PROJECTIONS	FY25 PROPOSED BUDGET
INTERGOVERNMENTAL REVENUES				
44001-COMMUNITY DEVELOPMENT G	\$ -	\$ 374,271	\$ 135,166	\$ 374,271
INTERGOVERNMENTAL REVENUES Total	\$ -	\$ 374,271	\$ 135,166	\$ 374,271
REVENUE Total	\$ -	\$ 374,271	\$ 135,166	\$ 374,271
EXPENDITURES				
CONTRACTUAL SERVICES				
53050-ADMINISTRATION	\$ -	\$ -	\$ -	\$ -
53110-DEMOLITION	\$ -	\$ 22,500	\$ -	\$ 22,500
53520-NEIGHBORHOOD CLEAN-UP	\$ -	\$ 35,894	\$ 4,130	\$ 35,894
53680-PROFESSIONAL FEES	\$ -	\$ 40,877	\$ 47,317	\$ 40,877
53810-FIRST TIME HOMEBUYERS	\$ -	\$ 30,000	\$ -	\$ 30,000
53812-YOUTH SERVICE	\$ -	\$ 20,000	\$ -	\$ 20,000
53950-HOUSING & COMMERCIAL REHAB	\$ -	\$ 65,000	\$ 83,719	\$ 65,000
53970-CODE ENFORCEMENT	\$ -	\$ -	\$ -	\$ -
CONTRACTUAL SERVICES Total	\$ -	\$ 214,271	\$ 135,166	\$ 214,271
CAPITAL OUTLAY				
55010-LAND & BUILDING IMPROVEMENTS	\$ -	\$ 160,000	\$ -	\$ 160,000
CAPITAL OUTLAY Total	\$ -	\$ 160,000	\$ -	\$ 160,000
TOTAL EXPENDITURES	\$ -	\$ 374,271	\$ 135,166	\$ 374,271
EXCESS OF REVENUES OVER(UNDER) EXPENDITURES	\$ -	\$ -	\$ 0	\$ -
FUND BALANCE-BEGINNING OF YEAR	\$ -	\$ -	\$ -	\$ 0
FUND BALANCE-END OF YEAR	\$ -	\$ -	\$ 0	\$ 0

CDBG - COMMUNITY DEVELOPMENT FUND - 212	2023 Actual	2024 BUDGET	FY25 PROPOSED BUDGET
INTERGOVERNMENTAL REVENUES			
44001-COMMUNITY DEVELOPMENT G	\$ -	\$ -	\$ 406,014
INTERGOVERNMENTAL REVENUES Total	\$ -	\$ -	\$ 406,014
REVENUE Total	\$ -	\$ -	\$ 406,014
EXPENDITURES			
CONTRACTUAL SERVICES			
53050-ADMINISTRATION	\$ -		\$ 10,000
53110-DEMOLITION	\$ -		\$ 4,500
53520-NEIGHBORHOOD CLEAN-UP	\$ -		\$ 5,000
53680-PROFESSIONAL FEES	\$ -		\$ 88,500
53950-HOUSING REHABILITATION	\$ -		\$ 250,000
53920-HISTORICAL PRESERVATION	\$ -		\$ 16,000
54801-GRANTS	\$ -	\$ -	\$ 10,000
CONTRACTUAL SERVICES Total	\$ -	\$ -	\$ 384,000
CAPITAL OUTLAY			
55010-LAND & BUILDING IMPROVEMENTS	\$ -	\$ -	\$ 22,014
CAPITAL OUTLAY Total	\$ -	\$ -	\$ 22,014
TOTAL EXPENDITURES	\$ -	\$ -	\$ 406,014
EXCESS OF REVENUES OVER(UNDER) EXPENDITURES	\$ -	\$ -	\$ -
FUND BALANCE-BEGINNING OF YEAR	\$ -	\$ -	\$ -
FUND BALANCE-END OF YEAR	\$ -	\$ -	\$ -

INTEREST & SINKING FUND

INTEREST & SINKING FUND
DEBT SERVICE FUND - 301

CITY OF TEXAS CITY, TEXAS
FY2024-25 PROPOSED BUDGET

SPECIAL REVENUE FUNDS
COMMUNITY DEVELOPMENT FUND – 212

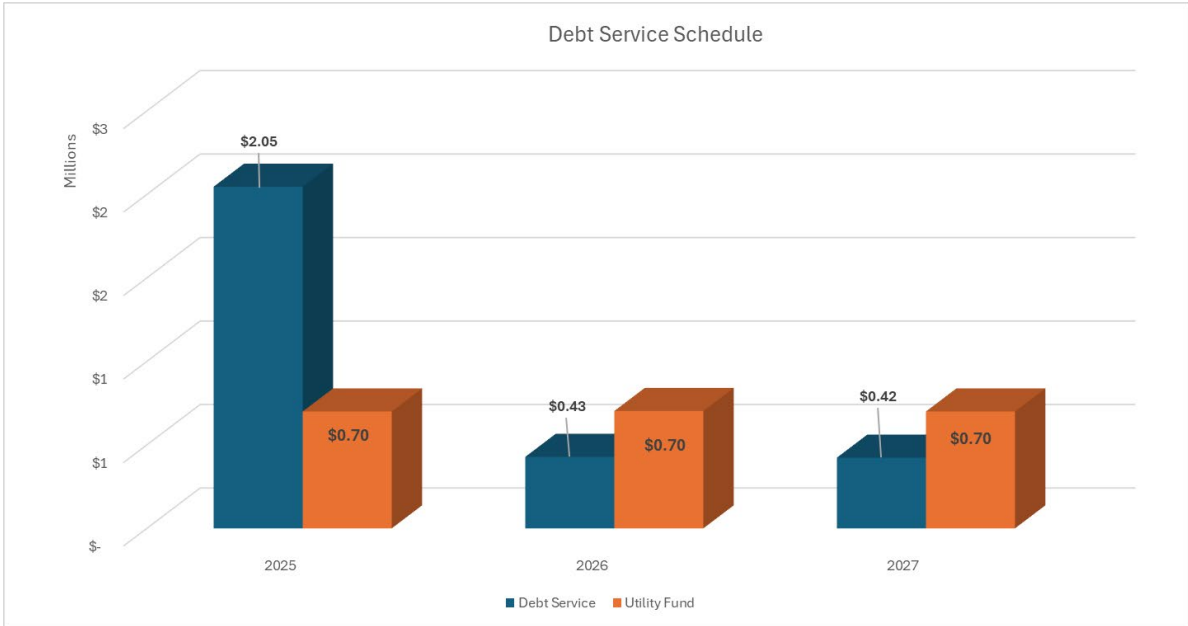
CITY OF TEXAS CITY, TEXAS
FY2024-25 PROPOSED BUDGET

CDBG - COMMUNITY DEVELOPMENT FUND - 212	2023 Actual	2024 BUDGET	FY25 PROPOSED BUDGET
INTERGOVERNMENTAL REVENUES			
44001-COMMUNITY DEVELOPMENT G	\$ -	\$ -	\$ 406,014
INTERGOVERNMENTAL REVENUES Total	\$ -	\$ -	\$ 406,014
REVENUE Total	\$ -	\$ -	\$ 406,014
EXPENDITURES			
CONTRACTUAL SERVICES			
53050-ADMINISTRATION	\$ -		\$ 10,000
53110-DEMOLITION	\$ -		\$ 4,500
53520-NEIGHBORHOOD CLEAN-UP	\$ -		\$ 5,000
53680-PROFESSIONAL FEES	\$ -		\$ 88,500
53950-HOUSING REHABILITATION	\$ -		\$ 250,000
53920-HISTORICAL PRESERVATION	\$ -		\$ 16,000
54801-GRANTS	\$ -	\$ -	\$ 10,000
CONTRACTUAL SERVICES Total	\$ -	\$ -	\$ 384,000
CAPITAL OUTLAY			
55010-LAND & BUILDING IMPROVEMENTS	\$ -	\$ -	\$ 22,014
CAPITAL OUTLAY Total	\$ -	\$ -	\$ 22,014
TOTAL EXPENDITURES	\$ -	\$ -	\$ 406,014
EXCESS OF REVENUES OVER(UNDER) EXPENDITURES	\$ -	\$ -	\$ -
FUND BALANCE-BEGINNING OF YEAR	\$ -	\$ -	\$ -
FUND BALANCE-END OF YEAR	\$ -	\$ -	\$ -

INTEREST & SINKING FUND
DEBT SERVICE FUND - 301

CITY OF TEXAS CITY, TEXAS
FY2024-25 PROPOSED BUDGET

DEBT SERVICE FUND - 301	2023 Actual	2024 Revised Budget	FY24 YEAR END PROJECTIONS	FY25 PROPOSED BUDGET
REVENUE				
GENERAL PROPERTY TAXES				
41001-CURRENT TAXES	\$ 3,461,411	\$ 6,907,896	\$ 7,658,559	\$ 2,960,707
41002-DELINQUENT TAXES	\$ 55,039	\$ 80,000	\$ 50,458	\$ 80,000
41003-PENALTY & INTEREST	\$ 34,886	\$ 25,000	\$ 35,305	\$ 25,000
GENERAL PROPERTY TAXES Total	\$ 3,551,336	\$ 7,012,896	\$ 7,744,321	\$ 3,065,707
OTHER REVENUES				
48205-NET CHANGE IN FV INVEST	\$ 54,021	\$ -	\$ 53,856	\$ -
48802-INTEREST INCOME	\$ 43,448	\$ 7,500	\$ 45,929	\$ 7,500
OTHER REVENUES Total	\$ 97,469	\$ 7,500	\$ 99,785	\$ 7,500
REVENUE Total	\$ 3,648,805	\$ 7,020,396	\$ 7,844,106	\$ 3,073,207
EXPENDITURES				
CONTRACTUAL SERVICES				
53680-PROFESSIONAL FEES	\$ 3,402	\$ -	\$ -	\$ -
CONTRACTUAL SERVICES Total	\$ 3,402	\$ -	\$ -	\$ -
DEBT SERVICE				
56128-PRINCIPAL-2012 REFUNDING	\$ 860,000	\$ 890,000	\$ 890,000	\$ 890,000
56129-PRINCIPAL-2013 CO'S	\$ 525,000	\$ 6,120,000	\$ 6,120,000	\$ -
56130-PRINCIPAL-2015 CO'S	\$ 1,005,000	\$ 1,030,000	\$ 1,030,000	\$ 1,030,000
56132-PRINCIPAL-2020 REFUNDING	\$ 315,000	\$ 330,000	\$ 429,000	\$ -
56228-INTEREST-2012 REFUNDING	\$ 55,650	\$ 29,400	\$ 21,375	\$ 29,400
56229-INTEREST-2013 CO'S	\$ 171,611	\$ 82,314	\$ 82,314	\$ 82,314
56230-INTEREST-2015 CO'S	\$ 72,750	\$ 47,250	\$ 31,350	\$ 47,250
56232-INTEREST-2020 REFUNDING	\$ 108,700	\$ 95,800	\$ 51,200	\$ -
56301-FISCAL AGENT FEES	\$ 2,000	\$ 2,000	\$ -	\$ 2,000
DEBT SERVICE Total	\$ 3,115,711	\$ 8,626,764	\$ 8,655,239	\$ 2,080,964
OTHER USES				
59001-TRANSFER TO GENERAL FUN	\$ -	\$ 493,632	\$ -	\$ 493,632
OTHER USES Total	\$ -	\$ 493,632	\$ -	\$ 493,632
TOTAL EXPENDITURES	\$ 3,119,113	\$ 9,120,396	\$ 8,655,239	\$ 2,574,596
EXCESS OF REVENUES OVER(UNDER) EXPENDI	\$ 529,692	\$ (2,100,000)	\$ (811,133)	\$ 498,611
FUND BALANCE-BEGINNING OF YEAR	\$ 2,653,839	\$ 3,183,531	\$ 3,183,531	\$ 2,372,397
FUND BALANCE-END OF YEAR	\$ 3,183,531	\$ 1,083,531	\$ 2,372,397	\$ 2,871,008



Type	Coupon	Source Funds	Series	Pmt Dt	Principal	Interest	Total Pmt	Year
GO Refunding	3.000%	Debt Service	S 2012	2/15/2025	535,000.00	8,025.00	543,025.00	FY25
Cert of Obl	3.000%	Debt Service	S 2015	2/15/2025	1,060,000.00	15,900.00	1,075,900.00	FY25
Cert of Obl	5.000%	Utility Fund	S 2018	2/15/2025	425,000.00	142,731.25	567,731.25	FY25
GO Refunding	4.000%	Debt Service	S 2020	2/15/2025	345,000.00	44,600.00	389,600.00	FY25
Cert of Obl	5.000%	Utility Fund	S 2018	8/15/2025	-	132,106.25	132,106.25	FY25
GO Refunding	4.000%	Debt Service	S 2020	8/15/2025	-	37,700.00	37,700.00	FY25

CAPITAL FUNDS

CONSTRUCTION FUND -401	2023 Actual	2024 Revised Budget	FY24 YEAR END PROJECTIONS	FY25 PROPOSED BUDGET
REVENUE				
42850-PAVING ASSESSMENTS	\$ -	\$ -	\$ -	\$ -
48205-NET CHANGE IN FV INVEST	\$ 184,302	\$ 85,407	\$ 112,192	\$ 85,407
48802-INTEREST INCOME	\$ 95,506	\$ 50,000	\$ 184	\$ 200
49008-TRANSFER FROM CONSTRUCT	\$ -	\$ -	\$ -	\$ -
49020-TRANSFER FROM E.D.C.	\$ -	\$ -	\$ -	\$ -
REVENUE Total	\$ 279,808	\$ 135,407	\$ 112,377	\$ 85,607
TRANFERS				
49001-TRANSFER FROM GENERAL FUND	\$ 3,846,244	\$ -	\$ -	\$ -
TRANFERS Total	\$ 3,846,244	\$ 3,846,244	\$ -	\$ -
TOTAL REVENUES	\$ 4,126,052	\$ 3,981,651	\$ 112,377	\$ 85,607
EXPENDITURES				
55010-LAND & BUILDING IMPROVEMENTS	\$ 10,040,441	\$ -	\$ 1,033,320	\$ -
55050-PHYSICAL PLANT IMPROVEMENTS	\$ -	\$ -	\$ -	\$ -
55250-STREET IMPROVEMENTS	\$ 327,668	\$ -	\$ -	\$ -
59008-TRANSFER TO CONSTRUCTIO	\$ -	\$ -	\$ -	\$ -
TOTAL EXPENDITURES	\$ 10,368,109	\$ -	\$ 1,033,320	\$ -
EXCESS OF REVENUES OVER(UNDER) EXPENI	\$ (6,242,057)	\$ 3,981,651	\$ (920,944)	\$ 85,607
FUND BALANCE-BEGINNING OF YEAR	\$ 7,103,879	\$ 861,822	\$ 861,822	\$ (59,122)
FUND BALANCE-END OF YEAR	\$ 861,822	\$ 4,843,473	\$ (59,122)	\$ 26,485

ENTERPRISE FUND

FUND: WATER & SEWER REVENUE			
DEPARTMENT: WATER, WATER DISTRIBUTION, SEWER, WASTEWATER TREATMENT & LIFT STATIONS			
SERVICE STATEMENT			
<p>The Enterprise Funds account for the financing of services to the general public in which all or most of the costs involved are paid in the form of charges by the users of such services. The City of Texas City's enterprise funds are used to account for the operation of the public utility system. The public utility system operates under the Public Works Department and finances the City owned water and sewer systems. The public utility system is accounted for with one funds: Utility Revenue Fund. The mission of the Utilities Department is to provide adequate water and sewer services and to preserve the public health and protection of property. The Utilities Department is committed to manage the utilities in a prudent and just manner. To achieve this goal, quality performance in carrying out its responsibilities must not be overlooked.</p>			
PERSONNEL SUMMARY	ACTUAL FY 2022-23	ACTUAL FY 2023-24	BUDGET FY 2024-25
Director of Utilities	1	1	1
Utilities Secretary	1	1	1
Utility Customer Service Supervisor	1	1	1
Senior Utility Billing Clerk	1	1	1
Utility Billing Clerk I	1	1	1
Utility Cust. Serv. Repr.	1	1	1
Meter Reader	1	1	1
Part-time meter readers	3	0	0
Draftsperson	1	1	1
Water-Customer Service-Utility Worker	1	1	1
Water Distribution Operations Superintendent	1	1	1
Water Distr. Oper.-Operator	5	5	5
Water Distr. Oper.-System Specialist	1	1	1
Water Distribution Maintenance-Supervisor	1	1	1
Water Distr. Maint.-Senior Utility Worker	1	1	1
Water Distr. Maint.-Utility Worker	8	8	10
Water Distr. Technician II	1	1	1
Wastewater Collection Maintenance Supervisor	1	1	1
WW Collection Senior Utility Worker	4	4	4
WW Collection Utility Worker	6	6	6
WW Combination Unit Operator	1	1	1
Wastewater Treatment Plant Superintendent	1	1	1
WWTP Chief Operator	1	1	1
WWTP Operator	7	7	7
WWTP Senior Maintenance Technician	1	1	1
WWTP Maintenance Technician	2	2	4
TOTAL	54	51	55

UTILITY FUND (WATER/SEWER)- 501	FY23 ACTUAL	FY24 AMENDED BUDGET	FY24 YEAR END PROJECTIONS	FY25 PROPOSED BUDGET
REVENUE				
CHARGES FOR SERVICES	\$ 24,290,725	\$ 22,757,000	\$ 17,821,050	\$ 23,574,285
OTHER REVENUES	\$ 130,799	\$ 14,000	\$ 165,112	\$ 14,000
REVENUE Total	\$ 24,421,524	\$ 22,771,000	\$ 17,986,161	\$ 23,588,285
EXPENSES				
SALARIES & BENEFITS	\$ 4,210,381	\$ 4,954,892	\$ 4,440,948	\$ 4,987,126
CONTRACTUAL SERVICES	\$ 3,788,667	\$ 4,476,943	\$ 3,803,019	\$ 4,266,343
MATERIALS & SUPPLIES	\$ 5,367,810	\$ 6,669,065	\$ 6,714,870	\$ 8,079,050
OTHER CHARGES	\$ 4,600,351	\$ 4,705,000	\$ 7,547	\$ 64,000
CAPITAL OUTLAY	\$ 0	\$ 10,995,480	\$ 12,044,176	\$ 5,203,000
DEBT SERVICE	\$ 306,995	\$ 296,338	\$ 728,333	\$ 699,838
TOTAL EXPENSES	\$ 18,274,203	\$ 32,097,718	\$ 27,738,893	\$ 23,299,357
	\$ 6,147,321	\$ (9,326,718)	\$ (9,752,732)	\$ 288,928
RETAINED EARNINGS-BEGINNING OF YEAR	\$ 48,991,543	\$ 55,138,864	\$ 55,138,864	\$ 48,183,233
RETAINED EARINGS-END OF YEAR	\$ 55,138,864	\$ 48,847,876	\$ 48,183,233	\$ 48,472,161

UTILITY FUND - 501	FY23 ACTUAL	FY24 AMENDED BUDGET	FY24 YEAR END PROJECTIONS	FY25 PROPOSED BUDGET
REVENUE				
CHARGES FOR SERVICES	\$ 24,290,725	\$ 22,757,000	\$ 17,821,050	\$ 23,574,285
OTHER REVENUES	\$ 130,799	\$ 14,000	\$ 165,112	\$ 14,000
REVENUE Total	\$ 24,421,524	\$ 22,771,000	\$ 17,986,161	\$ 23,588,285
EXPENSES				
UTILITY_WATER				
SALARIES & BENEFITS	\$ 939,640	\$ 1,005,194	\$ 776,405	\$ 1,011,055
CONTRACTUAL SERVICES	\$ 841,615	\$ 867,410	\$ 880,870	\$ 607,410
MATERIALS & SUPPLIES	\$ 4,461,759	\$ 5,503,800	\$ 5,415,638	\$ 6,757,800
OTHER CHARGES	\$ 8,468	\$ 35,500	\$ (6,609)	\$ 45,500
UTILITY_WATER Total	\$ 6,251,481	\$ 7,411,904	\$ 7,066,303	\$ 8,421,765
UTILITY_WW TREAT				
SALARIES & BENEFITS	\$ 609,967	\$ 942,636	\$ 738,598	\$ 948,741
CONTRACTUAL SERVICES	\$ 100,914	\$ 173,336	\$ 120,141	\$ 173,336
MATERIALS & SUPPLIES	\$ 114,012	\$ 165,000	\$ 134,265	\$ 165,000
OTHER CHARGES	\$ 4,300	\$ 5,000	\$ 4,335	\$ 4,500
CAPITAL OUTLAY	\$ -	\$ 2,510,000	\$ 3,570,977	\$ 1,500,000
UTILITY_WW TREAT Total	\$ 829,192	\$ 3,795,972	\$ 4,568,315	\$ 2,791,577
UTILITY_SEWER				
SALARIES & BENEFITS	\$ 1,132,208	\$ 1,299,916	\$ 1,268,195	\$ 1,309,440
CONTRACTUAL SERVICES	\$ 1,577,933	\$ 1,673,639	\$ 1,574,354	\$ 1,673,639
MATERIALS & SUPPLIES	\$ 614,212	\$ 782,515	\$ 914,664	\$ 883,500
OTHER CHARGES	\$ 5,246	\$ 8,000	\$ 3,423	\$ 8,000
CAPITAL OUTLAY	\$ 0	\$ 626,250	\$ 386,034	\$ 1,343,000
UTILITY_SEWER Total	\$ 3,329,599	\$ 4,390,320	\$ 4,146,669	\$ 5,217,579
UTILITY_WTR DIST				
SALARIES & BENEFITS	\$ 1,528,566	\$ 1,707,146	\$ 1,657,751	\$ 1,717,891
CONTRACTUAL SERVICES	\$ 633,303	\$ 886,558	\$ 519,478	\$ 885,958
MATERIALS & SUPPLIES	\$ 160,694	\$ 194,450	\$ 234,123	\$ 249,450
OTHER CHARGES	\$ 5,342	\$ 6,500	\$ 6,399	\$ 6,000
CAPITAL OUTLAY	\$ -	\$ 4,823,500	\$ 5,290,065	\$ 2,360,000
UTILITY_WTR DIST Total	\$ 2,327,906	\$ 7,618,154	\$ 7,707,815	\$ 5,219,299
UTILITY LIFT STA				
CONTRACTUAL SERVICES	\$ 634,902	\$ 876,000	\$ 708,176	\$ 926,000
MATERIALS & SUPPLIES	\$ 17,133	\$ 23,300	\$ 16,180	\$ 23,300
UTILITY LIFT STA Total	\$ 652,035	\$ 899,300	\$ 724,357	\$ 949,300
TOTAL OPER EXPENSES	\$ 13,390,214	\$ 24,115,650	\$ 24,213,459	\$ 22,599,519
NON-OPERATING EXPENSES				
OTHER CHARGES	\$ 4,576,995	\$ 4,650,000	\$ -	\$ -
DEBT SERVICES	\$ 306,995	\$ 296,338	\$ 728,333	\$ 699,838
TOTAL NON-OPERATING EXPENSES	\$ 4,883,990	\$ 4,946,338	\$ 728,333	\$ 699,838
TOTAL EXPENSES	\$ 18,274,203	\$ 29,061,988	\$ 24,941,792	\$ 23,299,357
EXCESS OF REVENUES OVER(UNDER) EXPENSES	\$ 6,147,321	\$ (6,290,988)	\$ (6,955,630)	\$ 288,928
RETAINED EARNINGS-BEGINNING OF YEAR	\$ 48,991,543	\$ 55,138,864	\$ 55,138,864	\$ 48,183,233
RETAINED EARNINGS-END OF YEAR	\$ 55,138,864	\$ 48,847,876	\$ 48,183,233	\$ 48,472,161

INTERNAL SERVICES FUND

INTERNAL SERVICE FUNDS
 GROUP INSURANCE FUND – 601

CITY OF TEXAS CITY, TEXAS
 FY2024 -25 PROPOSED BUDGET

GROUP INSURANCE FUND - 601	2023 Actual	2024 Revised Budget	FY24 YEAR END PROJECTIONS	FY25 PROPOSED BUDGET
REVENUES				
45101-EMPLOYEES' CONTRIBUTION	\$ 1,756,471	\$ 1,900,000	\$ 1,676,649	\$ 1,900,000
45102-CITY'S CONTRIBUTION	\$ 5,526,229	\$ 6,000,000	\$ 5,199,495	\$ 6,000,000
48205-NET CHANGE IN FV INVEST	\$ 8,361	\$ -	\$ 7,443	\$ -
48802-INTEREST INCOME	\$ 4,717	\$ -	\$ 14,805	\$ -
TOTAL REVENUES	\$ 7,295,777	\$ 7,900,000	\$ 6,898,392	\$ 7,900,000
EXPENDITURES				
51060-HOLIDAY PAY	\$ -	\$ -	\$ -	\$ -
51600-HEALTH BENEFITS PAID	\$ 5,181,788	\$ 5,500,000	\$ 5,252,590	\$ 5,500,000
53060-EXPENSE - ADMINISTRATIVE	\$ 2,229,605	\$ 2,100,000	\$ 1,500,539	\$ 2,100,000
53600-POSTAGE	\$ -	\$ -	\$ -	\$ -
TOTAL EXPENDITURES	\$ 7,411,392	\$ 7,600,000	\$ 6,753,129	\$ 7,600,000
EXCESS OF REVENUES OVER(UNDER) EXPEI	\$ (115,615)	\$ 300,000	\$ 145,263	\$ 300,000
FUND BALANCE-BEGINNING OF YEAR	\$ 1,204,949	\$ 1,089,334	\$ 1,089,334	\$ 1,234,597
FUND BALANCE-END OF YEAR	\$ 1,089,334	\$ 1,389,334	\$ 1,234,597	\$ 1,534,597

INTERNAL SERVICE FUNDS
CAPITAL EQUIPMENT AND RENOVATIONS FUND – 602

CITY OF TEXAS CITY, TEXAS
024 -25 PROPOSED BUDGET

CAPITAL EQUIPMENT & RENOVATIONS FUND - 602	2023 Actual	2024 Revised Budget	FY24 YEAR END PROJECTIONS	FY25 PROPOSED BUDGET
REVENUES				
48205-NET CHANGE IN FV INVEST	\$ 35,180	\$ -	\$ 71,758	\$ -
48220-GAIN/(LOSS) SALE OF FIXED ASSE	\$ 110,616	\$ 50,000	\$ -	\$ -
48802-INTEREST INCOME	\$ 66,391	\$ 15,000	\$ 3,727	\$ -
48850-INSURANCE/SETTLEMENT PROCEEDS	\$ 23,318	\$ -	\$ -	\$ -
TOTAL REVENUES	\$ 235,505	\$ 65,000	\$ 75,485	\$ -
EXPENDITURES				
53680-PROFESSIONAL FEES	\$ 11,037	\$ -	\$ -	\$ -
54700-DEPRECIATON EXPENSE	\$ 2,011,786	\$ 1,950,000	\$ -	\$ -
55010-LAND & BUILDING IMPROVEMENTS	\$ -	\$ 27,000	\$ 35,100	\$ 1,287,480
55020-OPERATING EQUIP. & VEHICLES	\$ 86,735	\$ 1,553,856	\$ 2,042,134	\$ 2,434,643
55030-OFFICE EQUIPMENT	\$ -	\$ -	\$ -	\$ -
55150-MISCELLANEOUS EQUIPMENT	\$ (173,470)	\$ 934,024	\$ 1,233,300	\$ 405,000
55350-RAINWATER PUMP IMPROVEMENTS	\$ -	\$ 50,000	\$ 479,495	\$ 805,908
55550-STREET & DRAINAGE IMPROV	\$ -	\$ 325,000	\$ 61,589	\$ 325,000
55650-PARK IMPROVEMENTS	\$ -	\$ -	\$ -	\$ 210,000
TOTAL EXPENDITURES	\$ 1,936,088	\$ 4,839,880	\$ 3,851,618	\$ 5,468,031
EXCESS OF REVENUES OVER(UNDER) EXPENDITURES	\$ (1,700,582)	\$ (4,774,880)	\$ (3,776,133)	\$ (5,468,031)
TRANSFER FROM GENERAL FUND BALANCE				\$ 2,335,181
FUND BALANCE-BEGINNING OF YEAR	\$ 8,609,566	\$ 6,908,984	\$ 6,908,984	\$ 3,132,850
FUND BALANCE-END OF YEAR	\$ 6,908,984	\$ 2,134,104	\$ 3,132,850	\$ 0

CAPITAL VEHICLES AND EQUIPMENT BY DEPARTMENT

DEPARTMENT	TYPE	CAPITAL REQUESTS	REASON	BUDGET	COUNT
ADMIN	VEHICLES	CHEVY TAHOE	REPLACEMENT	\$ 65,000	1
		FORD ESCAPE	NEW	\$ 50,000	2
		FORD EXPLORER	NEW	\$ 40,000	1
	VEHICLES Total			\$ 155,000	4
ADMIN Total				\$ 155,000	4
ENG - PLANNING	VEHICLES	FORD MAVERICK XLT	NEW	\$ 30,000	1
	VEHICLES Total			\$ 30,000	1
ENG - PLANNING Total				\$ 30,000	1
FIRE	EQUIPMENT	Medic Unit Remount	NEW	\$ 260,000	1
		Technical Rescue Equipment Replacement	REPLACEMENT	\$ 44,000	1
	EQUIPMENT Total			\$ 304,000	2
	VEHICLES	FORD MAVERICK XLT	NEW	\$ 58,000	1
		Water Rescue Vehicle Replacement (Rescue 25)	REPLACEMENT	\$ 88,000	1
	VEHICLES Total			\$ 146,000	2
(blank)	(blank)	(blank)			
(blank) Total					
FIRE Total				\$ 450,000	4
GOLF COURSE	EQUIPMENT	CLUB CAR CARRY ALL 500 RANGE CART.	REPLACEMENT	\$ 14,526	1
		JOHN DEERE 2550 DIESEL TEE MOWER	REPLACEMENT	\$ 50,574	1
		SIP 7000 RELIEF GRINDER	REPAIR	\$ 66,900	1
		SIP BED KNIFE GRINDER	REPAIR	\$ 40,310	1
	EQUIPMENT Total			\$ 172,310	4
	FURNITURE	DINING FURNITURE	NEW	\$ 2,520	1
FURNITURE Total			\$ 2,520	1	
GOLF COURSE Total				\$ 174,830	5
POLICE	VEHICLES	DODGE CHARGER	REPLACEMENT	\$ 59,031	1
		FORD EXPLORER	REPLACEMENT	\$ 609,916	8
		FORD F150	REPLACEMENT	\$ 146,198	2
		FORD F250	REPLACEMENT	\$ 63,289	1
	VEHICLES Total			\$ 878,434	12
POLICE Total				\$ 878,434	12
PW - RAINWATER PUMP ST.	EQUIPMENT	FUEL TANK	NEW	\$ 200,000	1
EQUIPMENT Total			\$ 200,000	1	
PW - RAINWATER PUMP STATION Total				\$ 200,000	1
PW - STREET & BRIDGES	EQUIPMENT	BOBCAT T870 TO REPLACE UNIT #12537 - 1,366 HOURS	REPLACEMENT	\$ 110,000	1
		GRADALL 3300 TO REPLACE UNIT #30656 - 4,746 HOURS	REPLACEMENT	\$ 300,000	1
		HYUNDAI FORKLIFT FOR MECHANIC SHOP	REPAIR	\$ 50,000	1
	EQUIPMENT Total			\$ 460,000	3
	VEHICLES	FORD F150 FOR MECHANIC SHOP	REPAIR	\$ 47,000	1
		FORD F250 CREW CAB	REPLACEMENT	\$ 55,000	1
		FORD F550 FLATBED WITH TRAILER	NEW	\$ 90,000	1
		INTERNATIONAL TANDEM AXLE DUMP TRUCK	REPLACEMENT	\$ 150,000	1
VEHICLES Total			\$ 342,000	4	
PW - STREET & BRIDGES Total				\$ 802,000	7
REC AND TOUR	VEHICLES	FORD F150	REPLACEMENT	\$ 55,000	1
		FORD F250	REPLACEMENT	\$ 95,000	1
		JOHN DEERE 0-TURN	REPLACEMENT	\$ 17,500	1
		TORO WIDE AREA MOWER	REPLACEMENT	\$ 72,000	1
VEHICLES Total			\$ 239,500	4	
REC AND TOUR Total				\$ 239,500	4
Grand Total				\$ 2,929,764	38

INTERNAL SERVICE FUNDS
WINDSTORM INSURANCE FUND – 603

CITY OF TEXAS CITY, TEXAS
FY2024 -25 PROPOSED BUDGET

WINDSTORM INSURANCE FUND - 603	2023 Actual	2024 Revised Budget	FY24 YEAR END PROJECTIONS	FY25 PROPOSED BUDGET
OTHER REVENUES				
48205-NET CHANGE IN FV INVEST	\$ 20,476	\$ -	\$ 19,503	\$ -
48802-INTEREST INCOME	\$ 16,340	\$ 3,500	\$ 14,520	\$ 3,500
OTHER REVENUES Total	\$ 36,816	\$ 3,500	\$ 34,022	\$ 3,500
EXPENDITURES				
CONTRACTUAL SERVICES				
53680-PROFESSIONAL FEES	\$ 1,283	\$ -	\$ -	\$ -
CONTRACTUAL SERVICES Total	\$ 1,283	\$ -	\$ -	\$ -
TOTAL EXPENDITURES	\$ 1,283	\$ -	\$ -	\$ -

EXCESS OF REVENUES OVER(UNDER) EXPENI	\$ 35,533	\$ 3,500	\$ 34,022	\$ 3,500
--	------------------	-----------------	------------------	-----------------

FUND BALANCE-BEGINNING OF YEAR	\$ 1,000,912	\$ 1,036,445	\$ 1,036,445	\$ 1,070,467
FUND BALANCE-END OF YEAR	\$ 1,036,445	\$ 1,039,945	\$ 1,070,467	\$ 1,073,967

FIDUCIARY FUNDS

FIDUCIARY FUNDS
 FIREMEN'S RELIEF & RETIREMENT FUND – 701

CITY OF TEXAS CITY, TEXAS
 FY2024 -25 PROPOSED BUDGET

FIREMEN'S RELIEF & RETIREMENT FUND - 701	2023 Actual	2024 Revised Budget	FY24 YEAR END PROJECTIONS	FY25 PROPOSED BUDGET
OTHER REVENUES				
48201-GAIN/(LOSS) SALE OF SECURITIES	\$ (3,149,207)	\$ 1,000,000	\$ -	\$ -
48802-INTEREST INCOME	\$ -	\$ -	\$ 4,864	\$ -
48803-DIVIDEND INCOME	\$ 507,056	\$ 300,000	\$ -	\$ 300,000
OTHER REVENUES Total	\$ (2,642,151)	\$ 1,300,000	\$ 4,864	\$ 300,000
CHARGES FOR SERVICES	\$ -	\$ -	\$ -	\$ -
45101-EMPLOYEES' CONTRIBUTION	\$ 1,158,492	\$ 925,000	\$ -	\$ 925,000
45102-CITY'S CONTRIBUTION	\$ 1,036,546	\$ 1,000,000	\$ -	\$ 1,000,000
CHARGES FOR SERVICES Total	\$ 2,195,038	\$ 1,925,000	\$ -	\$ 1,925,000
REVENUE Total	\$ (447,113)	\$ 3,225,000	\$ 4,864	\$ 2,225,000
EXPENDITURES				
SALARIES & BENEFITS				
51500-PENSION PAY	\$ 2,887,429	\$ 2,500,000	\$ -	\$ 2,500,000
51510-PENSION REFUNDS	\$ -	\$ 75,000	\$ -	\$ 75,000
SALARIES & BENEFITS Total	\$ 2,887,429	\$ 2,575,000	\$ -	\$ 2,575,000
CONTRACTUAL SERVICES				
53680-PROFESSIONAL FEES	\$ 65,819	\$ 85,000	\$ -	\$ 85,000
CONTRACTUAL SERVICES Total	\$ 65,819	\$ 85,000	\$ -	\$ 85,000
MATERIALS & SUPPLIES				
52780-MISC.-MATERIALS & SUPPLIES	\$ 50,207	\$ 20,000	\$ -	\$ 20,000
MATERIALS & SUPPLIES Total	\$ 50,207	\$ 20,000	\$ -	\$ 20,000
OTHER CHARGES				
54580-LEGAL & FISCAL	\$ -	\$ 15,000	\$ -	\$ 15,000
OTHER CHARGES Total	\$ -	\$ 15,000	\$ -	\$ 15,000
O&M BUDGET Total	\$ 3,003,455	\$ 2,695,000	\$ -	\$ 2,695,000
EXCESS OF REVENUES OVER(UNDER) EXPENDITURE	\$ (3,450,568)	\$ 530,000	\$ 4,864	\$ (470,000)
FUND BALANCE-BEGINNING OF YEAR	\$ 18,104,552	\$ 14,653,984	\$ 14,653,984	\$ 14,658,848
FUND BALANCE-END OF YEAR	\$ 14,653,984	\$ 15,183,984	\$ 14,658,848	\$ 14,188,848

RELATED CORPORATIONS

ECONOMIC DEVELOPMENT CORP FUND - 801	2023 Actual	2024 Revised Budget	FY24 YEAR END PROJECTIONS	FY25 PROPOSED BUDGET
REVENUES				
OTHER TAXES & ASSESSMENTS				
42001-STATE SALES TAX	\$ 7,498,051	\$ 7,000,000	\$ 6,023,180	\$ 6,300,000
OTHER TAXES & ASSESSMENTS Total	\$ 7,498,051	\$ 7,000,000	\$ 6,023,180	\$ 6,300,000
OTHER SOURCES				
49103-PROCEEDS FROM SALE OF L	\$ 197,238	\$ -	\$ 48,376	\$ -
OTHER SOURCES Total	\$ 197,238	\$ -	\$ 48,376	\$ -
OTHER REVENUES				
48111-BUSINESS REINVESTMENT	\$ 20,400	\$ 5,000	\$ 18,000	\$ 5,000
48113-MISC.RENT INCOME	\$ 51,791	\$ 100,000	\$ 75,020	\$ 100,000
48205-NET CHANGE IN FV INVEST	\$ 219,371	\$ -	\$ 194,284	\$ -
48802-INTEREST INCOME	\$ 188,847	\$ 75,000	\$ 80,885	\$ 75,000
48850-INSURANCE/SETTLEMENT PROCEEDS				
48851-NUISANCE ABATEMENT CHARGES	\$ 426,665	\$ -	\$ 762	\$ -
OTHER REVENUES Total	\$ 907,074	\$ 180,000	\$ 368,950	\$ 180,000
LEASES				
47000-LEASE REVENUE	\$ 69,370	\$ -	\$ -	\$ -
47050-INTEREST INCOME - LEASES	\$ 5,540	\$ -	\$ -	\$ -
LEASES Total	\$ 74,910	\$ -	\$ -	\$ -
TOTAL REVENUES	\$8,677,273	\$ 7,180,000	\$ 6,440,506	\$ 6,480,000

EXPENDITURES

SALARIES & BENEFITS

51010-SALARIES	\$ 307,036	\$ 422,961	\$ 423,159	\$ 532,961
51070-LIFE & DISABILITY	\$ 540	\$ 4,399	\$ 924	\$ 4,399
51080-RETIREMENT	\$ 51,853	\$ 75,710	\$ 75,480	\$ 75,710
51090-MEDICARE TAX	\$ 4,328	\$ 6,133	\$ 6,007	\$ 6,133
51110-GROUP HEALTH INSURANCE	\$ 30,196	\$ 25,000	\$ 40,420	\$ 26,221
51130-INCENTIVE PAY	\$ 411	\$ 3,300	\$ 1,200	\$ 3,300
SALARIES & BENEFITS Total	\$ 394,363	\$ 537,503	\$ 547,190	\$ 648,724

CONTRACTUAL SERVICES

53060-EXPENSE - ADMINISTRATIVE	\$ 53,673	\$ 50,000	\$ 46,073	\$ 87,000
53061-BUSINESS VISIT EXPENSES	\$ 1,357	\$ 5,000	\$ -	\$ 10,000
53110-DEMOLITION	\$ 748,147	\$ 825,000	\$ 25,094	\$ 600,000
53111-BUSINESS INCENTIVE	\$ 1,897	\$ 300,000	\$ 142,094	\$ 415,000
53200-UTILITIES	\$ 23,780	\$ 20,000	\$ 27,245	\$ 35,000
53240-STREET STRIPING	\$ 25,942	\$ -	\$ -	\$ -
53340-MAINTENANCE - EQUIP. & TIRES	\$ 519	\$ 3,000	\$ 2,014	\$ 3,000
53540-MAINTENANCE - BUILDING	\$ 236,427	\$ 325,000	\$ 60,100	\$ 400,000
53560-MAINTENANCE CONTRACTS	\$ 325	\$ 275,000	\$ 177,416	\$ 275,000
53567-CITYWIDE LITTER CONTROL	\$ 112,921	\$ 300,000	\$ 105,729	\$ 300,000
53570-ADVERTISING/MARKETING	\$ 74,726	\$ 195,000	\$ 99,779	\$ 253,000
53680-PROFESSIONAL FEES	\$ 424,931	\$ 800,000	\$ 251,518	\$ 220,000
53710-RENT EXPENSE	\$ -	\$ 18,000	\$ 19,500	\$ 18,000
53800-DUES & MEMBERSHIPS	\$ -	\$ 55,000	\$ 58,100	\$ 74,500
53860-WORKMEN'S COMPENSATION	\$ 464	\$ 464	\$ 853	\$ 700
CONTRACTUAL SERVICES Total	\$1,705,107	\$ 3,171,464	\$ 1,015,517	\$ 2,691,200

RELATED CORPORATIONS
ECONOMIC DEVELOPMENT CORP FUND – 801

CITY OF TEXAS CITY, TEXAS
FY2024 -25 PROPOSED BUDGET

ECONOMIC DEVELOPMENT CORP FUND - 801	2023 Actual	2024 Revised Budget	FY24 YEAR END PROJECTIONS	FY25 PROPOSED BUDGET
OTHER USES				
59043-SALES TAX REBATE	\$ 362,716	\$ 350,000	\$ 195,170	\$ 350,000
OTHER USES Total	\$ 362,716	\$ 350,000	\$ 195,170	\$ 350,000
MATERIALS & SUPPLIES				
52240-GASOLINE & OIL	\$ -	\$ 3,000	\$ -	\$ 3,000
52660-OFFICE SUPPLIES	\$ 21	\$ 303,000	\$ 397,234	\$ 15,000
MATERIALS & SUPPLIES Total	\$ 21	\$ 306,000	\$ 397,234	\$ 18,000
OTHER CHARGES				
54180-CONTRIBUTIONS/DONATIONS	\$ 26,142	\$ 45,000	\$ 19,910	\$ 101,000
54300-TRAINING & PERSONNEL	\$ -	\$ 30,000	\$ 7,519	\$ 40,000
OTHER CHARGES Total	\$ 26,142	\$ 75,000	\$ 27,429	\$ 141,000
CAPITAL OUTLAY				
55010-LAND & BUILDING IMPROVEMENTS	\$ -	\$ 7,100,000	\$ 232,029	\$ 6,836,033
55720-PROCUREMENT OF PROPERTY	\$ 383,285	\$ 300,000	\$ 104,028	\$ 300,000
CAPITAL OUTLAY Total	\$ 383,285	\$ 7,400,000	\$ 336,058	\$ 7,136,033
TOTAL EXPENDITURES	\$ 2,871,635	\$ 11,839,967	\$ 2,518,597	\$ 10,984,957
EXCESS OF REVENUES OVER(UNDER) EXPENDITURE	\$ 5,805,638	\$ (4,659,967)	\$ 3,921,909	\$ (4,504,957)
FUND BALANCE-BEGINNING OF YEAR	\$ 14,020,484	\$ 19,826,122	\$ 19,826,122	\$ 23,748,030
FUND BALANCE-END OF YEAR	\$ 19,826,122	\$ 15,166,155	\$ 23,748,030	\$ 19,243,073

PUBLIC FACILITIES DEVELOPMENT FUND - 803	2023 Actual	2024 Revised Budget	FY24 YEAR END PROJECTIONS	FY25 PROPOSED BUDGET
REVENUE				
OTHER REVENUES				
48107-RENT INCOME-MAINLAND CHILDREN'	\$ 25	\$ -	\$ -	\$ -
48108-RENT INCOME-DHS & PRS	\$ 263,090	\$ 220,000	\$ 175,393	\$ 220,000
48205-NET CHANGE IN FV INVEST	\$ 3,454	\$ -	\$ 3,075	\$ -
48802-INTEREST INCOME	\$ 2,791	\$ 1,000	\$ 2,087	\$ 1,000
OTHER REVENUES Total	\$ 269,361	\$ 221,000	\$ 180,555	\$ 221,000
TOTAL REVENUES	\$ 269,361	\$ 221,000	\$ 180,555	\$ 221,000

EXPENDITURES				
CONTRACTUAL SERVICES				
53065-EXPENSE - MAINLAND CHILDREN'S	\$ 263,090	\$ 220,000	\$ 175,393	\$ 220,000
53540-MAINTENANCE - BUILDING	\$ -	\$ 1,000	\$ -	\$ 1,000
53680-PROFESSIONAL FEES	\$ 236	\$ -	\$ -	\$ -
CONTRACTUAL SERVICES Total	\$ 263,326	\$ 221,000	\$ 175,393	\$ 221,000
TOTAL EXPENDITURES	\$ 263,326	\$ 221,000	\$ 175,393	\$ 221,000

EXCESS OF REVENUES OVER(UNDER) EXPENDITURE	\$ 6,035	\$ -	\$ 5,162	\$ -
---	-----------------	-------------	-----------------	-------------

FUND BALANCE-BEGINNING OF YEAR	\$ 184,085	\$ 190,120	\$ 190,120	\$ 195,281
FUND BALANCE-END OF YEAR	\$ 190,120	\$ 190,120	\$ 195,281	\$ 195,281

INDUSTRIAL DEVELOPMENT CORP - 804	2023 Actual	2024 Revised Budget	FY24 YEAR END PROJECTIONS	FY25 PROPOSED BUDGET
REVENUE				
OTHER REVENUES				
48205-NET CHANGE IN FV INVEST	\$ 2,795	\$ -	\$ 2,498	\$ -
48802-INTEREST INCOME	\$ 2,117	\$ 1,000	\$ 1,734	\$ 1,000
OTHER REVENUES	\$ 4,911	\$ 1,000	\$ 4,232	\$ 1,000
TOTAL REVENUES	\$ 4,911	\$ 1,000	\$ 4,232	\$ 1,000
EXPENDITURES				
CONTRACTUAL SERVICES				
53680-PROFESSIONAL FEES	\$ 151	\$ -	\$ -	\$ -
CONTRACTUAL SERVICES Total	\$ 151	\$ -	\$ -	\$ -
TOTAL EXPENDITURES	\$ 151	\$ -	\$ -	\$ -
EXCESS OF REVENUES OVER(UNDER) EXPENDITURES	\$ 4,760	\$ 1,000	\$ 4,232	\$ 1,000
FUND BALANCE-BEGINNING OF YEAR	\$ 117,792	\$ 122,552	\$ 122,552	\$ 126,784
FUND BALANCE-END OF YEAR	\$ 122,552	\$ 123,552	\$ 126,784	\$ 127,784

RELATED CORPORATIONS
FOREIGN TRADE ZONE CORP FUND - 805

CITY OF TEXAS CITY, TEXAS
FY2024 -25 PROPOSED BUDGET

FOREIGN TRADE ZONE FUND - 805	2023 Actual	2024 Revised Budget	FY24 YEAR END PROJECTIONS	FY25 PROPOSED BUDGET
REVENUES				
OTHER REVENUES				
48205-NET CHANGE IN FV INVEST	\$ 598	\$ -	\$ 964	\$ -
48802-INTEREST INCOME	\$ 469	\$ -	\$ 1,763	\$ -
48816-FTZ OPERATING FEES	\$ 103,540	\$ 100,000	\$ -	\$ 100,000
OTHER REVENUES Total	\$ 104,607	\$ 100,000	\$ 2,726	\$ 100,000
TOTAL REVENUES	\$ 104,607	\$ 100,000	\$ 2,726	\$ 100,000
EXPENDITURES				
SALARIES & BENEFITS				
51010-SALARIES	\$ 52,179	\$ 53,282	\$ 54,781	\$ 53,282
51070-LIFE & DISABILITY	\$ 71	\$ 80	\$ 69	\$ 80
51080-RETIREMENT	\$ 8,797	\$ 9,537	\$ 9,737	\$ 10,000
51090-MEDICARE TAX	\$ 726	\$ 773	\$ 761	\$ 775
51110-GROUP HEALTH INSURANCE	\$ 3,533	\$ 5,000	\$ 3,595	\$ 5,100
SALARIES & BENEFITS Total	\$ 65,307	\$ 68,672	\$ 68,944	\$ 69,237
CONTRACTUAL SERVICES				
53060-EXPENSE - ADMINISTRATIVE	\$ -	\$ 1,000	\$ -	\$ 1,000
53600-POSTAGE	\$ -	\$ 150	\$ -	\$ 150
53680-PROFESSIONAL FEES	\$ 700	\$ 25,000	\$ -	\$ 25,000
53740-BONDS-EMPLOYEES	\$ -	\$ 250	\$ -	\$ 250
53760-TRAVEL	\$ -	\$ 1,500	\$ -	\$ 1,500
53780-PUBLICATIONS & LEGAL	\$ -	\$ 150	\$ -	\$ 150
53800-DUES & MEMBERSHIPS	\$ -	\$ 1,300	\$ -	\$ 1,300
53860-WORKMEN'S COMPENSATION	\$ -	\$ -	\$ -	\$ -
CONTRACTUAL SERVICES Total	\$ 700	\$ 29,350	\$ -	\$ 29,350
MATERIALS & SUPPLIES				
52660-OFFICE SUPPLIES	\$ 81	\$ 50	\$ -	\$ 50
52780-MISC.-MATERIALS & SUPPLIES	\$ -	\$ 500	\$ -	\$ 500
MATERIALS & SUPPLIES Total	\$ 81	\$ 550	\$ -	\$ 550
TOTAL EXPENDITURES	\$ 66,088	\$ 98,572	\$ 68,944	\$ 98,572
EXCESS OF REVENUES OVER(UNDER) EXPENDITURES	\$ 38,519	\$ 1,428	\$ (66,218)	\$ 1,428
FUND BALANCE-BEGINNING OF YEAR	\$ 195,634	\$ 234,153	\$ 234,153	\$ 167,935
FUND BALANCE-END OF YEAR	\$ 234,153	\$ 235,581	\$ 167,935	\$ 169,363

CULTURAL ARTS FOUNDATION FUND - 807	2023 Actual	2024 Revised Budget	FY24 YEAR END PROJECTIONS	FY25 PROPOSED BUDGET
REVENUES				
OTHER REVENUES				
48205-NET CHANGE IN FV INVEST	\$ 12,988	\$ -	\$ 11,562	\$ -
48307-DONATIONS	\$ 140,000	\$ 140,000	\$ 37,500	\$ 140,000
48404-ARTS FESTIVAL-REGISTRATION FEE	\$ 170	\$ 5,000	\$ -	\$ 5,000
48407-ARTS FESTIVAL-SPONSORSHIPS	\$ 5,980	\$ -	\$ 7,072	\$ -
48420-SPECIAL EVENT REVENUE	\$ 1,385	\$ 12,500	\$ 115,640	\$ 12,500
48802-INTEREST INCOME	\$ 10,251	\$ 2,000	\$ 7,653	\$ 2,000
OTHER REVENUES Total	\$ 170,774	\$ 159,500	\$ 179,427	\$ 159,500
TOTAL REVENUES	\$ 170,774	\$ 159,500	\$ 179,427	\$ 159,500
EXPENDITURES				
CONTRACTUAL SERVICES				
53680-PROFESSIONAL FEES	\$ 811	\$ 1,000	\$ 1,400	\$ 1,000
CONTRACTUAL SERVICES Total	\$ 811	\$ 1,000	\$ 1,400	\$ 1,000
MATERIALS & SUPPLIES				
52660-OFFICE SUPPLIES	\$ -	\$ 300	\$ -	\$ 300
MATERIALS & SUPPLIES Total	\$ -	\$ 300	\$ -	\$ 300
OTHER CHARGES				
54163-FOOD & BEVERAGE	\$ 1,822	\$ 2,000	\$ 1,455	\$ 2,000
54171-ARTS FESTIVAL-TRAVELING EXHIBI	\$ 2,066	\$ 4,500	\$ -	\$ 4,500
54174-ARTS FESTIVAL-PROMOTIONS	\$ 15,967	\$ 21,000	\$ 29,944	\$ 21,000
54175-TEXAS CITY MUSIC FESTIVAL	\$ -	\$ 200,000	\$ 155,398	\$ 215,000
54176-SPECIAL EVENT EXPENSES	\$ 45,753	\$ 30,000	\$ 12,967	\$ 30,000
54178-ART WALK	\$ -	\$ 4,500	\$ -	\$ 4,500
54640-PROMOTION OF ARTS	\$ 4,524	\$ 5,000	\$ -	\$ 5,000
54901-GRANTS	\$ 2,500	\$ 5,000	\$ 2,500	\$ 5,000
54902-SCHOLARSHIPS	\$ 2,000	\$ 7,000	\$ 2,000	\$ 7,000
OTHER CHARGES Total	\$ 74,632	\$ 279,000	\$ 204,265	\$ 294,000
TOTAL EXPENDITURES	\$ 75,443	\$ 280,300	\$ 205,665	\$ 295,300
EXCESS OF REVENUES OVER(UNDER) EXPENDITURE	\$ 95,332	\$ (120,800)	\$ (26,237)	\$ (135,800)

RELATED CORPORATIONS
HISTORICAL PRESERVATION CORP FUND – 808

CITY OF TEXAS CITY, TEXAS
FY2024 -25 PROPOSED BUDGET

HISTORICAL PRESERVATION CORP FUND - 808	2023 Actual	2024 Revised Budget	FY24 YEAR END PROJECTIONS	FY25 PROPOSED BUDGET
REVENUE				
OTHER SOURCES				
49002-TRANS. FROM HOTEL/MOTEL FUND	\$ 120,500	\$ 120,500	\$ -	\$ 120,500
OTHER SOURCES Total	\$ 120,500	\$ 120,500	\$ -	\$ 120,500
48112-MUSEUM REVENUE	\$ 15,100	\$ 21,000	\$ 10,502	\$ 21,000
48205-NET CHANGE IN FV INVEST	\$ 4,203	\$ -	\$ 4,304	\$ -
48307-DONATIONS	\$ 10,120	\$ 10,000	\$ 10,000	\$ 10,000
48801-MISCELLANEOUS INCOME	\$ -	\$ 50	\$ -	\$ (50)
48802-INTEREST INCOME	\$ 3,764	\$ -	\$ 3,957	\$ -
OTHER REVENUES Total	\$ 33,188	\$ 31,050	\$ 28,763	\$ 30,950
REVENUE Total	\$ 153,688	\$ 151,550	\$ 28,763	\$ 151,450

EXPENDITURES

CONTRACTUAL SERVICES				
53200-UTILITIES	\$ 16,312	\$ 28,516	\$ 15,291	\$ 28,516
53540-MAINTENANCE - BUILDING	\$ 47,814	\$ 70,300	\$ 45,971	\$ 70,300
53570-ADVERTISING/MARKETING	\$ 31,816	\$ 40,000	\$ 14,574	\$ 40,000
53600-POSTAGE	\$ 43	\$ 200	\$ -	\$ 200
53680-PROFESSIONAL FEES	\$ 1,239	\$ 12,000	\$ 1,144	\$ 12,000
53700-EQUIPMENT RENTAL	\$ 3,540	\$ 6,000	\$ 3,510	\$ 6,000
53760-TRAVEL	\$ 2,562	\$ 5,000	\$ 1,782	\$ 5,000
53780-PUBLICATIONS & LEGAL	\$ 10,555	\$ 15,000	\$ 4,244	\$ 15,000
53800-DUES & MEMBERSHIPS	\$ 1,288	\$ 1,263	\$ 611	\$ 1,263
CONTRACTUAL SERVICES Total	\$ 115,169	\$ 178,279	\$ 87,127	\$ 178,279
MATERIALS & SUPPLIES				
52660-OFFICE SUPPLIES	\$ 689	\$ 2,400	\$ 124	\$ 2,400
52680-JANITORIAL SUPPLIES	\$ 603	\$ 1,500	\$ -	\$ 1,500
52700-PROGRAMS & AWARDS	\$ 11,493	\$ 15,600	\$ 6,514	\$ 15,600
52760-COMPUTER SUPPLIES	\$ 1,377	\$ 2,375	\$ 458	\$ 2,375
52780-MISC. MATERIALS & SUPPL	\$ -	\$ 3,000	\$ -	\$ 3,000
MATERIALS & SUPPLIES Total	\$ 14,162	\$ 24,875	\$ 7,096	\$ 24,875
CAPITAL OUTLAY				
55010-LAND & BUILDING IMPROVEMENTS	\$ -	\$ 15,420	\$ 13,558	\$ 175,000
CAPITAL OUTLAY Total	\$ -	\$ 15,420	\$ 13,558	\$ 175,000
TOTAL EXPENDITURES	\$ 129,331	\$ 218,574	\$ 107,781	\$ 378,154

EXCESS OF REVENUES OVER(UNDER) EXPENDITURE	\$ 24,357	\$ (67,024)	\$ (79,019)	\$ (226,704)
---	------------------	--------------------	--------------------	---------------------

FUND BALANCE-BEGINNING OF YEAR	\$ 287,572	\$ 311,929	\$ 311,929	\$ 232,910
FUND BALANCE-END OF YEAR	\$ 311,929	\$ 244,905	\$ 232,910	\$ 6,206