



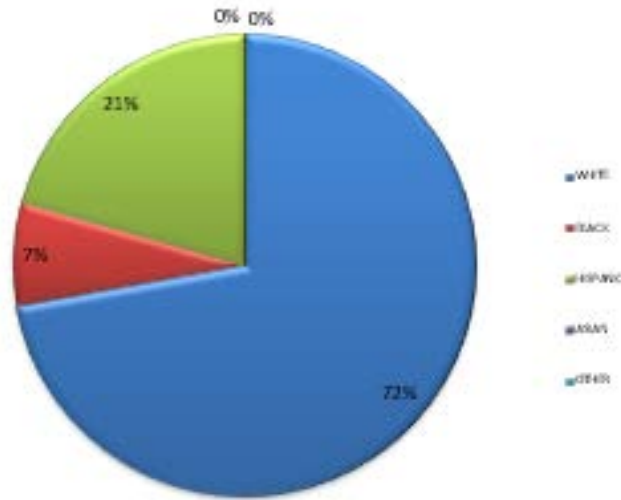
State Of The Texas City Fire Department 2024

98 of 99 Authorized Positions Filled

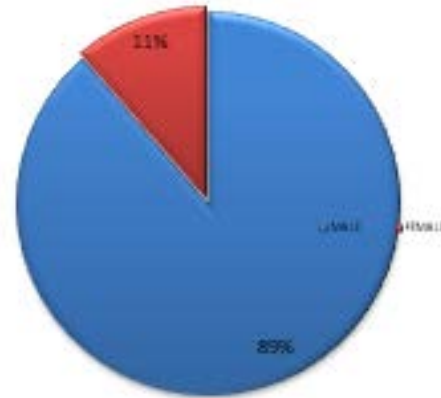


Texas City
EST. 1911

Ethnicity



Gender





- Emergency Response: Fire, EMS, Industrial Response, Water Rescue, Haz/Mat, Confined Space, and
- Plans review, annual commercial inspections, Pre-Fire planning, Public Events, and
- Neighborhood Improvement Services,

and

- Station maintenance
- Apparatus maintenance
- Equipment maintenance

and

- We mow the yard &
- We wash the Trucks



Texas City All Fire/EMS Mutual Aid

	<u>2021</u>	<u>2022</u>	<u>2023</u>	<u>2024</u>
FIRE	63	140	108	87*
EMS	182	216	203	162
Total	245	356	311	249

\$48,371.27 = 30% reduction from last year

* 58 Cancelled in Route

* July 15, 2023 to July 14, 2024

Mutual Aid is assistance that is dispatched, upon request, by the responding fire department.

Policy: If we have units available, we send them. If not, we send them as soon as possible.

Works well and has since 1949.

Automatic Aid is assistance that is dispatched automatically by a reciprocal contractual agreement between two fire departments, communities or fire districts.

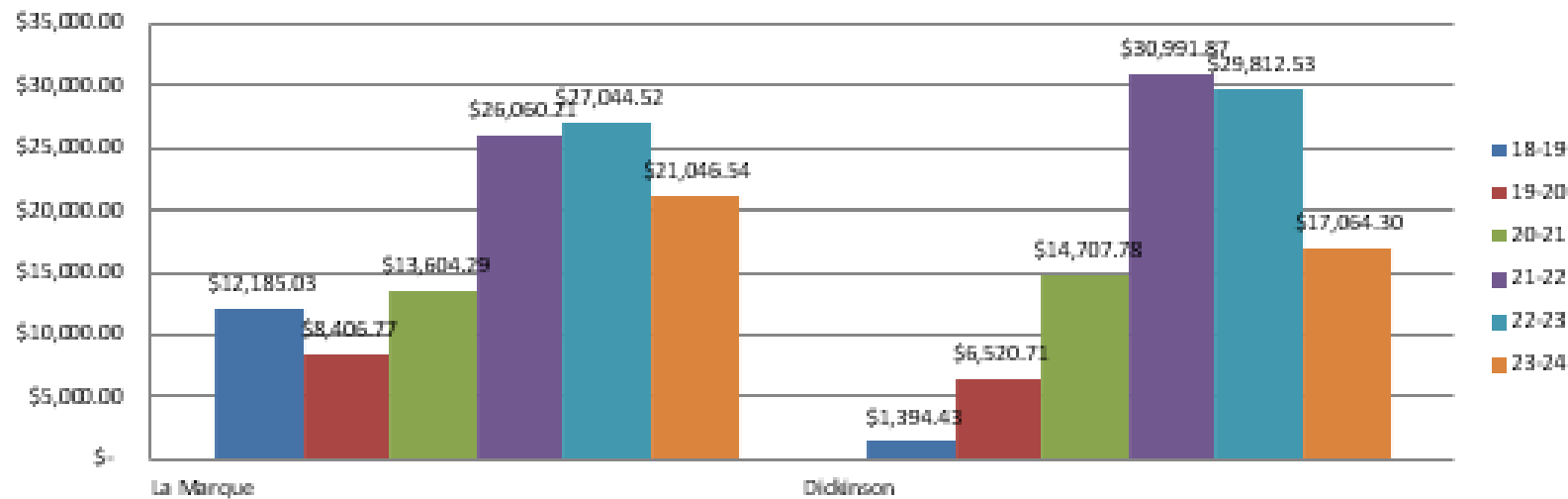
A unit is dispatched regardless of local circumstance(s).





Mutual Aid / Automatic Aid

Mutual Aid Cost Per HR 2018-2024 La Marque Dickinson



EMS Collections

- **Three Sources of Revenue:**
- **Billing:** Fire Recovery USA
- **Collections:** Linebarger, Goggan, Blair & Sampson
- **Supplemental: Texas Ambulance Supplemental Pay Program** – Contracted with Public Consultants Group



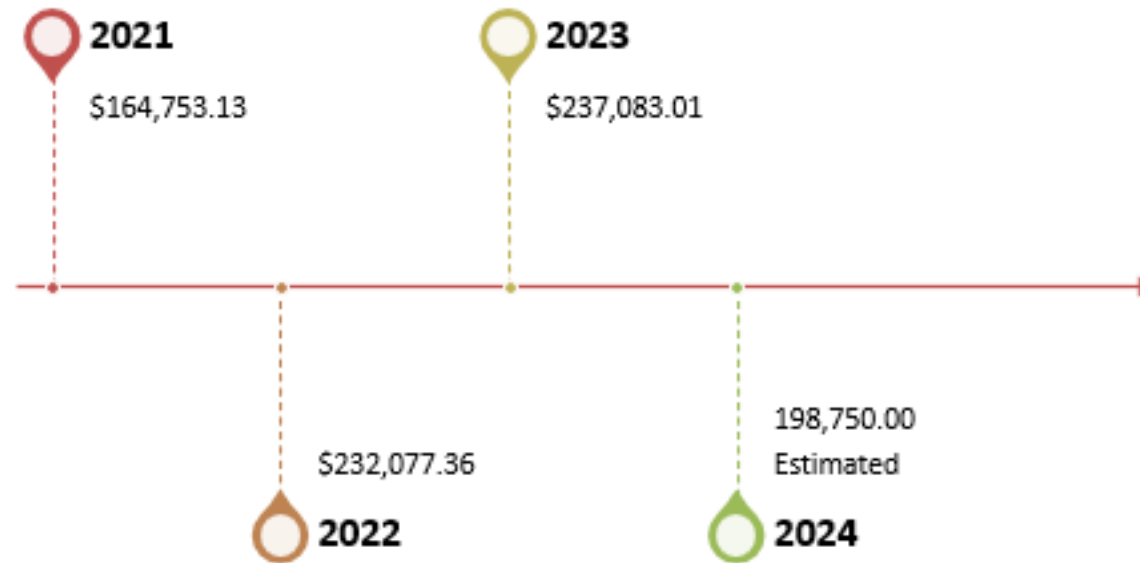
EMS Billing

- **Billing:**
- 5-year average: \$1,636,069.51 (+ 7.86% from previous year) (+28.8% since 2020)
- FY18/19: \$1,481,250.00 32.64%
- FY19/20: \$1,463,728.00 33.5%
- FY20/21: \$1,464,329.35 32.71%
- FY21/22: \$1,716,340.35 35.25%
- FY22/23: \$2,054,700.03 36.48%
- FY23/24: \$2,046,874.46 *35.82%
- Goal: 35% up from 33%
- Current: 35.82% through August 2024





Ambulance Supplemental Pay Program





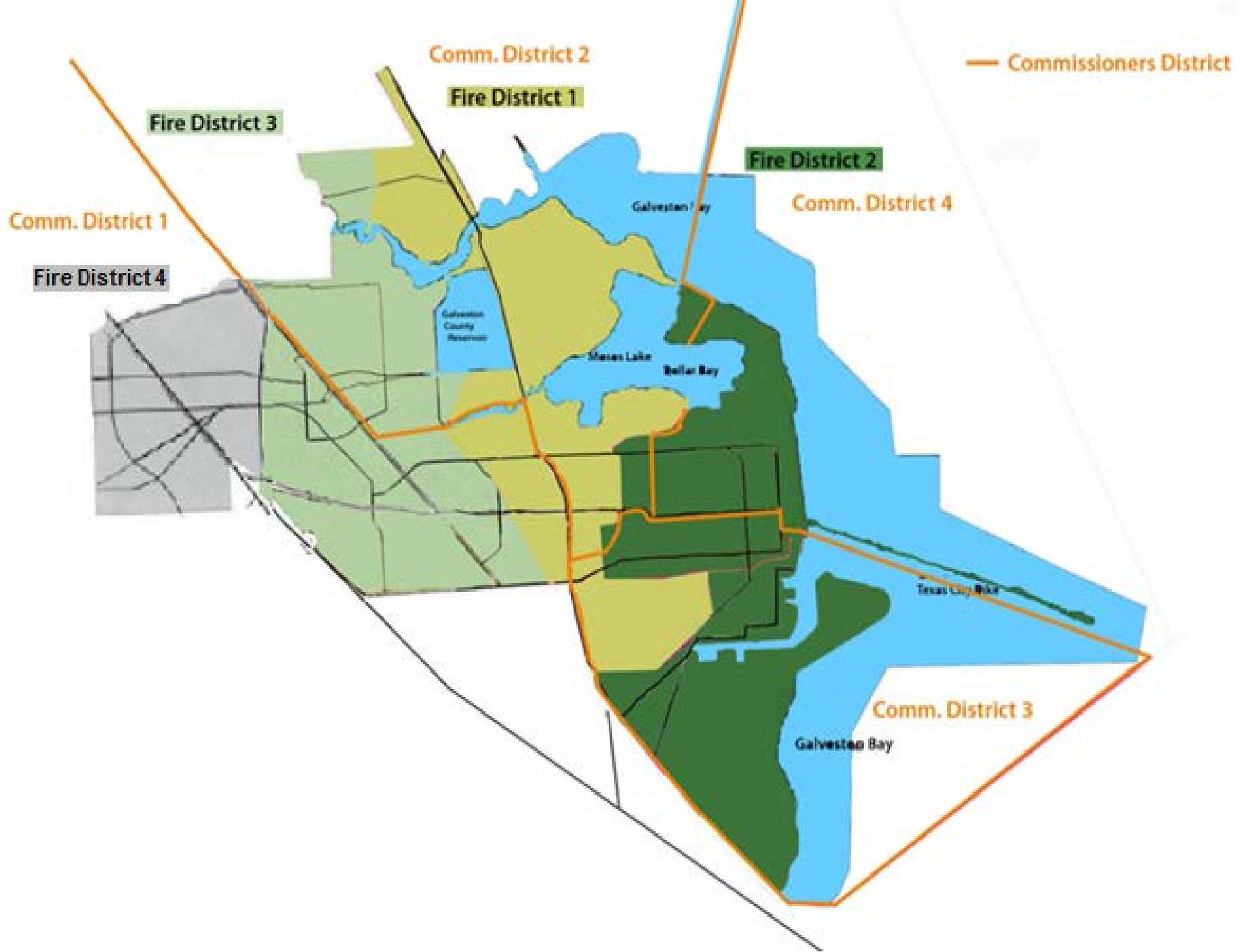
NIS at a Glance

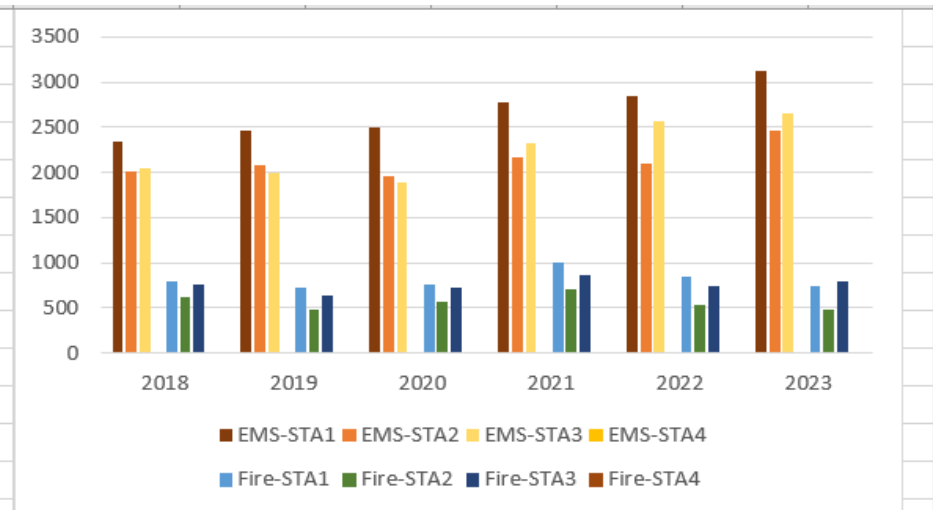
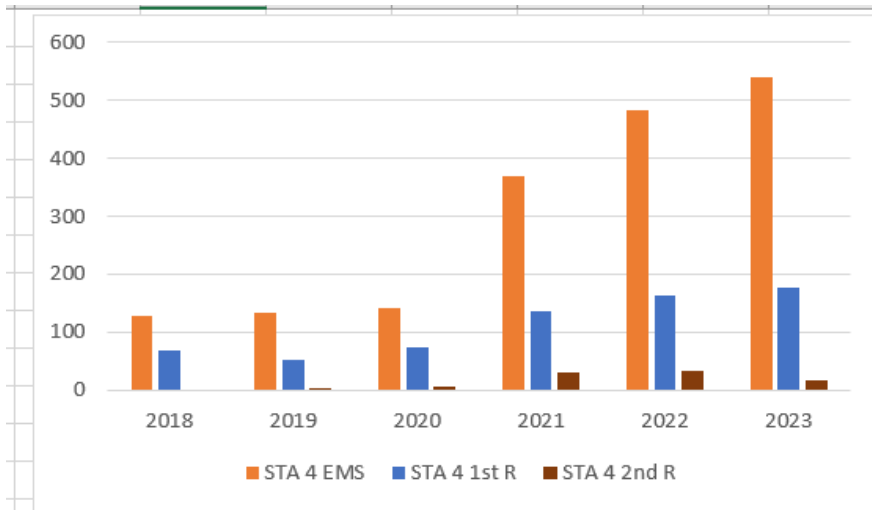
- Sub. Structures – 27
 - 7 remodeled
- Junk Vehicles – 133
- High Grass – 726
 - 40% Vol. Compliance
- Junk & Debris – 63
 - 63% Vol. Compliance



TCISD Magnet Program

- Started second Freshman Class this year
 - First year – Introduction to Fire Service
 - Second Year – Introduction to EMS
 - Third Year – Firefighter I
 - Fourth Year – Firefighter II & EMT-Basic
- GOAL – Graduate with a certificate or eligible to test in both disciplines with college credit hours.

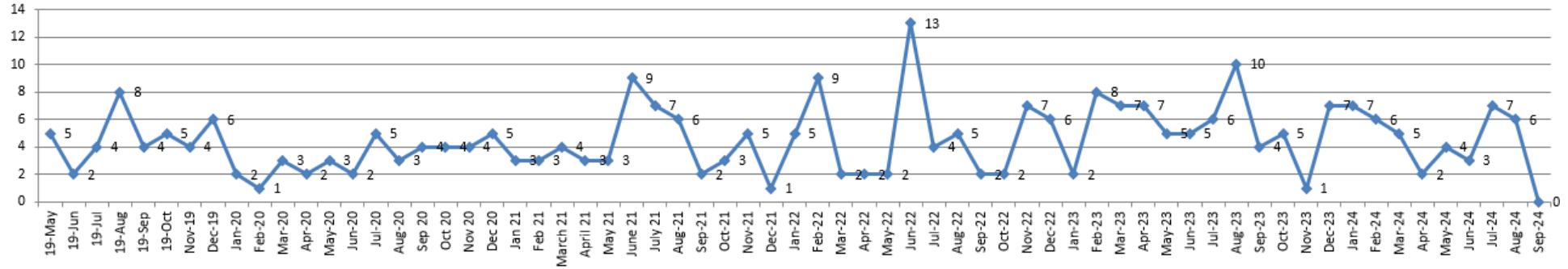




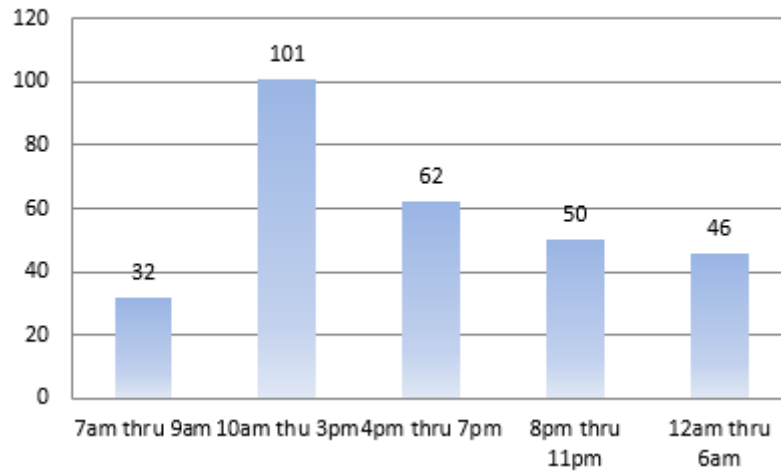
Run Count for Station 4							Total	8551	8370	8375	9826	9629	10251
STA 4 EMS	129	133	141	368	483	540	Fire-STA1	786	728	758	998	853	742
STA 4 1st F	69	53	75	135	163	178	EMS-STA1	2338	2455	2491	2775	2840	3116
STA 4 2nd	0	1	6	30	34	18	Total	3124	3183	3249	3773	3693	3858
Total	198	187	222	533	680	736	Fire-STA2	615	479	565	700	540	485
Year	2018	2019	2020	2021	2022	2023	EMS-STA2	2014	2081	1951	2175	2089	2461
							Total	2629	2560	2516	2875	2629	2946
							Fire-STA3	753	630	720	856	747	792
							EMS-STA3	2045	1997	1890	2322	2560	2645
							Total	2798	2627	2610	3178	3307	3437
							Fire-STA4						3
							EMS-STA4						7
							Total						10
							Year	2018	2019	2020	2021	2022	2023

Station 4: West of FM 2004 & Hwy. 3
965+ responses since opening late last November

Vehicle Incidents per Month



Incidents in Time Zones







Texas City
EST. 1911





Texas City
EST. 1911





Texas City
EST. 1911





Texas City
EST. 1911





Texas City
EST. 1911



Questions?