

TEXAS CITY INVESTMENT POLICY

- ❑ MUNICIPAL INVESTMENTS ARE REGULATED BY GOVERNMENT CODE:
CHAPTER 2256 – PUBLIC FUNDS INVESTMENT
 - ❑ TYPES OF INVESTMENTS – FIXED INCOME
 - ❑ INVESTMENT OBJECTIVES
 - ✓ PRESERVATION AND SAFETY OF PRINCIPAL
 - ✓ LIQUIDITY
 - ✓ YIELD
 - ❑ INVESTMENT POLICY
 - ❑ QUARTERLY REPORTING



INVESTMENT PORTFOLIO REPORT

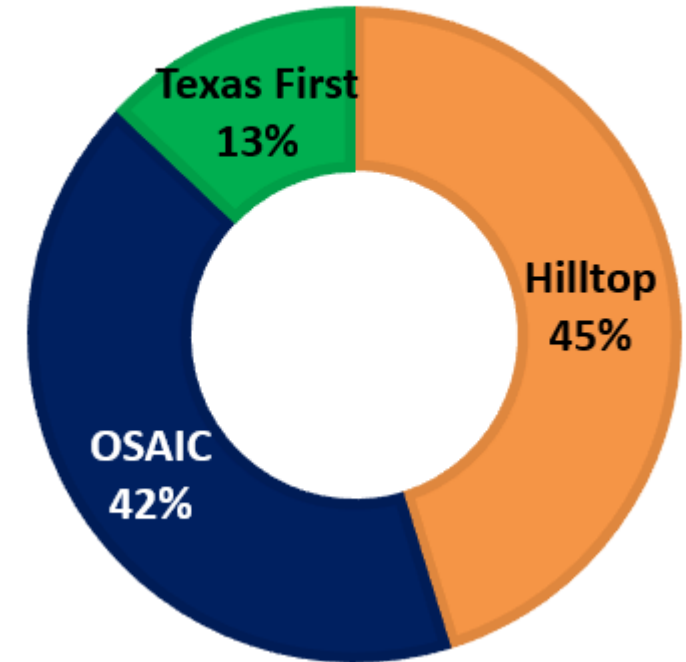
	<u>BOOK VALUE</u>	<u>MARKET VALUE</u>
INVESTMENTS-BEG. OF PERIOD	\$ 112,621,316	\$ 112,074,589
INVESTMENT PURCHASES/ADDITIONS/TRANSFERS IN	28,913,000	28,913,000
INVESTMENT MATURITIES/DELETIONS/TRANSFERS OUT	(28,811,147)	(28,811,147)
AMORTIZATION(PREMIUM/DISCOUNT)	-	-
CHANGE IN FAIR MARKET VALUE	-	465,643
INVESTMENTS-END OF PERIOD	<u>\$ 112,723,168</u>	<u>\$ 112,642,085</u>
Interest received quarter ending 09-30-24	\$ 175,013	\$ 175,013
INVESTMENTS-END OF PERIOD PLUS INTEREST	<u>\$ 112,898,182</u>	<u>\$ 112,817,098</u>



INVESTMENT PORTFOLIO BY INSTITUTIONS

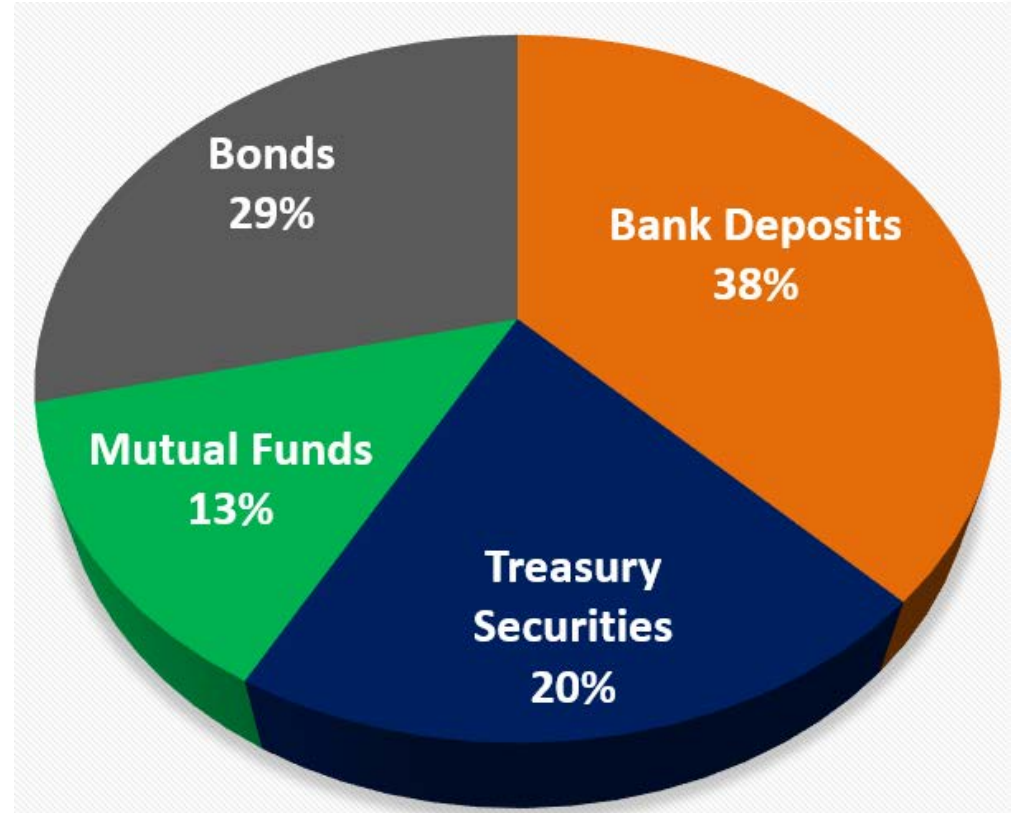
	<u>AMOUNT</u>
❑ HILLTOP SECURITIES (STUART FORD)	
○ FIXED INCOME SECURITIES	\$ 17,501,483
○ CASH/MONEY MARKET FUNDS	20,082,418
❑ OSAIC INSTITUTIONS (PAUL GROVER)	
○ FIXED INCOME SECURITIES	37,756,609
○ CASH/MONEY MARKET FUNDS	34,494,090
❑ TEXAS FIRST BANK (DEPOSITORY)	
○ CASH/MONEY MARKET FUNDS	2,982,498
❑ TOTAL PORTFOLIO AS OF SEP 30, 2024	\$112,817,098

PORTFOLIO BY INSTITUTIONS



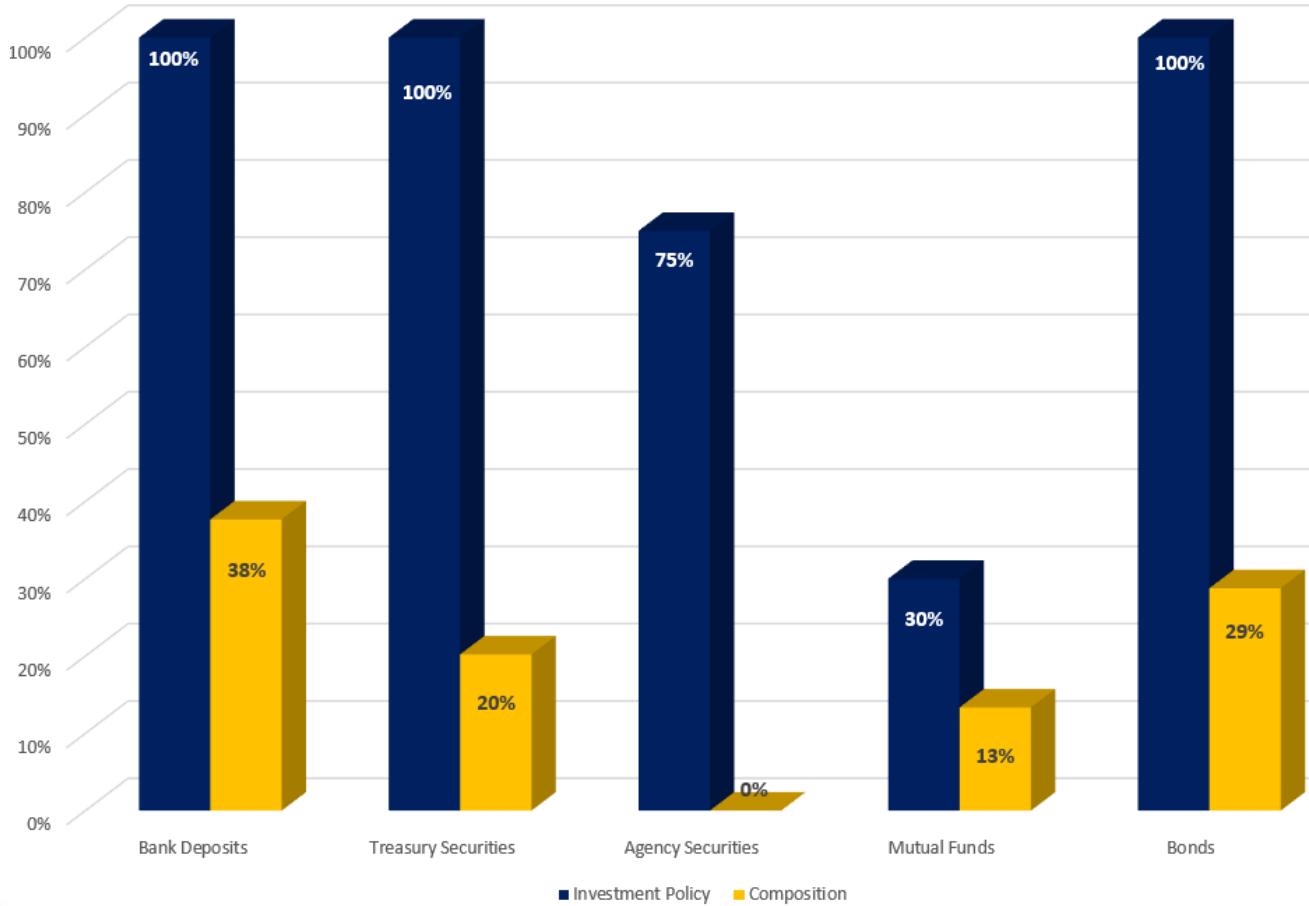
INVESTMENT COMPOSITION @ SEPTEMBER 30, 2024

Investment Type	Amount
Bank Deposits	\$ 42,505,451
Treasury Securities	\$ 22,804,069
Agency Securities	\$ -
Mutual Funds	\$ 15,053,555
Bonds	\$ 32,454,023
Total Investments	\$ 112,817,098



PORTFOLIO COMPOSITION COMPARED TO POLICY

Portfolio Composition
As of September 30, 2024



☐ Portfolio Composition complies to the Investment Policy



THANK YOU



Texas City
EST. 1911