

# TEXAS CITY INVESTMENT POLICY

- ❑ MUNICIPAL INVESTMENTS ARE REGULATED BY GOVERNMENT CODE:  
CHAPTER 2256 – PUBLIC FUNDS INVESTMENT
  - ❑ TYPES OF INVESTMENTS – FIXED INCOME
  - ❑ INVESTMENT OBJECTIVES
    - ✓ PRESERVATION AND SAFETY OF PRINCIPAL
    - ✓ LIQUIDITY
    - ✓ YIELD
  - ❑ INVESTMENT POLICY
  - ❑ QUARTERLY REPORTING



# INVESTMENT PORTFOLIO MANAGEMENT

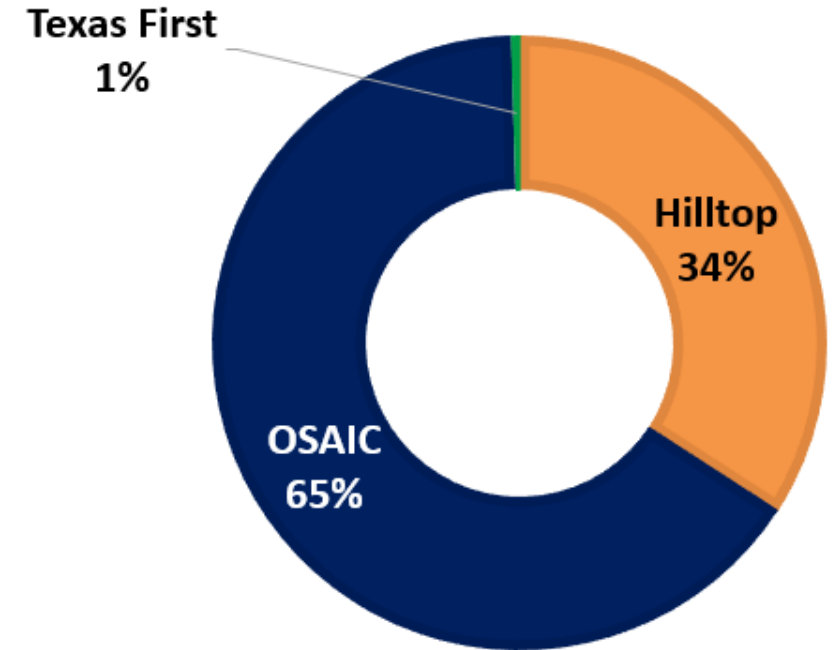
A summary of the transactions in the portfolio for the quarter ending December 31, 2024 are as follows:

	<u>BOOK VALUE</u>	<u>MARKET VALUE</u>
INVESTMENTS @ OCTOBER 1, 2024	\$ 112,898,182	\$ 112,817,098
INVESTMENT PURCHASES/ADDITIONS/TRANSFERS IN	87,600,000	87,600,000
INVESTMENT MATURITIES/DELETIONS/TRANSFERS OUT	(90,100,000)	(90,100,000)
AMORTIZATION(PREMIUM/DISCOUNT)	-	-
CHANGE IN FAIR MARKET VALUE	-	667,421
INVESTMENTS-END OF PERIOD	<u>\$ 110,398,182</u>	<u>\$ 110,984,519</u>
Interest received quarter ending 12-31-24	\$ 468,957	\$ 468,957
INVESTMENTS-END OF PERIOD PLUS INTEREST	<u>\$ 110,867,139</u>	<u>\$ 111,453,476</u>

# INVESTMENT PORTFOLIO BY INSTITUTIONS

	<u>AMOUNT</u>
<ul style="list-style-type: none"> <li>❑ HILLTOP SECURITIES (STUART FORD)                             <ul style="list-style-type: none"> <li>○ FIXED INCOME SECURITIES</li> <li>○ CASH/MONEY MARKET FUNDS</li> </ul> </li> </ul>	\$ 38,032,740 16,509
<ul style="list-style-type: none"> <li>❑ OSAIC INSTITUTIONS (PAUL GROVER)                             <ul style="list-style-type: none"> <li>○ FIXED INCOME SECURITIES</li> <li>○ CASH/MONEY MARKET FUNDS</li> </ul> </li> </ul>	72,893,599 17,366
<ul style="list-style-type: none"> <li>❑ TEXAS FIRST BANK (DEPOSITORY)                             <ul style="list-style-type: none"> <li>○ CASH/MONEY MARKET FUNDS</li> </ul> </li> </ul>	493,262
❑ TOTAL PORTFOLIO AS OF DEC 31, 2024	\$111,453,476

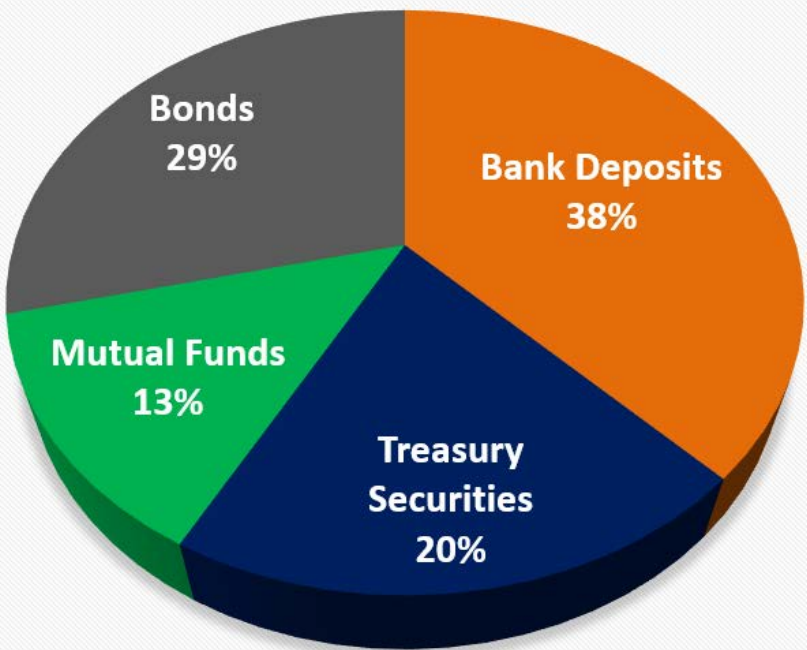
PORTFOLIO BY INSTITUTIONS



# INVESTMENT COMPOSITION @ DECEMBER 31, 2024

@ September 30, 2024

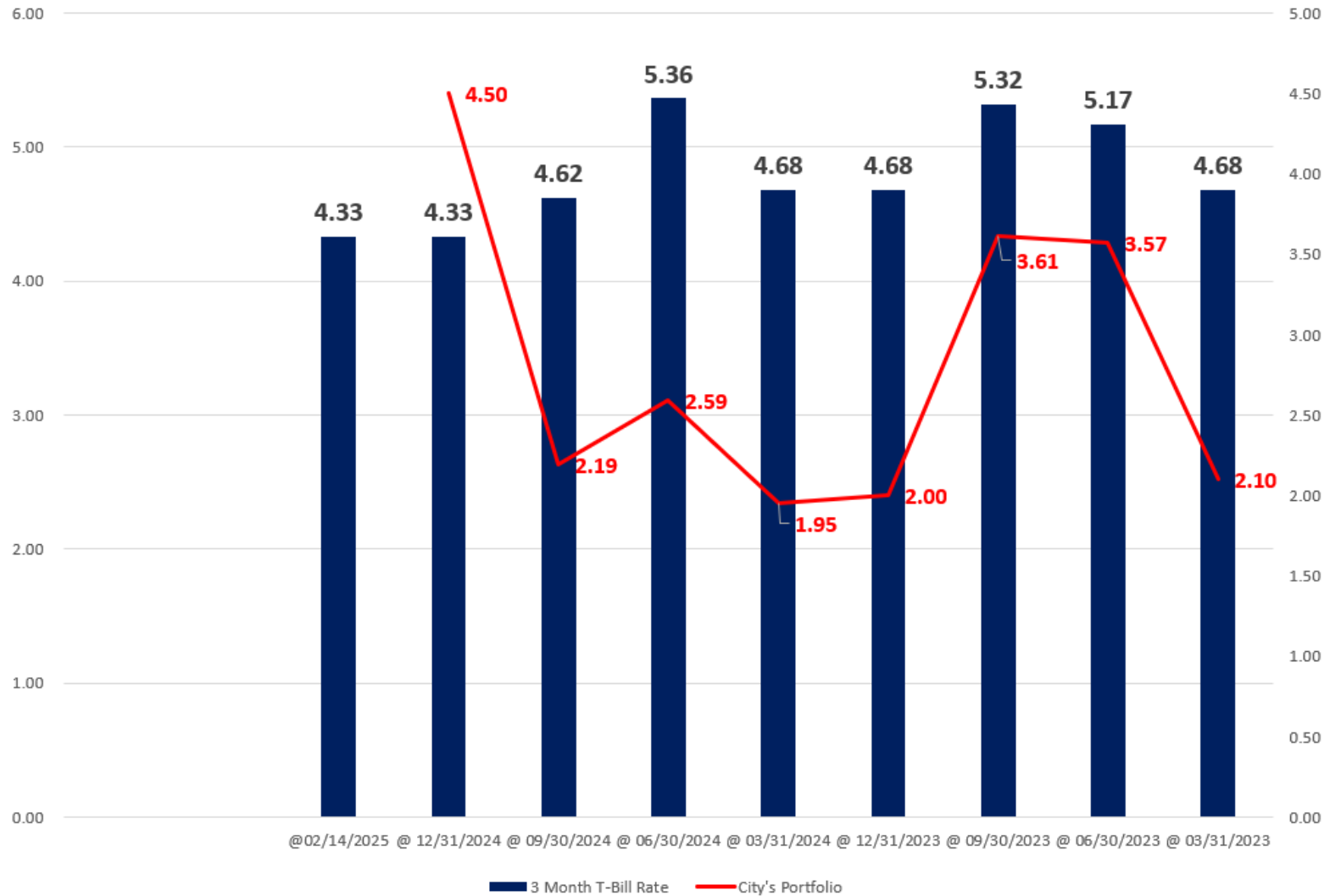
@ December 31, 2024



Investment Type	Amount
Bank Deposits	\$ 527,137
Treasury Securities	\$ 110,926,339
Agency Securities	\$ -
Mutual Funds	\$ -
Bonds	\$ -
<b>Total Investments</b>	<b>\$ 111,453,476</b>

# INVESTMENT PORTFOLIO STRATEGY

### CITY PORTFOLIO RATE OF RETURN



- ❑ Consolidated Investments to Treasury Bill (T-Bill)
- ❑ T-Bill is a short-term debt security that is backed by the US Government
- ❑ Current T-Bill effective yield rate is 4.50%
- ❑ Portfolio Strategy is to have a return on investment that is greater than our debt service interest rate

**THANK YOU**



*Texas City*  
EST. 1911