

TEXAS CITY INVESTMENT POLICY

- ❑ MUNICIPAL INVESTMENTS ARE REGULATED BY GOVERNMENT CODE:
CHAPTER 2256 – PUBLIC FUNDS INVESTMENT
 - ❑ INVESTMENT OBJECTIVES
 - ✓ PRESERVATION AND SAFETY OF PRINCIPAL
 - ✓ LIQUIDITY
 - ✓ YIELD
 - ❑ INVESTMENT ADVISORY SERVICE – HILLTOP SECURITIES
 - ❑ QUARTERLY REPORTING - 3Q FY25 (APRIL, MAY AND JUNE)



Texas City
EST. 1911

INVESTMENT PORTFOLIO MANAGEMENT

Portfolio Summary

	Prior 31 Mar-25	Current 30 Jun-25
Par Value	134,486,523.54	205,267,744.13
Original Cost	132,154,311.44	202,935,532.03
Book Value	132,559,500.04	204,537,140.57
Market Value	132,577,615.49	204,505,246.19
Accrued Interest	0.00	0.00
Book Value Plus Accrued	132,559,500.04	204,537,140.57
Market Value Plus Accrued	132,577,615.49	204,505,246.19
Net Unrealized Gain/(Loss)	18,115.45	(31,894.39)

- ❑ NEW MONEY FROM CO BOND (\$72 M)
- ❑ AS OF JUNE 2025 MARKET VALUE WAS \$204.5 M
- ❑ DUE TO DECLINE IN INTEREST RATES – UNREALIZED LOSS ~\$32K

INVESTMENT PORTFOLIO MANAGEMENT

Income Summary

Current Period

1 Apr-25 to 30 Jun-25

Interest Income	353,556.79
Net Amortization/Accretion	1,196,419.95
Realized Gain/(Loss)	0.00
Net Income	1,549,976.74

- ❑ NEW MONEY FROM CO BOND (\$72 M)
- ❑ AS OF JUNE 2025 MARKET VALUE WAS \$204.5 M
- ❑ DUE TO DECLINE IN INTEREST RATES – UNREALIZED LOSS ~\$32K
- ❑ INTEREST INCOME FOR 3Q FY25 - \$354K
- ❑ NET INCOME - \$1.5M

INVESTMENT PORTFOLIO MANAGEMENT

Income Summary

Current Period

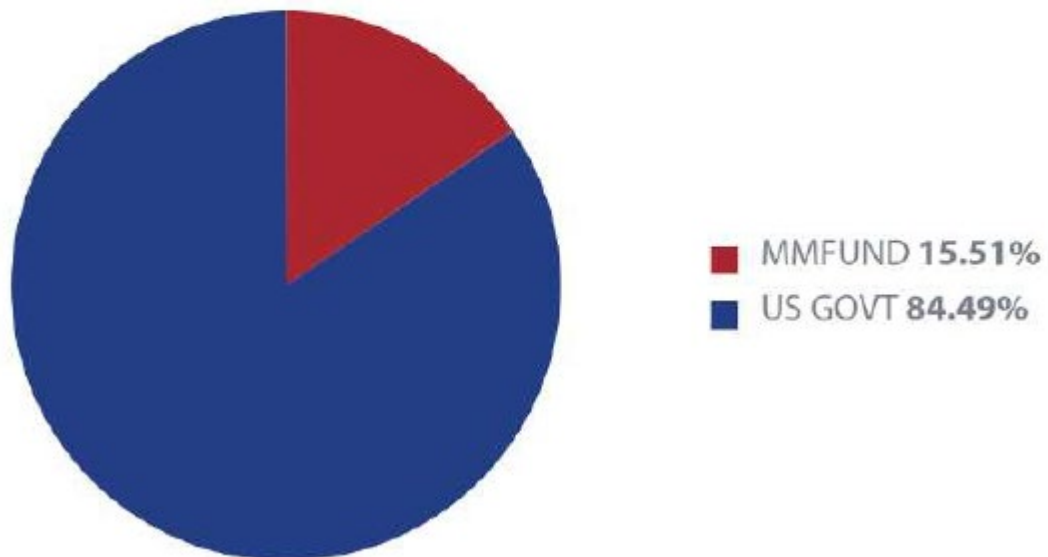
1 Apr-25 to 30 Jun-25

Interest Income	353,556.79
Net Amortization/Accretion	1,196,419.95
Realized Gain/(Loss)	0.00
Net Income	1,549,976.74

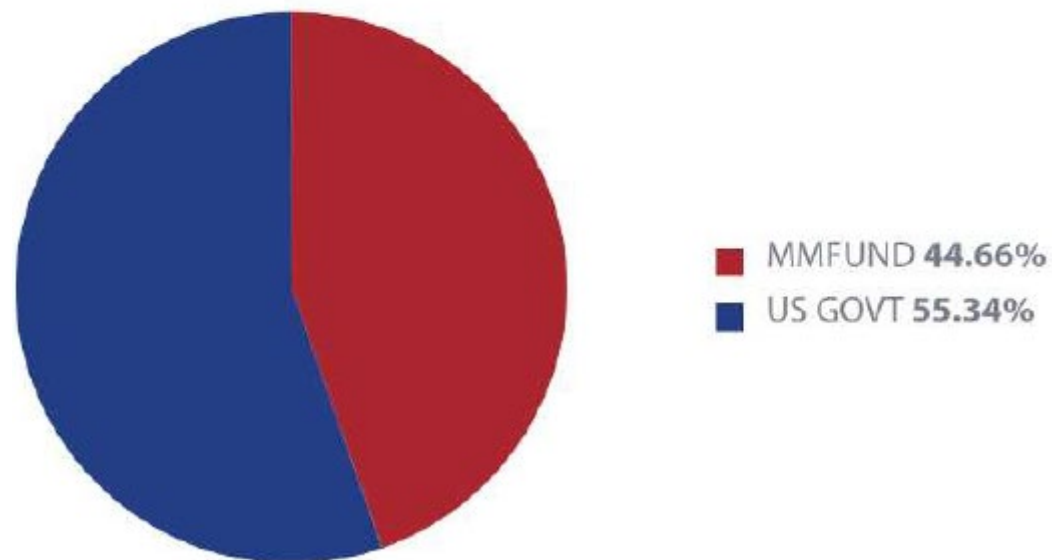
- ❑ NEW MONEY FROM CO BOND (\$72 M)
- ❑ AS OF JUNE 2025 MARKET VALUE WAS \$204.5 M
- ❑ DUE TO DECLINE IN INTEREST RATES – UNREALIZED LOSS ~\$32K
- ❑ INTEREST INCOME FOR 3Q FY25 - \$354K
- ❑ NET INCOME - \$1.5M

INVESTMENT PORTFOLIO MANAGEMENT

Asset Allocation by Security Type as of
31-Mar-2025



Asset Allocation by Security Type as of
30-Jun-2025



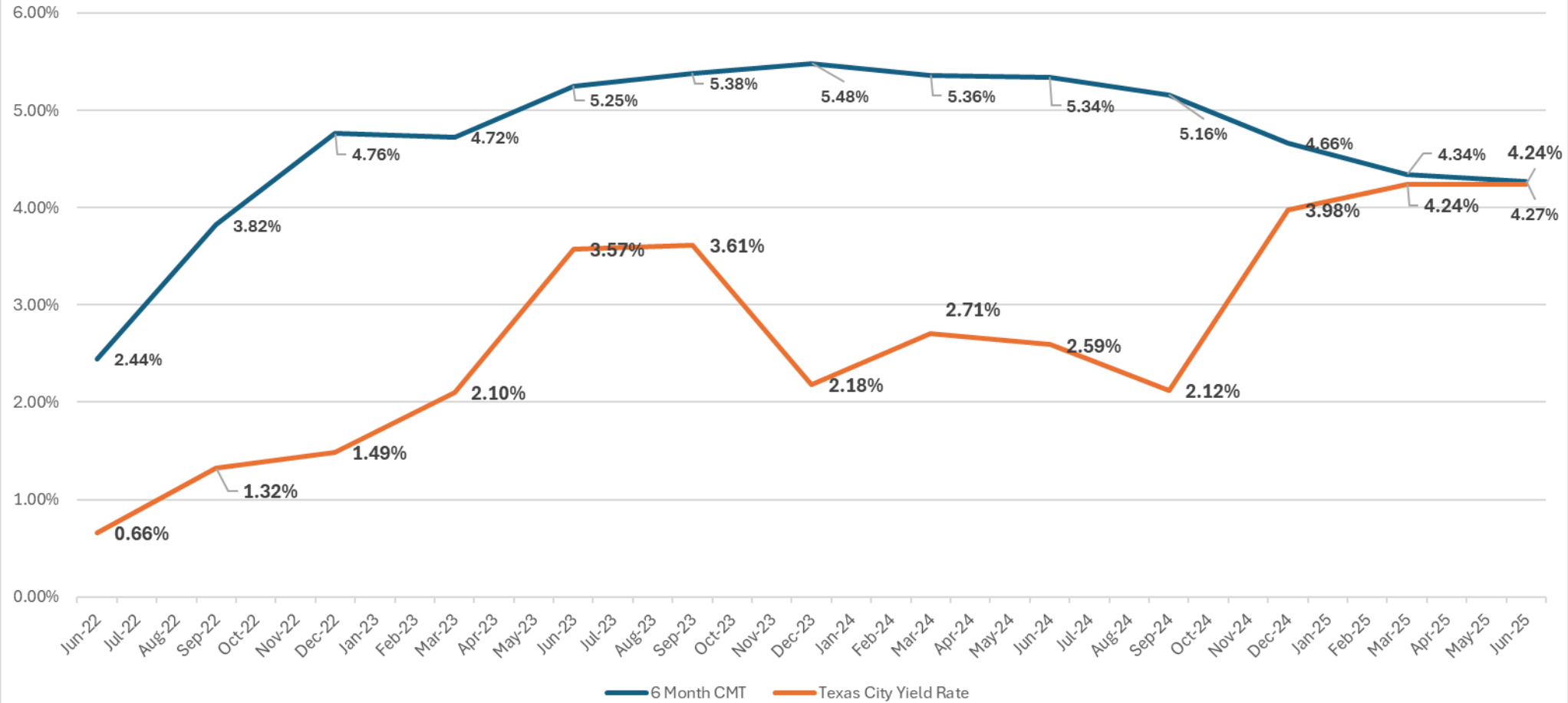
INVESTMENT PORTFOLIO MANAGEMENT

DETAIL OF SECURITY HOLDINGS

CUSIP	Settle Date	Security Type	Security Description	CPN	Maturity Date	Next Call Date	Call Type	Par Value	Purch Price	Original Cost	Book Value	Mkt Price	Market Value	Days to Mty	Days to Call	YTM	YTW	Rating
Pooled Funds																		
HTS-IBD		MMFUND	Hilltop Securities Bank Insured Deposits		06/30/25			6,251.52	100.000	6,251.52	6,251.52	100.000	6,251.52	1		0.652	0.652	AAA
OSC-IBD		MMFUND	Osaic Bank Insured Deposits		06/30/25			1,321.75	100.000	1,321.75	1,321.75	100.000	1,321.75	1		0.150	0.150	AAA
TFB-HYMM		MMFUND	Texas First Bank High Yield MM		06/30/25			91,335,170.86	100.000	91,335,170.86	91,335,170.86	100.000	91,335,170.86	1		3.920	3.920	AAA
912797PP6	02/21/25	US GOVT	U.S. Treasury Bill	0.000	08/21/25			39,085,000.00	97.898	38,263,433.30	38,852,222.77	99.388	38,845,799.80	52		4.354	4.354	A-1+
912797PQ4	03/04/25	US GOVT	U.S. Treasury Bill	0.000	08/28/25			74,840,000.00	97.981	73,329,354.60	74,342,173.68	99.301	74,316,702.26	59		4.272	4.272	A-1+
Total Pooled Funds								205,267,744.13		202,935,532.03	204,537,140.57		204,505,246.19	32		4.130	4.130	
Grand Total								205,267,744.13		202,935,532.03	204,537,140.57		204,505,246.19	32		4.130	4.130	

INVESTMENT PORTFOLIO MANAGEMENT

BENCHMARK COMPARISON
JUNE 2022 - JUNE 2025



THANK YOU



Texas City
EST. 1911