

# TEXAS CITY INVESTMENT POLICY

- ❑ MUNICIPAL INVESTMENTS ARE REGULATED BY GOVERNMENT CODE:  
CHAPTER 2256 – PUBLIC FUNDS INVESTMENT
  - ❑ INVESTMENT OBJECTIVES
    - ✓ PRESERVATION AND SAFETY OF PRINCIPAL
    - ✓ LIQUIDITY
    - ✓ YIELD
  - ❑ INVESTMENT ADVISORY SERVICE – HILLTOP SECURITIES
  - ❑ QUARTERLY REPORTING - 4Q FY25 (JULY, AUGUST AND SEPTEMBER)

# INVESTMENT PORTFOLIO MANAGEMENT

## Portfolio Summary

|                            | Prior<br>30 Jun-25 | Current<br>30 Sep-25 |
|----------------------------|--------------------|----------------------|
| Par Value                  | 205,267,744.13     | 196,527,067.20       |
| Original Cost              | 202,935,532.03     | 196,527,067.20       |
| Book Value                 | 204,537,140.57     | 196,527,067.20       |
| Market Value               | 204,505,246.19     | 196,527,067.20       |
| Accrued Interest           | 0.00               | 0.00                 |
| Book Value Plus Accrued    | 204,537,140.57     | 196,527,067.20       |
| Market Value Plus Accrued  | 204,505,246.19     | 196,527,067.20       |
| Net Unrealized Gain/(Loss) | (31,894.39)        | 0.00                 |

- ❑ SECURITIES MATURED - \$114M
- ❑ WITHDRAWAL TO OPERATING ACCOUNT - \$10M
- ❑ INTEREST EARNED IN 4Q FY25 - \$1.2M

## Income Summary

### Current Period

1 Jul-25 to 30 Sep-25

Interest Income 1,180,727.18

Net Amortization/Accretion 730,603.56

Realized Gain/(Loss) 0.00

Net Income 1,911,330.74

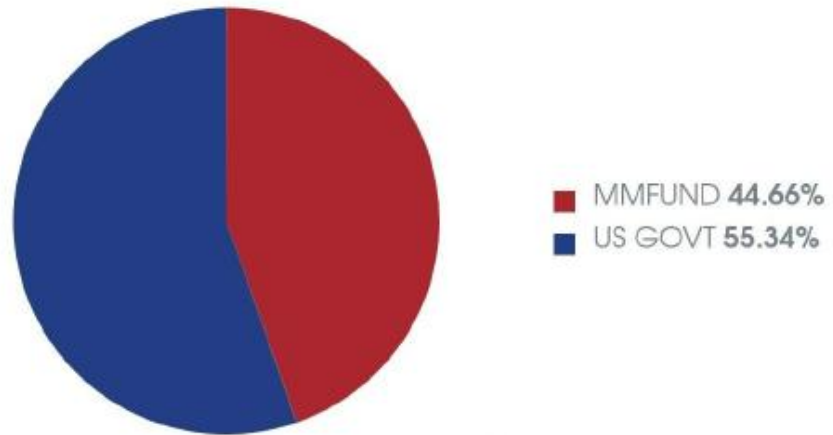
☐ INTEREST INCOME FOR 4Q FY25 - \$1.2M

☐ NET INCOME - \$1.9M

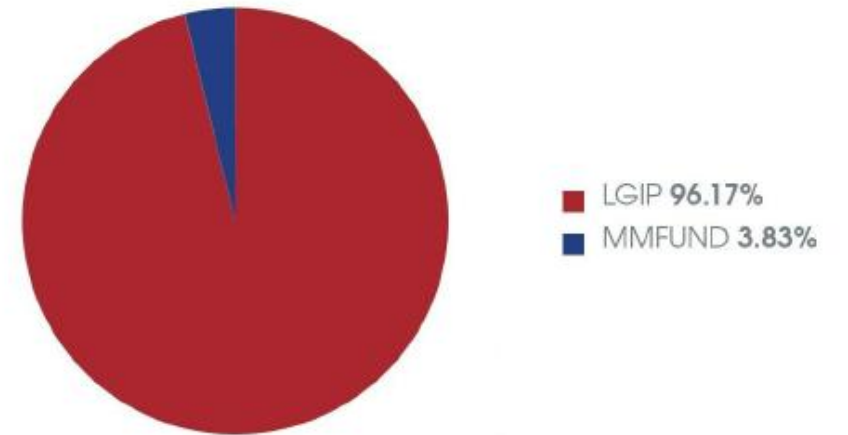
# INVESTMENT PORTFOLIO MANAGEMENT

## Asset Allocation

Asset Allocation by Security Type as of 30-Jun-2025



Asset Allocation by Security Type as of 30-Sep-2025

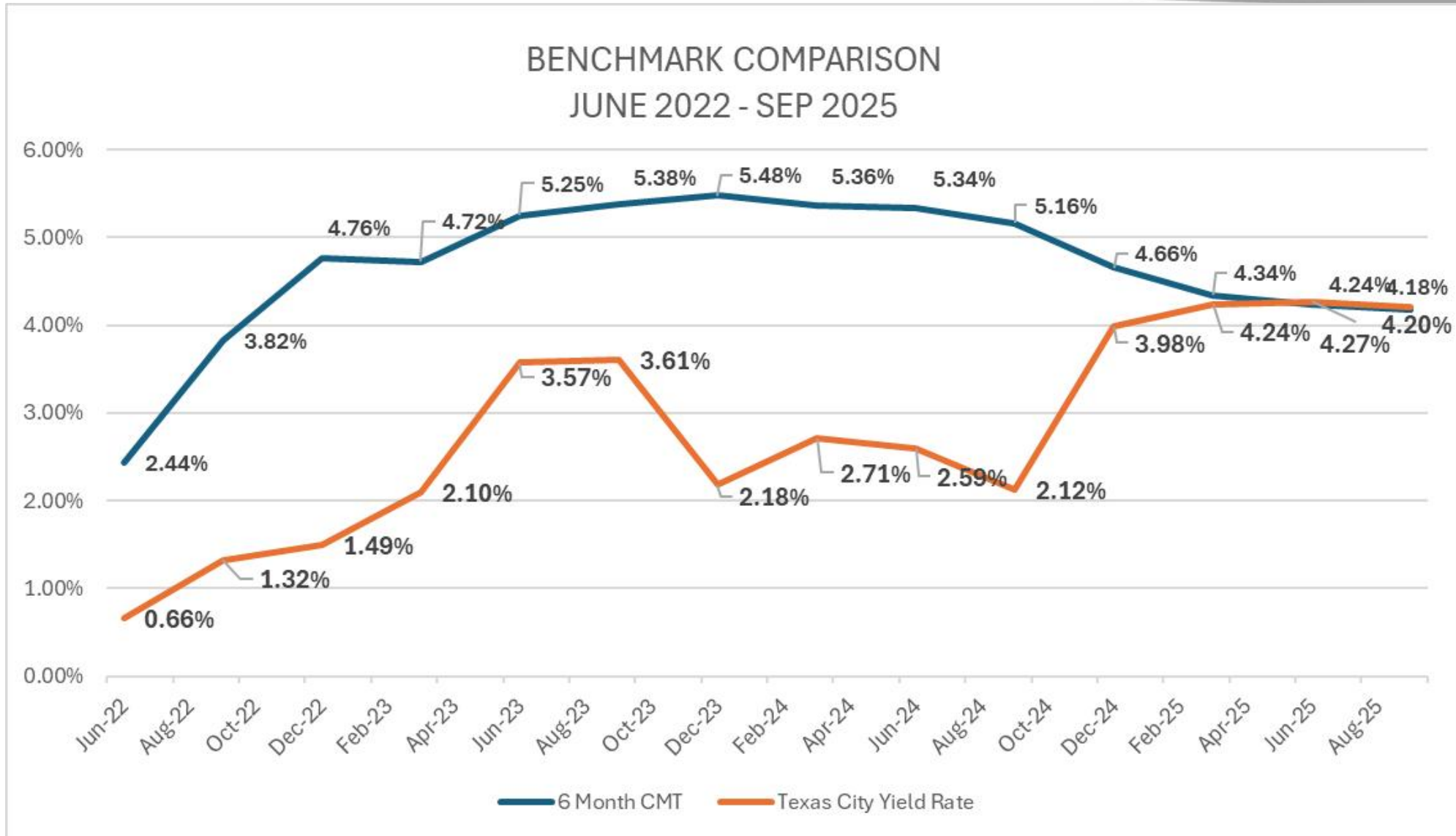


## DETAIL OF SECURITY HOLDINGS

### Detail of Security Holdings

| CUSIP                     | Settle Date | Security Type | Security Description           | CPN | Maturity Date | Next Call Date | Call Type | Par Value             | Purch Price | Original Cost         | Book Value            | Mkt Price | Market Value          | Days to Mty | Days to Call | YTM          | YTW          | Rating |
|---------------------------|-------------|---------------|--------------------------------|-----|---------------|----------------|-----------|-----------------------|-------------|-----------------------|-----------------------|-----------|-----------------------|-------------|--------------|--------------|--------------|--------|
| <b>Pooled Funds</b>       |             |               |                                |     |               |                |           |                       |             |                       |                       |           |                       |             |              |              |              |        |
| TEXSTAR                   |             | LGIP          | TexSTAR                        |     | 09/30/25      |                |           | 188,995,345.08        | 100.000     | 188,995,345.08        | 188,995,345.08        | 100.000   | 188,995,345.08        | 1           |              | 4.214        | 4.214        | AAA    |
| TFB-HYMM                  |             | MMFUND        | Texas First Bank High Yield MM |     | 09/30/25      |                |           | 7,531,722.12          | 100.000     | 7,531,722.12          | 7,531,722.12          | 100.000   | 7,531,722.12          | 1           |              | 3.920        | 3.920        | AAA    |
| <b>Total Pooled Funds</b> |             |               |                                |     |               |                |           | <b>196,527,067.20</b> |             | <b>196,527,067.20</b> | <b>196,527,067.20</b> |           | <b>196,527,067.20</b> | <b>1</b>    |              | <b>4.202</b> | <b>4.202</b> |        |
| <b>Grand Total</b>        |             |               |                                |     |               |                |           | <b>196,527,067.20</b> |             | <b>196,527,067.20</b> | <b>196,527,067.20</b> |           | <b>196,527,067.20</b> | <b>1</b>    |              | <b>4.202</b> | <b>4.202</b> |        |

# INVESTMENT PORTFOLIO MANAGEMENT



**THANK YOU**



*Texas City*  
EST. 1911