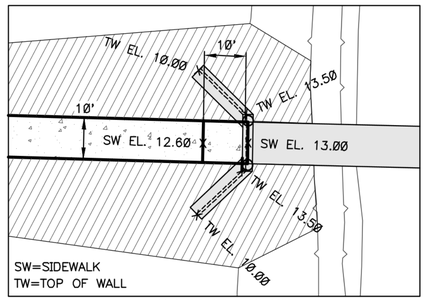

SIDEWALK ELEVATION
"WINDOW A" (N.T.S.)

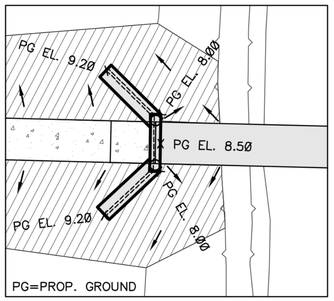

PIER CAP BENTS –PROP. GROUND ELEVATION
"WINDOW A" (N.T.S.)

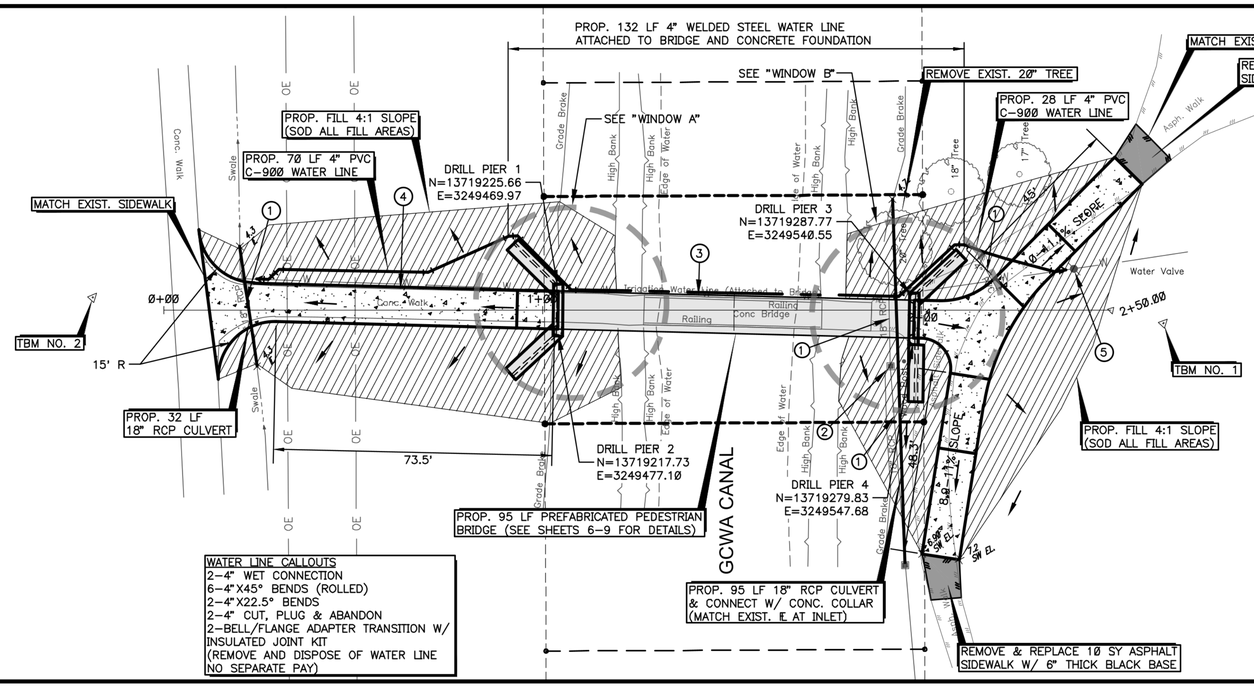

WATER LINE CALLOUTS
2-4" WET CONNECTION
6-4"X45° BENDS (ROLLED)
2-4"X22.5° BENDS
2-4" CUT, PLUG & ABANDON
2-BELL/FLANGE ADAPTER TRANSITION W/
INSULATED JOINT KIT
(REMOVE AND DISPOSE OF WATER LINE
NO SEPARATE PAY)

SCALE 1" = 20' (H)
SCALE 1" = 2' (V)

BENCHMARK:
HORIZONTAL CONTROL:
ALL COORDINATES ARE GRID COORDINATES
U.S. SURVEY FEET BASED ON TEXAS
COORDINATE SYSTEM OF 1983 (NAD83, CORS)
SOUTH CENTRAL ZONE.

VERTICAL CONTROL:
PROJECT ELEVATIONS ARE BASED ON AN
ELEVATION OF 7.82' AT NGS BENCHMARK
"HGCSD-58 RESET, PID AJ6399
NAVD88-GEOID12B

PRIMARY BENCHMARK:
DESIGNATION: HGCSD-58 RESET
PID: AJ6399
HORIZONTAL: NAD83 (2011)
VERTICAL: NAVD88 (GEOID18)
ELEVATION = 7.82 FEET

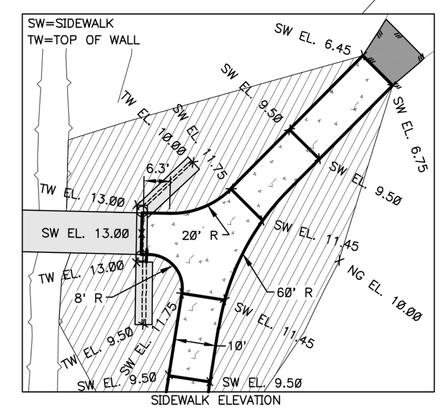

SIDEWALK ELEVATION
"WINDOW B" (N.T.S.)

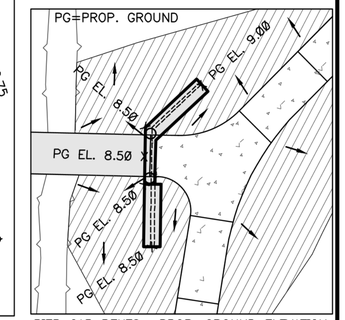

PIER CAP BENTS –PROP. GROUND ELEVATION
"WINDOW B" (N.T.S.)

NOTE:

1. CONTRACTOR TO COORDINATE WITH GOLF COURSE FOR INGRESS/EGRESS.
2. CONTRACTOR SHALL TAKE ADEQUATE PRECAUTION TO GOLF COURSE SURFACE. ANY DAMAGE TO THE GOLF COURSE MUST BE REPAIRED AT NO ADDITIONAL COST TO THE PROJECT.

GCWA Notes:

1. GCVWA must be invited to the pre-construction meeting at least fourteen (14) days in advance.
2. Contractor shall notify GCWA District Engineer at 406-935-2438 or as alternate GCWA Canal Manager Mr. David Hudson at 281-932-1047 at leaset seven (7) days in advance of any construction activities on/near our canal or waterway.
3. A crossing agreement must be executed by GCWA prior to any construction activities being conducted in our canal.
4. GCWA may require the contractor to halt or remove construction measures in the event of an impending server weather event.

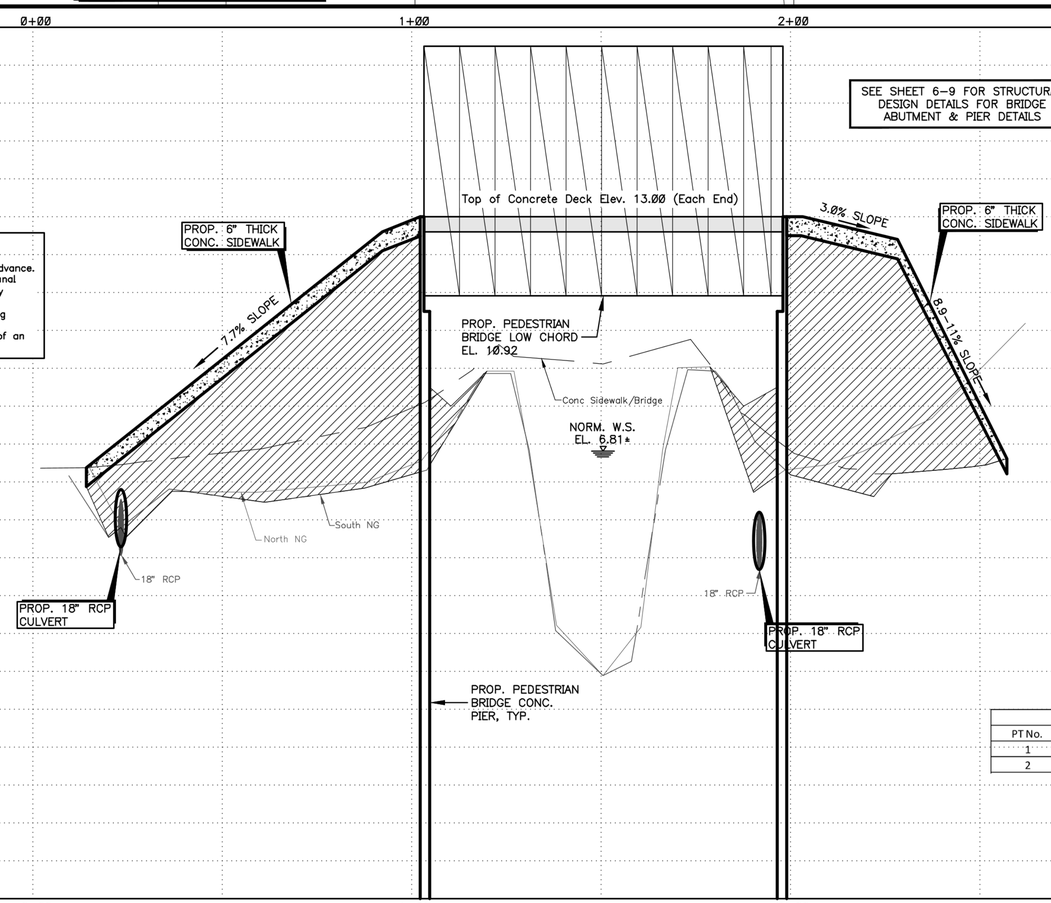

TBM CHART				
PT No.	NORTHING	EASTING	ELEVATION	DESCRIPTION
1	13719327.67	3249593.22	10.16	GPSIRC
2	13719140.75	3249480.21	6.56	GPSIRC

LEGEND:

1. REMOVE EXIST. STORM SEWER PIPE
2. REMOVE EXIST. INLET, MANHOLE OR JUNCTION BOX
3. REMOVE AND DISPOSE OF EXIST. WATER LINE PIPE & FITTINGS AS NEEDED FOR PROP. CONSTRUCTION (NO SEPARATE PAY)
4. REMOVE AND REPLACE 6" THICK CONCRETE SIDEWALK
5. ADJUST EXIST. VALVE BOX TO FINAL GRADE

MK.	DESCRIPTION	DATE	DWN.	CHK.

This document is released for the purpose of review under the authority of John D. Rudloff, P.E. 83386 on 3/25/2025. It is not to be used for construction purposes.

ARKK ENGINEERS
7322 Southwest Freeway, Suite 1040 • Houston, Texas 77074
(713) 400-2755 • www.arkkengineers.com • TX PE Firm No. 13872

City of Texas City, Texas

Golf Course Pedestrian Bridge

Golf Course
Bridge

Job No.: 25-004
Date: March 2025
Dwn By: D Fattig
Chkd By: A. Shimek

Scale:
HORZ: 1"=20'
VERT: NA

SHEET
B
OF xx