

TEXAS CITY INVESTMENT POLICY

- ❑ MUNICIPAL INVESTMENTS ARE REGULATED BY GOVERNMENT CODE:
CHAPTER 2256 – PUBLIC FUNDS INVESTMENT
 - ❑ INVESTMENT OBJECTIVES
 - ✓ PRESERVATION AND SAFETY OF PRINCIPAL
 - ✓ LIQUIDITY
 - ✓ YIELD
 - ❑ INVESTMENT ADVISORY SERVICE – HILLTOP SECURITIES
 - ❑ QUARTERLY REPORTING - 4Q FY25 (JULY, AUGUST AND SEPTEMBER)

INVESTMENT PORTFOLIO MANAGEMENT

Portfolio Summary

	Prior 30 Sep-25	Current 31 Dec-25
Par Value	196,527,067.20	195,986,572.29
Original Cost	196,527,067.20	195,950,764.21
Book Value	196,527,067.20	195,963,914.07
Market Value	196,527,067.20	195,964,742.29
Accrued Interest	0.00	0.00
Book Value Plus Accrued	196,527,067.20	195,963,914.07
Market Value Plus Accrued	196,527,067.20	195,964,742.29
Net Unrealized Gain/(Loss)	0.00	828.22

❑ TRANSFERRED \$2.5M FROM TEXAS FIRST BANK (TFB) MONEY MARKET TO TFB OPERATING ACCOUNT

❑ INTEREST EARNED IN 1Q FY26 - \$1.9M

INVESTMENT PORTFOLIO MANAGEMENT

Income Summary

Current Period	1 Oct-25 to 31 Dec-25
Interest Income	1,923,709.01
Net Amortization/Accretion	13,149.86
Realized Gain/(Loss)	0.00
Net Income	1,936,858.87

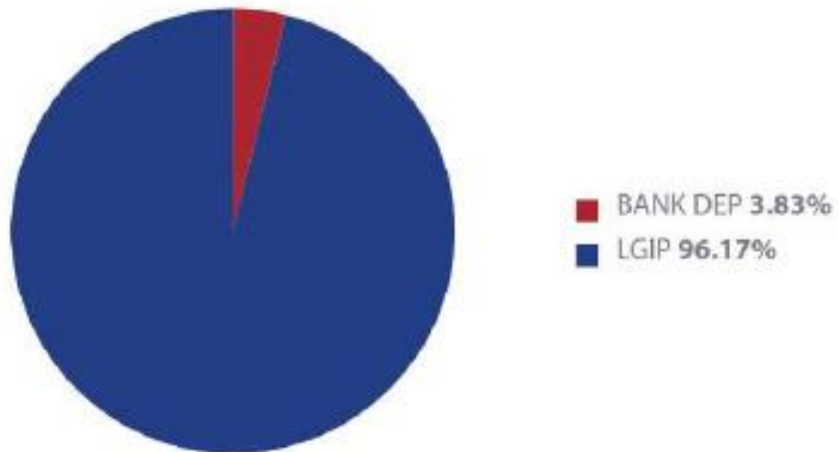
Fiscal Year-to-Date	1 Oct-25 to 31 Dec-25
Net Income	1,936,858.87

- ❑ INTEREST INCOME FOR 1Q FY26 - \$1.9M
- ❑ NET INCOME - \$1.9M

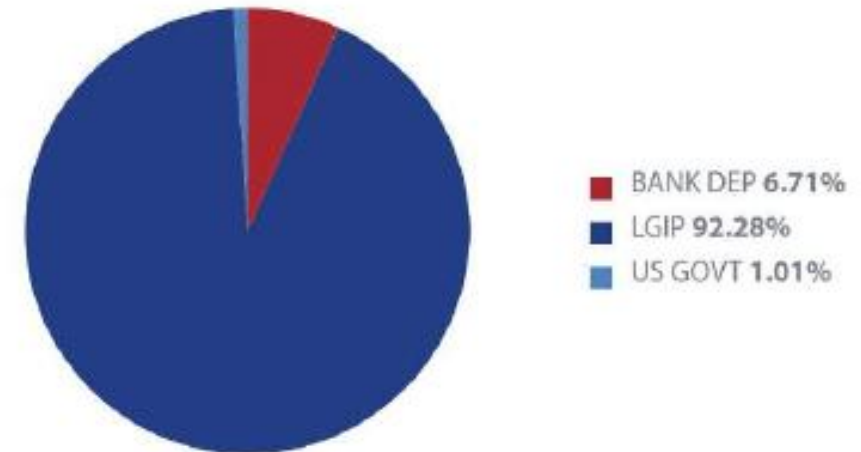
INVESTMENT PORTFOLIO MANAGEMENT

Asset Allocation

Asset Allocation by Security Type as of
30-Sep-2025



Asset Allocation by Security Type as of
31-Dec-2025

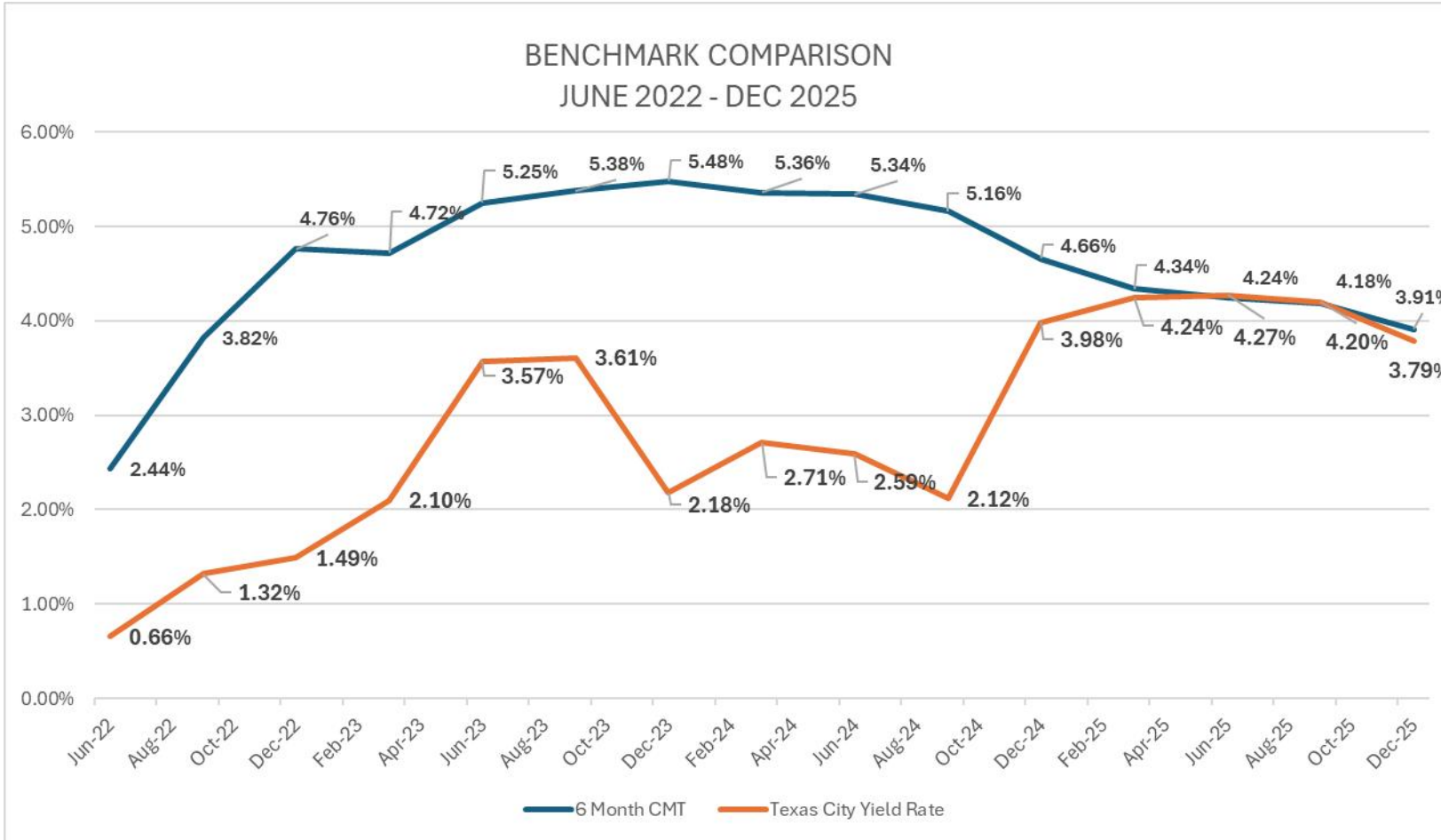


DETAIL OF SECURITY HOLDINGS

Detail of Security Holdings

CUSIP	Settle Date	Security Type	Security Description	CPN	Maturity Date	Next Call Date	Call Type	Par Value	Purch Price	Original Cost	Book Value	Mkt Price	Market Value	Days to Mty	Days to Call	YTM	YTW	Rating
Pooled Funds																		
TEXSTAR		LGIP	TexSTAR	3.825	12/31/25			180,835,985.43	100.000	180,835,985.43	180,835,985.43	100.000	180,835,985.43	1		3.825	3.825	AAA
TFB-HYMM		BANK DEP	Texas First Bk High Yld MM	3.330	12/31/25			13,150,586.86	100.000	13,150,586.86	13,150,586.86	100.000	13,150,586.86	1		3.330	3.330	SD
9127975M0	10/28/25	US GOVT	U.S. Treasury Bill	0.000	04/23/26			2,000,000.00	98.210	1,964,191.92	1,977,341.78	98.909	1,978,170.00	113		3.759	3.759	A-1+
Total Pooled Funds								195,986,572.29		195,950,764.21	195,963,914.07		195,964,742.29	2		3.791	3.791	
Grand Total								195,986,572.29		195,950,764.21	195,963,914.07		195,964,742.29	2		3.791	3.791	

INVESTMENT PORTFOLIO MANAGEMENT



❑ TEXAS CITY YIELD DROPPED TO 3.79% DUE TO INTEREST RATE CUTS BY THE FEDS

❑ IMPLEMENTING A PROTECTION STRATEGY

THANK YOU



Texas City
EST. 1911