

(Table 3) -TRANSPORTATION REVENUE ESTIMATES (2010-2014)

BILLINGS, MONTANA																				
YEAR	SURFACE TRANS PROGRAM (STP) (URBAN)*	MONTANA AIR CONGESTION INITIATIVE (MACI)**	EARMARKS (MT/NC/PD/DEMO)****	SURFACE TRANSPORTATION ENHANCEMENT (CTEP)*	TRANSIT SEC 5316 JARC	TRANSIT SEC 5317 NEW FREEDOM	TRANSIT SEC 5309	TRANSIT SEC 5307	TRANSIT SEC 5310	GAS TAX CITY	GAS TAX COUNTY	TRANSADA	ARRA HIGHWAY	NATIONAL HWY SYSTEM (NHS) INTERSTATE MAINTENANCE (IM)	HSIP RRP SRTS	UPP	OTHER SETS MDTI MACI	ARRA TRANSIT	OTHER FUNDS (LOCAL)	TOTAL
2010				CITY \$ 533,502	\$ 150,000	\$ 65,000													OPER.	\$ 3,305,486
	\$ 1,127,496	\$ 3,082,315	\$ 30,325,355	COUNTY \$ 598,416			\$ 247,000	OPER.	\$ 1,417,608	\$ 138,070	\$ 1,728,501	\$ 272,633	\$ 462,963	\$ 1,000,000	\$ 7,534,847	\$ 2,264,492	\$ 50,000	***	SEC.5310	\$ 34,517
2011				CITY \$ 493,249	\$ 150,000	\$ 65,000													OPER.	\$ 3,354,771
	\$ 2,587,036	\$ 835,170	\$ 500,000	COUNTY \$ 195,006				OPER.	\$ 1,421,420	\$ 125,000	\$ 1,732,721	\$ 274,510	\$ 462,963		\$ 12,345,907	\$ 1,201,936	\$ 45,000		SEC.5310	\$ 16,750
2012				CITY \$ 340,246	\$ 150,000	\$ 65,000													OPER.	\$ 3,401,738
	\$ 2,587,036	\$ 835,170	\$ 54,487	COUNTY \$ 203,954					\$ 1,478,277	\$ 125,000	\$ 1,728,501	\$ 272,633	\$ 462,963			\$ 727,814	\$ 265,562		SEC.5310	\$ 16,750
2013				CITY \$ 493,249	\$ 150,000	\$ 65,000													OPER.	\$ 3,449,362
	\$ 2,587,036	\$ 835,170		COUNTY \$ 195,006					\$ 1,537,408	\$ 125,000	\$ 1,728,501	\$ 272,633	\$ 462,963			\$ 1,600,000	\$ 45,000		SEC.5310	\$ 16,750
2014				CITY \$ 493,249	\$ 150,000	\$ 65,000													OPER.	\$ 3,497,653
	\$ 2,587,036	\$ 835,170		COUNTY \$ 195,006					\$ 1,598,904	\$ 125,000	\$ 1,728,501	\$ 272,633	\$ 462,963			\$ 40,000	\$ 45,000		SEC.5310	\$ 16,750
TOTAL	\$ 11,475,640	\$ 6,422,995	\$ 30,879,812	CITY \$ 2,353,495	\$ 750,000	\$ 325,000	\$ 247,000	OPER.	\$ 7,453,617	\$ 638,070	\$ 8,646,725	\$ 1,365,042	\$ 2,314,815	\$ 1,000,000	\$ 19,880,754	\$ 5,834,242	\$ 450,562	\$ -	OPER.	\$ 17,009,010
				COUNTY \$ 1,387,388															SEC.5310	\$ 101,517

FUNDING PROJECTIONS ARE BASED ON BEST AVAILABLE INFORMATION AND ARE SUBJECT TO CHANGE GIVEN CURRENT FUNDING UNCERTAINTIES AND UNKNOWN IMPACTS OF FUTURE CONGRESSIONAL OR OTHER FEDERAL ACTIONS.

FEDERAL PROGRAM FUNDING AVAILABILITY MAY IMPACT THE SCHEDULING OF PROJECTS. FUNDING BEYOND 2010 WILL BE SUBJECT TO THE OBLIGATION LIMITATION SET BY THE ANNUAL APPROPRIATION PROCESS.

\* Includes carryover  
 \*\* Includes Local Match  
 \*\*\*ARRA FUNDS \$1,884,898 OBLIGATED-REVISED POP IN 2010.  
 \*\*\*\*Pending Congressional Approval

**TRANSPORTATION IMPROVEMENT  
PROGRAM (TIP) FY 2010 – 2014**

<b>(TABLE 4-a) -TRANSPORTATION PRIORITY LIST BILLINGS, MONTANA</b>						
<b>RANK</b>	<b>PROJECT</b>	<b>TYPE OF WORK</b>	<b>PROJECT LENGTH</b>	<b>PHASE</b>	<b>ESTIMATED COST</b>	<b>FUNDING SOURCE</b>
<b>SURFACE TRANSPORTATION PROGRAM-URBAN (STPU)</b>						
	BENCH BLVD. NORTH - PHASE I	Reconstruction		CONST.	\$3,369,000	STPU
	GRAND AVENUE	Reconstruction	1	PE RW IC CONST.	UNKNOWN UNKNOWN UNKNOWN UNKNOWN	
				TOTAL	<u>\$0</u>	
	32ND STREET WEST	Construction	1.5	PE RW IC CONST.	UNKNOWN UNKNOWN UNKNOWN UNKNOWN	
				TOTAL	<u>\$0</u>	
<b>MONTANA AIR CONGESTION INITIATIVE (MACI)</b>						
1	6TH AVE. TO BENCH BLVD. (CONNECTION)	Grade Separation	0.5	PE	\$1,393,072	CMAQ
					<u>\$215,928</u>	LOCAL
					1,609,000	
<b>EARMARKS/DISCRETIONARY GRANTS</b>						
1	6TH AVE NORTH TO BENCH BLVD. (CONNECTION) Phase I *UTILITY COST			PE RW IC CONST. LOCAL	See above \$404,112 \$1,064,409 \$6,731,408 \$1,270,999	CMAQ/LOCAL MT MT* MT LOCAL
				TOTAL	<u>\$9,470,928</u>	
	Phase II Beyond the timeframe of this TIP.					
2	BENCH BLVD. NORTH Phase I	Reconstruction	3	PE RW IC CONST. CONST.	\$3,488,404 \$590,344 \$1,073,354 \$3,041,624 \$3,369,000	MT MT MT MT STPU
				TOTAL	<u>\$11,562,726</u>	
	Phase II Construction beyond time frame of this TIP					
3	ZIMMERMAN TRAIL	Add climbing lane for portion of roadway Straighten Curve	1	PE IC CONST. LOCAL	\$735,930 \$254,468 \$6,001,617 \$1,443,276	MT MT MT MT
				TOTAL	<u>\$8,435,291</u>	
4	BILLINGS BYPASS (aka North Bypass)	Environmental Review & Location Study	14	PE	\$14,341,661	NCPD/DEMO
					<u>\$8,004,158</u>	MT
				TOTAL	<u>\$22,345,819</u>	
5	<b>25TH STREET PEDESTRIAN BRIDGE Phase 2012</b>	<b>Purchase &amp; replace historic bridge</b>	<b>N/A</b>		<b>\$54,457</b>	<b>TCSP</b>
				<b>TOTAL</b>	<b><u>\$8,441</u></b>	<b>LOCAL</b>
					<b>\$62,898</b>	
<b>INTERSTATE MAINTENANCE (IM)</b>						
	PINEHILLS INTERCHANGE-SOUTHEAST	Minor Rehab	N/A	PE RW IC CONST.	\$171,090 \$0 \$64,008 \$6,779,900	IM IM IM IM
	PROJECT LET 9/24/2010			TOTAL	<u>\$7,014,998</u>	
	MOSSMAIN INTERCHANGE - EAST	Structure/Safety	N/A	PE RW IC CONST.	\$162,979 \$51,402 \$25,702 \$7,244,100	IM IM IM IM
	PROJECT LET 9/9/2010			TOTAL	<u>\$7,484,183</u>	
<b>NATIONAL HIGHWAY SYSTEM- (NH)</b>						
	BILLINGS-NORTH	PAVEMENT PRESERVATION		PE CONST.	\$39,921 \$2,652,900	NH NH
	PROJECT LET 2/25/2010			TOTAL	<u>\$2,692,821</u>	

**TRANSPORTATION IMPROVEMENT  
PROGRAM (TIP) FY 2010 – 2014**

<b>(TABLE 4-b) -TRANSPORTATION PRIORITY LIST BILLINGS, MONTANA</b>						
<b>SURFACE TRANSPORTATION PROGRAM-URBAN PAVEMENT PRESERVATION(UPP)</b>						
GRAND-DIVISION TO 8TH-BLGS	Overlay/cold mill	0.99	PE	\$41,118		UPP
			CONST.	<u>\$516,136</u>		UPP
			TOTAL	<u>\$557,254</u>		
<b>VARIOUS PROJECTS 2012-2014</b>		<b>Pavement Preservation</b>	<b>PE/CONST.</b>	<b>\$</b>	<b>1,600,000</b>	<b>UPP(BIENNIAL)</b>
<b>SURFACE TRANSPORTATION PROGRAM-HIGHWAY SAFETY (HSIP)</b>						
N. FRONTAGE ROAD - SIGNAL/INT. UPGRADE	Traffic signals	N/A	PE	87,761		HSIP
	Lighting		IC	13,384		HSIP
			CONST.	<u>687,814</u>		HSIP
			TOTAL	<u>\$788,959</u>		
SIGNAL-SO. FRONTAGE & ZOO	Signal	N/A	PE	\$95,810		HSIP
			CONST	\$265,045		IM
PROJECT LET 4/22/2010			CONST	<u>\$265,002</u>		HSIP
			TOTAL	<u>\$625,857</u>		
2002 SAFETY IMPROVEMENTS VARIOUS LOCATIONS PROJECT LET 6/10/2010	Roadway Roadside Safety Improvements	N/A	PE	478,325		HSIP
			RW	24,000		HSIP
			IC	70,165		HSIP
			CONST.	<u>1,027,706</u>		HSIP
			TOTAL	<u>\$1,600,196</u>		
PARKHILL /13th - INT. REALIGNMENT PROJECT LET 6/10/2010	Upgrade	N/A	PE	253,926		HSIP
			RW	51,000		HSIP
			IC	80,668		HSIP
			CONST.	<u>614,362</u>		HSIP
			TOTAL	<u>\$999,956</u>		
SF099 BILLINGS GRAND 17TH SIG	Int/Upgrade Signals		PE	\$29,000		HSIP
			CONST	<u>\$91,350</u>		HSIP
			TOTAL	<u>\$120,350</u>		
<b>SURFACE TRANSPORTATION PROGRAM-RAIL PROGRAM (RRP)</b>						
1ST AVENUE SOUTH	Circuitry Upgrade	N/A	PE	\$3,000		STPRP/STPRR
			CONST.	<u>\$92,055</u>		STPRP/STPRR
			TOTAL	<u>\$95,055</u>		
RAILROAD CROSSING-HESPER ROAD RR AGREEMENT 9/24/2010	Grade Crossing Signals	N/A	PE	\$5,091		STPRP/STPRR
			CONST.	<u>\$150,545</u>		STPRP/STPRR
			TOTAL	<u>\$155,636</u>		
<b>OTHER FUNDING</b>						
STP ENHANCEMENTS	Various Projects		OTHER	688,255		CTEP
SAFE ROUTES TO SCHOOL	Various Projects		OTHER	Per Project		SRTS
ANNUAL OPERATION AND MAINTENANCE	Various Projects		OTHER	225,000		LOCAL
ANNUAL OPERATION AND MAINTENANCE <b>MDT-MACI</b>	Various Projects <b>Equipment Purchase</b>		OTHER	446,000		STATE
			<b>OTHER</b>	<u><b>220,562</b></u>		<b>CMAQ/LOCAL</b>
			TOTAL	<u><b>\$1,579,817</b></u>		
** CONST. Estimates Include CE Costs						




(Table 5) -TRANSPORTATION PROJECT PRIORITY LIST BILLINGS, MONTANA		
SECTION/PROJECT		PROJECT ESTIMATE
<b>FTA SECTION 5307 (INCLUDES LOCAL FUNDS)</b>		
	OPERATING PROJECT (7-1-09 TO 6-30-2010)	4,723,094
	OPERATING PROJECT (7-1-2010 TO 6-30-2011)	<b>4,776,191</b>
	OPERATING PROJECT (7-1-2011 TO 6-30-2012)	<b>4,880,015</b>
	OPERATING PROJECT (7-1-2012 TO 6-30-2013)	<b>4,842,894</b>
	OPERATING PROJECT (7-1-2013 TO 6-30-2014)	<b>4,953,675</b>
	TOTAL	<b>\$24,175,869</b>
<b>TRANSADA(INCLUDES LOCAL FUNDS)</b>		
	MET SPECIALIZED TRANSPORTATION-OPERATING (2010)	200,000
	MET SPECIALIZED TRANSPORTATION-OPERATING (2011)	140,000
	MET SPECIALIZED TRANSPORTATION-OPERATING (2012)	140,000
	MET SPECIALIZED TRANSPORTATION-OPERATING (2013)	140,000
	MET SPECIALIZED TRANSPORTATION-OPERATING (2014)	140,000
	TOTAL	\$760,000
<b>FTA SECTION 5310(INCLUDES LOCAL FUNDS)</b>		
	NINE (9) REPLACEMENT VEHICLES-TRANSIT (FY2010)	138,070
	REPLACEMENT VEHICLES-TRANSIT (FY2011)	125,000
	REPLACEMENT VEHICLES-TRANSIT (FY2012)	125,000
	REPLACEMENT VEHICLES-TRANSIT (FY2013)	125,000
	REPLACEMENT VEHICLES-TRANSIT (FY2014)	125,000
	* DEPENDENT ON FUNDING AND APPLICATION APPROVALS BY MDT	125,000
	*TOTAL	\$763,070
<b>FTA SECTION 5309</b>		
	MET TRANSIT PARATRANSIT SERVICES	247,000
	*TOTAL	\$247,000
<b>FTA SECTION 5316 (INCLUDES LOCAL FUNDS)</b>		
	JARC (OPERATING) 2010	150,000
	JARC (OPERATING) 2011	150,000
	JARC (OPERATING) 2012	150,000
	JARC (OPERATING) 2013	150,000
	JARC (OPERATING) 2014	150,000
	TOTAL	\$750,000
<b>FTA SECTION 5317 (INCLUDES LOCAL FUNDS)</b>		
	NEW FREEDOM (OPERATING) 2010	130,000
	NEW FREEDOM (OPERATING) 2011	130,000
	NEW FREEDOM (OPERATING) 2012	130,000
	NEW FREEDOM (OPERATING) 2013	130,000
	NEW FREEDOM (OPERATING) 2014	130,000
	TOTAL	\$650,000
<b>ARRA TRANSIT (REVISED POP ONLY)</b>		
	MET-CCTV'S/RADIOS	205,000
	MET-BUS WASH/ADMINISTRATION FACILITY REHAB	450,000
	MET-TWO TRANSIT BUSES WITH SPARE POWER PLANT	830,000
	MET-ONE PARATRANSIT VAN	31,898
	MET-PARATRANIST OPERATING FUNDS	180,000
	MET TRANSIT OPERATING FUNDS	188,000
	TOTAL	\$1,884,898
	<b>TOTAL</b>	<b>\$29,230,837</b>

**TRANSPORTATION IMPROVEMENT  
PROGRAM (TIP) FY 2010-2014**

(Table 6) - MULTI-YEAR STAGING PROGRAM  
CALENDAR YEARS 2010-2014  
BILLINGS, MONTANA

<b>SURFACE TRANSPORTATION PROGRAM</b>	<b>2010</b>	<b>2011</b>	<b>2012</b>	<b>2013</b>	<b>2014</b>	<b>2015</b>
GRAND AVENUE		■				
32ND STREET WEST		▨				
2002 SAFETY IMPROVEMENTS	■					
<b>MACI MT FUNDED</b>						
6TH AVE.-BENCH BLVD. CONNECTION (PHASE I)	▨	■				
<b>PILOT FUNDED</b>						
NONE						
<b>VARIOUS FUNDED</b>						
PARKHILL /13th INTERSECTION	■					
N. FRONTAGE ROAD - SIGNAL	▨	▨	■			
MOSSMAIN INTERCHANGE - EAST	■					
NORTH BY PASS (ENVIRONMENTAL & LOCATION)	▨	▨				
CTEP PROJECTS (VARIOUS)		▨	■			
BENCH BLVD. NORTH		▨	▨	■		
ZIMMERMAN TRAIL	▨	▨	▨			
SIGNAL FRONTAGE ROAD & ZOO DRIVE	■					

\*\*\*ALL TIME FRAMES ARE APPROXIMATE

	PRELIMINARY ENGINEERING
	RIGHT OF WAY/UTILITIES
	CONSTRUCTION



(Table 8) - HIGHWAY/TRANSIT MULTI-YEAR IMPROVEMENT PROGRAM FY2011

BILLINGS, MONTANA																	
PROJECT DESCRIPTION	PHASING	STP URBAN (STPU)	MT. AIR CONGESTION INITIATIVE (MACI)	EARMARKS (NCPD, DEMO, MT)	SURFACE TRANSPORTATION ENHANCEMENT (STPE)		NATIONAL HWY SYSTEM (NHS) INTERSTATE MAINTENANCE	HSIP/UPP	TRANSIT SEC 5307	TRANSIT SEC 5309	TRANSIT SEC 5310 **	TRANSIT SEC 5316**	TRANSIT 5317**	TRANSADADE	OTHER FUNDS*	TOTAL	
					CITY	COUNTY											
Estimated carryover balance		\$ 1,100,483	\$ 2,729,406	\$ 28,947,855													
Estimated allocation		\$ 2,587,036	\$ 835,170	\$ 5,000,000	\$ 340,257	\$ 203,954	\$ 12,345,907	\$ 1,201,936	\$ 1,421,420	\$ -	\$ 125,000	\$ 150,000	\$ 65,000	\$ 100,000	\$ 3,612,734		
Estimated beginning balance		\$ 3,687,519	\$ 3,564,576	\$ 33,947,855	\$ 340,257	\$ 203,954	\$ 12,345,907	\$ 1,201,936	\$ 1,421,420	\$ -	\$ 125,000	\$ 150,000	\$ 65,000	\$ 100,000	\$ 3,612,734		
6TH AVE NORTH TO BENCH BLVD (CONNECTION)*	IC			\$ 318,644													\$ 318,644
6TH AVE NORTH TO BENCH BLVD (CONNECTION)*	CONST			\$ 7,253,374													\$ 7,253,374
BENCH BOULEVARD-BLGS	Add'l PE			\$ 1,838,404													\$ 1,838,404
BENCH BOULEVARD-BLGS	RW			\$ 590,344													\$ 590,344
BENCH BOULEVARD-BLGS	IC			\$ 1,073,354													\$ 1,073,354
BILLINGS-NORTH	CONST						\$ 2,652,900										\$ 2,652,900
PINEHILLS INT-SE	CONST						\$ 6,779,900										\$ 6,779,900
GRAND-DIVISION TO 8TH-BLGS	CONST							\$ 516,136									\$ 516,136
SIGNAL-N FRONTAGE-BLGS	CONST							\$ 685,800									\$ 685,800
ZIMMERMAN TRAIL	PE			\$ 850,000													\$ 850,000
TRANSIT OPERATING (7/10-6/11)	OPERATING								\$ 1,421,420							\$ 3,354,771	\$ 4,776,191
VEHICLE PURCHASES	PURCHASE										\$ 125,000						\$ 125,000
MET SPECIALIZED TRANS	OPERATING											\$ 150,000	\$ 65,000	\$ 100,000	\$ 212,963		\$ 527,963
SAFE ROUTES TO SCHOOL (SRTS) **	CONST															\$ 45,000	\$ 45,000
PARK CITY INTCH-EAST	PE, IC, CONST						\$ 2,913,107										\$ 2,913,107
ENHANCEMENT PROJECTS, VARIOUS LOCATIONS				\$ 54,457	\$ 340,257	\$ 203,954											\$ 598,668
TOTAL		\$ -	\$ -	\$ 11,978,577	\$ 340,257	\$ 203,954	\$ 12,345,907	\$ 1,201,936	\$ 1,421,420	\$ -	\$ 125,000	\$ 150,000	\$ 65,000	\$ 100,000	\$ 3,612,734		\$ 31,544,785

\* LOCAL MATCH \*\* DEPENDENT ON FUNDING & APPLICATION APPROVAL BY MDT \*\*\*Pending congressional approval

(Table 9) - HIGHWAY/TRANSIT MULTI-YEAR IMPROVEMENT PROGRAM FISCAL YEAR 2012																
BILLINGS, MONTANA																
PROJECT DESCRIPTION	PHASING	STP URBAN (STPU)	MT. AIR CONGESTION INITIATIVE (MACI)	EARMARKS (NCPD, DEMO, MT)	SURFACE TRANSPORTATION ENHANCEMENT (STE)		NATIONAL HWY SYSTEM (NHS) INTERSTATE MAINTENANCE	HSIP/UPP	TRANSIT SEC 5307	TRANSIT SEC 5309	TRANSIT SEC 5310 **	TRANSIT SEC 5316**	TRANSIT 5317**	TRANSADE	OTHER FUNDS*	TOTAL
					CITY	COUNTY										
Estimated carryover balance		\$ 3,687,519	\$ 3,564,576	\$ 22,023,735	\$ -	\$ -										
Estimated allocation		\$ 2,587,036	\$ 835,170	\$ -	\$ 493,249	\$ 195,006		\$ 727,814	\$ 1,478,277	\$ -	\$ 125,000	\$ 150,000	\$ 65,000	\$ 60,000	\$ 3,822,300	
Estimated beginning balance		\$ 6,274,555	\$ 4,399,746	\$ 22,023,735												
SF069-SIGNAL-N FRONTAGE ROAD	CONST							\$ 687,814								\$ 687,814
BENCH BLVD-BLGS-PHASE I	CONST	\$ 3,369,000		\$ 3,041,624												\$ 6,410,624
25th STREET PEDESTRIAN BRIDGE	CONST			\$ 62,898												\$ 62,898
MDT-MACI EQUIPMENT PURCHASE	OTHER														\$ 220,562	\$ 220,562
TRANSIT OPERATING (7/11-6/12)	OPERATING							\$ 1,478,277							\$ 3,401,738	\$ 4,880,015
VEHICLE PURCHASES	PURCHASE									\$ 125,000						\$ 125,000
MET SPECIALIZED TRANS	OPERATING										\$ 150,000	\$ 65,000	\$ 60,000	\$ 155,000	\$ 430,000	
SAFE ROUTES TO SCHOOL (SRTS)**	CONST													\$ 45,000	\$ 45,000	
MDT URBAN PAVEMENT PRESERVATION PROJECTS	PE							\$ 40,000								\$ 40,000
ENHANCEMENT PROJECTS VARIOUS LOCATIONS					\$ 493,249	\$ 195,006										\$ 688,255
																\$ -
																\$ -
TOTAL		\$ 3,369,000	\$ -	\$ 3,104,522	\$ 493,249	\$ 195,006	\$ -	\$ 727,814	\$ 1,478,277	\$ -	\$ 125,000	\$ 150,000	\$ 65,000	\$ 60,000	\$ 3,822,300	\$ 13,590,168

\*LOCAL MATCH FOR TRANSIT

\*\*DEPENDENT ON FUNDING AND APPLICATION APPROVALS BY MDT

(Table 10) - HIGHWAY/TRANSIT MULTI-YEAR IMPROVEMENT PROGRAM FISCAL YEAR 2013  
BILLINGS, MONTANA

PROJECT DESCRIPTION	PHASING	STP URBAN (STPU)	MT. AIR CONGESTION INITIATIVE (MACI)	EARMARKS (MT, NCPD DEMO)	SURFACE TRANSPORTATION ENHANCEMENT (STPE)		NATIONAL HWY SYSTEM (NHS) INTERSTATE MAINTENANCE (IM)	HSIP	TRANSIT SEC 5307	TRANSIT SEC 5309	TRANSIT SEC 5310**	TRANSIT SEC 5316**	TRANSIT SEC 5317**	TRANSADA	OTHER FUNDS*	TOTAL	
					UPP	CITY		COUNTY									
Estimated carryover balance		\$ 2,905,555	\$ 4,399,746	\$ 18,982,111													
Estimated allocation		\$ 2,587,036	\$ 835,170	\$ 18,982,111	\$ 493,249	\$ 195,006	\$ -	\$ 1,600,000	\$ 1,537,408	\$ -	\$ 125,000	\$ 150,000	\$ 65,000	\$ 70,000	\$ 3,556,830		
Estimated beginning balance		\$ 5,492,591	\$ 5,234,916	\$ 18,982,111													
TRANSIT OPERATING (7/12-6/13)									\$ 1,537,408						\$ 3,305,486	\$ 4,842,894	
REPLACEMENT VEHICLES											\$ 125,000				\$ 51,344	\$ 176,344	
MET SPECIALIZED TRANS.-OPERATING												\$ 150,000	\$ 65,000	\$ 70,000	\$ 155,000	\$ 440,000	
<b>SAFE ROUTES TO SCHOOL (SRTS)**</b>															\$ 45,000	\$ 45,000	
<b>MDT URBAN PAVEMENT PRESERVATION PROGRAM</b>	<b>CONST</b>							\$ 1,600,000								\$ 1,600,000	
<b>ENHANCEMENT PROJECTS, VARIOUS LOCATIONS</b>					\$ 493,249	\$ 195,006										\$ 688,255	
<b>TOTAL</b>		\$ -	\$ -	\$ -	\$ 493,249	\$ 195,006	\$ -	\$ 1,600,000	\$ 1,537,408	\$ -	\$ 125,000	\$ 150,000	\$ 65,000	\$ 70,000	\$ 3,556,830	\$ 7,792,493	
* LOCAL MATCH FOR TRANSIT FUNDING AND APPLICATION APPROVALS BY MDT				**DEPENDENT ON													



(Table 12) - BIENNIAL ELEMENT OCTOBER 1, 2009 - SEPTEMBER 30, 2011 (HIGHWAY)  
BILLINGS, MONTANA

PROJECT/PHASE	PROJECT NUMBER	PROJECT DESCRIPTION	TOTAL ESTIMATED	FEDERAL FUNDS	NON-FEDERAL FUNDS AND SOURCES	RECIPIENT OF FUNDS	RESPONSIBLE IMPLEMENTING
RIMROCK ROAD (SHILOH-54TH) (CONST.)	CM 1034(1)	CONSTRUCTION	150,000	129,870	20,130 STATE MATCH	MDT	MDT
6TH AVE. N TO BENCH BLVD. CONNECTION (Add'l PE)	CM 1099 (32)	NEW	202,909	175,679 FHWA	27,230 LOCAL MATCH	MDT	MDT
6TH AVE. N TO BENCH BLVD. CONNECTION (RW)	CM 1099 (32)	NEW	1,470,000	1,272,726 FHWA	197,274 LOCAL MATCH	MDT	MDT
PARKHILL/13TH INTERSECTION (IC/CONST)	HSIP 1099 51	INTERSECTION IMPROVEMENTS	746,030	671,427 FHWA	74,603 STATE MATCH	MDT	MDT
SIGNAL-SO FRONTAGE & ZOO DRIVE (CONST.)	HSIP 1011(5)	SIGNAL	265,002	238,502 FHWA	26,500 STATE MATCH	MDT	MDT
	IM 1011(5)	SIGNAL	265,045	241,827 FHWA	23,218 STATE MATCH	MDT	MDT
SF099 GRAND-DIVISION 17TH-SIGNAL (PE)	HSIP1004	INT	29,000	26,100 FHWA	2,900 STATE MATCH	MDT	MDT
GRAND-DIVISION TO 8TH (PE)	UPP 1004(9)	OVERLAY/COLD	41,118	35,600 FHWA	5,518 STATE MATCH	MDT	MDT
MOSSMAIN INTERCHANGE E. (IC/CONST.)	IM 90-8 (155)	REHAB/SAFETY	7,269,802	6,632,967 FHWA	636,835 STATE MATCH	MDT	MDT
2002 SAFETY IMPROVEMENTS (CONST.)	HSIP 1099(43)	SAFETY IMPROVEMENTS	1,027,706	924,935 FHWA	102,771 STATE/LOCAL MATCH	MDT	MDT
RAILROAD CROSSING-HESPER ROAD (CONST.)	RRP 56(71)	GRADE CROSSING IMPROVEMENTS	155,636	134,750 FHWA	20,886 STATE/LOCAL MATCH	MDT	MDT
CTEP PROJECTS (PE, RW, IC, CONST)	STPE VARIOUS			FHWA	LOCAL MATCH	MDT	MDT
CTEP PROJECTS-ARRA FUNDING (CONST.)	ARRA		1,000,000	1,000,000 FHWA	0	MDT	MDT
6TH AVE N. TO BENCH BLVD CONNECTION (IC, CONST.)	MT 1099(32)	NEW CONSTRUCTION	7,701,490	6,667,950 FHWA	1,033,540 LOCAL MATCH	MDT	MDT
BENCH BLVD-BILLINGS (Add'l PE)	MT 1036(1)	RECONSTRUCTION	350,000	303,030	46,970	MDT	MDT
BENCH BLVD-BILLINGS (RW)	MT 1036(1)	RECONSTRUCTION	439,274	380,323 FHWA	58,951 STATE MATCH	MDT	MDT
BENCH BLVD-BILLINGS (IC)	MT 1036(1)	RECONSTRUCTION	878,549	760,647 FHWA	117,902 STATE MATCH	MDT	MDT
BILLINGS-NORTH (CONST.)	NH 16-1(20)3	PAVEMENT PRESERVATION	2,652,900	2,296,881	356,019	MDT	MDT
PINEHILLS INT SE (CONST.)	IM 90-8(158)457	MINOR REHAB	6,779,900	6,185,981	593,919	MDT	MDT
GRAND-DIVISION TO 8TH (CONST.)	UPP 1004(9)	CONSTRUCTION	516,136	464,522 FHWA	45,214 STATE MATCH	MDT	MDT
OPERATION AND MAINTENANCE - STATE (PE/CONST.)	N/A	OP./MAINT.	446,000	0 FHWA	446,000 STATE	MDT	MDT
OPERATION AND MAINTENANCE - LOCAL (PE/CONST.)	N/A	OP./MAINT.	225,000	0 FHWA	225,000 LOCAL	MDT	MDT

(Table 13) - BIENNIAL ELEMENT JULY 1, 2009-JUNE 30, 2011 (TRANSIT)					
BILLINGS MONTANA					
PROJECT/FUNDING SOURCE	TOTAL EST COST	FEDERAL FUNDS AND SOURCES	NON-FEDERAL FUNDS AND SOURCES	RECIPIENT OF FUNDS	RESPONSIBLE IMPLEMENTING AGENCY
<b>FTA SECTION 5307</b>					
OPERATING PROJECT (7-1-09 TO 6-30-10)	4,723,904	1,417,608	3,306,296	CITY	CITY
OPERATING PROJECT (7-1-10 TO 6-30-11)	4,987,279	1,488,487	3,498,792	CITY	CITY
<b>FTA SECTION 5309</b>					
MET PARATRANSIT SERVICES-2010	308,750	247,000	61,750	CITY	CITY
<b>FTA SECTION 5310*</b>					
REPLACEMENT VEHICLES(2010)	138,070	110,456	27,614	STATE	VARIOUS LOCAL
REPLACEMENT VEHICLES (2011)	125,000	100,000	25,000	STATE	VARIOUS LOCAL
<b>TRANSADE*</b>					
MET SPECIALIZED TRANSIT OPERATING-2010	355,325	200,000	155,325	CITY	CITY
MET SPECIALIZED TRANSIT OPERATING-2011	462,963	250,000	212,963	CITY	CITY
<b>FTA SECTION 5316*</b>					
JARC OPERATING-2010	150,000	75,000	75,000	CITY	CITY
JARC OPERATING-2011	150,000	75,000	75,000	CITY	CITY
<b>FTA SECTION 5317*</b>					
OPERATING-2010	130,000	65,000	65,000	CITY	CITY
OPERATING-2011	130,000	65,000	65,000	CITY	CITY
*Dependent on Funding & Application Approvals by MDT		**Funding To Be Determined			