

(Table 3) -TRANSPORTATION REVENUE ESTIMATES (2012-2016)  
BILLINGS, MONTANA

YEAR	SURFACE TRANS PROGRAM (STP) (URBAN)*	MONTANA AIR CONGESTION INITIATIVE (MACI)*	EARMARKS (MT/NCPD/ DEMO)	SURFACE TRANSPORTATION ENHANCEMENT (CTEP)		NATIONAL HWY SYSTEM (NHS) INTERSTATE MAINTENANCE (IM)	STATE HSIP UPP RRP SRTS MDT-MACI BH BR	GAS TAX		TRANSIT SEC 5307	TRANSIT SEC 5310	TRANSIT SEC 5311	TRANSIT SEC 5316 JARC**	TRANSIT SEC 5317 NEW FREEDOM**	TRANSIT SEC 5339	TRANSADA	OTHER FUNDS (LOCAL)		TOTAL	
				CITY	COUNTY			CITY	COUNTY								OPER.	SEC.5310		
2012				CITY	\$ 493,249			CITY	\$ 1,764,579				\$ 150,000	\$ 85,000		**	OPER.	\$ 2,352,921		
	\$ 5,389,044	\$ 5,305,565	\$ 31,458,127	COUNTY	\$ 195,006	\$ 252,888	\$ 368,562	COUNTY	\$ 288,905	OPER.	\$ 1,428,517	\$ 125,000				\$ 50,000	SEC.5310	\$ 25,000	\$ 49,732,363	
2013				CITY	\$ 493,249			CITY	\$ 1,764,579				\$ 153,000	\$ 68,000		**	OPER.	\$ 2,399,979		
	\$ 2,587,036	\$ 1,043,888		COUNTY	\$ 195,006	\$ 100,000	\$ 5,890,104	COUNTY	\$ 288,905	OPER.	\$ 1,485,657	\$ 125,000				\$ 110,000	SEC.5310	\$ 25,000	\$ 16,556,403	
2014				CITY	\$ 493,249			CITY	\$ 1,764,579				\$ -	\$ -		**	OPER.	\$ 2,447,979		
	\$ 2,587,036	\$ 1,043,888		COUNTY	\$ 195,006	\$ 2,263,033	\$ 1,937,390	COUNTY	\$ 288,905	OPER.	\$ 1,543,083	\$ 148,200	\$ 390,000		0	\$ 195,000	\$ -	SEC.5310	\$ 25,000	\$ 15,322,348
2015				CITY	\$ 493,249			CITY	\$ 1,764,579				***	***		**	OPER.	\$ 2,496,939		
	\$ 2,587,036	\$ 1,043,888		COUNTY	\$ 195,006	\$ 1,600,000	\$ 50,000	COUNTY	\$ 288,905	OPER.	\$ 1,606,886	\$ 148,200			\$ 195,000	****	SEC.5310	\$ 25,000	\$ 12,494,688	
2016				CITY	\$ 493,249			CITY	\$ 1,764,579				***	***		**	OPER.	\$ 2,546,878		
	\$ 2,587,036	\$ 1,043,888		COUNTY	\$ 195,006	\$ 1,000,000	\$ 1,050,000	COUNTY	\$ 288,905	OPER.	\$ 1,671,162	\$ 148,200			\$ 195,000	****	SEC.5310	\$ 25,000	\$ 13,008,903	
TOTAL	\$ 15,737,188	\$ 9,481,117	\$ 31,458,127	CITY	\$ 2,466,245	\$ 5,215,921	\$ 9,296,056	CITY	\$ 8,822,895	OPER.	\$ 7,735,305	\$ 694,600	\$ 390,000	\$ 303,000	\$ 153,000	\$ 585,000	\$ 160,000	OPER.	\$ 12,244,696	\$ 107,114,705
				COUNTY	\$ 975,030			COUNTY	\$ 1,444,525								SEC.5310	\$ 125,000		

FUNDING PROJECTIONS ARE BASED ON BEST AVAILABLE INFORMATION AND ARE SUBJECT TO CHANGE GIVEN CURRENT FUNDING UNCERTAINTIES AND UNKNOWN IMPACTS OF FUTURE CONGRESSIONAL OR OTHER FEDERAL ACTIONS.

FEDERAL PROGRAM FUNDING AVAILABILITY MAY IMPACT THE SCHEDULING OF PROJECTS.

\* Includes carryover

\*\* Includes Non-Federal Match

\*\*\* 5316 & 5317 funding no longer available (2014-2016)

\*\*\*\*Transade funding no longer available (2014-2016)

<b>(TABLE 4-a) -TRANSPORTATION PRIORITY LIST</b>						
<b>BILLINGS, MONTANA</b>						
<b>RANK</b>	<b>PROJECT</b>	<b>TYPE OF WORK</b>	<b>PROJECT LENGTH</b>	<b>PHASE</b>	<b>ESTIMATED COST</b>	<b>FUNDING SOURCE</b>
<b>SURFACE TRANSPORTATION PROGRAM-URBAN (STPU)</b>						
	BENCH BLVD. NORTH - PHASE I (See also EARMARKS/DISCRETIONARY GRANTS)	Reconstruction		CONST.	\$300,720	STPU
	BENCH BLVD NORTH - PHASE II	Reconstruction		PE RW IC CONST.	See Earmarks \$965,000 \$1,896,672 \$12,462,601 15,324,273	CMAQ CMAQ STPU
	GRAND AVENUE	Reconstruction	1	PE RW IC CONST.	UNKNOWN UNKNOWN UNKNOWN UNKNOWN	
				TOTAL	\$0	
	32ND STREET WEST	Construction	1.5	PE RW IC CONST.	UNKNOWN UNKNOWN UNKNOWN UNKNOWN	
				TOTAL	\$0	
<b>MONTANA AIR CONGESTION INITIATIVE (MACI)</b>						
	<b>SEE BENCH BLVD NORTH-PHASE II UNDER STPU</b>					
<b>EARMARKS/DISCRETIONARY GRANTS</b>						
1	<u>6TH AVE NORTH TO BENCH BLVD. (CONNECTION)</u> Phase II Beyond the timeframe of this TIP.			PE RW IC CONST. LOCAL TOTAL		CMAQ/LOCAL     LOCAL
2	BENCH BLVD. NORTH Phase I	Reconstruction	3	PE RW IC CONST. CONST. TOTAL	\$2,707,324 \$620,000 \$590,157 \$4,561,070 \$300,720 \$8,779,271	MT MT MT MT STPU
	BENCH BLVD-NORTH - Phase II (See above)			PE	See above	
3	ZIMMERMAN TRAIL	Add climbing lane for portion of roadway Straighten Curve	1	PE RW/IC CONST. LOCAL TOTAL	\$424,242 \$103,896 \$4,665,320 \$806,542 \$6,000,000	MT MT MT LOCAL
4	BILLINGS BYPASS (aka North Bypass)	Environmental Review & Location Study	4	ENV  TOTAL	\$14,341,661 \$8,004,158 \$22,345,819	NCPD/DEMO MT
5	25TH STREET PEDESTRIAN BRIDGE	Purchase & replace historic bridge	N/A	TOTAL	\$54,457 \$8,441 \$62,898	TCSP LOCAL
<b>INTERSTATE MAINTENANCE (IM)</b>						
	VARIOUS PROJECTS	Pavement Preservation		PE/CONST	Per Project	IM
<b>NATIONAL HIGHWAY SYSTEM- (NH)</b>						
	MDT PREVENTIVE MAINTENANCE (2012/2014) 27th St-1st Ave S to Airport & Exposition Dr & 1st Ave N-Blgs	Pavement preservation		PE CONST	\$252,888 \$2,163,934 \$2,416,822	NH NH
	VARIOUS PROJECTS	Pavement preservation		PE/CONST	Per project	NH
<b>BRIDGE (BH, BR)</b>						
	2012 Scour Mitigation (Yellowstone River (Dick Johnson Bridge))			PE CONST	\$79,000 \$520,000 \$599,000	
	I-90 Yellowstone River-Billings (Construction beyond timeframe of this TIP)	Replace Bridges		PE CONST CONST	\$3,766,636 \$35,657,483 \$6,026,616 \$45,450,735	BR BR IM

TABLE 4(B)-TRANSPORTATION PRIORITY LIST				
BILLINGS, MONTANA				
SURFACE TRANSPORTATION PROGRAM-URBAN PAVEMENT PRESERVATION(UPP)				
VARIOUS PROJECTS 2012/2013	Pavement Preservation	PE/CONST.	\$	1,490,989 UPP(BIENNIAL)
Montana Ave-Billings & Laurel Road-Billings				
VARIOUS PROJECTS 2014-2016	Pavement Preservation	PE/CONST.	Per Project	UPP(BIENNIAL)
<b>SURFACE TRANSPORTATION PROGRAM-HIGHWAY SAFETY (HSIP)</b>				
SF099 BILLINGS GRAND 17TH SIG	Int/Upgrade Signals	PE	\$29,000	HSIP
		CONST	\$74,890	HSIP
		TOTAL	<u>\$103,890</u>	
SF 129-RNDABOUT KING 56TH	Roundabout	PE	\$354,171	HSIP
		RW/IC	\$160,928	HSIP
		CONST.	\$2,053,445	HSIP
		CE	\$308,081	HSIP
		TOTAL	<u>\$2,876,625</u>	
SF 129 BILLINGS WRNG WY-PH1	Signage	PE	\$62,280	HSIP
		CONST.	\$415,199	HSIP
		CE	\$62,280	HSIP
		TOTAL	<u>\$539,759</u>	
<b>SURFACE TRANSPORTATION PROGRAM-RAIL PROGRAM (RRP)</b>				
1ST AVENUE SOUTH	Circuitry Upgrade	N/A	PE	\$3,000
			CONST.	\$92,055
			TOTAL	<u>\$95,055</u>
<b>OTHER FUNDING</b>				
STP ENHANCEMENTS	Various Projects	OTHER	688,255	CTEP
SAFE ROUTES TO SCHOOL	Various Projects	OTHER	Per Project	SRTS
ANNUAL OPERATION AND MAINTENANCE	Various Projects	OTHER	225,000	LOCAL
ANNUAL OPERATION AND MAINTENANCE	Various Projects	OTHER	446,000	STATE
MDT-MACI	Equipment Purchase	OTHER	220,562	CMAQ/LOCAL
MDT-MACI	Signal Optimization	PE/OTHER	217,500	CMAQ/STATE
STATE FUNDED MAINTENANCE	Various Projects	OTHER	1,550,000	
		TOTAL	<u>\$3,347,317</u>	
** CONST. Estimates Include CE Costs				




(Table 5) -TRANSPORTATION PROJECT PRIORITY LIST BILLINGS, MONTANA	
SECTION/PROJECT	PROJECT ESTIMATE
<b>FTA SECTION 5307 (INCLUDES LOCAL FUNDS)</b>	
OPERATING PROJECT (7-1-2011 TO 6-30-2012)	3,781,438
OPERATING PROJECT (7-1-2012 TO 6-30-2013)	3,885,636
OPERATING PROJECT (7-1-2013 TO 6-30-2014)	3,993,062
OPERATING PROJECT (7-1-2014 TO 6-30-2015)	4,103,825
OPERATING PROJECT (7-1-2015 TO 6-30-2016)	4,218,040
TOTAL	\$19,982,001
<b>TRANSADE(INCLUDES LOCAL FUNDS)</b>	
MET SPECIALIZED TRANSPORTATION-OPERATING (2012)	88,514
MET SPECIALIZED TRANSPORTATION-OPERATING (2013)	195,607
MET SPECIALIZED TRANSPORTATION-OPERATING (2014)**	0
MET SPECIALIZED TRANSPORTATION-OPERATING (2015)**	0
MET SPECIALIZED TRANSPORTATION-OPERATING (2016)**	0
TOTAL	\$284,121
<b>FTA SECTION 5310(INCLUDES LOCAL FUNDS)</b>	
REPLACEMENT VEHICLES-TRANSIT (FY2012)	125,000
REPLACEMENT VEHICLES-TRANSIT (FY2013)	125,000
REPLACEMENT VEHICLES-TRANSIT (FY2014)	\$177,840
REPLACEMENT VEHICLES-TRANSIT (FY2015)	\$177,840
REPLACEMENT VEHICLES-TRANSIT (FY2016)	\$177,840
* DEPENDENT ON FUNDING AND APPLICATION APPROVALS BY MDT	
*TOTAL	\$783,520
<b>FTA SECTION 5309 (INCLUDES LOCAL FUNDS)</b>	
MET TRANSIT ITS(BUS LIVABILITY GRANT) (2013)	\$47,640
*TOTAL	\$47,640
<b>FTA SECTION 5311 (INCLUDES LOCAL FUNDS)</b>	
OPERATING PROJECT (FY2014)	\$780,000
*TOTAL	\$780,000
<b>FTA SECTION 5316 (INCLUDES LOCAL FUNDS)</b>	
JARC (OPERATING) 2012	\$ 300,000
JARC (OPERATING) 2013	\$ 306,000
JARC (OPERATING) 2014*	\$ -
JARC (OPERATING) 2015*	\$ -
JARC (OPERATING) 2016*	\$ -
TOTAL	\$606,000
<b>FTA SECTION 5317 (INCLUDES LOCAL FUNDS)</b>	
NEW FREEDOM (OPERATING) 2012	\$ 170,000
NEW FREEDOM (OPERATING) 2013	\$ 136,000
NEW FREEDOM (OPERATING) 2014*	\$ -
NEW FREEDOM (OPERATING) 2015*	\$ -
NEW FREEDOM (OPERATING) 2016*	\$ -
TOTAL	\$306,000
<b>FTA SECTION 5339 (INCLUDES LOCAL FUNDS)</b>	
CAPITAL PROJECTS 2012	\$ -
CAPITAL PROJECTS 2013	\$ -
CAPITAL PROJECTS 2014	\$ 234,000
CAPITAL PROJECTS 2015	\$ 234,000
CAPITAL PROJECTS 2016	\$ 234,000
TOTAL	\$702,000
*JARC & NEW FREEDOM FUNDING NO LONGER AVAILABLE 2014-2016	
** TRANSADE FUNDING NO LONGER AVAILABLE 2014-2016	
<b>TOTAL</b>	<b>\$23,491,282</b>

**TRANSPORTATION IMPROVEMENT PROGRAM (TIP) FY 2012-2016**

**(Table 6) - MULTI-YEAR STAGING PROGRAM  
CALENDAR YEARS 2012-2016  
BILLINGS, MONTANA**

<b>SURFACE TRANSPORTATION PROGRAM</b>	<b>2012</b>	<b>2013</b>	<b>2014</b>	<b>2015</b>	<b>2016</b>	<b>&gt;2016</b>
BENCH BLVD-NORTH - PHASE I		■				
BENCH BLVD-NORTH - PHASE II				■	■	
GRAND AVENUE					■	■
32ND STREET WEST					■	■
<b>MACI MT FUNDED</b>						
BENCH BLVD-NORTH-PHASE I		■				
BENCH BLVD-NORTH-PHASE II	■	■				
<b>VARIOUS FUNDED</b>						
NORTH BY PASS (ENVIRONMENTAL & LOCATION/DESIGN)	■	■				
CTEP PROJECTS (VARIOUS)				■	■	
BENCH BLVD. NORTH-PHASE I	■	■				
ZIMMERMAN TRAIL	■	■	■			
MDT PREVENTIVE MAINTENANCE (NH )	■		■	Per Project-----		
MDT PREVENTIVE MAINTENANCE (IM)	Per Project-----					
STP URBAN PAVEMENT PRESERVATION(UPP)	■		Per Project-----			
2012 SCOUR REMEDIATION	■	■				
I-90 YELLOWSTONE RIVER-BILLINGS		■				■
1ST AVENUE SOUTH (RR CIRCUITRY UPGRADE)		■				
INTERSECTION-MAIN ST/AIRPORT RD		■				
D5 INTERSTATE FENCING		■	■			
<b>SF 129-RNDABOUT KING 56TH</b>		■				
<b>SF 129-BILLINGS WRNG WY-PH1</b>		■				

\*\*\*ALL TIME FRAMES ARE APPROXIMATE

-  PRELIMINARY ENGINEERING
-  RIGHT OF WAY/UTILITIES
-  CONSTRUCTION

(Table 7) - HIGHWAY/TRANSIT MULTI-YEAR IMPROVEMENT PROGRAM FY 2012

BILLINGS, MONTANA																	
PROJECT DESCRIPTION	PHASING	STP URBAN (STPU)	MT AIR CONGESTION INITIATIVE (MACI)	EARMARKS (NCPD, DEMO, MT, TCSP)	SURFACE TRANSPORTATION ENHANCEMENT (STPE)		NATIONAL HWY SYSTEM (NHS) INT MAINTENANCE	HSIP UPP RRP SRTS** MDT MACI BRIDGE	TRANSIT SEC 5307	TRANSIT SEC 5309	TRANSIT SEC 5310**	TRANSIT SEC 5316 (JARC)**	TRANSIT 5317 (NEW FREEDOM)**	TRANSADE (STATE)	OTHER*	TOTAL	
					CITY	COUNTY											
Estimated carryover balance		\$ 2,802,008	\$ 3,076,539	\$31,395,229													
Estimated allocation		\$ 2,587,036	\$ 2,229,026	\$62,898	\$493,249	195,006	252,888	368,562	\$1,428,517	\$ -	\$125,000	\$150,000	\$85,000	\$50,000	\$2,507,921		
Estimated beginning balance		\$ 5,389,044	\$ 5,305,565	\$31,458,127													
SF099 GRAND-DIVISION 17TH -SIGNAL	PE							\$ 29,000									\$ 29,000
BENCH BLVD-BILLINGS PHASE II	RW		965,000														\$ 965,000
ZIMMERMAN TRAIL	PE			\$ 490,000													\$ 490,000
MDT-PREVENTATIVE MAINTENANCE - NH***	PE						\$ 252,888										\$ 252,888
MDT-URBAN PVMT PRESERVATION (UPP)	PE							\$ 40,000									\$ 40,000
2012-SCOUR MITIGATION****	PE							\$ 79,000									\$ 79,000
ENHANCEMENT PROJECTS-VARIOUS LOCATIONS	ALL				\$493,249	\$195,006											\$ 688,255
(25th STREET PEDESTRIAN BRIDGE)	CONST			\$ 62,898													\$ 62,898
SAFE ROUTES TO SCHOOL (SRTS)**	ALL																\$ -
MDT-MACI EQUIPMENT PURCHASE	OTHER							\$ 220,562									\$ 220,562
Adjustment-Airport Road	RW/IC	\$ 35,252															\$ 35,252
Adjustment-Shiloh Road	PE	\$ 16,094															\$ 16,094
TRANSIT OPERATING(7/2011-6/2012)	OPERATING								1,428,517							\$2,352,921	\$ 3,781,438
VEHICLE PURCHASES	PURCHASE										\$125,000						\$ 125,000
MET SPECIALIZED TRANS-OPERATING	OPERATING											\$150,000	\$85,000	\$50,000	\$155,000		\$ 440,000
MET TRANSIT ITS (LIVABILITY GRANT)	SOFTWARE PURCH									\$47,640							\$ 47,640
TOTAL		\$ 51,346	\$965,000	\$552,898	\$493,249	195,006	\$ 252,888	\$ 368,562	\$1,428,517	\$47,640	\$125,000	\$150,000	\$85,000	\$50,000	\$2,507,921		\$ 7,273,027

(Table 8) - HIGHWAY/TRANSIT MULTI-YEAR IMPROVEMENT PROGRAM FY2013

BILLINGS, MONTANA																
PROJECT DESCRIPTION	PHASING	STP URBAN (STPU)	MT. AIR CONGESTION INITIATIVE (MACI)	EARMARKS (NCPD, DEMO, MT)	SURFACE TRANSPORTATION ENHANCEMENT (STPE)		NATIONAL HWY SYSTEM (NHS)	HSIP/UPP RRP SRTS BRIDGE	TRANSIT SEC 5307	TRANSIT SEC 5309	TRANSIT SEC 5310 **	TRANSIT SEC 5316**	TRANSIT 5317**	TRANSADE	OTHER FUNDS*	TOTAL
					INTERSTATE MAINTENANCE (IM)											
				***	CITY	COUNTY										
Estimated carryover balance		\$ 5,337,698	\$ 4,340,565	\$ 30,905,229												
Estimated allocation		\$ 2,587,036	\$ 1,043,888		\$ 493,249	\$ 195,006	\$ 100,000	\$ 6,467,483	\$ 1,485,657	\$ -	\$ 125,000	\$ 153,000	\$ 68,000	\$ 110,000	\$ 2,609,979	
Estimated beginning balance		\$ 7,924,734	\$ 5,384,453	\$ 30,905,229												
BENCH BLVD-BILLINGS PHASE I	CONST	\$ 300,720		\$ 4,561,070												\$ 4,861,790
BENCH BLVD-BILLINGS PHASE II	IC		\$ 1,896,672													\$ 1,896,672
BILLINGS BYPASS	PE/DESIGN			\$ 5,000,000												\$ 5,000,000
I-90 YELLOWSTONE RIVER-BILLINGS	PE							\$ 3,766,636								\$ 3,766,636
MDT-PREVENTATIVE MAINTENANCE - IM	PE							\$ -								\$ -
MDT-PREVENTATIVE MAINTENANCE - NH	PE						\$ 100,000									\$ 100,000
MDT-URBAN PVMT PRES (UPP)***	CONST							\$ 1,466,413								\$ 1,466,413
2012-SCOUR MITIGATION****	CONST							\$ 520,000								\$ 520,000
1ST AVENUE SOUTH(RR Circuitry Upgrade)	CONST							\$ 92,055								\$ 92,055
ENHANCEMENT PROJECTS-VARIOUS LOCATIONS	ALL				\$ 493,249	\$ 195,006										\$ 688,255
SAFE ROUTES TO SCHOOL (SRTS)**	ALL							\$ 45,000							\$ 45,000	\$ 90,000
TRANSIT OPERATING (7/2012-6/2013)	OPERATING								\$ 1,485,657						\$ 2,399,979	\$ 3,885,636
VEHICLE PURCHASES	PURCHASE										\$ 125,000					\$ 125,000
MET SPECIALIZED TRANS	OPERATING											\$ 153,000	\$ 68,000	\$ 110,000	\$ 165,000	\$ 496,000
<b>SF 129 RNDABOUT KING 56TH</b>	<b>PE</b>							<b>\$ 354,171</b>								<b>\$ 354,171</b>
	<b>IC/RW</b>							<b>\$ 160,928</b>								<b>\$ 160,928</b>
<b>SF 129 BILLINGS WRNG WY-PHI</b>	<b>PE</b>							<b>\$ 62,280</b>								<b>\$ 62,280</b>
<b>TOTAL</b>		\$ 300,720	\$ 1,896,672	\$ 9,561,070	\$ 493,249	\$ 195,006	\$ 100,000	\$ 6,467,483	\$ 1,485,657	\$ -	\$ 125,000	\$ 153,000	\$ 68,000	\$ 110,000	\$ 2,609,979	\$ 23,565,836

\* LOCAL MATCH \*\* DEPENDENT ON FUNDING & APPLICATION APPROVAL BY MDT \*\*\* Montana Ave-Billings and Laurel Road-Billings \*\*\*\*One location in MPO planning area

(Table 9) - HIGHWAY/TRANSIT MULTI-YEAR IMPROVEMENT PROGRAM FISCAL YEAR 2014

BILLINGS, MONTANA																
PROJECT DESCRIPTION	PHASING	STP URBAN (STPU)	MT. AIR CONGESTION INITIATIVE (MACI)	EARMARKS (NCPD, DEMO, MT)	SURFACE TRANSPORTATION ENHANCEMENT (STPE)		NATIONAL HWY SYSTEM (NHS) INTERSTATE MAINTENANCE	STATE HSP/UPP RRP SRIS BRIDGE MDT-MACI	TRANSIT SEC 5307	TRANSIT SEC 5310 **	TRANSIT SEC 5311	TRANSIT SEC 5316**	TRANSIT 5317**	TRANSIT SEC 5339	OTHER FUNDS*	TOTAL
					CITY	COUNTY										
Estimated carryover balance		\$ 7,604,014	\$ 3,487,781	\$ 21,344,159	\$ -	\$ -										
Estimated allocation		\$ 2,587,036	\$ 1,043,888	\$ -	\$ 493,249	\$ 195,006	\$ 2,263,033	\$ 4,776,395	\$ 1,478,277	\$ 148,200	\$ 390,000	\$ -	\$ -	\$ 195,000	\$ 2,906,619	
Estimated beginning balance		\$ 10,191,050	\$ 4,531,669	\$ 21,344,159												
SF099-BILLINGS-GRAND 17TH SIG	CONST							\$ 74,890								\$ 74,890
ZIMMERMAN TRAIL	RW/IC			\$ 120,000												\$ 120,000
MDT-PREVENTATIVE MAINTENANCE - IM	PE						\$ 100,000									\$ 100,000
MDT-PREVENTATIVE MAINTENANCE - NH***\	CONST						\$ 2,163,033									\$ 2,163,033
MDT URBAN PAVEMENT PRESERVATION (UPP)	PE							\$ 50,000								\$ 50,000
ENHANCEMENT PROJECTS- VARIOUS LOCATIONS	ALL				\$ 493,249	\$ 195,006										\$ 688,255
SAFE ROUTES TO SCHOOL (SRTS)**	ALL							\$ 45,000								\$ 45,000
SIGNAL OPTIMIZATION	OTHER							\$ 217,500								\$ 217,500
TRANSIT OPERATING (7/2013-6/2014)	OPERATING								\$ 1,545,083						\$ 2,447,979	\$ 3,993,062
VEHICLE PURCHASES	PURCHASE									\$ 148,200					\$ 29,640	\$ 177,840
MET SPECIALIZED TRANS	OPERATING											****	****	****	\$ -	\$ -
TRANSIT OPERATING (7/2013-6/2014)	OPERATING										\$ 390,000				\$ 390,000	\$ 780,000
TRANSIT CAPITAL (7/2013-6/2014)	CAPITAL													\$ 195,000	\$ 39,000	\$ 234,000
INTERSECTION-MAIN ST/AIRPORT RD	PE/CONST							\$ 900,000								\$ 900,000
D5 INTERSTATE FENCING	PE/CONST							\$ 650,000								\$ 650,000
SF 129 RNDABOUT KING 56TH	CE/CONST							\$ 2,361,526								\$ 2,361,526
SF 129 BILLINGS WRNG WY-PHI	CE/CONST							\$ 477,479								\$ 477,479
TOTAL		\$ -	\$ -	\$ 120,000	\$ 493,249	\$ 195,006	\$ 2,263,033	\$ 4,776,395	\$ 1,545,083	\$ 148,200	\$ 390,000	\$ -	\$ -	\$ 195,000	\$ 2,906,619	\$ 13,032,585

\*LOCAL MATCH FOR TRANSIT \*\*DEPENDENT ON FUNDING AND APPLICATION APPROVALS BY MDT \*\*\* 27th St-1st Ave S to Airport and Exposition Dr & 1st Ave N-Blgs \*\*\*\*5316 & 5317 funding no longer available (2014) \*\*\*\*\*Transade funding no longer available (2014)

(Table 10) - HIGHWAY/TRANSIT MULTI-YEAR IMPROVEMENT PROGRAM FISCAL YEAR 2015  
BILLINGS, MONTANA

PROJECT DESCRIPTION	PHASING	STP URBAN (STPU)	MT. AIR CONGESTION INITIATIVE (MACI)	EARMARKS (MT, NCPD DEMO)	SURFACE TRANSPORTATION ENHANCEMENT (STPE)		NATIONAL HWY SYSTEM (NHS) INTERSTATE MAINTENANCE (IM)	HSIP UPP RRP SRTS BRIDGE	TRANSIT SEC 5307	TRANSIT SEC 5310**	TRANSIT SEC 5311	TRANSIT SEC 5316**	TRANSIT SEC 5317**	TRANSIT SEC 5339	TRANSADE	OTHER FUNDS*	TOTAL
					CITY	COUNTY											
Estimated carryover balance		\$ 10,191,050	\$ 4,531,660	\$ 21,224,129													
Estimated allocation		\$ 2,587,036	\$ 1,043,888		\$ 493,249	\$ 195,006	\$ 1,600,000		\$ 1,537,408	\$ 148,200	\$ 390,000	\$ -	\$ -	\$ 195,000	\$ -	\$ 3,000,579	
Estimated beginning balance		\$ 12,778,086	\$ 5,575,548	\$ 21,224,129													
ZIMMERMAN TRAIL	CONST			\$ 5,390,000													\$ 5,390,000
BENCH BLVD-BILLINGS PHASE II	CONST	\$ 12,462,601															\$ 12,462,601
MDT-PREVENTATIVE MAINTENANCE - IM	PE/CONST						\$ 1,500,000										\$ 1,500,000
MDT-PREVENTATIVE MAINTENANCE - NH	PE						\$ 100,000										\$ 100,000
MDT-URBAN PAVEMENT PRESERVATION (UPP)	CONST							\$ -									\$ -
ENHANCEMENT PROJECTS-VARIOUS LOCATIONS	ALL				\$ 493,249	\$ 195,006											\$ 688,255
SAFE ROUTES TO SCHOOL (SRTS)**	ALL							\$ 50,000								\$ 45,000	\$ 95,000
TRANSIT OPERATING (7/2014-6/2015)									\$ 1,606,886							\$ 2,496,939	\$ 4,103,825
REPLACEMENT VEHICLES										\$ 148,200						\$ 29,640	\$ 177,840
MET SPECIALIZED TRANS.-OPERATING												****	****	*****		*****	\$ -
TRANSIT OPERATING (7/2014-6/2015)	OPERATING										\$ 390,000					\$ 390,000	\$ 780,000
TRANSIT CAPITAL (7/2014-6/2015)	CAPITAL													\$ 195,000		\$ 39,000	\$ 234,000
TOTAL		\$ 12,462,601	\$ -	\$ 5,390,000	\$ 493,249	\$ 195,006	\$ 1,600,000	\$ 50,000	\$ 1,606,886	\$ 148,200	\$ 390,000	\$ -	\$ -	\$ 195,000	\$ -	\$ 3,000,579	\$ 25,531,521
*Local Match for Transit **Dependent on Funding & Application Approvals by MDT **** 5316 & 5317 funding no longer available (2015) ***** TRANSADE funding no longer available (2015)																	

(Table 11) - HIGHWAY/TRANSIT MULTI-YEAR IMPROVEMENT PROGRAM FISCAL YEAR 2016

BILLINGS, MONTANA

PROJECT DESCRIPTION	PHASING	STP URBAN (STPU)	MT. AIR CONGESTION INITIATIVE (MACI)	EARMARKS (MT, NCPD, DEMO)	SURFACE TRANSPORTATION ENHANCEMENT (STE)		NATIONAL HWY SYSTEM (NHS) INT MAINTENANCE (IM)	HSIP RRP	UPP SRTS** BRIDGE	TRANSIT SEC 5307	TRANSIT SEC 5310**	TRANSIT SEC 5311	TRANSIT SEC 5316**	TRANSIT SEC 5317**	TRANSIT SEC 5339	TRANSADE	OTHER FUNDS*	TOTAL	
					CITY	COUNTY													
Estimated carryover balance		\$ 315,485	\$ 5,575,548	\$ 15,834,159															
Estimated allocation		\$ 2,587,036	\$ 1,043,888	\$ -	\$ 493,249	\$ 195,006	\$ 1,000,000	\$ 1,050,000	\$ 1,671,162	\$ 148,200	\$ 390,000	0	0	\$ 195,000			\$ 3,005,518		
Estimated beginning balance		\$ 2,902,521	\$ 6,619,436	\$ 15,834,159															
MDT-PREVENTATIVE MAINTENANCE - IM	PE/CONST						\$ -												\$ -
MDT-PREVENTATIVE MAINTENANCE - NH	PE/CONST						\$ 1,000,000												\$ 1,000,000
MDT-URBAN PVMT PRES (UPP)	CONST							\$ 1,000,000											\$ 1,000,000
ENHANCEMENT PROJECTS-VARIOUS LOCATIONS	ALL				\$ 493,249	\$ 195,006													\$ 688,255
SAFE ROUTES TO SCHOOL (SRTS)	ALL							\$ 50,000											\$ 50,000
TRANSIT OPERATING (7/16-6/17)	Operating								\$ 1,671,162									\$ 2,546,878	\$ 4,218,040
VEHICLE REPLACEMENTS**	Purchase									\$ 148,200								\$ 29,640	\$ 177,840
MET SPECIALIZED TRANS.-OPERATING**	Operating												****	****		*****			\$ -
TRANSIT OPERATING (7/16-6/17)	Operating											\$ 390,000						\$ 390,000	\$ 780,000
TRANSIT CAPITAL (7/16-6/17)	Capital														\$ 195,000			\$ 39,000	\$ 234,000
<b>TOTAL</b>		\$ -	\$ -	\$ -	\$ 493,249	\$ 195,006	\$ 1,000,000	\$ 1,050,000	\$ 1,671,162	\$ 148,200	\$ 390,000	\$ -	\$ -	\$ 195,000	\$ -	\$ -	\$ 3,005,518	\$ 8,148,135	

\*Local Match for Transit    \*\*Dependent on Funding & Application Approvals by MDT    \*\*\*\* 5316 & 5317 funding no longer available (2016)    \*\*\*\*\*TRANSADE funding no longer available (2016)

(Table 12) - BIENNIAL ELEMENT OCTOBER 1, 2011 - SEPTEMBER 30, 2013 (HIGHWAY)  
BILLINGS, MONTANA

PROJECT/PHASE	PROJECT NUMBER	PROJECT DESCRIPTION	TOTAL ESTIMATE	FEDERAL FUNDS	NON-FEDERAL FUNDS AND SOURCES	RECIPIENT OF FUNDS	RESPONSIBLE IMPLEMENTING
SF099 GRAND-DIVISION 17TH-SIGNAL (PE)	HSIP 1004	UPGRADE/SIGNAL UPGRADE/SIGNAL	29,000	25,108 FHWA	3,892 STATE MATCH	MDT	MDT
BENCH BLVD-BILLINGS PHASE II (RW)	CM 1036( )	RECONSTRUCTION	1,567,915	1,357,501 FHWA	210,414 STATE MATCH	MDT	MDT
ZIMMERMAN TRAIL (PE)	MT 1001	ADD CLIMBING LN STRAIGHTEN CRVE	490,000	424,242 FHWA	65,758 LOCAL MATCH	MDT	MDT
MDT-PREVENTIVE MAINTENANCE (NH) (PE)	NH	MAINTENANCE MAINTENANCE	252,888	227,599 FHWA	25,289 STATE MATCH	MDT	MDT
MDT-URBAN PVMT PRESERVATION(UPP) (PE)	UPP 1020(20) & 1020(18)	PAVEMENT PRESERVATION	40,000	34,632 FHWA	5,368 STATE MATCH	MDT	MDT
2012 SCOUR MITIGATION (PE)	BH	REMEDICATION	79,000	72,080 FHWA	6,920 STATE MATCH	MDT	MDT
CTEP PROJECTS (PE, RW, IC, CONST)	STPE VARIOUS			FHWA	LOCAL MATCH	MDT	MDT
MDT-MACI EQUIPMENT PURCHASE (PURCHASE)	CM STWD(110)	SWEeper PURCHASE	220,562	190,963 FHWA	29,599 LOCAL MATCH	MDT	MDT
BENCH BLVD-BILLINGS PHASE I (CONST)	MT 1036( )	RECONSTRUCTION	4,561,070	3,948,974 FHWA	612,096 STATE MATCH	MDT	MDT
BENCH BLVD-BILLINGS PHASE I (CONST)	MT-STPU 1036( )	RECONSTRUCTION	300,720	260,363 FHWA	40,357 STATE MATCH	MDT	MDT
BENCH BLVD-BILLINGS PHASE II (IC)	CM 1036( )	RECONSTRUCTION	965,000	835,497 FHWA	129,503 STATE MATCH	MDT	MDT
BILLINGS BYPASS (PE-DESIGN)	MT	NEW CONST.	5,000,000	4,329,000 FHWA	671,000 STATE MATCH	MDT	MDT
I-90 YELLOWSTONE RIVER-BILLINGS (PE)	BR 90-	STRUCTURES STRUCTURES	3,766,636	3,389,972 FHWA	376,664 STATE MATCH	MDT	MDT
MDT-PREVENTIVE MAINTENANCE (NH) (PE/CONST.)	NH VARIOUS	MAINTENANCE MAINTENANCE	100,000	90,000 FHWA	10,000 STATE MATCH	MDT	MDT
MDT-URBAN PVMT PRESERVATION(UPP) (CONST)	UPP 1020(20)&1020(18)	PAVEMENT PRESERVATION	1,466,413	1,269,620 FHWA	196,793 STATE MATCH	MDT	MDT
2012-SCOUR MITIGATION (CONST)	BH	REMEDICATION	520,000	450,216 FHWA	69784 STATE MATCH		
1ST AVENUE SOUTH (CONST)	STPRP 1022(7)	RR CIRCUITRY UPGRADE	92,055	82,850 FHWA	9206 STATE MATCH		
OPERATION AND MAINTENANCE - STATE (PE/CONST.)	N/A	OP./MAINT.	446,000	0 FHWA	446,000 STATE	MDT	MDT
OPERATION AND MAINTENANCE - LOCAL (PE/CONST.)	N/A	OP./MAINT.	225,000	0 FHWA	225,000 LOCAL	MDT	MDT
<b>SF 129 RNDABOUT KING 56TH</b>	<b>N/A</b>	<b>ROUNDABOUT</b>	<b>2,876,625</b>	<b>HSIP</b>		<b>MDT</b>	<b>MDT</b>
<b>SF 129 BILLINGS WRNG WY-PH1</b>	<b>N/A</b>	<b>SIGNAGE</b>	<b>539,759</b>	<b>HSIP</b>		<b>MDT</b>	<b>MDT</b>

TRANSPORTATION IMPROVEMENT PROGRAM (TIP) FY 2012-2016

(Table 13) - BIENNIAL ELEMENT JULY 1, 2012-JUNE 30, 2014 (TRANSIT)

<b>BILLINGS MONTANA</b>					
PROJECT/FUNDING SOURCE	TOTAL EST COST	FEDERAL FUNDS AND SOURCES	NON-FEDERAL FUNDS AND SOURCES	RECIPIENT OF FUNDS	RESPONSIBLE IMPLEMENTING AGENCY
<b>FTA SECTION 5307</b>					
OPERATING PROJECT (7-1-11 TO 6-30-12)	3,781,438	1,428,517	2,352,921	CITY	CITY
OPERATING PROJECT (7-1-12 TO 6-30-13)	3,885,636	1,485,657	2,399,979	CITY	CITY
<b>FTA SECTION 5309</b>					
MET TRANSIT ITS (LIVABILITY GRANT	47,640	38,112	9,528	MDT	CITY
<b>FTA SECTION 5310*</b>					
REPLACEMENT VEHICLES(2012)	125,000	100,000	25,000	STATE	VARIOUS LOCAL
REPLACEMENT VEHICLES (2013)	125,000	100,000	25,000	STATE	VARIOUS LOCAL
<b>TRANSADE*</b>					
MET SPECIALIZED TRANSIT OPERATING-2012	200,000	100,000	100,000	CITY	CITY
MET SPECIALIZED TRANSIT OPERATING-2013	220,000	110,000	110,000	CITY	CITY
<b>FTA SECTION 5316*</b>					
JARC OPERATING-2012	150,000	75,000	75,000	CITY	CITY
JARC OPERATING-2013	153,000	76,500	76,500	CITY	CITY
<b>FTA SECTION 5317*</b>					
OPERATING-2012	170,000	85,000	85,000	CITY	CITY
OPERATING-2013	136,000	68,000	68,000	CITY	CITY