




West End Traffic Modeling Project

-  West End Traffic Modeling
-  Billings City Limits
-  Yellowstone County

