

# **BILLINGS URBAN AREA**

## **TRANSPORTATION IMPROVEMENT PROGRAM (TIP)**



### **FY 2015-2019 Amendment I - June 23, 2015**

**\*\*This document is funded in part through grants from the Federal Highway Administration and Federal Transit Administration, U.S. Department of Transportation. The contents of this document do not necessarily reflect the official views or policy of the U.S. Department of Transportation.**

**Prepared by:**

Yellowstone County Board of Planning  
Billings Metropolitan Planning Organization

**In Cooperation With:**

City of Billings  
Yellowstone County  
Yellowstone County Board of Planning  
Montana Department of Transportation  
Federal Highway Administration  
Federal Transit Administration

**Reviewed By:**

**Approval    Amendment I**

|                                      |          |          |
|--------------------------------------|----------|----------|
| Technical Advisory Committee         | 11/25/14 | 05/21/15 |
| Yellowstone County Board of Planning | 12/09/14 | 06/09/15 |
| Billings City Council                | 11/20/14 | 06/22/15 |
| Yellowstone County Commissioners     | 12/09/14 | 06/16/15 |

**Approved By:**

|  |          |          |
|--|----------|----------|
| Billings Policy Coordinating Committee | 12/16/14 | 06/23/15 |
| Montana Department of Transportation   | 01/29/15 |          |
| Federal Highway Administration         | 01/28/15 |          |
| Federal Transit Administration         | 01/28/15 |          |

**TABLE OF CONTENTS**

SIGNATURE PAGE.....1

INTRODUCTION.....2

FEDERAL REGULATIONS.....3

FINANCIAL RESOURCES .....3

AIR QUALITY CONSISTENCY .....4

CONFORMITY OF THE BILLINGS AREA TRANSPORTATION IMPROVEMENT PROGRAM  
WITH THE 1990 CLEAN AIR ACT .....4

TIP CONFORMITY .....5

ENERGY CONSERVATION CONSIDERATIONS .....6

PROGRAMMING OF NON-URBAN SYSTEM, FEDERAL AID AND STATE FUNDING .....6

PRIVATE ENTERPRISE PARTICIPATION .....12

**LIST OF TABLES**

TABLE 1: EXEMPT PROJECTS .....5

TABLE 2: REGIONALLY SIGNIFICANT PROJECTS ..... 6

TABLE 3: TRANSPORTATION REVENUE ESTIMATES (2015-2019) ..... 7

TABLES 4A-4C: TRANSPORTATION PRIORITY LIST ..... 8-9

TABLE 4D: BENCH BOULEVARD PROJECT.....11

TABLE 5: TRANSPORTATION PROJECT PRIORITY LIST FTA SECTIONS 5307, 5309, 5310, 5316, 5317 ..... 14

TABLE 6: MULTI-YEAR STAGING PROGRAM CALENDAR YEARS 2015-2019 ..... 15

TABLE 7: HIGHWAY/TRANSIT MULTI-YEAR IMPROVEMENT PROGRAM FY 2015..... 16

TABLE 8: HIGHWAY/TRANSIT MULTI-YEAR IMPROVEMENT PROGRAM FY 2016..... 17

TABLE 9: HIGHWAY/TRANSIT MULTI-YEAR IMPROVEMENT PROGRAM FY 2017..... 18

TABLE 10: HIGHWAY/TRANSIT MULTI-YEAR IMPROVEMENT PROGRAM FY 2018.....19

TABLE 11: HIGHWAY/TRANSIT MULTI-YEAR IMPROVEMENT PROGRAM FY 2019.....20

TABLE 12: BIENNIAL ELEMENT JULY 1, 2014-JUNE 30, 2016 (HIGHWAY).....21

TABLE 12: BIENNIAL ELEMENT OCTOBER 1, 2014-SEPTEMBER 30 2016 (TRANSIT).....22

**METROPOLITAN TRANSPORTATION PLANNING PROCESS  
SELF-CERTIFICATION**

The Billings Metropolitan Planning Organization for the Billings, Montana, urbanized area hereby certifies that the transportation planning process is addressing the major issues in the metropolitan planning area and is being conducted in accordance with all applicable requirements of:

- I. 49 U.S.C. Section 5303 and 23 U.S.C. 134 and CFR 450.334;
- II. Title VI of the Civil Rights Act of 1964, as amended (42 U.S.C 2000d-1 ) and 49 CFR, Part 21;
- III. Section 1101(b) of the SAFETEA-LU (Pub. L. 109-59) regarding the involvement of disadvantaged business enterprises in the FHWA and the FTA funded projects (49 CFR part 26);
- IV. The provision of the Americans With Disabilities Act of 1990 (42U.S.C. 12101 *et seq.*) and the U. S. DOT implementing regulation (49 CFR Parts 27, 37 and 38);
- V. The provisions of 49 CFR part 20 regarding restrictions on influencing certain activities; and
- VI. Sections 174 and 176(c) and (d) of the Clean Air Act as amended (42 U.S.C. 7504, 7506(c) and (d)), 40 CFR, part 93.
- VII. 49 U.S.C. 5332, prohibiting discrimination on the basis of race, color, creed, national origin, sex or age in employment or business opportunity.
- VIII. 23 CFR, part 230, regarding the implementation of an equal employment opportunity on Federal & Federal-aid highway construction contracts.
- IX. The Older Americans Act as amended (42 U.S.C. 6101), prohibiting discrimination on the basis of age in program or projects receiving Federal financial assistance.
- X. Section 324 of title 23 U.S.C. regarding the prohibition of discrimination based on gender.
- XI. Section 504 of the Rehabilitation Act of 1973 (29 U.S.C. 794) and 49 CFR, part 27 regarding discrimination against individuals with disabilities.

**Billings, Montana**

**Metropolitan Planning Organization**

---

**Signature/Date**

**Richard Clark, President-Yellowstone County Board of Planning**

## INTRODUCTION

### PREFACE

The Yellowstone County Board of Planning (YCBP) is the metropolitan planning organization (MPO) for the Billings metropolitan planning area. The Transportation Improvement Program (TIP) is the funding mechanism for transportation projects requesting federal dollars in the Billings urbanized area. All MPO's are required by the current Federal Highway Bill SAFETEA LU to produce a TIP and update it at least every four years. SAFETEA LU was signed into law by President Bush in 2005, and extended by President Obama through June 2012. The act and extensions authorized highway, highway safety, transit, and other surface transportation programs.

On July 6, 2012 Moving Ahead for Progress in the 21<sup>st</sup> Century (MAP-21) was signed into law. The law provides federal program funding through the end of Federal Fiscal Year 2014 and brings program structure changes that will be fully addressed in future long range transportation plans and TIPs. This document contains a list of all surface transportation projects requesting the use of federal funds. Local jurisdictions working through the Billings MPO's Policy Coordinating Committee (PCC) determine how the area's transportation system is developed and expanded.

### PURPOSE OF THE TIP

The TIP is a short-range program of highway and transit projects in the Billings metropolitan planning area and is prepared by YCBP staff in cooperation with state and local agencies. The basic purpose of the TIP is to provide the mechanism for scheduling federal funds for surface transportation projects, indicating regional priorities, and demonstrating a short range transportation vision for the area. A secondary purpose of the TIP is to provide information about other transportation projects in the planning area that are exempt from the TIP approval process such as projects that do not utilize federal funds.

### THE TIP PROCESS

The development of the TIP document is the responsibility of the Billings MPO and provides an opportunity for local officials to determine priorities and spending for federal highway and transit funds. Any transportation project located in the Billings metropolitan planning area must be included in the TIP prior to receiving federal funds. TIP projects must be included in the area's 20 year Transportation Plan, and are proposed for the TIP by local elected officials, transit operating officials, or state highway agencies. The TIP is reviewed and endorsed annually by the Billings MPO's PCC and may be modified through the TIP amendment process. The PCC includes a Billings City Council representative, the Chair of the Yellowstone County Commission, the President of the Yellowstone County Board of Planning and the District Administrator of the Montana Department of Transportation. After PCC endorsement, the TIP is submitted to the Montana Department of Transportation (MDT) and to the Federal Highway Administration and Federal Transit Administration for federal review of the document and approval of conformity and fiscal constraint determination.

**FEDERAL REGULATIONS**

The Transportation Improvement Program (TIP) is a required planning program for federally assisted highway and transit improvements for the Billings metropolitan planning area and the Montana Department of Transportation (MDT) over a five-year period. The principal focus is given to the first two years of the program, the Biennial Element, which contains projects that could be implemented between July 1, 2015 and June 30, 2017.

The TIP is prepared annually and is in conformance with 23 CFR, Part 450 324-330.

**FINANCIAL RESOURCES**

A range of federal funding sources is available to the Billings planning area for the purposes of funding transportation system improvements. Following is a list of those sources which, when available to the Billings area, are shown in the Transportation Improvement Program. Project implementation is indicated as expected to occur during the pertinent program year. Billings has had a favorable history of receiving federal earmarks as reflected in the table below.

BILLINGS FEDERAL EARMARK HISTORY – 2003 through 2012

| YEAR            | EARMARKS      |
|-----------------|---------------|
| 2003            | \$ 3,000,000  |
| 2004            | \$ 2,000,000  |
| 2005            | \$ 4,960,000  |
| 2006            | \$ 35,173,900 |
| 2007            | \$ 0.0        |
| 2008            | \$ 4,596,200  |
| 2009            | \$ 4,750,000  |
| 2010            | \$0.00        |
| 2011            | \$0.0         |
| 2012            | \$54,457      |
| TOTAL           | \$54,534,557  |
| 10 YEAR AVERAGE | \$5,453,455   |

FUNDING SOURCES

- Surface Transportation Program Urban (STPU)
- Surface Transportation Program Primary (STPP)
- National Highway System (NHS)
- Interstate Maintenance (IM)
- Highway-Railway Crossing Program (RRX)
- Transportation and Community and System Preservation (TCSP)
- Surface Transportation Enhancement (STPE)
- Highway Safety Improvement Program (HSIP)

- Bridge Replacement and Rehabilitation Program (HBRRP)
- Urban Pavement Preservation (UPP)
- Community Transportation Enhancement Program (CTEP)
- State Funded Construction (SFC)
- Congestion Mitigation Air Quality (CMAQ)
- Montana Air Congestion Initiative (MACI)
- FTA Section 5309 (Formerly Sec. 3)
- FTA Section 5307 (Formerly Sec. 9)
- FTA Section 5310 (Formerly Sec. 16)
- FTA Section 5316 Job Access and Reverse Commute (JARC)
- FTA Section 5317 New Freedom
- Congressionally Directed Funds (MT, NCPD, DEMO)
- Safe Routes to School (SRTS)

### **AIR QUALITY CONSISTENCY**

Billings was designated as a non-attainment area for both Total Suspended Particulates (TSP) and Carbon Monoxide (CO) on March 3, 1978, (Federal Register, Vol. 44, No. 150, page 45421, August 2, 1979). As such, Billings was required to prepare a Transportation Control Plan (TCP). The TCP identified strategies to mitigate the TSP and CO problems. The TCP is the Billings element of Montana's State Implementation Plan (SIP). The TIP is required to be, and is, consistent with the TCP as discussed in the Billings conformity statement.

In 1987 the standard for TSP was dropped, and a new standard for particulate matter under 10 microns in size (PM - 10) was adopted (7/1/87 at 52 FR 24854). The Environmental Protection Agency (EPA), has also adopted the PM 2.5 standard and Billings is considered to be in compliance with both of these new standards.

### **CONFORMITY OF THE BILLINGS AREA TRANSPORTATION IMPROVEMENT PROGRAM WITH THE 1990 CLEAN AIR ACT**

A portion of the Billings Urbanized Area, (Billings), was designated non-attainment for carbon monoxide (CO) on 3/3/78 (43 FR 8962) with a secondary classification of "unclassified". EPA approved the Billings CO Control Plan on 1/16/86 (51 FR 2397). Billings was then re-designated as "Not Classified" on 11/6/91 (56 FR 56697). The area meets the qualifications of the Clean Air Act (CAA) for classification as an attainment area for ozone.

The Billings "not classified" carbon monoxide (CO) nonattainment area was re-designated by the Environmental Protection Agency (EPA) to attainment for the CO National Ambient Air Quality Standards (NAAQS) with an approved limited maintenance plan effective April 22, 2002. Under a CO limited maintenance plan, the motor vehicle emissions budgeted may be treated as essentially non-constraining for the length of the maintenance period because growth would need to exceed reasonable expectations to create a violation of the NAAQS for transportation-related CO. Therefore conformity

demonstration using regional emissions analysis is not required; however, individual projects may still be required to conduct "hot spot" analysis.

As demonstrated in the following sections, the Transportation Improvement Program (TIP) satisfactorily meets the requirements established by the 1990 amendments to the CAA regarding the conformity of TIP's.

- The most recent estimates of CO mobile source emissions have been developed by the Analytical Services Section, Montana Department of Environmental Quality and are based upon development and transportation data provided by the Yellowstone County Board of Planning.

### **TRANSPORTATION CONTROL MEASURES**

Specific Transportation Control Measures have not been proposed for Billings recently, however, the SIP completed in 1986 included the widening of Exposition Drive (Main Street) and the signalization at Main Street and First Avenue North. Both of these projects were completed in 1983.

There are no Transportation Control Measures (TCM's) in the State Implementation Plan (SIP) and therefore there are no specific TCM's recommended for implementation in this TIP.

### **TIP CONFORMITY**

As a prerequisite for receiving Federal-aid transportation funds through the TIP, a determination must be made that the proposed transportation projects do not cause or contribute to violations of the carbon monoxide ambient air quality standards. An analysis, which meets the EPA conformity determination regulations specified in 40 CFR Part 51 was performed in conjunction with the development of the Billings Urban Area 2014 Long Range Transportation Plan. The plan was found to conform at the federal level November 10, 2014. The analysis appears in Section 4, pages 4-24 through 4-27 of the Plan document and is titled "Air Quality/Conformity". As the transportation projects in the TIP are contained in the Transportation Plan's analysis, a separate analysis for the TIP is not necessary.

There are no new regionally significant projects in this 2015-2019 Billings Urban Area TIP.

### **NEW PROJECTS EXEMPT FROM REGIONAL ANALYSIS-**

**(Table 1): EXEMPT PROJECTS**

| <b>Project</b>  | <b>Scope</b> | <b>Comments</b> |
|---|--------------|-----------------|
| Exposition Dr & 1 <sup>st</sup> Ave N-concrete pavement rehab                             |              |                 |
| 27 <sup>th</sup> St-1 <sup>st</sup> Ave S to Airport-mill/overlay (pavement preservation) |              |                 |
| 2012 Scour Mitigation-Bridge Scour Mitigation (Dick Johnson Bridge)                       |              |                 |
| I-90 Yellowstone River Bridge-Bridge Replacement  |              |                 |

**REGIONALLY SIGNIFICANT PROJECTS**

**(Table 2): REGIONALLY SIGNIFICANT PROJECTS**

| <b>Project</b>                           | <b>Scope</b>           | <b>Comments</b>  |
|--|------------------------|--|
| 6 <sup>th</sup> Avenue/Bench Connection  | Reconstruction         | Completed, section has functionally classified and added to Urban System |
| Billings Bypass<br>(aka North Bypass)    | Location/Environmental | Ongoing  |
| Bench Boulevard-Billings Phases I and II | Reconstruction         | Phase I letting in 2013<br>Phase II letting anticipated in 2015          |

**ENERGY CONSERVATION CONSIDERATIONS**

Energy impact analyses have been conducted as a part of the urban transportation planning process. In addition, increased attention has been given to energy conservation and contingency planning on a project specific basis.

As part of the 2009 update of the Billings Urban Area Transportation Plan, energy conservation was considered in each of the proposed alternative transportation networks.

The City of Billings has a well-developed transit system, and ride-sharing opportunities have been examined. Transit facilities and highway system proposals will continue to be considered in a comprehensive method through the adopted Transportation Planning process.

The detailed energy conservation analysis of specific projects has been conducted for each of the major highway construction projects recommended in the 2009 update of the Billings Urban Area Transportation Plan.

**PROGRAMMING OF NON-URBAN SYSTEM,  
FEDERAL AID AND STATE FUNDING**

Proposed projects involving federal-aid funding, other than urban system funding, that are proposed within existing rights-of-way and which are determined to not significantly change traffic patterns, may not be considered to be of appropriate scale to warrant a modification to a currently valid TIP.

When there is knowledge of such projects prior to the annual adoption of the TIP, each project will be included in the program. Generally, projects falling within this category are those which serve to preserve and maintain the integrity of the existing plant or facility such as: overlays to improve or maintain surface conditions; bridge expansion joints and deck repairs necessary to maintain structural and surface sufficiency; slope repair necessary to maintain drainage adequacy; etc. Projects of this nature will be identified by MDT with appropriate justification when requesting program approval of federal highway funds. Local urban area officials will be advised by the Department through the local planning process of the Department's intent to expend federal funds (non-urban system) for such improvements in their area.

(Table 3) -TRANSPORTATION REVENUE ESTIMATES (2015-2019)

| BILLINGS, MONTANA   |                                      |                      |   |                          |                                      |                                  |   |                                   |         |                      |                  |                     |                   |                           |                     |       |                      |                       |
|---------------------|--------------------------------------|----------------------|---|--------------------------|--------------------------------------|----------------------------------|---|-----------------------------------|---------|----------------------|------------------|---------------------|-------------------|---------------------------|---------------------|-------|----------------------|-----------------------|
| YEAR                | SURFACE TRANS PROGRAM (STP) (URBAN)* | CMAQ LOCAL           | MONTANA AIR CONGESTION INITIATIVE (MACI)* | EARMARKS (MT/NCPD/ DEMO) | SURFACE TRANSPORTATION ENHANCEMENT** | TRANSPORTATION ALTERNATIVES (TA) | NATIONAL HWY SYSTEM (NHS) INTERSTATE MAINTENANCE (IM) | STATE HSIP UPP RRP MDT-MACI BH BR | GAS TAX |                      | TRANSIT SEC 5307 |                     | TRANSIT SEC 5310  | TRANSIT SEC TRANSADE 5339 | OTHER FUNDS (LOCAL) | TOTAL |                      |                       |
| <b>CARRYFORWARD</b> | \$ 12,016,934                        | \$ 6,232,673         | \$ -                                      | \$ 25,141,588            | \$ 2,030,301                         |                                  |   |                                   |         |                      |                  |                     |                   |                           |                     |       | \$ 45,421,496        |                       |
| 2015                |                                      |                      |   |                          |                                      |                                  |   |                                   | CITY    | \$ 1,771,687         | OPER.            | \$ 1,718,629        |                   | \$ 117,000                |                     | OPER. | \$ 2,421,696         | \$ 6,029,012          |
|                     | \$ 2,489,770                         | \$ 1,432,171         | \$ 589,817                                |                          |                                      | \$ 195,400                       | \$ 3,285,555  | \$ 3,013,215                      | COUNTY  | \$ 291,791           | CAP              |                     | \$ 160,000        |                           | \$ 420,000          | CAP   | \$ 145,000           | \$ 12,022,719         |
| 2016                |                                      |                      |   |                          |                                      |                                  |   |                                   | CITY    | \$ 1,771,687         | OPER.            | \$ 1,718,629        |                   |                           |                     | OPER. | \$ 2,421,696         | \$ 5,912,012          |
|                     | \$ 2,489,770                         | \$ 1,432,171         | \$ 6,522,824                              |                          |                                      | \$ 700,000                       | \$ 2,656,720  | \$ 6,570,558                      | COUNTY  | \$ 291,791           | CAP              |                     | \$ 160,000        |                           | \$ 420,000          | CAP   | \$ 145,000           | \$ 21,388,834         |
| 2017                |                                      |                      |   |                          |                                      |                                  |   |                                   | CITY    | \$ 1,771,687         | OPER.            | \$ 1,718,629        |                   |                           |                     | OPER. | \$ 2,421,696         | \$ 5,912,012          |
|                     | \$ 2,489,770                         | \$ 1,432,171         | \$ 4,753,600                              |                          |                                      | \$ 700,000                       | \$ 21,310,839   | \$ 4,663,108                      | COUNTY  | \$ 291,791           | CAP              |                     | \$ 160,000        |                           | \$ 420,000          | CAP   | \$ 145,000           | \$ 36,366,279         |
| 2018                |                                      |                      |   |                          |                                      |                                  |   |                                   | CITY    | \$ 1,771,687         | OPER.            | \$ 1,718,629        |                   |                           |                     | OPER. | \$ 2,421,696         | \$ 5,912,012          |
|                     | \$ 2,489,770                         | \$ 1,432,171         | \$ 250,000                                |                          |                                      | \$ 700,000                       | \$ 12,052,476   | \$ 38,682,471                     | COUNTY  | \$ 291,791           | CAP              |                     | \$ 160,000        |                           | \$ 420,000          | CAP   | \$ 145,000           | \$ 56,623,679         |
| 2019                |                                      |                      |   |                          |                                      |                                  |   |                                   | CITY    | \$ 1,771,687         | OPER.            | \$ 1,718,629        |                   |                           |                     | OPER. | \$ 2,421,696         | \$ 5,912,012          |
|                     | \$ 2,489,770                         | \$ 1,432,171         | \$ 250,000                                |                          |                                      | \$ 700,000                       | \$ 2,500,000  | \$ 1,000,000                      | COUNTY  | \$ 291,791           | CAP              |                     | \$ 160,000        |                           | \$ 420,000          | CAP   | \$ 145,000           | \$ 9,388,732          |
| <b>TOTAL</b>        | <b>\$ 24,465,784</b>                 | <b>\$ 13,393,530</b> | <b>\$ 12,366,241</b>                      | <b>\$ 25,141,588</b>     | <b>\$ 2,030,301</b>                  | <b>\$ 2,995,400</b>              | <b>\$ 41,805,590</b>                                  | <b>\$ 53,929,352</b>              |         | <b>\$ 10,317,390</b> |                  | <b>\$ 8,593,145</b> | <b>\$ 800,000</b> | <b>\$ 117,000</b>         | <b>\$ 2,100,000</b> |       | <b>\$ 12,833,480</b> | <b>\$ 210,888,801</b> |

Given current funding uncertainties and unknown impacts of future congressional or other Federal actions, Federal funding available may affect the programming of projects.

\*Includes Non-Federal Match

\*\*Surface Transportation Enhancement (CTEP) funding no longer available after 2015

\*\*\*Funds to be transferred to 5307

| TABLE 4(a) -TRANSPORTATION PRIORITY LIST<br>BILLINGS, MONTANA |  |                |          |                |                |
|---|--|----------------|----------|----------------|----------------|
| PROJECT   | TYPE OF WORK                                 | PROJECT LENGTH | PHASE    | ESTIMATED COST | FUNDING SOURCE |
| <b>SURFACE TRANSPORTATION PROGRAM-URBAN (STPU)</b>            |  |                |          |                |                |
| BENCH BLVD-US 87 INTERSECTION                                 | Reconstruction                               |                | IC       | \$195,095      | STPU           |
|   |  |                | CN       | \$264,950      | STPU           |
|   |  |                | TOTAL    | \$460,045      |                |
| BENCH BLVD  | Reconstruction                               |                | RW       | \$525,000      | STPU           |
|   |  |                | IC       | \$5,018        | STPU           |
|   |  |                | TOTAL    | \$530,018      |                |
| BENCH BLVD HILLTOP/PEMBERTON                                  | Reconstruction                               |                | CN       | \$3,660,751    | STPU           |
|   |  |                | TOTAL    | \$3,660,751    |                |
| BILLINGS BYPASS   | New Construction                             | 5              | CN       | \$8,300,575    | STPU           |
|   |  |                | TOTAL    | \$8,300,575    |                |
| <b>CONGESTION MITIGATION AIR QUALITY (CMAQ) Local Match</b>   |  |                |          |                |                |
| BENCH BLVD HILLTOP/PEMBERTON                                  | Reconstruction                               |                | CN       | \$7,150,649    | CMAQ           |
|   |  |                | TOTAL    | \$7,150,649    |                |
| <b>MONTANA AIR CONGESTION INITIATIVE (MACI) State Match</b>   |  |                |          |                |                |
| MDT PREVENTIVE MAINTENANCE<br>27th St-1ST AVE S to AIRPORT    | Pavement preservation<br>Signal Optimization |                | CN       | \$4,503,600    | MACI           |
|   |  |                | TOTAL    | \$4,503,600    |                |
| UNDERPASS AVE IMPROVEMENTS                                    | Study  |                | OT       | \$309,337      | MACI           |
|   |  |                | PE       | \$0            |                |
|   |  |                | CN       | \$0            |                |
|   |  |                | TOTAL    | \$309,337      |                |
| AIRPORT RD & MAIN ST - BLGS                                   | Study  |                | OT       | \$152,503      | MACI           |
|   |  |                | PE       | \$0            |                |
|   |  |                | CN       | \$0            |                |
|   |  |                | TOTAL    | \$152,503      |                |
| BILLINGS SIGNAL UPGRADES                                      | Signal Optimization                          |                | OT       | \$320,869      | MACI           |
|   |  |                | TOTAL    | \$320,869      |                |
| LOCKWOOD SIGNALS - BILLINGS                                   | Signal Optimization                          |                | OT       | \$18,948       | MACI           |
|   |  |                | TOTAL    | \$18,948       |                |
| DOWNTOWN STATE SIGNALS BLGS                                   | Signals                                      |                | PE       | \$250,000      | MACI           |
|   |  |                | CN       | \$6,272,824    | MACI           |
|   |  |                | TOTAL    | \$6,522,824    |                |
| MDT-MACI  | Signal Optimization                          |                | PE/OTHER | \$1,000,000    | MACI           |
|   |  |                | TOTAL    | \$1,000,000    |                |
| <b>EARMARKS/DISCRETIONARY GRANTS</b>                          |  |                |          |                |                |
| BENCH BLVD-US 87 INTERSECTION                                 | Reconstruction                               | 3              | CN       | \$2,114,314    | MT             |
|   |  |                | TOTAL    | \$2,114,314    |                |
| ZIMMERMAN TRAIL   | Rockfall Mitigation                          | 1              | PE       | \$571,014      | MT             |
|   |  |                | CN       | \$988,521      | MT             |
|   |  |                | TOTAL    | \$1,559,535    |                |
| ZIMMERMAN TRAIL   | Roadway Improvements                         |                | PE       | \$563,614      | MT             |
|   |  |                | RW       | \$100,000      | MT             |
|   |  |                | CN       | \$4,972,528    | MT             |
|   |  |                | LOCAL    | \$880,373      | LOCAL          |
|   |  |                | TOTAL    | \$6,516,515    |                |
| BILLINGS BYPASS   | New Construction                             | 5              | PE/ENV   | \$7,422,021    | NCPD           |
|   |  |                | PE       | \$8,419,640    | MT/DEMO        |
|   |  |                | RW       | \$7,847,000    | MT             |
|   |  |                | TOTAL    | \$23,688,661   |                |
| <b>INTERSTATE MAINTENANCE (IM)</b>                            |  |                |          |                |                |
| VARIOUS PROJECTS  | Pavement Preservation                        |                | PE/CN    | Per Project    | IM             |
| D5 INTERSTATE FENCING<br>(only portion in MPO area)           | Fencing                                      |                | CN       | \$700,000      | IM             |
|   |  |                | TOTAL    | \$700,000      |                |
| PINEHILLS INTCH-PRYOR CR INTCH<br>(only portion in MPO area)  | Pavement Preservation                        |                | PE       | \$30,307       | IM             |
|   |  |                | CN       | \$857,250      | IM             |
|   |  |                | TOTAL    | \$887,557      |                |
| I-90 Yellowstone River-Billings                               | Replace Bridges                              |                | CN       | \$6,008,627    | IM             |
|   |  |                | TOTAL    | \$6,008,627    |                |

**TABLE 4(b)-TRANSPORTATION PRIORITY LIST  
BILLINGS, MONTANA**

| TABLE 4(b)-TRANSPORTATION PRIORITY LIST                                 |                          |   |       |              |  |      |
|---|--------------------------|---|-------|--------------|--|------|
| BILLINGS, MONTANA   |                          |   |       |              |  |      |
| <b>NATIONAL HIGHWAY SYSTEM - (NH)</b>                                   |                          |   |       |              |  |      |
| MDT PREVENTIVE MAINTENANCE  | Pavement Preservation    |   | ALL   | Per Project  |  | NH   |
| BILLINGS - NW   | Pavement Preservation    |   | CN    | \$4,439,700  |  | NH   |
|   |                          |   | TOTAL | \$4,439,700  |  |      |
| MAIN ST - BILLINGS  | Pavement Preservation    |   | CN    | \$1,514,700  |  | NH   |
|   |                          |   | TOTAL | \$1,514,700  |  |      |
| AIRPORT RD - ZIMMERMAN TRAIL  | Pavement Preservation    |   | PE    | \$75,690     |  | NH   |
|   |                          |   | CN    | \$2,227,383  |  | NH   |
|   |                          |   | TOTAL | \$2,303,073  |  |      |
| 27th St-1ST AVE S to A  | Pavement Preservation    |   | CN    | \$7,554,000  |  | NH   |
|   |                          |   | TOTAL | \$7,554,000  |  |      |
| BILLINGS BYPASS   | New Construction         | 5 | IC    | \$3,188,004  |  | NH   |
|   |                          |   | TOTAL | \$3,188,004  |  |      |
| EXPOSITION DR & 1ST AVE N BLGS  | Pavement Preservation    |   | PE    | \$126,989    |  | NH   |
|   |                          |   | CN    | \$1,257,185  |  | NH   |
|   |                          |   | TOTAL | \$1,384,174  |  |      |
| MT3-ZIMMERMAN TR INTRST IMPRV   | Intersection Improvement |   | PE    | \$376,134    |  | NH   |
|   |                          |   | RW    | \$94,032     |  | NH   |
|   |                          |   | IC    | \$62,688     |  | NH   |
|   |                          |   | CN    | \$1,316,466  |  | NH   |
|   |                          |   | TOTAL | \$1,849,320  |  |      |
| <b>BRIDGE (BH, BR)</b>  |                          |   |       |              |  |      |
| 2012 Scour Mitigation<br>(Yellowstone River (Dick Johnson Bridge))      | Mitigation               |   | PE    | \$79,000     |  | BH   |
|   |                          |   | CN    | \$520,000    |  | STPB |
|   |                          |   | TOTAL | \$599,000    |  |      |
| I-90 Yellowstone River-Billings   | Replace Bridges          |   | PE    | \$3,809,700  |  | BR   |
|   |                          |   | CN    | \$35,551,049 |  | BR   |
|   |                          |   | TOTAL | \$39,360,749 |  |      |
| <b>SURFACE TRANSPORTATION PROGRAM-URBAN PAVEMENT PRESERVATION (UPP)</b> |                          |   |       |              |  |      |
| 1ST AVE S-MINN AVE-13 ST-BLGS   | Pavement Preservation    |   | CN    | \$964,700    |  | UPP  |
|   |                          |   | TOTAL | \$964,700    |  |      |
| 4TH AVE N-13TH ST TO MAIN-BLG   | Pavement Preservation    |   | CN    | \$452,300    |  | UPP  |
|   |                          |   | TOTAL | \$452,300    |  |      |
| 6TH AVE N- 27TH TO 32ND (BLGS)  | Pavement Preservation    |   | PE    | \$63,076     |  | UPP  |
|   |                          |   | CN    | \$347,783    |  | UPP  |
|   |                          |   | TOTAL | \$410,859    |  |      |
| DIVISION STREET - BILLINGS  | Pavement Preservation    |   | PE    | \$63,076     |  | UPP  |
|   |                          |   | CN    | \$526,951    |  | UPP  |
|   |                          |   | TOTAL | \$590,027    |  |      |
| VARIOUS PROJECTS 2015-2019  | Pavement Preservation    |   | PE/CN | Per Project  |  | UPP  |
| <b>HIGHWAY SAFETY (HSIP)</b>  |                          |   |       |              |  |      |
| SF 129-RNDABOUT KING 56TH   | Roundabout               |   | PE    | \$705,817    |  | HSIP |
|   |                          |   | RW    | \$82,387     |  | HSIP |
|   |                          |   | IC    | \$54,925     |  | HSIP |
|   |                          |   | CN    | \$3,044,800  |  | HSIP |
|   |                          |   | TOTAL | \$3,887,929  |  |      |
| SF 139-RNDABOUT CENTRAL/56TH  | Roundabout               |   | PE    | \$349,219    |  | HSIP |
|   |                          |   | RW    | \$253,976    |  | HSIP |
|   |                          |   | IC    | \$126,988    |  | HSIP |
|   |                          |   | CN    | \$2,778,099  |  | HSIP |
|   |                          |   | TOTAL | \$3,508,282  |  |      |
| SF 139 13TH/PARKHILL SIGNAL   | Signal                   |   | PE    | \$65,780     |  | HSIP |
|   |                          |   | CN    | \$432,119    |  | HSIP |
|   |                          |   | TOTAL | \$497,899    |  |      |
| MT3-ZIMMERMAN TR INTRST IMPRV   | Intersection Improvement |   | CN    | \$2,131,422  |  | HSIP |
|   |                          |   | TOTAL | \$2,131,422  |  |      |
| SF-149 HILLCREST RIGHT TURN LN.   | Intersection Improvement |   | PE    | \$30,098     |  | HSIP |
|   |                          |   | CN    | \$300,975    |  | HSIP |
|   |                          |   | TOTAL | \$331,073    |  |      |
| SF 129 BILLINGS HORIZONTAL CURVE SIGNAGE                                | Signage                  |   | CN    | \$1,126,611  |  | HSIP |
|   |                          |   | TOTAL | \$1,126,611  |  |      |

| TABLE 4(c)-TRANSPORTATION PRIORITY LIST         |                          |  |       |             |            |
|---|--------------------------|--|-------|-------------|------------|
| BILLINGS, MONTANA                               |                          |  |       |             |            |
| SF-149 CLRS BILLINGS NORTH(only portion in MPC) | Centerline Rumble Strips |  | PE    | \$27,851    | HSIP       |
|   |                          |  | CN    | \$285,000   | HSIP       |
|   |                          |  | Total | \$312,851   |            |
| SF 149 - KING INTCH SFTY IMPRV                  | Safety                   |  | PE    | \$4,114     | HSIP       |
|   |                          |  | CN    | \$10,275    | HSIP       |
|   |                          |  | TOTAL | \$14,389    |            |
| VARIOUS SAFETY PROJECTS                         | Safety                   |  | ALL   | \$2,250,000 | HSIP       |
|   |                          |  |       | \$2,250,000 |            |
| <b>OTHER FUNDING</b>                            |                          |  |       |             |            |
| STP ENHANCEMENTS                                | Various Projects         |  | OTHER | \$2,030,301 | CTEP       |
| ANNUAL OPERATION AND MAINTENANCE                | Various Projects         |  | OTHER | \$225,000   | LOCAL      |
| ANNUAL OPERATION AND MAINTENANCE                | Various Projects         |  | OTHER | \$446,000   | STATE      |
| MDT-MACI  | Equipment Purchase       |  | OTHER | \$220,562   | CMAQ/LOCAL |
| TRANSPORTATION ALTERNATIVES PROGRAM             | Various Projects         |  | OTHER | Per Project | TA         |
| STATE FUNDED MAINTENANCE                        | Various Projects         |  | OTHER | \$1,300,000 | STATE      |
|   |                          |  | TOTAL | \$4,221,863 |            |
| CN Estimates Include CE Costs                   |                          |  |       |             |            |

(Table 4D): BENCH BOULEVARD PROJECT

| Project<br>Sponsor  | Description<br>Current TIP Est. Cost  | Phase        | Program Schedule |              |             |             |             | Funding     | State        | Federal     |
|---|---------------------------------------|--------------|------------------|--------------|-------------|-------------|-------------|-------------|--------------|-------------|
|   |                                       |              | Pre 2013         | 2014         | 2015        | 2016        | 2017        | Source      | 13.42%       | 86.58%      |
| Bench Blvd<br>UPN6041001                                  | Preliminary Engineering               | PE           | \$87,892         |              | \$20,298    |             |             | STPU        | \$14,519     | \$93,671    |
|   |                                       | PE           | \$2,990,428      |              | \$67,932    |             |             | MT-Earmark  | \$410,432    | \$2,647,928 |
|   |                                       | IC**         | \$1,269,416      |              | \$136,668   |             |             | MT-Earmark  | \$188,696    | \$1,217,388 |
|   |                                       | IC           |                  |              | \$5,018     |             |             | STPU        | \$673        | \$4,345     |
|   |                                       | RW           | \$1,585,000      |              |             |             |             | MT-Earmark  | \$212,707    | \$1,372,293 |
|   |                                       | RW           |                  |              | \$525,000   |             |             | STPU        | \$70,455     | \$454,545   |
|   |                                       | CN           | \$3,479,201      |              | -\$136,666  |             |             | MT-Earmark  | \$448,568    | \$2,893,967 |
|   |                                       | CN           | \$1,629,618      |              | -\$52,153   |             |             | STPU        | \$211,696    | \$1,365,769 |
|   | \$11,607,652                          | <b>Total</b> | \$11,041,555     | \$0          | \$566,097   | \$0         | \$0         | \$1,557,747 | \$10,049,905 |             |
| Bench Blvd<br>UPN6041002<br>BENCH BLVD-US 87 INTERSECTION | Reconstruction of roadway.            | IC           |                  |              | \$195,095   |             |             | STPU        | \$26,182     | \$168,913   |
|   |                                       | CN           |                  |              | \$2,114,314 |             |             | MT-Earmark  | \$283,741    | \$1,830,573 |
|   |                                       | CN           |                  |              | \$264,950   |             |             | STPU        | \$35,556     | \$229,394   |
|   |                                       |              | \$2,574,359      | <b>Total</b> | \$0         | \$0         | \$2,574,359 | \$0         | \$0          | \$345,479   |
| Bench Blvd<br>UPN6041003<br>BENCH BLVD-HILLTOP/PEMBERTON  | Reconstruction of roadway and bridge. |              |                  |              | \$5,036,394 | \$2,114,255 |             | CMAQ/MT*    | \$959,617    | \$6,191,032 |
|   |                                       | CN           |                  |              |             | \$3,660,751 |             | STPU        | \$491,273    | \$3,169,478 |
|   |                                       |              | \$10,811,400     | <b>Total</b> | \$0         | \$0         | \$5,036,394 | \$5,775,006 | \$0          | \$1,450,890 |
| <b>Totals</b>   |                                       |              | \$11,041,555     | \$0          | \$8,176,850 | \$5,775,006 | \$0         | \$3,354,116 | \$21,639,295 |             |

Funding projections are based on best available information and are subject to change given current funding uncertainties and unknown impacts of future congressional or other federal actions.

\*Excess apportionment being spent from CMAQ authority.

\*\* Includes non par funds of \$29,830

## ADVANCEMENT OF PROJECTS

It is mutually agreed that the first two years of this program is the best estimate of the project phase that will be undertaken during the Biennial timeframe. Occasionally, projects advance through the design process faster than anticipated. An approved project may accelerate into the next logical phase providing that the funding source does not change from that, which was initially identified in the TIP. Federal, State, and local governments have agreed that a TIP revision is not required in order to accelerate a specific project phase, so long as other planned work is not unduly delayed. The priorities with regard to the FTA Section 5307 projects in the Biennial Element are: 1) Operating Assistance.

- The priorities with regard to the FTA Section 5310 projects in the Biennial Element are: 1) Replacement vehicles for MET Special Transit, 2) Replacement vehicles for MET Special Transit.
- The priorities with regard to the FTA Section 5309 projects are: 1) Livability Grant for ITS.

## PRIVATE ENTERPRISE PARTICIPATION

Both the City of Billings and Yellowstone County have locally developed policies and procedures to examine opportunities for private sector participation in the provision of transit services and related support services. The City of Billings adopted resolution 86-15346 which states said policy and provides a process for implementation. The Council approved that resolution on July 7, 1986. Further, a Private Transportation Enterprise Participation Policy (PEP) and implementing procedures were adopted by the MPO's Technical Advisory Committee on April 24, 1986; by the Policy Coordinating Committee on May 8, 1986; and by the Yellowstone County Planning Board on May 13, 1986.

The City's MET Transit Department has examined various opportunities for private sector provision of services. The Department utilizes private tire firms to handle parts of servicing of the tire inventory. The Department also contracts with various private firms for radiator repair, air compressor rebuilds, as well as glass, bodywork on the vehicles, and occasional component rebuilds.

The required TIP documentation related to the PEP process is as follows:

- a) The City of Billings MET Transit System solicited the possible interest or involvement of the private sector in providing leased tires for the MET Transit fleet of coaches. In the spring of 1993, 1996, 2001, 2006 and 2011, a Request for Bids was sent to potentially interested private vendors and was also advertised in a local newspaper and a national transit journal. Bids are evaluated based on cost and ability to perform. Three firms requested bid packages. The current contract for the tire lease is in effect through August 31, 2012 with four additional one-year renewal options.
- b) No other proposals were received from the private sector.
- c) There are no known impediments to holding service out for competition.
- d) There are no known private sector complaints.

The Yellowstone County-City of Billings Planning Division has and will continue to follow its adopted policy and procedures regarding private sector participation. The mailing list of private providers has been updated and used to provide notice about TAC and PCC meetings, including those that deal with the Unified Planning Work Program, (UPWP), projects and process as well as the TIP process. Through these mailings the private providers are aware of the development of the proposed transit capital and operating projects as well as the proposed paratransit capital projects for the five years covered in the TIP.

## **FEDERAL TRANSIT ADMINISTRATION PROJECTS**

The Federal Transit Act funded projects, including FTA Section 5309 grant projects, (Biennial Element) are intended to insure the continued efficient operation, maintenance and administration of the MET Transit system fleet and facilities, including meeting federal regulations such as the Americans with Disabilities Act (ADA). The operating grants are for the fiscal years of July 2015 to June 2016 and July 2015 to June 2016 and the Section 5309 grant projects will permit Bus and Bus Facilities projects in Fiscal Years 2015-2016 through 2015-2016.

The vehicle purchases for MET Special Transit are projects to enable the City to continue providing the required specialized demand-responsive paratransit service for citizens who are unable to use the MET Transit System due to their disabling conditions. The projects to purchase vehicles for other entities will address some of the transportation needs of developmentally impaired or disabled residents.




**(Table 5) -TRANSPORTATION PROJECT PRIORITY LIST  
BILLINGS, MONTANA**

| <b>SECTION/PROJECT</b>                                  |   | <b>PROJECT ESTIMATE</b> |
|---|---|-------------------------|
| <b>FTA SECTION 5307 (INCLUDES LOCAL FUNDS)</b>          |   |                         |
|   | OPERATING PROJECT (7-1-2014 TO 6-30-2015) | 4,140,325               |
|   | OPERATING PROJECT (7-1-2015 TO 6-30-2016) | 4,140,325               |
|   | OPERATING PROJECT (7-1-2016 TO 6-30-2017) | 4,140,325               |
|   | OPERATING PROJECT (7-1-2017 TO 6-30-2018) | 4,140,325               |
|   | OPERATING PROJECT (7-1-2018 TO 6-30-2019) | 4,140,325               |
|   | <b>TOTAL</b>                              | <b>\$20,701,625</b>     |
| <b>FTA SECTION 5310(INCLUDES LOCAL FUNDS)</b>           |   |                         |
|   | REPLACEMENT VEHICLES-TRANSIT (FY2015)     | 192,000                 |
|   | REPLACEMENT VEHICLES-TRANSIT (FY2016)     | 192,000                 |
|   | REPLACEMENT VEHICLES-TRANSIT (FY2017)     | 192,000                 |
|   | REPLACEMENT VEHICLES-TRANSIT (FY2018)     | 192,000                 |
|   | REPLACEMENT VEHICLES-TRANSIT (FY2019)     | 192,000                 |
| * DEPENDENT ON FUNDING AND APPLICATION APPROVALS BY MDT |   |                         |
|   | <b>*TOTAL</b>                             | <b>\$960,000</b>        |
| <b>FTA SECTION 5311* #Funds transferred to 5307</b>     |   |                         |
|   | OPERATING PROJECT (2015)                  | 0                       |
|   | OPERATING PROJECT (2016)                  | 0                       |
|   | OPERATING PROJECT (2017)                  | 0                       |
| <b>FTA SECTION 5339 (INCLUDES LOCAL FUNDS)</b>          |   |                         |
|   | CAPITAL PROJECTS 2015                     | 525,000                 |
|   | CAPITAL PROJECTS 2016                     | 525,000                 |
|   | CAPITAL PROJECTS 2017                     | 525,000                 |
|   | CAPITAL PROJECTS 2018                     | 525,000                 |
|   | CAPITAL PROJECTS 2019                     | 525,000                 |
|   | <b>TOTAL</b>                              | <b>\$2,625,000</b>      |
| <b>TRANSADE (STATE FUNDED)</b>                          |   |                         |
|   | OPERATING PROJECT (2015)                  | \$117,000               |
|   | <b>TOTAL</b>                              | <b>\$117,000</b>        |
|   | <b>TOTAL</b>                              | <b>\$24,403,625</b>     |

**(Table 6) - MULTI-YEAR STAGING PROGRAM  
CALENDAR YEARS 2015-2019  
BILLINGS, MONTANA**

| <b>PROJECTS</b>                                | <b>2015</b>      | <b>2016</b>  | <b>2017</b>  | <b>2018</b>  | <b>2019</b>  | <b>&gt;2019</b> |
|--|------------------|--------------|--------------|--------------|--------------|-----------------|
| BENCH BLVD-BILLINGS                            |                  |              |              |              |              |                 |
| BENCH BLVD-US 87 INTERSECTION                  | Construction     |              |              |              |              |                 |
| BENCH BLVD-HILLTOP/PEMBERTON                   | Construction     | Construction |              |              |              |                 |
| BILLINGS BYPASS                                | Construction     | Construction |              | Construction | Construction |                 |
| BILLINGS BYPASS                                |                  |              |              |              |              |                 |
| TRANSPORTATION ALTERNATIVES PROJECTS (VARIOUS) | Per Project----- |              |              |              |              |                 |
| ZIMMERMAN TRAIL                                | Construction     |              | Construction |              |              |                 |
| MT3-ZIMMERMAN TR. INTERSECT. IMPROVE.          | Construction     |              |              | Construction |              |                 |
| D5 IM FENCING CHAINLINK                        | Construction     |              |              |              |              |                 |
| MDT PREVENTIVE MAINTENANCE (NH )               | Per Project----- |              |              |              |              |                 |
| MDT PREVENTIVE MAINTENANCE (IM)                | Per Project----- |              |              |              |              |                 |
| STP URBAN PAVEMENT PRESERVATION(UPP)           | Per Project----- |              |              |              |              |                 |
| 2012 SCOUR MITIGATION                          | Construction     |              |              |              |              |                 |
| I-90 YELLOWSTONE RIVER-BILLINGS                |                  | Construction |              | Construction |              |                 |
| SF 129-RNDABOUT KING 56TH                      |                  | Construction |              |              |              |                 |
| SF 129 BILLINGS HORIZONTAL CURVE SIGNAGE       |                  |              |              |              |              |                 |
| SF 139-RNDABOUT CENTRAL/56TH                   |                  |              | Construction |              |              |                 |
| SF 139-13TH/PARKHILL SIGNAL                    |                  | Construction |              |              |              |                 |
| 27TH ST. - 1ST AVE S TO AIRPORT                |                  |              | Construction |              |              |                 |
| 4TH AVE N - 13TH ST TO MAIN BLG                | Construction     |              |              |              |              |                 |
| BILLINGS SIGNAL UPGRADES                       | Construction     |              |              |              |              |                 |
| LOCKWOOD SIGNALS - BILLINGS                    | Construction     |              |              |              |              |                 |
| PINEHILLS INTCH-PRYOR CR INTCH                 | Construction     |              | Construction |              |              |                 |
| AIRPORT RD-ZIMMERMAN TRAIL                     | Construction     |              |              | Construction |              |                 |
| 6TH AVE N-27TH TO 32ND (BLGS)                  | Construction     |              | Construction |              |              |                 |
| DIVISION STREET - BILLINGS                     | Construction     |              |              |              |              |                 |
| SF-149 HILLCREST RIGHT TURN LN                 | Construction     | Construction |              |              |              |                 |
| SF-149 CLRS BILLINGS NORTH                     | Construction     |              |              |              |              |                 |
| SF-149 KING INTCH SFTY IMPRV                   | Construction     |              | Construction |              |              |                 |
| CTEP - VARIOUS PROJECTS                        | Construction     |              |              |              |              |                 |
| DOWNTOWN STATE SIGNALS BLGS                    |                  | Construction |              |              |              |                 |
| BILLINGS-NW                                    |                  |              | Construction |              |              |                 |
| MAIN ST BILLINGS                               |                  |              |              |              |              |                 |
| EXPOSITION DR & 1ST AVE                        |                  |              | Construction |              |              |                 |
| 1ST AVE S - MINN AVE 13TH ST BLGS              | Construction     |              |              |              |              |                 |

\*\*\*ALL TIME FRAMES ARE APPROXIMATE

|  |                         |
|--|-------------------------|
|  | PRELIMINARY ENGINEERING |
|  | RIGHT OF WAY/UTILITIES  |
|  | CONSTRUCTION            |

(Table 7) - HIGHWAY/TRANSIT MULTI-YEAR IMPROVEMENT PROGRAM FISCAL YEAR 2015  
BILLINGS, MONTANA

| PROJECT DESCRIPTION                                  | UPN  | PHASING     | STP URBAN (STPU) | CMAQ LOCAL   | MT. AIR CONGESTION INITIATIVE (MACI) | EARMARKS (MT, NCPD, DEMO) | SURFACE TRANSPORTATION PROJECTS STPE | TRANSPORTATION ALTERNATIVES PROGRAM (TA)** | NATIONAL HWY SYSTEM (NHS) INTERSTATE MAINTENANCE (IM) | HSP RRP BRIDGE | TRANSIT SEC 5307 | TRANSIT SEC 5310** | TRANSADA   | TRANSIT SEC 5339** | OTHER FUNDS* | TOTAL         |
|--|------|-------------|------------------|--------------|--------------------------------------|---------------------------|--------------------------------------|--|---|----------------|------------------|--------------------|------------|--------------------|--------------|---------------|
| Estimated carryover balance                          |      |             | \$ 12,016,934    | \$ 6,232,673 | \$ -                                 | \$ 25,141,588             | \$ 2,030,301                         | \$ -                                       |   |                |                  | \$ 27,000          |            |                    |              |               |
| Estimated allocation                                 |      |             | \$ 2,489,770     | \$ 1,432,171 | \$ -                                 |                           | \$ -                                 | \$ 195,400                                 | \$ 3,285,555  |                | \$ 1,718,629     | \$ 160,000         | \$ 117,000 | \$ 420,000         | \$ 2,566,696 |               |
| Estimated beginning balance                          |      |             | \$ 14,506,704    | \$ 7,664,844 | \$ -                                 | \$ 25,141,588             | \$ 2,030,301                         | \$ 195,400                                 |   |                |                  | \$ 187,000         |            |                    |              |               |
| MT3-ZIMMERMAN TR INTRSC IMPRV                        | 8888 | PE          |                  |              |                                      |                           |                                      |  | \$ 376,134  |                |                  |                    |            |                    |              | \$ 376,134    |
| BENCH BOULEVARD-BILLINGS                             | 6041 | RW          | \$ 525,000       |              |                                      |                           |                                      |  |   |                |                  |                    |            |                    |              | \$ 525,000    |
| BENCH BLVD-US 87 INTERSECTION                        | 6041 | IC/CN       | \$ 460,045       |              |                                      | \$ 2,114,314              |                                      |  |   |                |                  |                    |            |                    |              | \$ 2,574,359  |
| BENCH BLVD-HILLTOP/PEMBERTON                         | 6041 | CN          |                  | \$ 5,036,394 |                                      |                           |                                      |  |   |                |                  |                    |            |                    |              | \$ 5,036,394  |
| BILLINGS BYPASS                                      | 4199 | PE/RW       |                  |              |                                      | \$ 14,408,611             |                                      |  |   |                |                  |                    |            |                    |              | \$ 14,408,611 |
| ZIMMERMAN TRAIL                                      | 6040 | PE          |                  |              |                                      | \$ 563,614                |                                      |  |   |                |                  |                    |            |                    |              | \$ 563,614    |
| BILLINGS SIGNAL UPGRADES                             | 9007 | OT          |                  |              | \$ 320,869                           |                           |                                      |  |   |                |                  |                    |            |                    |              | \$ 320,869    |
| LOCKWOOD SIGNALS - BILLINGS                          | 9012 | OT          |                  |              | \$ 18,948                            |                           |                                      |  |   |                |                  |                    |            |                    |              | \$ 18,948     |
| TRAFFIC MITIGATION                                   |      | ALL         |                  |              | \$ 250,000                           |                           |                                      |  |   |                |                  |                    |            |                    |              | \$ 250,000    |
| MDT-PREVENTATIVE MAINTENANCE - IM                    |      | ALL         |                  |              |                                      |                           |                                      | \$ 1,500,000                               |   |                |                  |                    |            |                    |              | \$ 1,500,000  |
| D5 IM FENCING - CHAIN LINK (only portion in MPO)     | 8131 | CN          |                  |              |                                      |                           |                                      | \$ 700,000                                 |   |                |                  |                    |            |                    |              | \$ 700,000    |
| PINEHILLS INTCH-PRYOR CR INTCH (only portion in MPO) | 8986 | PE          |                  |              |                                      |                           |                                      | \$ 30,307                                  |   |                |                  |                    |            |                    |              | \$ 30,307     |
| MDT-PREVENTATIVE MAINTENANCE - NH                    |      | ALL         |                  |              |                                      |                           |                                      | \$ 350,000                                 |   |                |                  |                    |            |                    |              | \$ 350,000    |
| 27th St-1st Ave S to Airport                         | 7910 | IC/RW       |                  |              |                                      |                           |                                      | \$ 253,424                                 |   |                |                  |                    |            |                    |              | \$ 253,424    |
| AIRPORT RD - ZIMMERMAN TRAIL                         | 8987 | PE          |                  |              |                                      |                           |                                      | \$ 75,690                                  |   |                |                  |                    |            |                    |              | \$ 75,690     |
| MDT-URBAN PAVEMENT PRESERVATION (UPP)                |      | ALL         |                  |              |                                      |                           |                                      |  | \$ 500,000  |                |                  |                    |            |                    |              | \$ 500,000    |
| 1ST AVE S-MINN AVE-13 ST-BLGS                        | 8592 | CN          |                  |              |                                      |                           |                                      | \$ 964,700                                 |   |                |                  |                    |            |                    |              | \$ 964,700    |
| 4TH AVE N-13TH ST TO MAIN-BLG                        | 8593 | CN          |                  |              |                                      |                           |                                      | \$ 452,300                                 |   |                |                  |                    |            |                    |              | \$ 452,300    |
| 6TH AVE N- 27TH TO 32ND (BLGS)                       | 9003 | PE          |                  |              |                                      |                           |                                      | \$ 63,076                                  |   |                |                  |                    |            |                    |              | \$ 63,076     |
| DIVISION STREET - BILLINGS                           | 9004 | PE          |                  |              |                                      |                           |                                      | \$ 63,076                                  |   |                |                  |                    |            |                    |              | \$ 63,076     |
| ENHANCEMENT PROJECTS-VARIOUS LOCATIONS               |      | ALL         |                  |              |                                      |                           |                                      |  |   |                |                  |                    |            |                    |              | \$ -          |
| STPE PONDEROSA SCHOOL PATH - BILLINGS                | 8183 | CN          |                  |              |                                      |                           | \$ 176,800                           |  |   |                |                  |                    |            |                    |              | \$ 176,800    |
| STPE ARROWHEAD SCHOOL PATH - BILLINGS                | 8184 | CN          |                  |              |                                      |                           | \$ 82,500                            |  |   |                |                  |                    |            |                    |              | \$ 82,500     |
| STPE SWORDS PARK OUTLET TRAIL - BLGS                 | 8185 | CN          |                  |              |                                      |                           | \$ 117,900                           |  |   |                |                  |                    |            |                    |              | \$ 117,900    |
| STPE POLY DRIVE SCHOOL WALKS - BLGS                  | 8186 | CN          |                  |              |                                      |                           | \$ 95,500                            |  |   |                |                  |                    |            |                    |              | \$ 95,500     |
| STPE BROADWATER SCHL LSCAPE - BLGS                   | 8836 | CN          |                  |              |                                      |                           | \$ 188,795                           |  |   |                |                  |                    |            |                    |              | \$ 188,795    |
| STPE 19TH ST W WALKS - BLGS                          | 8837 | PE,CN       |                  |              |                                      |                           | \$ 130,956                           |  |   |                |                  |                    |            |                    |              | \$ 130,956    |
| STPE POLY DRIVE BIKE/PED - BLGS                      | 8838 | CN          |                  |              |                                      |                           | \$ 196,434                           |  |   |                |                  |                    |            |                    |              | \$ 196,434    |
| STPE 44TH ST W WALKS - BLGS                          | 8839 | PE,CN       |                  |              |                                      |                           | \$ 111,312                           |  |   |                |                  |                    |            |                    |              | \$ 111,312    |
| STPE WICKS LN PATH - BLGS                            | 8841 | PE,CN       |                  |              |                                      |                           | \$ 278,282                           |  |   |                |                  |                    |            |                    |              | \$ 278,282    |
| STPE BARRETT RD PATH - BLGS                          | 8842 | PE,CN       |                  |              |                                      |                           | \$ 143,277                           |  |   |                |                  |                    |            |                    |              | \$ 143,277    |
| STPE CALHOUN LN WALKS - BLGS                         | 8843 | CN          |                  |              |                                      |                           | \$ 188,795                           |  |   |                |                  |                    |            |                    |              | \$ 188,795    |
| STPE JACKSON ST WALKS - BLGS                         | 8822 | PE,CN       |                  |              |                                      |                           | \$ 236,266                           |  |   |                |                  |                    |            |                    |              | \$ 236,266    |
| STPE KING AVE TRAIL - BLGS                           | 8823 | PE,CN       |                  |              |                                      |                           | \$ 83,484                            |  |   |                |                  |                    |            |                    |              | \$ 83,484     |
| TRANSPORTATION ALTERNATIVES-VARIOUS LOCATIONS        |      | PE          |                  |              |                                      |                           |                                      | \$ 150,000                                 |   |                |                  |                    |            |                    |              | \$ 150,000    |
| TA BROADWATER AVE PATH-BILLINGS                      | 8701 | PE          |                  |              |                                      |                           |                                      | \$ 45,400                                  |   |                |                  |                    |            |                    |              | \$ 45,400     |
| SAFETY PROJECTS VARIOUS                              |      | PE/RW/IC/CN |                  |              |                                      |                           |                                      |  | \$ 250,000  |                |                  |                    |            |                    |              | \$ 250,000    |
| SF 129 RNDABOUT KING 56TH                            | 8052 | RW/IC       |                  |              |                                      |                           |                                      | \$ 138,000                                 |   |                |                  |                    |            |                    |              | \$ 138,000    |
| SF-149 HILLCREST RIGHT TURN LN.                      | 8904 | PE          |                  |              |                                      |                           |                                      | \$ 30,098                                  |   |                |                  |                    |            |                    |              | \$ 30,098     |
| SF-149 CLRS BILLINGS NORTH(only portion in MPO)      | 8906 | PE          |                  |              |                                      |                           |                                      | \$ 27,851                                  |   |                |                  |                    |            |                    |              | \$ 27,851     |
| SF 149 - KING INTCH SFTY IMPRV                       | 8941 | PE          |                  |              |                                      |                           |                                      | \$ 4,114                                   |   |                |                  |                    |            |                    |              | \$ 4,114      |
| 2012 SCOUR MITIGATION                                | 7960 | CN          |                  |              |                                      |                           |                                      |  | \$ 520,000  |                |                  |                    |            |                    |              | \$ 520,000    |
| TRANSIT OPERATING (7/2014-6/2015)                    |      |             |                  |              |                                      |                           |                                      |  |   |                | \$ 1,718,629     |                    | \$ 117,000 |                    | \$ 2,421,696 | \$ 4,257,325  |
| REPLACEMENT VEHICLES                                 |      |             |                  |              |                                      |                           |                                      |  |   |                |                  | \$ 187,000         |            |                    | \$ 40,000    | \$ 227,000    |
| TRANSIT CAPITAL (7/2014-6/2015)                      |      | CAPITAL     |                  |              |                                      |                           |                                      |  |   |                |                  |                    |            | \$ 420,000         | \$ 105,000   | \$ 525,000    |
| <b>TOTAL</b>   |      |             | \$ 985,045       | \$ 5,036,394 | \$ 589,817                           | \$ 17,086,539             | \$ 2,030,301                         | \$ 195,400                                 | \$ 3,285,555  | \$ 3,013,215   | \$ 1,718,629     | \$ 187,000         | \$ 117,000 | \$ 420,000         | \$ 2,566,696 | \$ 37,231,591 |

\*Local Match for Transit \*\*Dependent on Funding & Application Approvals by MDT \*\*\*FUNDS TO BE TRANSFERRED TO 5307

(Table 8) - HIGHWAY/TRANSIT MULTI-YEAR IMPROVEMENT PROGRAM FISCAL YEAR 2016

| BILLINGS, MONTANA   |             |              |                     |                     |                                      |                           |  |   |                     |                     |                    |                     |                    |                     |                      |
|---|-------------|--------------|---------------------|---------------------|--------------------------------------|---------------------------|--|---|---------------------|---------------------|--------------------|---------------------|--------------------|---------------------|----------------------|
| PROJECT DESCRIPTION   | UPN         | PHASING      | STP URBAN (STPU)    | CMAQ LOCAL          | MT. AIR CONGESTION INITIATIVE (MACI) | EARMARKS (MT, NCPD, DEMO) | TRANSPORTATION ALTERNATIVES PROGRAM (TA)** | NATIONAL HWY SYSTEM (NHS) INTERSTATE MAINTENANCE (IM) | HSIP UPP RRP BRIDGE | TRANSIT SEC 5307    | TRANSIT SEC 5310** | TRANSIT SEC 5311*** | TRANSIT SEC 5339** | OTHER FUNDS*        | TOTAL                |
| Estimated carryover balance                                   |             |              | \$ 13,721,659       | \$ 2,628,450        |                                      | \$ 8,055,049              | \$ -                                       |   |                     |                     | \$ -               |                     |                    |                     |                      |
| Estimated allocation  |             |              | \$ 2,489,770        | \$ 1,432,171        | \$ -                                 | \$ -                      | \$ 701,096                                 | \$ 2,656,720  | \$ 6,570,558        | \$ 1,718,629        | \$ 160,000         | \$ -                | \$ 420,000         | \$ 2,566,696        |                      |
| Estimated beginning balance                                   |             |              | \$ 16,211,429       | \$ 4,060,622        | \$ -                                 | \$ 8,055,049              | \$ 701,096                                 |   |                     |                     | \$ 160,000         |                     |                    |                     |                      |
| <b>MT3-ZIMMERMAN TR INTRSCCT IMPRV</b>                        | <b>8888</b> | <b>RW/IC</b> |                     |                     |                                      |                           |  | <b>\$ 156,720</b>                                     |                     |                     |                    |                     |                    |                     | <b>\$ 156,720</b>    |
| ZIMMERMAN TRAIL   | 6040        | RW           |                     |                     |                                      | \$ 100,000                |  |   |                     |                     |                    |                     |                    |                     | \$ 100,000           |
| BENCH BLVD-HILLTOP/PEMBERTON                                  | 6041        | CN           | \$ 3,660,751        | \$ 2,114,255        |                                      |                           |  |   |                     |                     |                    |                     |                    |                     | \$ 5,775,006         |
| TRAFFIC MITIGATION  |             | ALL          |                     |                     | \$ 250,000                           |                           |  |   |                     |                     |                    |                     |                    |                     | \$ 250,000           |
| DOWNTOWN STATE SIGNALS BLGS                                   | 8036        | CN           |                     |                     | \$ 6,272,824                         |                           |  |   |                     |                     |                    |                     |                    |                     | \$ 6,272,824         |
| MDT-PREVENTATIVE MAINTENANCE - IM                             |             | ALL          |                     |                     |                                      |                           |  | \$ 1,500,000  |                     |                     |                    |                     |                    |                     | \$ 1,500,000         |
| MDT-PREVENTATIVE MAINTENANCE - NH                             |             | ALL          |                     |                     |                                      |                           |  | \$ 1,000,000  |                     |                     |                    |                     |                    |                     | \$ 1,000,000         |
| MDT-URBAN PVMT PRES (UPP)                                     |             | ALL          |                     |                     |                                      |                           |  |   | \$ 500,000          |                     |                    |                     |                    |                     | \$ 500,000           |
| TRANSPORTATION ALTERNATIVES-VARIOUS LOCATIONS                 |             | ALL          |                     |                     |                                      |                           | \$ 380,000                                 |   |                     |                     |                    |                     |                    |                     | \$ 380,000           |
| TA BROADWATER AVE PATH-BILLINGS                               |             | CN           |                     |                     |                                      |                           | \$ 321,096                                 |   |                     |                     |                    |                     |                    |                     | \$ 321,096           |
| SAFETY PROJECTS VARIOUS                                       |             | PE/RW/IC/CN  |                     |                     |                                      |                           |  |   | \$ 500,000          |                     |                    |                     |                    |                     | \$ 500,000           |
| SF 129 RNDABOUT KING 56TH                                     | 8052        | CN           |                     |                     |                                      |                           |  |   | \$ 3,044,800        |                     |                    |                     |                    |                     | \$ 3,044,800         |
| SF 139 13TH/PARKHILL SIGNAL                                   | 8610        | CN           |                     |                     |                                      |                           |  |   | \$ 432,119          |                     |                    |                     |                    |                     | \$ 432,119           |
| SF 129 BILLINGS HORIZONTAL CURVE SIGNAGE(only portion in MPO) | 7990        | CN           |                     |                     |                                      |                           |  |   | \$ 1,126,700        |                     |                    |                     |                    |                     | \$ 1,126,700         |
| SF 139-CENTRAL & 56TH RNDABOUT                                | 8611        | RW/IC        |                     |                     |                                      |                           |  |   | \$ 380,964          |                     |                    |                     |                    |                     | \$ 380,964           |
| <b>SF-149 CLRS BILLINGS NORTH(only portion in MPO)</b>        | <b>8906</b> | <b>CN</b>    |                     |                     |                                      |                           |  |   | <b>\$ 285,000</b>   |                     |                    |                     |                    |                     | <b>\$ 285,000</b>    |
| <b>SF-149 HILLCREST RIGHT TURN LN.</b>                        | <b>8904</b> | <b>CN</b>    |                     |                     |                                      |                           |  |   | <b>\$ 300,975</b>   |                     |                    |                     |                    |                     | <b>\$ 300,975</b>    |
| TRANSIT OPERATING (7/16-6/17)                                 |             | Operating    |                     |                     |                                      |                           |  |   |                     | \$ 1,718,629        |                    |                     |                    | \$ 2,421,696        | \$ 4,140,325         |
| VEHICLE REPLACEMENTS**  |             | Purchase     |                     |                     |                                      |                           |  |   |                     |                     | \$ 160,000         |                     |                    | \$ 40,000           | \$ 200,000           |
| TRANSIT CAPITAL (7/16-6/17)                                   |             | Capital      |                     |                     |                                      |                           |  |   |                     |                     |                    |                     | \$ 420,000         | \$ 105,000          | \$ 525,000           |
| <b>TOTAL</b>  |             |              | <b>\$ 3,660,751</b> | <b>\$ 2,114,255</b> | <b>\$ 6,522,824</b>                  | <b>\$ 100,000</b>         | <b>\$ 701,096</b>                          | <b>\$ 2,656,720</b>                                   | <b>\$ 6,570,558</b> | <b>\$ 1,718,629</b> | <b>\$ 160,000</b>  | <b>\$ -</b>         | <b>\$ 420,000</b>  | <b>\$ 2,566,696</b> | <b>\$ 27,191,529</b> |

\*Local Match for Transit \*\*Dependent on Funding & Application Approvals by MDT \*\*\*FUNDS TO BE TRANSFERRED TO 5307

(Table 9) - HIGHWAY/TRANSIT MULTI-YEAR IMPROVEMENT PROGRAM FISCAL YEAR 2017

| BILLINGS, MONTANA                                    |      |             |                  |              |                                      |                           |  |   |                     |                  |                    |                     |                    |              |               |
|--|------|-------------|------------------|--------------|--------------------------------------|---------------------------|--|---|---------------------|------------------|--------------------|---------------------|--------------------|--------------|---------------|
| PROJECT DESCRIPTION                                  | UPN  | PHASING     | STP URBAN (STPU) | CMAQ LOCAL   | MT. AIR CONGESTION INITIATIVE (MACI) | EARMARKS (MT, NCPD, DEMO) | TRANSPORTATION ALTERNATIVES PROGRAM (TA)** | NATIONAL HWY SYSTEM (NHS) INTERSTATE MAINTENANCE (IM) | HSIP UPP RRP BRIDGE | TRANSIT SEC 5307 | TRANSIT SEC 5310** | TRANSIT SEC 5311*** | TRANSIT SEC 5339** | OTHER FUNDS* | TOTAL         |
| Estimated carryover balance                          |      |             | \$ 12,550,678    | \$ 1,946,367 |                                      | \$ 7,955,049              | \$ -                                       |   |                     |                  |                    |                     |                    |              |               |
| Estimated allocation                                 |      |             | \$ 2,489,770     | \$ 1,432,171 | \$ -                                 | \$ -                      | \$ 700,000                                 | \$ 21,310,839   | \$ 4,663,108        | \$ 1,718,629     | \$ 160,000         | \$ -                | \$ 420,000         | \$ 3,447,069 |               |
| Estimated beginning balance                          |      |             | \$ 15,040,448    | \$ 3,378,538 | \$ -                                 | \$ 7,955,049              | \$ 700,000                                 |   |                     |                  | \$ 160,000         |                     |                    |              |               |
| BILLINGS BYPASS                                      | 4199 | IC          |                  |              |                                      |                           |  | \$ 3,188,004  |                     |                  |                    |                     |                    |              | \$ 3,188,004  |
| ZIMMERMAN TRAIL                                      | 6040 | CN          |                  |              |                                      | \$ 4,972,528              |  |   |                     |                  |                    |                     |                    | \$ 880,373   | \$ 5,852,901  |
| TRAFFIC MITIGATION                                   |      | ALL         |                  |              | \$ 250,000                           |                           |  |   |                     |                  |                    |                     |                    |              | \$ 250,000    |
| MDT-PREVENTATIVE MAINTENANCE - IM                    |      | ALL         |                  |              |                                      |                           |  | \$ 1,500,000  |                     |                  |                    |                     |                    |              | \$ 1,500,000  |
| PINEHILLS INTCH-PRYOR CR INTCH (only portion in MPO) | 8986 | CN          |                  |              |                                      |                           |  | \$ 857,250  |                     |                  |                    |                     |                    |              | \$ 857,250    |
| MDT-PREVENTATIVE MAINTENANCE - NH                    |      | ALL         |                  |              |                                      |                           |  | \$ 1,000,000  |                     |                  |                    |                     |                    |              | \$ 1,000,000  |
| BILLINGS - NW  | 8721 | CN          |                  |              |                                      |                           |  | \$ 4,439,700  |                     |                  |                    |                     |                    |              | \$ 4,439,700  |
| MAIN ST - BILLINGS                                   | 8717 | CN          |                  |              |                                      |                           |  | \$ 1,514,700  |                     |                  |                    |                     |                    |              | \$ 1,514,700  |
| 27th St-1st Ave S to Airport                         | 7910 | CN          |                  |              | \$ 4,503,600                         |                           |  | \$ 7,554,000  |                     |                  |                    |                     |                    |              | \$ 12,057,600 |
| EXPOSITION DR & 1st AVE                              | 7908 | CN          |                  |              |                                      |                           |  | \$ 1,257,185  |                     |                  |                    |                     |                    |              | \$ 1,257,185  |
| MDT-URBAN PVMT PRES (UPP)                            |      | ALL         |                  |              |                                      |                           |  |   | \$ 500,000          |                  |                    |                     |                    |              | \$ 500,000    |
| 6TH AVE N- 27TH TO 32ND (BLGS)                       | 9003 | CN          |                  |              |                                      |                           |  |   | \$ 347,783          |                  |                    |                     |                    |              | \$ 347,783    |
| DIVISION STREET - BILLINGS                           | 9004 | CN          |                  |              |                                      |                           |  |   | \$ 526,951          |                  |                    |                     |                    |              | \$ 526,951    |
| TRANSPORTATION ALTERNATIVES-VARIOUS LOCATIONS        |      | ALL         |                  |              |                                      |                           | \$ 700,000                                 |   |                     |                  |                    |                     |                    |              | \$ 700,000    |
| SAFETY PROJECTS VARIOUS                              |      | PE/RW/IC/CN |                  |              |                                      |                           |  |   | \$ 500,000          |                  |                    |                     |                    |              | \$ 500,000    |
| SF 139-CENTRAL & 56TH RNDABOUT                       | 8611 | CN          |                  |              |                                      |                           |  |   | \$ 2,778,099        |                  |                    |                     |                    |              | \$ 2,778,099  |
| SF 149 - KING INTCH SFTY IMPRV                       | 8941 | CN          |                  |              |                                      |                           |  |   | \$ 10,275           |                  |                    |                     |                    |              | \$ 10,275     |
| TRANSIT OPERATING (7/16-6/17)                        |      | Operating   |                  |              |                                      |                           |  |   |                     | \$ 1,718,629     |                    |                     |                    | \$ 2,421,696 | \$ 4,140,325  |
| VEHICLE REPLACEMENTS**                               |      | Purchase    |                  |              |                                      |                           |  |   |                     |                  | \$ 160,000         |                     |                    | \$ 40,000    | \$ 200,000    |
| TRANSIT CAPITAL (7/16-6/17)                          |      | Capital     |                  |              |                                      |                           |  |   |                     |                  |                    | \$ 420,000          | \$ 105,000         | \$ 105,000   | \$ 525,000    |
| <b>TOTAL</b>   |      |             | \$ -             | \$ -         | \$ 4,753,600                         | \$ 4,972,528              | \$ 700,000                                 | \$ 21,310,839   | \$ 4,663,108        | \$ 1,718,629     | \$ 160,000         | \$ -                | \$ 420,000         | \$ 3,447,069 | \$ 42,145,773 |

\*Local Match for Transit and Zimmerman Trail    \*\*Dependent on Funding & Application Approvals by MDT    \*\*\*FUNDS TO BE TRANSFERRED TO 5307

(Table 10) - HIGHWAY/TRANSIT MULTI-YEAR IMPROVEMENT PROGRAM FISCAL YEAR 2018  
BILLINGS, MONTANA

| PROJECT DESCRIPTION                           | UPN  | PHASING     | STP URBAN (STPU) | CMAQ LOCAL   | MT. AIR CONGESTION INITIATIVE (MACI) | EARMARKS (MT, NCPD, DEMO) | TRANSPORTATION ALTERNATIVES PROGRAM (TA)** | NATIONAL HWY SYSTEM (NHS) INTERSTATE MAINTENANCE (IM) | HSIP UPP RRP BRIDGE | TRANSIT SEC 5307 | TRANSIT SEC 5310** | TRANSIT SEC 5311*** | TRANSIT SEC 5339** | OTHER FUNDS* | TOTAL         |
|---|------|-------------|------------------|--------------|--------------------------------------|---------------------------|--|---|---------------------|------------------|--------------------|---------------------|--------------------|--------------|---------------|
| Estimated carryover balance                   |      |             | \$ 15,040,448    | \$ 3,378,538 |                                      | \$ 2,982,521              |  |   |                     |                  |                    |                     |                    |              |               |
| Estimated allocation                          |      |             | \$ 2,489,770     | \$ 1,432,171 | \$ -                                 | \$ -                      | \$ 700,000                                 | \$ 12,052,476   | \$ 38,682,471       | \$ 1,718,629     | \$ 160,000         | \$ -                | \$ 420,000         | \$ 2,566,696 |               |
| Estimated beginning balance                   |      |             | \$ 17,530,218    | \$ 4,810,710 | \$ -                                 | \$ 2,982,521              | \$ 700,000                                 |   |                     |                  | \$ 160,000         |                     |                    |              |               |
| BILLINGS BYPASS(Five Mile Road)               | 4199 | CN          | \$ 3,357,041     |              |                                      |                           |  |   |                     |                  |                    |                     |                    |              | \$ 3,357,041  |
| MT3-ZIMMERMAN TR INTRSCCT IMPRV               | 8888 | CN          |                  |              |                                      |                           |  | \$ 1,316,466  | \$ 2,131,422        |                  |                    |                     |                    |              | \$ 3,447,888  |
| TRAFFIC MITIGATION                            |      | ALL         |                  |              | \$ 250,000                           |                           |  |   |                     |                  |                    |                     |                    |              | \$ 250,000    |
| MDT-PREVENTATIVE MAINTENANCE - IM             |      | ALL         |                  |              |                                      |                           |  | \$ 1,500,000  |                     |                  |                    |                     |                    |              | \$ 1,500,000  |
| MDT-PREVENTATIVE MAINTENANCE - NH             |      | ALL         |                  |              |                                      |                           |  | \$ 1,000,000  |                     |                  |                    |                     |                    |              | \$ 1,000,000  |
| AIRPORT RD - ZIMMERMAN TRAIL                  | 8987 | CN          |                  |              |                                      |                           |  | \$ 2,227,383  |                     |                  |                    |                     |                    |              |               |
| MDT-URBAN PVMT PRES (UPP)                     |      | ALL         |                  |              |                                      |                           |  |   | \$ 500,000          |                  |                    |                     |                    |              | \$ 500,000    |
| TRANSPORTATION ALTERNATIVES-VARIOUS LOCATIONS |      | ALL         |                  |              |                                      |                           | \$ 700,000                                 |   |                     |                  |                    |                     |                    |              | \$ 700,000    |
| I-90 YELLOWSTONE R-BILLINGS                   | 7972 | CN          |                  |              |                                      |                           |  | \$ 6,008,627  | \$ 35,551,049       |                  |                    |                     |                    |              | \$ 41,559,676 |
| SAFETY PROJECTS VARIOUS                       |      | PE/RW/IC/CN |                  |              |                                      |                           |  |   | \$ 500,000          |                  |                    |                     |                    |              | \$ 500,000    |
| TRANSIT OPERATING (7/16-6/17)                 |      | Operating   |                  |              |                                      |                           |  |   |                     | \$ 1,718,629     |                    |                     |                    | \$ 2,421,696 | \$ 4,140,325  |
| VEHICLE REPLACEMENTS**                        |      | Purchase    |                  |              |                                      |                           |  |   |                     |                  | \$ 160,000         |                     |                    | \$ 40,000    | \$ 200,000    |
| TRANSIT CAPITAL (7/16-6/17)                   |      | Capital     |                  |              |                                      |                           |  |   |                     |                  |                    | \$ 420,000          | \$ 105,000         | \$ 525,000   | \$ 525,000    |
| <b>TOTAL</b>                                  |      |             | \$ 3,357,041     | \$ -         | \$ 250,000                           | \$ -                      | \$ 700,000                                 | \$ 12,052,476   | \$ 38,682,471       | \$ 1,718,629     | \$ 160,000         | \$ -                | \$ 420,000         | \$ 2,566,696 | \$ 57,679,930 |

**(Table 11) - HIGHWAY/TRANSIT MULTI-YEAR IMPROVEMENT PROGRAM FISCAL YEAR 2019  
BILLINGS, MONTANA**

| PROJECT DESCRIPTION                           | UPN  | PHASING     | STP URBAN (STPU) | CMAQ LOCAL   | MT. AIR CONGESTION INITIATIVE (MACI) | EARMARKS (MT, NCPD, DEMO) | TRANSPORTATION ALTERNATIVES PROGRAM (TA)** | NATIONAL HWY SYSTEM (NHS) INTERSTATE MAINTENANCE (IM) | HSIP UPP RRP BRIDGE | TRANSIT SEC 5307 | TRANSIT SEC 5310** | TRANSIT SEC 5311*** | TRANSIT SEC 5339** | OTHER FUNDS* | TOTAL         |
|---|------|-------------|------------------|--------------|--------------------------------------|---------------------------|--|---|---------------------|------------------|--------------------|---------------------|--------------------|--------------|---------------|
| Estimated carryover balance                   |      |             | \$ 14,173,177    | \$ 4,810,710 |                                      | \$ 2,982,521              |  |   |                     |                  |                    |                     |                    |              |               |
| Estimated allocation                          |      |             | \$ 2,489,770     | \$ 1,432,171 | \$ -                                 | \$ -                      | \$ 700,000                                 | \$ 2,500,000  | \$ 1,000,000        | \$ 1,718,629     | \$ 160,000         | \$ -                | \$ 420,000         | \$ 2,566,696 |               |
| Estimated beginning balance                   |      |             | \$ 16,662,947    | \$ 6,242,881 | \$ -                                 | \$ 2,982,521              | \$ 700,000                                 |   |                     |                  | \$ 160,000         |                     |                    |              |               |
| BILLINGS BYPASS(South RR Connection)          | 4199 | CN          | \$ 4,943,534     |              |                                      |                           |  |   |                     |                  |                    |                     |                    |              | \$ 4,943,534  |
| TRAFFIC MITIGATION                            |      | ALL         |                  |              | \$ 250,000                           |                           |  |   |                     |                  |                    |                     |                    |              | \$ 250,000    |
| MDT-PREVENTATIVE MAINTENANCE - IM             |      | ALL         |                  |              |                                      |                           |  | \$ 1,500,000  |                     |                  |                    |                     |                    |              | \$ 1,500,000  |
| MDT-PREVENTATIVE MAINTENANCE - NH             |      | ALL         |                  |              |                                      |                           |  | \$ 1,000,000  |                     |                  |                    |                     |                    |              | \$ 1,000,000  |
| MDT-URBAN PVMT PRES (UPP)                     |      | ALL         |                  |              |                                      |                           |  |   | \$ 500,000          |                  |                    |                     |                    |              | \$ 500,000    |
| TRANSPORTATION ALTERNATIVES-VARIOUS LOCATIONS |      | ALL         |                  |              |                                      |                           | \$ 700,000                                 |   |                     |                  |                    |                     |                    |              | \$ 700,000    |
| SAFETY PROJECTS VARIOUS                       |      | PE/RW/IC/CN |                  |              |                                      |                           |  |   | \$ 500,000          |                  |                    |                     |                    |              | \$ 500,000    |
| TRANSIT OPERATING (7/16-6/17)                 |      | Operating   |                  |              |                                      |                           |  |   |                     | \$ 1,718,629     |                    |                     |                    | \$ 2,421,696 | \$ 4,140,325  |
| VEHICLE REPLACEMENTS**                        |      | Purchase    |                  |              |                                      |                           |  |   |                     |                  | \$ 160,000         |                     |                    | \$ 40,000    | \$ 200,000    |
| TRANSIT CAPITAL (7/16-6/17)                   |      | Capital     |                  |              |                                      |                           |  |   |                     |                  |                    |                     | \$ 420,000         | \$ 105,000   | \$ 525,000    |
| <b>TOTAL</b>                                  |      |             | \$ 4,943,534     | \$ -         | \$ 250,000                           | \$ -                      | \$ 700,000                                 | \$ 2,500,000  | \$ 1,000,000        | \$ 1,718,629     | \$ 160,000         | \$ -                | \$ 420,000         | \$ 2,566,696 | \$ 14,258,859 |

\*Local Match for Transit \*\*Dependent on Funding & Application Approvals by MDT \*\*\*FUNDS TO BE TRANSFERRED TO 5307

| (Table 12) - BIENNIAL ELEMENT OCTOBER 1, 2014 - SEPTEMBER 30, 2016 (HIGHWAY) |                                  |                             |                      |                           |                               |                    |                                 |
|--|----------------------------------|-----------------------------|----------------------|---------------------------|-------------------------------|--------------------|---------------------------------|
| BILLINGS, MONTANA  |                                  |                             |                      |                           |                               |                    |                                 |
| PROJECT/PHASE  | PROJECT NUMBER                   | PROJECT DESCRIPTION         | TOTAL ESTIMATED COST | FEDERAL FUNDS AND SOURCES | NON-FEDERAL FUNDS AND SOURCES | RECIPIENT OF FUNDS | RESPONSIBLE IMPLEMENTING AGENCY |
| MT3-ZIMMERMAN TR INTRSCCT IMPRV<br>PE/RW/IC                                  | HSIP/NH<br>UPN8888               | INTERSECTION<br>IMPROVEMENT | 532,852              | 479,567<br>FHWA           | 53,285<br>STATE MATCH         | MDT                | MDT                             |
| BENCH BLVD-US 87 INTERSECTION<br>IC/CN                                       | STPU/MT 1036( )<br>UPN6041002    | RECONSTRUCTION              | 2,574,359            | 2,228,880<br>FHWA         | 345,479<br>STATE MATCH        | MDT                | MDT                             |
| BENCH BLVD-HILLTOP/PEMBERTON<br>CN   | CM/STPU/MT 1036( )<br>UPN6041003 | RECONSTRUCTION              | 10,811,400           | 9,360,510<br>FHWA         | 1,450,890<br>STATE MATCH      | MDT                | MDT                             |
| BILLINGS BYPASS<br>RW  | NCPD-MT56(45)<br>UPN4199         | RECONSTRUCTION              | 7,847,000            | 6,793,933<br>FHWA         | 1,053,067<br>STATE MATCH      | MDT                | MDT                             |
| TRAFFIC MITIGATION<br>ALL  | CM( )                            | SIGNAL<br>OPTIMIZATION      | 500,000              | 432,900<br>FHWA           | 67,100<br>STATE MATCH         | MDT                | MDT                             |
| BILLINGS SIGNALS UPDGRADE<br>OT  | CM<br>UPN9007                    | SIGNAL<br>OPTIMIZATION      | 320,869              | 277,808<br>FHWA           | 43,061<br>STATE MATCH         | MDT                | MDT                             |
| LOCKWOOD SIGNALS - BILLINGS<br>OT  | CM<br>UPN9012                    | SIGNAL<br>OPTIMIZATION      | 18,948               | 16,405<br>FHWA            | 2,543<br>STATE MATCH          | MDT                | MDT                             |
| MDT-PREVENTIVE MAINTENANCE (IM)<br>PE/CN                                     | IM                               | MAINTENANCE<br>MAINTENANCE  | 3,000,000            | 2,597,400<br>FHWA         | 402,600<br>STATE MATCH        | MDT                | MDT                             |
| D-5 IM FENCING - CHAINLINK(only portion in MPO)<br>CN                        | IM STWD<br>UPN 8131              | INTERSTATE<br>FENCING       | 700,000              | 606,060<br>FHWA           | 93,940<br>STATE MATCH         | MDT                | MDT                             |
| PINEHILLS INTCH-PRYOR CR INTCH<br>PE   | IM<br>UPN 8986                   | PAVEMENT<br>PRESERVATION    | 30,307               | 26,240<br>FHWA            | 4,067<br>STATE MATCH          | MDT                | MDT                             |
| MDT-PREVENTIVE MAINTENANCE (NH)<br>PE/CN                                     | NH                               | MAINTENANCE<br>MAINTENANCE  | 1,350,000            | 1,168,830<br>FHWA         | 181,170<br>STATE MATCH        | MDT                | MDT                             |
| 27th St-1st Ave S to AIRPORT<br>IC/RW  | NH53-1(29)<br>UPN7910            | OVERLAY                     | 253,424              | 219,414<br>FHWA           | 34,010<br>STATE MATCH         | MDT                | MDT                             |
| MDT-URBAN PVMT PRESERVATION(UPP)<br>ALL                                      | UPP                              | PAVEMENT<br>PRESERVATION    | 1,000,000            | 865,800<br>FHWA           | 134,200<br>STATE MATCH        | MDT                | MDT                             |
| 6TH AVE N - 27TH TO 32ND (BLGS)<br>PE  | UPP<br>UPN9003                   | PAVEMENT<br>PRESERVATION    | 63,076               | 54,611<br>FHWA            | 8,465<br>STATE MATCH          | MDT                | MDT                             |
| DIVISION STREET - BILLINGS<br>PE   | UPP<br>UPN9004                   | PAVEMENT<br>PRESERVATION    | 63,076               | 54,611<br>FHWA            | 8,465<br>STATE MATCH          | MDT                | MDT                             |
| AIRPORT RD - ZIMMERMAN TRAIL<br>PE   | NH<br>UPN8987                    | PAVEMENT<br>PRESERVATION    | 75,690               | 65,532<br>FHWA            | 10,158<br>STATE MATCH         | MDT                | MDT                             |
| 1ST AVE S-MINN AVE-13 ST-BLGS<br>CN  | UPP<br>UPN8592                   | PAVEMENT<br>PRESERVATION    | 964,700              | 835,237<br>FHWA           | 129,463<br>STATE MATCH        | MDT                | MDT                             |
| 4TH AVE N-13TH ST TO MAIN-BLG<br>CN  | UPP<br>UPN8593                   | PAVEMENT<br>PRESERVATION    | 452,300              | 391,601<br>FHWA           | 60,699<br>STATE MATCH         | MDT                | MDT                             |
| STPE PONDEROSA SCHOOL PATH - BILLINGS<br>CN                                  | STPE<br>UPN8183                  | BIKE/PED                    | 176,800              | 153,073<br>FHWA           | 23,727<br>LOCAL MATCH         | MDT                | LOCAL                           |
| STPE ARROWHEAD SCHOOL PATH - BILLINGS<br>CN                                  | STPE<br>UPN8184                  | BIKE/PED                    | 82,500               | 71,429<br>FHWA            | 11,072<br>LOCAL MATCH         | MDT                | LOCAL                           |
| STPE SWORDS PARK OUTLET TRAIL - BLGS<br>CN                                   | STPE<br>UPN8185                  | BIKE/PED                    | 117,900              | 102,078<br>FHWA           | 15,822<br>LOCAL MATCH         | MDT                | LOCAL                           |
| STPE POLY DRIVE SCHOOL WALKS - BLGS<br>CN                                    | STPE<br>UPN8186                  | BIKE/PED                    | 95,500               | 82,684<br>FHWA            | 12,816<br>LOCAL MATCH         | MDT                | LOCAL                           |
| SAFETY PROJECTS VARIOUS<br>ALL   | HSIP                             | SAFETY                      | 500,000              | 450,000<br>FHWA           | 50,000<br>STATE MATCH         | MDT                | MDT                             |
| SF 129 RNDABOUT KING 56TH<br>RW/IC/CN  | HSIP<br>UPN8052                  | SAFETY                      | 3,182,800            | 2,864,520<br>FHWA         | 318,280<br>STATE MATCH        | MDT                | MDT                             |
| 2012-SCOUR MITIGATION<br>CN  | HSIP<br>UPN7960                  | SCOUR<br>MITIGATION         | 520,000              | 468,000<br>FHWA           | 52,000<br>STATE MATCH         | MDT                | MDT                             |
| ZIMMERMAN TRAIL<br>RW  | MT1001( )<br>UPN6040             | ROADWAY<br>IMPROVEMENTS     | 100,000              | 86,580<br>FHWA            | 13,420<br>STATE MATCH         | MDT                | MDT                             |
| DOWNTOWN STATE SIGNALS BLGS<br>CN  | CMSTWD(100)<br>UPN8036           | SIGNAL<br>OPTIMIZATION      | 6,872,600            | 5,950,297<br>FHWA         | 922,303<br>STATE MATCH        | MDT                | MDT                             |
| ENHANCEMENT PROJECTS-VARIOUS LOCATIONS<br>ALL                                | TA( )                            | BIKE/PED<br>TRAILS          | 700,000              | 606,060<br>FHWA           | 93,940<br>STATE MATCH         | MDT                | MDT                             |
| SF 139 13TH/PARKHILL SIGNAL<br>CN  | HSIP1099( )<br>UPN8610           | NEW<br>SIGNAL               | 432,119              | 388,907<br>FHWA           | 43,212<br>STATE MATCH         | MDT                | MDT                             |
| SF 129 BILLINGS HORIZONTAL CURVE SIGNAGE<br>CN                               | HSIPSTWD<br>UPN7990              | SIGNAGE<br>UPGRADE          | 1,126,700            | 1,014,030<br>FHWA         | 112,670<br>STATE MATCH        | MDT                | MDT                             |
| SF 139-CENTRAL & 56TH RNDABOUT<br>RW/IC                                      | HSIP5( )<br>UPN8611              | INSTALL<br>ROUNDABOUT       | 380,964              | 342,868<br>FHWA           | 38,096<br>STATE MATCH         | MDT                | MDT                             |
| SF-149 HILLCREST RIGHT TURN I.N.<br>PE/CN                                    | HSIP<br>UPN8904                  | SIGNAGE<br>UPGRADE          | 331,073              | 297,966<br>FHWA           | 33,107<br>STATE MATCH         | MDT                | MDT                             |
| SF-149 CLRS BILLINGS NORTH(only portion in MPO)<br>PE/CN                     | HSIPSTWD<br>UPN8906              | CENTERLINE<br>RUMBLE STRIPS | 312,851              | 281,566<br>FHWA           | 31,285<br>STATE MATCH         | MDT                | MDT                             |
| SF-149 KING INTCH SFTY IMPRV<br>PE   | HSIP<br>UPN8941                  | REFLECTIVE<br>BACKING       | 4,114                | 3,703<br>FHWA             | 411<br>STATE MATCH            | MDT                | MDT                             |
| Not all Earmarks require 13.42% match  |                                  |                             |                      |                           |                               |                    |                                 |

| (Table 12) - BIENNIAL ELEMENT JULY 1, 2014-JUNE 30, 2016 (TRANSIT) |                |                           |                               |                    |                                 |
|--|----------------|---------------------------|-------------------------------|--------------------|---------------------------------|
| BILLINGS MONTANA   |                |                           |                               |                    |                                 |
| PROJECT/FUNDING SOURCE   | TOTAL EST COST | FEDERAL FUNDS AND SOURCES | NON-FEDERAL FUNDS AND SOURCES | RECIPIENT OF FUNDS | RESPONSIBLE IMPLEMENTING AGENCY |
| <b>FTA SECTION 5307</b>  |                |                           |                               |                    |                                 |
| OPERATING PROJECT (7-1-14 TO 6-30-15)                              | 4,140,325      | 1,718,629                 | 2,421,696                     | CITY               | CITY                            |
| OPERATING PROJECT (7-1-15 TO 6-30-16)                              | 4,140,325      | 1,718,629                 | 2,421,696                     | CITY               | CITY                            |
| <b>FTA SECTION 5310*</b>   |                |                           |                               |                    |                                 |
| REPLACEMENT VEHICLES(2015)   | 160,000        | 128,000                   | 32,000                        | STATE              | VARIOUS LOCAL                   |
| REPLACEMENT VEHICLES (2016)  | 160,000        | 128,000                   | 32,000                        | STATE              | VARIOUS LOCAL                   |
| <b>FTA SECTION 5311* #Funds transferred to 5307</b>                |                |                           |                               |                    |                                 |
| OPERATING PROJECT (2015)   | -              | -                         | -                             | CITY               | CITY                            |
| OPERATING PROJECT (2016)   | -              | -                         | -                             | CITY               | CITY                            |
| <b>FTA SECTION 5339</b>  |                |                           |                               |                    |                                 |
| CAPITAL/VEHICLES (2015)  | 525,000        | 420,000                   | 105,000                       | CITY               | CITY                            |
| CAPITAL/VEHICLES (2016)  | 525,000        | 420,000                   | 105,000                       | CITY               | CITY                            |
| <b>TransADE State Funded</b>                                       |                |                           |                               |                    |                                 |
| OPERATING PROJECT (2015)   |                |                           | 117,000                       | CITY               | CITY                            |
| *Dependent on Funding & Application Approvals by MDT               |                |                           |                               |                    |                                 |