


# **BILLINGS URBAN AREA**

## **TRANSPORTATION IMPROVEMENT PROGRAM (TIP)**



**FY 2015-2019**

**Amendment I - June 23, 2015**

**Amendment II-December 15, 2015**

**Amendment III-May 17, 2016**

**\*\*This document is funded in part through grants from the Federal Highway Administration and Federal Transit Administration, U.S. Department of Transportation. The contents of this document do not necessarily reflect the official views or policy of the U.S. Department of Transportation.**

**Prepared by:**

Yellowstone County Board of Planning  
 Billings Metropolitan Planning Organization

**In Cooperation With:**

City of Billings  
 Yellowstone County  
 Yellowstone County Board of Planning  
 Montana Department of Transportation  
 Federal Highway Administration  
 Federal Transit Administration

<b>Reviewed By:</b>	<b>Approval</b>	<b>Amendment I</b>	<b>Amendment II</b>	<b>Amendment III</b>
Technical Advisory Committee	11/25/14	05/21/15	11/05/2015	4/07/16
Yellowstone County Board of Planning	12/09/14	06/09/15	11/24/2015	4/26/16
Billings City Council	11/20/14	06/22/15	11/23/2015	11/23/16
Yellowstone County Commissioners	12/09/14	06/16/15	12/01/2015	12/01/2016
<b>Approved By:</b>				
Billings Policy Coordinating Committee	12/16/14	06/23/15	12/15/2015	12/15/2016
Montana Department of Transportation	01/29/15	01/27/16		
Federal Highway Administration	01/28/15	01/27/16		
Federal Transit Administration	01/28/15	01/27/16		

**TABLE OF CONTENTS**

SIGNATURE PAGE.....1

INTRODUCTION.....2

FEDERAL REGULATIONS.....3

FINANCIAL RESOURCES .....3

AIR QUALITY CONSISTENCY .....4

CONFORMITY OF THE BILLINGS AREA TRANSPORTATION IMPROVEMENT PROGRAM  
WITH THE 1990 CLEAN AIR ACT .....4

TIP CONFORMITY .....5

ENERGY CONSERVATION CONSIDERATIONS .....6

PROGRAMMING OF NON-URBAN SYSTEM, FEDERAL AID AND STATE FUNDING .....6

PRIVATE ENTERPRISE PARTICIPATION .....12

**LIST OF TABLES**

TABLE 1: EXEMPT PROJECTS .....5

TABLE 2: REGIONALLY SIGNIFICANT PROJECTS ..... 6

TABLE 3: TRANSPORTATION REVENUE ESTIMATES (2015-2019) ..... 7

TABLES 4A-4C: TRANSPORTATION PRIORITY LIST ..... 8-9

TABLE 4D: BENCH BOULEVARD PROJECT.....11

TABLE 5: TRANSPORTATION PROJECT PRIORITY LIST FTA SECTIONS 5307, 5309, 5310, 5316, 5317 ..... 14

TABLE 6: MULTI-YEAR STAGING PROGRAM CALENDAR YEARS 2015-2019 ..... 15

TABLE 7: HIGHWAY/TRANSIT MULTI-YEAR IMPROVEMENT PROGRAM FY 2015..... 16

TABLE 8: HIGHWAY/TRANSIT MULTI-YEAR IMPROVEMENT PROGRAM FY 2016..... 17

TABLE 9: HIGHWAY/TRANSIT MULTI-YEAR IMPROVEMENT PROGRAM FY 2017..... 18

TABLE 10: HIGHWAY/TRANSIT MULTI-YEAR IMPROVEMENT PROGRAM FY 2018.....19

TABLE 11: HIGHWAY/TRANSIT MULTI-YEAR IMPROVEMENT PROGRAM FY 2019.....20

TABLE 12: BIENNIAL ELEMENT JULY 1, 2014-JUNE 30, 2016 (HIGHWAY).....21

TABLE 12: BIENNIAL ELEMENT OCTOBER 1, 2014-SEPTEMBER 30 2016 (TRANSIT).....22

**METROPOLITAN TRANSPORTATION PLANNING PROCESS  
SELF-CERTIFICATION**

The Billings Metropolitan Planning Organization for the Billings, Montana, urbanized area hereby certifies that the transportation planning process is addressing the major issues in the metropolitan planning area and is being conducted in accordance with all applicable requirements of:

- I. 49 U.S.C. Section 5303 and 23 U.S.C. 134 and CFR 450.334;
- II. Title VI of the Civil Rights Act of 1964, as amended (42 U.S.C 2000d-1 ) and 49 CFR, Part 21;
- III. Section 1101(b) of the SAFETEA-LU (Pub. L. 109-59) regarding the involvement of disadvantaged business enterprises in the FHWA and the FTA funded projects (49 CFR part 26);
- IV. The provision of the Americans With Disabilities Act of 1990 (42U.S.C. 12101 *et seq.*) and the U. S. DOT implementing regulation (49 CFR Parts 27, 37 and 38);
- V. The provisions of 49 CFR part 20 regarding restrictions on influencing certain activities; and
- VI. Sections 174 and 176(c) and (d) of the Clean Air Act as amended (42 U.S.C. 7504, 7506(c) and (d)), 40 CFR, part 93.
- VII. 49 U.S.C. 5332, prohibiting discrimination on the basis of race, color, creed, national origin, sex or age in employment or business opportunity.
- VIII. 23 CFR, part 230, regarding the implementation of an equal employment opportunity on Federal & Federal-aid highway construction contracts.
- IX. The Older Americans Act as amended (42 U.S.C. 6101), prohibiting discrimination on the basis of age in program or projects receiving Federal financial assistance.
- X. Section 324 of title 23 U.S.C. regarding the prohibition of discrimination based on gender.
- XI. Section 504 of the Rehabilitation Act of 1973 (29 U.S.C. 794) and 49 CFR, part 27 regarding discrimination against individuals with disabilities.

**Billings, Montana**

**Metropolitan Planning Organization**

  
\_\_\_\_\_  
**Richard Clark, President, Yellowstone County Board of Planning**

## INTRODUCTION

### PREFACE

The Yellowstone County Board of Planning (YCBP) is the metropolitan planning organization (MPO) for the Billings metropolitan planning area. The Transportation Improvement Program (TIP) is the funding mechanism for transportation projects requesting federal dollars in the Billings urbanized area. All MPO's are required by the current Federal Highway Bill SAFETEA LU to produce a TIP and update it at least every four years. SAFETEA LU was signed into law by President Bush in 2005, and extended by President Obama through June 2012. The act and extensions authorized highway, highway safety, transit, and other surface transportation programs.

On July 6, 2012 Moving Ahead for Progress in the 21<sup>st</sup> Century (MAP-21) was signed into law. The law provides federal program funding through the end of Federal Fiscal Year 2014 and brings program structure changes that will be fully addressed in future long range transportation plans and TIPs. This document contains a list of all surface transportation projects requesting the use of federal funds. Local jurisdictions working through the Billings MPO's Policy Coordinating Committee (PCC) determine how the area's transportation system is developed and expanded.

### PURPOSE OF THE TIP

The TIP is a short-range program of highway and transit projects in the Billings metropolitan planning area and is prepared by YCBP staff in cooperation with state and local agencies. The basic purpose of the TIP is to provide the mechanism for scheduling federal funds for surface transportation projects, indicating regional priorities, and demonstrating a short range transportation vision for the area. A secondary purpose of the TIP is to provide information about other transportation projects in the planning area that are exempt from the TIP approval process such as projects that do not utilize federal funds.

### THE TIP PROCESS

The development of the TIP document is the responsibility of the Billings MPO and provides an opportunity for local officials to determine priorities and spending for federal highway and transit funds. Any transportation project located in the Billings metropolitan planning area must be included in the TIP prior to receiving federal funds. TIP projects must be included in the area's 20 year Transportation Plan, and are proposed for the TIP by local elected officials, transit operating officials, or state highway agencies. The TIP is reviewed and endorsed annually by the Billings MPO's PCC and may be modified through the TIP amendment process. The PCC includes a Billings City Council representative, the Chair of the Yellowstone County Commission, the President of the Yellowstone County Board of Planning and the District Administrator of the Montana Department of Transportation. After PCC endorsement, the TIP is submitted to the Montana Department of Transportation (MDT) and to the Federal Highway Administration and Federal Transit Administration for federal review of the document and approval of conformity and fiscal constraint determination.

**FEDERAL REGULATIONS**

The Transportation Improvement Program (TIP) is a required planning program for federally assisted highway and transit improvements for the Billings metropolitan planning area and the Montana Department of Transportation (MDT) over a five-year period. The principal focus is given to the first two years of the program, the Biennial Element, which contains projects that could be implemented between July 1, 2015 and June 30, 2017.

The TIP is prepared annually and is in conformance with 23 CFR, Part 450 324-330.

**FINANCIAL RESOURCES**

A range of federal funding sources is available to the Billings planning area for the purposes of funding transportation system improvements. Following is a list of those sources which, when available to the Billings area, are shown in the Transportation Improvement Program. Project implementation is indicated as expected to occur during the pertinent program year. Billings has had a favorable history of receiving federal earmarks as reflected in the table below.

BILLINGS FEDERAL EARMARK HISTORY – 2003 through 2012

YEAR	EARMARKS
2003	\$ 3,000,000
2004	\$ 2,000,000
2005	\$ 4,960,000
2006	\$ 35,173,900
2007	\$ 0.0
2008	\$ 4,596,200
2009	\$ 4,750,000
2010	\$0.00
2011	\$0.0
2012	\$54,457
TOTAL	\$54,534,557
10 YEAR AVERAGE	\$5,453,455

FUNDING SOURCES

- Surface Transportation Program Urban (STPU)
- Surface Transportation Program Primary (STPP)
- National Highway System (NHS)
- Interstate Maintenance (IM)
- Highway-Railway Crossing Program (RRX)
- Transportation and Community and System Preservation (TCSP)
- Surface Transportation Enhancement (STPE)
- Highway Safety Improvement Program (HSIP)
- Bridge Replacement and Rehabilitation Program (HBRRP)
- Urban Pavement Preservation (UPP)

- Community Transportation Enhancement Program (CTEP)
- State Funded Construction (SFC)
- Congestion Mitigation Air Quality (CMAQ)
- Montana Air Congestion Initiative (MACI)
- FTA Section 5309 (Formerly Sec. 3)
- FTA Section 5307 (Formerly Sec. 9)
- FTA Section 5310 (Formerly Sec. 16)
- Congressionally Directed Funds (MT, NCPD, DEMO)
- Safe Routes to School (SRTS)

### **AIR QUALITY CONSISTENCY**

Billings was designated as a non-attainment area for both Total Suspended Particulates (TSP) and Carbon Monoxide (CO) on March 3, 1978, (Federal Register, Vol. 44, No. 150, page 45421, August 2, 1979). As such, Billings was required to prepare a Transportation Control Plan (TCP). The TCP identified strategies to mitigate the TSP and CO problems. The TCP is the Billings element of Montana's State Implementation Plan (SIP). The TIP is required to be, and is, consistent with the TCP as discussed in the Billings conformity statement.

In 1987 the standard for TSP was dropped, and a new standard for particulate matter under 10 microns in size (PM - 10) was adopted (7/1/87 at 52 FR 24854). The Environmental Protection Agency (EPA), has also adopted the PM 2.5 standard and Billings is considered to be in compliance with both of these new standards.

### **CONFORMITY OF THE BILLINGS AREA TRANSPORTATION IMPROVEMENT PROGRAM WITH THE 1990 CLEAN AIR ACT**

A portion of the Billings Urbanized Area, (Billings), was designated non-attainment for carbon monoxide (CO) on 3/3/78 (43 FR 8962) with a secondary classification of "unclassified". EPA approved the Billings CO Control Plan on 1/16/86 (51 FR 2397). Billings was then re-designated as "Not Classified" on 11/6/91 (56 FR 56697). The area meets the qualifications of the Clean Air Act (CAA) for classification as an attainment area for ozone.

The Billings "not classified" carbon monoxide (CO) nonattainment area was re-designated by the Environmental Protection Agency (EPA) to attainment for the CO National Ambient Air Quality Standards (NAAQS) with an approved limited maintenance plan effective April 22, 2002. Under a CO limited maintenance plan, the motor vehicle emissions budgeted may be treated as essentially non-constraining for the length of the maintenance period because growth would need to exceed reasonable expectations to create a violation of the NAAQS for transportation-related CO. Therefore conformity demonstration using regional emissions analysis is not required; however, individual projects may still be required to conduct "hot spot" analysis.

As demonstrated in the following sections, the Transportation Improvement Program (TIP) satisfactorily meets the requirements established by the 1990 amendments to the CAA regarding the conformity of TIP's.

- The most recent estimates of CO mobile source emissions have been developed by the Analytical Services Section, Montana Department of Environmental Quality and are based upon development and transportation data provided by the Yellowstone County Board of Planning.

- EPA has approved the second 10-year carbon monoxide (CO) maintenance plan for the Billings area. This second 10-year CO maintenance plan meets the requirements of CAA section 175A(b) and is also a Limited Maintenance Plan (as was the maintenance plan with the original 2002 EPA approval.) The second 10-year CO maintenance plan continues to correctly reflect the Limited Maintenance Plan transportation conformity requirements. The EPA-approved Billings second 10-year CO maintenance plan is available at the Planning office.

**TRANSPORTATION CONTROL MEASURES**

Specific Transportation Control Measures have not been proposed for Billings recently, however, the SIP completed in 1986 included the widening of Exposition Drive (Main Street) and the signalization at Main Street and First Avenue North. Both of these projects were completed in 1983.

There are no Transportation Control Measures (TCM's) in the State Implementation Plan (SIP) and therefore there are no specific TCM's recommended for implementation in this TIP.

**TIP CONFORMITY**

As a prerequisite for receiving Federal-aid transportation funds through the TIP, a determination must be made that the proposed transportation projects do not cause or contribute to violations of the carbon monoxide ambient air quality standards. An analysis, which meets the EPA conformity determination regulations specified in 40 CFR Part 51 was performed in conjunction with the development of the Billings Urban Area 2014 Long Range Transportation Plan. The plan was found to conform at the federal level November 10, 2014. The analysis appears in Section 4, pages 4-24 through 4-27 of the Plan document and is titled "Air Quality/Conformity". As the transportation projects in the TIP are contained in the Transportation Plan's analysis, a separate analysis for the TIP is not necessary.

There are no new regionally significant projects in this 2015-2019 Billings Urban Area TIP.

**NEW PROJECTS EXEMPT FROM REGIONAL ANALYSIS-**

**(Table 1): EXEMPT PROJECTS**

<b>Project</b>	<b>Scope</b>	<b>Comments</b>
Exposition Dr & 1 <sup>st</sup> Ave N-concrete pavement rehab		
27 <sup>th</sup> St-1 <sup>st</sup> Ave S to Airport-mill/overlay (pavement preservation)		
2012 Scour Mitigation-Bridge Scour Mitigation (Dick Johnson Bridge)		
I-90 Yellowstone River Bridge-Bridge Replacement		

**REGIONALLY SIGNIFICANT PROJECTS**

**(Table 2): REGIONALLY SIGNIFICANT PROJECTS**

Project	Scope	Comments
6 <sup>th</sup> Avenue/Bench Connection	Reconstruction	Completed, section has functionally classified and added to Urban System
Billings Bypass (aka North Bypass)	Location/Environmental	Ongoing
Bench Boulevard-Billings Phases I and II	Reconstruction	Phase I letting in 2013 Phase II letting anticipated in 2015

**ENERGY CONSERVATION CONSIDERATIONS**

Energy impact analyses have been conducted as a part of the urban transportation planning process. In addition, increased attention has been given to energy conservation and contingency planning on a project specific basis.

As part of the 2009 update of the Billings Urban Area Transportation Plan, energy conservation was considered in each of the proposed alternative transportation networks.

The City of Billings has a well-developed transit system, and ride-sharing opportunities have been examined. Transit facilities and highway system proposals will continue to be considered in a comprehensive method through the adopted Transportation Planning process.

The detailed energy conservation analysis of specific projects has been conducted for each of the major highway construction projects recommended in the 2009 update of the Billings Urban Area Transportation Plan.

**PROGRAMMING OF NON-URBAN SYSTEM,  
FEDERAL AID AND STATE FUNDING**

Proposed projects involving federal-aid funding, other than urban system funding, that are proposed within existing rights-of-way and which are determined to not significantly change traffic patterns, may not be considered to be of appropriate scale to warrant a modification to a currently valid TIP.

When there is knowledge of such projects prior to the annual adoption of the TIP, each project will be included in the program. Generally, projects falling within this category are those which serve to preserve and maintain the integrity of the existing plant or facility such as: overlays to improve or maintain surface conditions; bridge expansion joints and deck repairs necessary to maintain structural and surface sufficiency; slope repair necessary to maintain drainage adequacy; etc. Projects of this nature will be identified by MDT with appropriate justification when requesting program approval of federal highway funds. Local urban area officials will be advised by the Department through the local planning process of the Department's intent to expend federal funds (non-urban system) for such improvements in their area.

(Table 3) -TRANSPORTATION REVENUE ESTIMATES (2015-2019)

BILLINGS, MONTANA																		
YEAR	SURFACE TRANS PROGRAM (STP) (URBAN)*	CMAQ LOCAL	MONTANA AIR CONGESTION INITIATIVE (MACI)*	EARMARKS (MT/NCPD/ DEMO)	SURFACE TRANSPORTATION ENHANCEMENT**	TRANSPORTATION ALTERNATIVES (TA)	NATIONAL HWY SYSTEM (NHS) INTERSTATE MAINTENANCE (IM)	STATE UPP RRP MDT-MACI BR	GAS TAX		TRANSIT SEC 5307		TRANSIT SEC 5310	TRANSIT SEC TRANSADE	TRANSIT SEC 5339	OTHER FUNDS (LOCAL)	TOTAL	
<b>CARRYFORWARD</b>	\$ 12,016,934	\$ 6,232,673	\$ -	\$ 25,141,588	\$ 2,030,301													\$ 45,421,496
2015									CITY	\$ 1,771,687	OPER.	\$ 1,718,629		\$ 70,000		OPER.	\$ 2,421,696	\$ 5,982,012
	\$ 2,489,770	\$ 1,432,171	\$ 589,817			\$ 195,400	\$ 2,674,304	\$ 2,575,215	COUNTY	\$ 291,791	CAP		\$ 160,000		\$ 420,000	CAP	\$ 145,000	\$ 10,973,468
2016									CITY	\$ 1,771,687	OPER.	\$ 1,718,629		\$ 70,000		OPER.	\$ 2,421,696	\$ 5,982,012
	\$ 2,489,770	\$ 1,516,062	\$ 6,289,900			\$ 700,000	\$ 4,478,369	\$ 4,594,176	COUNTY	\$ 291,791	CAP		\$ 160,000		\$ 420,000	CAP	\$ 145,000	\$ 21,085,068
2017									CITY	\$ 1,771,687	OPER.	\$ 1,718,629		\$ 70,000		OPER.	\$ 2,421,696	\$ 5,982,012
	\$ 2,489,770	\$ 1,516,062	\$ 5,253,600			\$ 700,000	\$ 30,235,737	\$ 3,885,397	COUNTY	\$ 291,791	CAP		\$ 160,000		\$ 420,000	CAP	\$ 145,000	\$ 45,097,357
2018									CITY	\$ 1,771,687	OPER.	\$ 1,718,629		\$ 70,000		OPER.	\$ 2,421,696	\$ 5,982,012
	\$ 2,489,770	\$ 1,516,062	\$ 750,000			\$ 700,000	\$ 11,017,916	\$ 43,890,459	COUNTY	\$ 291,791	CAP		\$ 160,000		\$ 420,000	CAP	\$ 145,000	\$ 61,380,998
2019									CITY	\$ 1,771,687	OPER.	\$ 1,718,629		\$ 70,000		OPER.	\$ 2,421,696	\$ 5,982,012
	\$ 2,489,770	\$ 1,516,062	\$ 750,000			\$ 700,000	\$ 10,955,807	\$ 2,293,788	COUNTY	\$ 291,791	CAP		\$ 160,000		\$ 420,000	CAP	\$ 145,000	\$ 19,722,218
<b>TOTAL</b>	<b>\$ 24,465,784</b>	<b>\$ 13,729,092</b>	<b>\$ 13,633,317</b>	<b>\$ 25,141,588</b>	<b>\$ 2,030,301</b>	<b>\$ 2,995,400</b>	<b>\$ 59,362,133</b>	<b>\$ 57,239,035</b>		<b>\$ 10,317,390</b>		<b>\$ 8,593,145</b>	<b>\$ 800,000</b>	<b>\$ 350,000</b>	<b>\$ 2,100,000</b>		<b>\$ 12,833,480</b>	<b>\$ 233,590,665</b>

Given current funding uncertainties and unknown impacts of future congressional or other Federal actions, Federal funding available may affect the programming of projects.

\*Includes Non-Federal Match

\*\*Surface Transportation Enhancement (CTEP) funding no longer available after 2015

\*\*\*Funds to be transferred to 5307

TABLE 4(a) -TRANSPORTATION PRIORITY LIST BILLINGS, MONTANA					
PROJECT	TYPE OF WORK	PROJECT LENGTH	PHASE	ESTIMATED COST	FUNDING SOURCE
<b>SURFACE TRANSPORTATION PROGRAM-URBAN (STPU)</b>					
BENCH BLVD-US 87 INTERSECTION	Reconstruction		IC	\$195,095	STPU
			CN	\$264,950	STPU
			TOTAL	\$460,045	
BENCH BLVD	Reconstruction		RW	\$525,000	STPU
			IC	\$5,018	STPU
			TOTAL	\$530,018	
BENCH BLVD HILLTOP/PEMBERTON	Reconstruction		CN	\$3,660,751	STPU
			TOTAL	\$3,660,751	
BILLINGS BYPASS	New Construction	5	CN	\$9,063,570	STPU
			TOTAL	\$9,063,570	
<b>CONGESTION MITIGATION AIR QUALITY (CMAQ) Local Match</b>					
BENCH BLVD HILLTOP/PEMBERTON	Reconstruction		CN	\$7,150,649	CMAQ
			TOTAL	\$7,150,649	
<b>MONTANA AIR CONGESTION INITIATIVE (MACI) State Match</b>					
27th St-1ST AVE S to AIRPORT	Signal Optimization		CN	\$4,503,600	MACI
			TOTAL	\$4,503,600	
UNDERPASS AVE IMPROVEMENTS	Study		OT	\$309,337	MACI
			PE	\$0	
			CN	\$0	
			TOTAL	\$309,337	
AIRPORT RD & MAIN ST - BLGS	Study		OT	\$152,503	MACI
			PE	\$0	
			CN	\$0	
			TOTAL	\$152,503	
BILLINGS SIGNAL UPGRADES	Signal Optimization		OT	\$320,869	MACI
			TOTAL	\$320,869	
LOCKWOOD SIGNALS - BILLINGS	Signal Optimization		OT	\$18,948	MACI
			TOTAL	\$18,948	
DOWNTOWN STATE SIGNALS BLGS	Signals		PE	\$250,000	MACI
			CN	\$6,272,824	MACI
			TOTAL	\$6,522,824	
1ST AVE SOUTH - ADA(BLGS)	Signals		PE	\$331,111	MACI
			CN	\$1,499,589	MACI
			TOTAL	\$1,830,700	
MDT-MACI	Statewide CMAQ - Various		PE/OTHER	\$1,000,000	MACI
			TOTAL	\$1,000,000	
MDT-MACI	Statewide CMAQ - ADA Compliancy		PE/OTHER	\$1,750,000	MACI
			TOTAL	\$1,750,000	
<b>EARMARKS/DISCRETIONARY GRANTS</b>					
BENCH BLVD-US 87 INTERSECTION	Reconstruction	3	CN	\$2,114,314	MT
			TOTAL	\$2,114,314	
ZIMMERMAN TRAIL	Rockfall Mitigation	1	PE	\$571,014	MT
			CN	\$988,521	MT
			TOTAL	\$1,559,535	
ZIMMERMAN TRAIL	Roadway Improvements		PE	\$941,150	MT
			RW	\$119,484	MT
			CN	\$3,237,320	MT
			LOCAL	\$880,373	LOCAL
			TOTAL	\$5,178,327	
BILLINGS BYPASS	New Construction	5	OT/ENV	\$4,689,600	NCPD
			PE	\$9,909,000	MT/NCPD
			RW	\$7,847,000	MT
			TOTAL	\$22,445,600	
<b>INTERSTATE MAINTENANCE (IM)</b>					
VARIOUS PROJECTS	Pavement Preservation		PE/CN	Per Project	IM
D5 INTERSTATE FENCING (only portion in MPO area)	Fencing		CN	\$700,000	IM
			TOTAL	\$700,000	
PINEHILLS INTCH-PRYOR CR INTCH (only portion in MPO area)	Pavement Preservation		PE	\$30,307	IM
			CN	\$857,250	IM
			TOTAL	\$887,557	

TABLE 4(b)-TRANSPORTATION PRIORITY LIST BILLINGS, MONTANA					
I-90 Yellowstone River-Billings	Replace Bridges		IC	\$386,894	IM
			RW	\$386,894	IM
			CN	\$6,190,400	IM
			TOTAL	\$6,964,188	
<b>NATIONAL HIGHWAY SYSTEM - (NH)</b>					
MDT PREVENTIVE MAINTENANCE	Pavement Preservation		ALL	Per Project	NH
BILLINGS - NW	Pavement Preservation		CN	\$4,946,400	NH
			TOTAL	\$4,946,400	
MAIN ST - BILLINGS	Pavement Preservation		CN	\$7,441,200	NH
			TOTAL	\$7,441,200	
AIRPORT RD - ZIMMERMAN TRAIL	Pavement Preservation		PE	\$75,690	NH
			CN	\$2,227,383	NH
			TOTAL	\$2,303,073	
27th St-1ST AVE S to Airport	Pavement Preservation		RW	\$126,712	NH
			IC	\$126,712	NH
			CN	\$7,661,595	NH
			TOTAL	\$7,915,019	
BILLINGS BYPASS	New Construction	5	IC	\$3,188,004	NH
			TOTAL	\$3,188,004	
EXPOSITION DR & 1ST AVE N BLGS	Pavement Preservation		PE	\$126,989	NH
			CN	\$1,257,185	NH
			TOTAL	\$1,384,174	
MT3-ZIMMERMAN TR INTRSCCT IMPRV	Intersection Improvement		PE	\$716,907	NH
			RW	\$94,032	NH
			IC	\$62,688	NH
			CN	\$2,199,400	NH
			TOTAL	\$3,073,027	
1st AVENUE NORTH - BILLINGS	Major Rehabilitation		PE	\$1,024,945	NH
			RW	\$64,058	NH
			IC	\$64,058	NH
			CN	\$8,455,807	NH
			TOTAL	\$9,608,868	
<b>BRIDGE (BH, BR)</b>					
2012 Scour Mitigation (Yellowstone River (Dick Johnson Bridge))	Mitigation		PE	\$79,000	BH
			CN	\$520,000	STPB
			TOTAL	\$599,000	
I-90 Yellowstone River-Billings	Replace Bridges		PE	\$5,557,600	BR
			CN	\$38,599,300	BR
			TOTAL	\$44,156,900	
<b>SURFACE TRANSPORTATION PROGRAM-URBAN PAVEMENT PRESERVATION (UPP)</b>					
1ST AVE S-MINN AVE-13 ST-BLGS	Pavement Preservation		CN	\$964,700	UPP
			TOTAL	\$964,700	
4TH AVE N-13TH ST TO MAIN-BLG	Pavement Preservation		CN	\$452,300	UPP
			TOTAL	\$452,300	
6TH AVE N- 27TH TO 32ND (BLGS)	Pavement Preservation		PE	\$63,076	UPP
			CN	\$347,900	UPP
			TOTAL	\$410,976	
DIVISION STREET - BILLINGS	Pavement Preservation		PE	\$63,076	UPP
			CN	\$527,100	UPP
			TOTAL	\$590,176	
VARIOUS PROJECTS 2015-2019	Pavement Preservation		PE/CN	Per Project	UPP
<b>HIGHWAY SAFETY (HSIP)</b>					
SF 129-RNDABOUT KING 56TH	Roundabout		PE	\$705,817	HSIP
			RW	\$165,000	HSIP
			IC	\$308,984	HSIP
			CN	\$3,044,800	HSIP
			TOTAL	\$4,224,601	
SF 139-RNDABOUT CENTRAL/56TH	Roundabout		PE	\$784,985	HSIP
			RW	\$253,976	HSIP
			IC	\$126,988	HSIP
			CN	\$2,159,737	HSIP
			TOTAL	\$3,325,686	
SF 139 13TH/PARKHILL SIGNAL	Signal		PE	\$65,780	HSIP
			CN	\$445,600	HSIP
			TOTAL	\$511,380	

TABLE 4(c)-TRANSPORTATION PRIORITY LIST BILLINGS, MONTANA				
<b>HIGHWAY SAFETY (HSIP)-CONTINUED</b>				
MT3-ZIMMERMAN TR INTRSTCT IMPRV	Intersection Improvement	CN	\$2,131,422	HSIP
		TOTAL	\$2,131,422	
SF-149 HILLCREST RIGHT TURN LN.	Intersection Improvement	PE	\$30,098	HSIP
		CN	\$300,975	HSIP
		TOTAL	\$331,073	
SF 129 BILLINGS HORIZONTAL CURVE SIGNAGE	Signage	PE/CN	\$1,126,611	HSIP
		TOTAL	\$1,126,611	
SF-149 CLRS BILLINGS NORTH(only portion in MPO)	Centerline Rumble Strips	PE	\$27,851	HSIP
		CN	\$285,000	HSIP
		Total	\$312,851	
SF 149 - KING INTCH SFTY IMPRV	Safety	PE	\$4,114	HSIP
		CN	\$10,275	HSIP
		TOTAL	\$14,389	
SF 149 CLRS BILLINGS SOUTH(only portion in MPO)	Centerline Rumble Strips	PE	\$1,400	HSIP
		CN	\$10,400	HSIP
		TOTAL	\$11,800	
VARIOUS SAFETY PROJECTS	Safety	ALL	\$2,250,000	HSIP
			\$2,250,000	
<b>OTHER FUNDING</b>				
STP ENHANCEMENTS	Various Projects	OTHER	\$2,030,301	CTEP
ANNUAL OPERATION AND MAINTENANCE	Various Projects	OTHER	\$225,000	LOCAL
MDT-MACI	Equipment Purchase	OTHER	\$220,562	CMAQ/LOCAL
TRANSPORTATION ALTERNATIVES PROGRAM	Various Projects	OTHER	Per Project	TA
STATE FUNDED MAINTENANCE	Various Projects	OTHER	\$1,746,000	STATE
		TOTAL	\$4,221,863	
CN Estimates Include CE Costs				

## (Table 4d) Bench Blvd

Project	Description	Phase	Program Schedule					Funding Source	State 13.42%	Federal 86.58%
			Pre 2013	2014	2015	2016	2017			
Sponsor	Current TIP Est. Cost									
Bench Blvd <i>UPN6041001</i>	Preliminary Engineering	PE	\$87,892		\$23,684			STPU	\$14,973	\$96,603
		PE	\$2,990,428		\$67,932			MT-Earmark	\$410,432	\$2,647,928
		IC**	\$1,269,416		\$136,668			MT-Earmark	\$188,696	\$1,217,388
		IC			\$502,554			STPU	\$67,443	\$435,111
		RW	\$1,585,000					MT-Earmark	\$212,707	\$1,372,293
		RW			\$525,000			STPU	\$70,455	\$454,545
		CN	\$3,479,201		-\$136,666			MT-Earmark	\$448,568	\$2,893,967
		CN	\$1,629,618		-\$52,153			STPU	\$211,696	\$1,365,769
			<b>\$12,108,574</b>	<b>Total</b>	<b>\$11,041,555</b>	<b>\$0</b>	<b>\$1,067,019</b>	<b>\$0</b>	<b>\$0</b>	<b>\$1,624,971</b>
Bench Blvd <i>UPN6041002</i> BENCH BLVD-US 87 INTERSECTION	Reconstruction of roadway.	IC			\$195,095			STPU	\$26,182	\$168,913
		CN			\$2,114,314			MT-Earmark	\$283,741	\$1,830,573
		CN			\$264,950			STPU	\$35,556	\$229,394
			<b>\$2,574,359</b>	<b>Total</b>	<b>\$0</b>	<b>\$0</b>	<b>\$2,574,359</b>	<b>\$0</b>	<b>\$0</b>	<b>\$345,479</b>
Bench Blvd <i>UPN6041003</i> BENCH BLVD-HILLTOP/PEMBERTON	Reconstruction of roadway and bridge.				\$5,036,394	\$2,114,255		CMAQ/MT*	\$959,617	\$6,191,032
		CN				\$3,660,751		STPU	\$491,273	\$3,169,478
			<b>\$10,811,400</b>	<b>Total</b>	<b>\$0</b>	<b>\$0</b>	<b>\$5,036,394</b>	<b>\$5,775,006</b>	<b>\$0</b>	<b>\$1,450,890</b>
<b>Totals</b>	<b>\$25,494,333</b>		<b>\$11,041,555</b>	<b>\$0</b>	<b>\$8,677,772</b>	<b>\$5,775,006</b>	<b>\$0</b>	<b>\$3,421,339</b>	<b>\$22,072,994</b>	

Funding projections are based on best available information and are subject to change given current funding uncertainties and unknown impacts of future congressional or other federal actions.

\* Excess apportionment being spent from CMAQ authority.

\*\* Includes non par funds of \$29,830

## ADVANCEMENT OF PROJECTS

It is mutually agreed that the first two years of this program is the best estimate of the project phase that will be undertaken during the Biennial timeframe. Occasionally, projects advance through the design process faster than anticipated. An approved project may accelerate into the next logical phase providing that the funding source does not change from that, which was initially identified in the TIP. Federal, State, and local governments have agreed that a TIP revision is not required in order to accelerate a specific project phase, so long as other planned work is not unduly delayed. The priorities with regard to the FTA Section 5307 projects in the Biennial Element are: 1) Operating Assistance.

- The priorities with regard to the FTA Section 5310 projects in the Biennial Element are: 1) Replacement vehicles for MET Special Transit, 2) Replacement vehicles for MET Special Transit.
- The priorities with regard to the FTA Section 5309 projects are: 1) Livability Grant for ITS.

## PRIVATE ENTERPRISE PARTICIPATION

Both the City of Billings and Yellowstone County have locally developed policies and procedures to examine opportunities for private sector participation in the provision of transit services and related support services. The City of Billings adopted resolution 86-15346 which states said policy and provides a process for implementation. The Council approved that resolution on July 7, 1986. Further, a Private Transportation Enterprise Participation Policy (PEP) and implementing procedures were adopted by the MPO's Technical Advisory Committee on April 24, 1986; by the Policy Coordinating Committee on May 8, 1986; and by the Yellowstone County Planning Board on May 13, 1986.

The City's MET Transit Department has examined various opportunities for private sector provision of services. The Department utilizes private tire firms to handle parts of servicing of the tire inventory. The Department also contracts with various private firms for radiator repair, air compressor rebuilds, as well as glass, bodywork on the vehicles, and occasional component rebuilds.

The required TIP documentation related to the PEP process is as follows:

- a) The City of Billings MET Transit System solicited the possible interest or involvement of the private sector in providing leased tires for the MET Transit fleet of coaches. In the spring of 1993, 1996, 2001, 2006 and 2011, a Request for Bids was sent to potentially interested private vendors and was also advertised in a local newspaper and a national transit journal. Bids are evaluated based on cost and ability to perform. Three firms requested bid packages. The current contract for the tire lease is in effect through August 31, 2012 with four additional one-year renewal options.
- b) No other proposals were received from the private sector.
- c) There are no known impediments to holding service out for competition.
- d) There are no known private sector complaints.

The Yellowstone County-City of Billings Planning Division has and will continue to follow its adopted policy and procedures regarding private sector participation. The mailing list of private providers has been updated and used to provide notice about TAC and PCC meetings, including those that deal with the Unified Planning Work Program, (UPWP), projects and process as well as the TIP process. Through these mailings the private providers are aware of the development of the proposed transit capital and operating projects as well as the proposed paratransit capital projects for the five years covered in the TIP.

## **FEDERAL TRANSIT ADMINISTRATION PROJECTS**

The Federal Transit Act funded projects, including FTA Section 5309 grant projects, (Biennial Element) are intended to insure the continued efficient operation, maintenance and administration of the MET Transit system fleet and facilities, including meeting federal regulations such as the Americans with Disabilities Act (ADA). The operating grants are for the fiscal years of July 2015 to June 2016 and July 2015 to June 2016 and the Section 5309 grant projects will permit Bus and Bus Facilities projects in Fiscal Years 2015-2016 through 2015-2016.

The vehicle purchases for MET Special Transit are projects to enable the City to continue providing the required specialized demand-responsive paratransit service for citizens who are unable to use the MET Transit System due to their disabling conditions. The projects to purchase vehicles for other entities will address some of the transportation needs of developmentally impaired or disabled residents.




**(Table 5) - TRANSPORTATION PROJECT PRIORITY LIST  
BILLINGS, MONTANA**

<b>SECTION/PROJECT</b>		<b>PROJECT ESTIMATE</b>
<b>FTA SECTION 5307 (INCLUDES LOCAL FUNDS)</b>		
	OPERATING PROJECT (7-1-2014 TO 6-30-2015)	4,140,325
	OPERATING PROJECT (7-1-2015 TO 6-30-2016)	4,140,325
	OPERATING PROJECT (7-1-2016 TO 6-30-2017)	4,140,325
	OPERATING PROJECT (7-1-2017 TO 6-30-2018)	4,140,325
	OPERATING PROJECT (7-1-2018 TO 6-30-2019)	4,140,325
	<b>TOTAL</b>	<b>\$20,701,625</b>
<b>FTA SECTION 5310(INCLUDES LOCAL FUNDS)</b>		
	REPLACEMENT VEHICLES-TRANSIT (FY2015)	192,000
	REPLACEMENT VEHICLES-TRANSIT (FY2016)	192,000
	REPLACEMENT VEHICLES-TRANSIT (FY2017)	192,000
	REPLACEMENT VEHICLES-TRANSIT (FY2018)	192,000
	REPLACEMENT VEHICLES-TRANSIT (FY2019)	192,000
* DEPENDENT ON FUNDING AND APPLICATION APPROVALS BY MDT		
	<b>*TOTAL</b>	<b>\$960,000</b>
<b>FTA SECTION 5311* #Funds transferred to 5307</b>		
	OPERATING PROJECT (2015)	0
	OPERATING PROJECT (2016)	0
	OPERATING PROJECT (2017)	0
<b>FTA SECTION 5339 (INCLUDES LOCAL FUNDS)</b>		
	CAPITAL PROJECTS 2015	525,000
	CAPITAL PROJECTS 2016	525,000
	CAPITAL PROJECTS 2017	525,000
	CAPITAL PROJECTS 2018	525,000
	CAPITAL PROJECTS 2019	525,000
	<b>TOTAL</b>	<b>\$2,625,000</b>
<b>TRANSADE (STATE FUNDED)</b>		
	OPERATING PROJECT (2015)	\$70,000
	OPERATING PROJECT (2016)	\$70,000
	OPERATING PROJECT (2017)	\$70,000
	OPERATING PROJECT (2018)	\$70,000
	OPERATING PROJECT (2019)	\$70,000
	<b>TOTAL</b>	<b>\$350,000</b>
	<b>TOTAL</b>	<b>\$24,636,625</b>

**(Table 6) - MULTI-YEAR STAGING PROGRAM  
CALENDAR YEARS 2015-2019  
BILLINGS, MONTANA**

<b>PROJECTS</b>	<b>2015</b>	<b>2016</b>	<b>2017</b>	<b>2018</b>	<b>2019</b>	<b>&gt;2019</b>
BENCH BLVD-BILLINGS						
BENCH BLVD-US 87 INTERSECTION	Construction					
BENCH BLVD-HILLTOP/PEMBERTON	Construction	Construction				
BILLINGS BYPASS	Construction	Construction		Construction	Construction	Construction
BILLINGS BYPASS						
TRANSPORTATION ALTERNATIVES PROJECTS (VARIOUS)	Per Project-----					
ZIMMERMAN TRAIL	Construction			Construction		
MT3-ZIMMERMAN TR. INTERSECT. IMPROVE.	Construction			Construction		
1ST AVENUE NORTH - BILLINGS		Construction			Construction	
D5 IM FENCING CHAINLINK		Construction				
MDT PREVENTIVE MAINTENANCE (NH )	Per Project-----					
MDT PREVENTIVE MAINTENANCE (IM)	Per Project-----					
STP URBAN PAVEMENT PRESERVATION(UPP)	Per Project-----					
ADA COMPLIANCE	Per Project-----					
2012 SCOUR MITIGATION					Construction	
I-90 YELLOWSTONE RIVER-BILLINGS				Construction		
SF 129-RNDABOUT KING 56TH		Construction				
SF 129 BILLINGS HORIZONTAL CURVE SIGNAGE			Construction			
SF 139-RNDABOUT CENTRAL/56TH				Construction		
SF 139-13TH/PARKHILL SIGNAL			Construction			
27TH ST. - 1ST AVE S TO AIRPORT						
4TH AVE N - 13TH ST TO MAIN BLG	Construction					
BILLINGS SIGNAL UPGRADES	Construction					
LOCKWOOD SIGNALS - BILLINGS						
PINEHILLS INTCH-PRYOR CR INTCH	Construction		Construction			
AIRPORT RD-ZIMMERMAN TRAIL	Construction		Construction			
6TH AVE N-27TH TO 32ND (BLGS)	Construction					
DIVISION STREET - BILLINGS	Construction					
SF-149 HILLCREST RIGHT TURN LN	Construction					
SF-149 CLRS BILLINGS NORTH	Construction	Construction				
SF 149 CLRS BILLINGS SOUTH	Construction					
SF-149 KING INTCH SFTY IMPRV	Construction		Construction			
CTEP - VARIOUS PROJECTS	Construction					
DOWNTOWN STATE SIGNALS BLGS		Construction				
BILLINGS-NW			Construction			
MAIN ST BILLINGS			Construction			
EXPOSITION DR & 1ST AVE			Construction			
1ST AVE S - MINN AVE 13TH ST BLGS	Construction					
1ST AVE S - ADA (BLGS)		Construction				

\*\*\*ALL TIME FRAMES ARE APPROXIMATE

	PRELIMINARY ENGINEERING
	RIGHT OF WAY/UTILITIES
	CONSTRUCTION

(Table 7) - HIGHWAY/TRANSIT MULTI-YEAR IMPROVEMENT PROGRAM FISCAL YEAR 2015  
BILLINGS, MONTANA

PROJECT DESCRIPTION	UPN	PHASING	STP URBAN (STPU)	CMAQ	LOCAL	MT. AIR CONGESTION INITIATIVE (MACI)	EARMARKS (MT, NCPD, DEMO)	SURFACE TRANSPORTATION PROJECTS STPE	TRANSPORTATION ALTERNATIVES PROGRAM (TA)**	NATIONAL HWY SYSTEM (NHS) INTERSTATE MAINTENANCE (IM)	HSIP UPP RRP BRIDGE	TRANSIT SEC 5307	TRANSIT SEC 5310**	TRANSADA	TRANSIT SEC 5339**	OTHER FUNDS*	TOTAL
Estimated carryover balance			\$ 12,016,934	\$ 6,232,673	\$ -	\$ 25,141,588	\$ 2,030,301	\$ -	\$ -			\$ 27,000					
Estimated allocation			\$ 2,489,770	\$ 1,432,171	\$ -	\$ -	\$ -	\$ 195,400	\$ 2,674,304			\$ 1,718,629	\$ 160,000	\$ 70,000	\$ 420,000	\$ 2,566,696	
Estimated beginning balance			\$ 14,506,704	\$ 7,664,844	\$ -	\$ 25,141,588	\$ 2,030,301	\$ 195,400				\$ 187,000					
MT3-ZIMMERMAN TR INTRSCCT IMPRV	8888	PE								\$ 716,907							\$ 716,907
BENCH BOULEVARD-BILLINGS	6041	RW / IC / CN	\$ 851,516														\$ 851,516
BENCH BLVD-US 87 INTERSECTION	6041	IC/CN	\$ 460,045				\$ 2,114,314										\$ 2,574,359
BENCH BLVD-HILLTOP/PEMBERTON	6041	CN		\$ 5,036,394													\$ 5,036,394
BILLINGS BYPASS	4199	PE/RW					\$ 17,755,315										\$ 17,755,315
ZIMMERMAN TRAIL	6040	PE					\$ 941,150										\$ 941,150
BILLINGS SIGNAL UPGRADES	9007	OT				\$ 320,869											\$ 320,869
LOCKWOOD SIGNALS - BILLINGS	9012	OT				\$ 18,948											\$ 18,948
TRAFFIC MITIGATION		ALL				\$ 250,000											\$ 250,000
MDT-PREVENTATIVE MAINTENANCE - IM		ALL								\$ 1,500,000							\$ 1,500,000
PINEHILLS INTCH-PRYOR CR INTCH (only portion in MPO)	8986	PE								\$ 30,307							\$ 30,307
MDT-PREVENTATIVE MAINTENANCE - NH		ALL								\$ 350,000							\$ 350,000
AIRPORT RD - ZIMMERMAN TRAIL	8987	PE								\$ 75,690							\$ 75,690
MDT-URBAN PAVEMENT PRESERVATION (UPP)		ALL								\$ 500,000							\$ 500,000
1ST AVE S-MINN AVE-13 ST-BLGS	8592	CN								\$ 964,700							\$ 964,700
4TH AVE N-13TH ST TO MAIN-BLG	8593	CN								\$ 452,300							\$ 452,300
6TH AVE N- 27TH TO 32ND (BLGS)	9003	PE								\$ 63,076							\$ 63,076
DIVISION STREET - BILLINGS	9004	PE								\$ 63,076							\$ 63,076
ENHANCEMENT PROJECTS-VARIOUS LOCATIONS		ALL															\$ -
STPE PONDEROSA SCHOOL PATH - BILLINGS	8183	CN					\$ 176,800										\$ 176,800
STPE ARROWHEAD SCHOOL PATH - BILLINGS	8184	CN					\$ 82,500										\$ 82,500
STPE SWORDS PARK OUTLET TRAIL - BLGS	8185	CN					\$ 117,900										\$ 117,900
STPE POLY DRIVE SCHOOL WALKS - BLGS	8186	CN					\$ 95,500										\$ 95,500
STPE BROADWATER SCHL LScape - BLGS	8836	CN					\$ 188,795										\$ 188,795
STPE 19TH ST W WALKS - BLGS	8837	PE,CN					\$ 130,956										\$ 130,956
STPE POLY DRIVE BIKE/PED - BLGS	8838	CN					\$ 196,434										\$ 196,434
STPE 44TH ST W WALKS - BLGS	8839	PE,CN					\$ 111,312										\$ 111,312
STPE WICKS LN PATH - BLGS	8841	PE,CN					\$ 278,282										\$ 278,282
STPE BARRETT RD PATH - BLGS	8842	PE,CN					\$ 143,277										\$ 143,277
STPE CALHOUN LN WALKS - BLGS	8843	CN					\$ 188,795										\$ 188,795
STPE JACKSON ST WALKS - BLGS	8822	PE,CN					\$ 236,266										\$ 236,266
STPE KING AVE TRAIL - BLGS	8823	PE,CN					\$ 83,484										\$ 83,484
TRANSPORTATION ALTERNATIVES-VARIOUS LOCATIONS		PE							\$ 150,000								\$ 150,000
TA BROADWATER AVE PATH-BILLINGS	8701	PE							\$ 45,400								\$ 45,400
SAFETY PROJECTS VARIOUS		PE/RW/IC/CN									\$ 250,000						\$ 250,000
SF 129 RNDABOUT KING 56TH	8052	RW/IC									\$ 220,000						\$ 220,000
SF-149 HILLCREST RIGHT TURN LN.	8904	PE									\$ 30,098						\$ 30,098
SF-149 CLRS BILLINGS NORTH(only portion in MPO)	8906	PE									\$ 27,851						\$ 27,851
SF 149 - KING INTCH SFTY IMPRV	8941	PE									\$ 4,114						\$ 4,114
SF 149 CLRS BILLINGS SOUTH(only portion in MPO)	8907	PE							\$ 1,400								\$ 1,400
TRANSIT OPERATING (7/2014-6/2015)												\$ 1,718,629		\$ 70,000		\$ 2,421,696	\$ 4,210,325
REPLACEMENT VEHICLES												\$ 187,000				\$ 40,000	\$ 227,000
TRANSIT CAPITAL (7/2014-6/2015)		CAPITAL													\$ 420,000	\$ 105,000	\$ 525,000
<b>TOTAL</b>			\$ 1,311,561	\$ 5,036,394	\$ 589,817	\$ 20,810,779	\$ 2,030,301	\$ 195,400	\$ 2,674,304	\$ 2,575,215	\$ 1,718,629	\$ 187,000	\$ 70,000	\$ 420,000	\$ 2,566,696	\$ 40,186,096	

\*Local Match for Transit \*\*Dependent on Funding & Application Approvals by MDT \*\*\*FUNDS TO BE TRANSFERRED TO 5307

(Table 8) - HIGHWAY/TRANSIT MULTI-YEAR IMPROVEMENT PROGRAM FISCAL YEAR 2016

BILLINGS, MONTANA														TOTAL	
PROJECT DESCRIPTION	UPN	PHASING	STP URBAN (STPU)	CMAQ LOCAL	MT. AIR CONGESTION INITIATIVE (MACI)	EARMARKS (MT, NCPD, DEMO)	TRANSPORTATION ALTERNATIVES PROGRAM (TA)**	NATIONAL HWY SYSTEM (NHS) INTERSTATE MAINTENANCE (IM)	HSIP UPP RRP BRIDGE	TRANSIT SEC 5307	TRANSIT SEC 5310**	TRANSADA	TRANSIT SEC 5339**	OTHER FUNDS*	TOTAL
Estimated carryover balance			\$ 13,195,143	\$ 2,628,450		\$ 4,330,809	\$ -				\$ -				
Estimated allocation			\$ 2,489,770	\$ 1,516,062	\$ -	\$ -	\$ 697,900	\$ 4,478,369	\$ 4,594,176	\$ 1,718,629	\$ 160,000	\$ 70,000	\$ 420,000	\$ 2,566,696	
Estimated beginning balance			\$ 15,684,913	\$ 4,144,512	\$ -	\$ 4,330,809	\$ 697,900				\$ 160,000				
BENCH BLVD-HILLTOP/PEMBERTON	6041	CN	\$ 3,660,751	\$ 2,114,255											\$ 5,775,006
ADA COMPLIANCE		ALL			\$ 250,000										\$ 250,000
1st AVE SOUTH - ADA (BLGS)	9082	ALL			\$ 1,830,700										\$ 1,830,700
TRAFFIC MITIGATION		ALL			\$ 250,000										\$ 250,000
DOWNTOWN STATE SIGNALS BLGS	8036	IC/RW/CN			\$ 3,959,200										\$ 3,959,200
MDT-PREVENTATIVE MAINTENANCE - IM		ALL						\$ 1,500,000							\$ 1,500,000
D5 IM FENCING - CHAIN LINK (only portion in MPO)	8131	CN						\$ 700,000							\$ 700,000
MDT-PREVENTATIVE MAINTENANCE - NH		ALL						\$ 1,000,000							\$ 1,000,000
27th St-1st Ave S to Airport	7910	IC/RW						\$ 253,424							\$ 253,424
MDT-URBAN PVMT PRES (UPP)		ALL							\$ 500,000						\$ 500,000
TRANSPORTATION ALTERNATIVES-VARIOUS LOCATIONS		ALL				\$ 200,000									\$ 200,000
TA BROADWATER AVE PATH-BILLINGS	8701	CN					\$ 497,900								\$ 497,900
1ST AVENUE NORTH - BILLINGS	9022	PE						\$ 1,024,945							\$ 1,024,945
SAFETY PROJECTS VARIOUS		PE/RW/IC/CN							\$ 500,000						\$ 500,000
SF 129 RNDABOUT KING 56TH	8052	CN							\$ 3,044,800						\$ 3,044,800
SF 139-CENTRAL & 56TH RNDABOUT	8611	RW							\$ 253,976						\$ 253,976
SF-149 CLRS BILLINGS NORTH(only portion in MPO)	8906	CN							\$ 285,000						\$ 285,000
SF 149 CLRS BILLINGS SOUTH(only portion in MPO)	8907	CN							\$ 10,400						\$ 10,400
TRANSIT OPERATING (7/16-6/17)		Operating								\$ 1,718,629		\$ 70,000		\$ 2,421,696	\$ 4,210,325
VEHICLE REPLACEMENTS**		Purchase									\$ 160,000			\$ 40,000	\$ 200,000
TRANSIT CAPITAL (7/16-6/17)		Capital											\$ 420,000	\$ 105,000	\$ 525,000
Adjustments			\$ (881)												\$ (881)
<b>TOTAL</b>			\$ 3,659,870	\$ 2,114,255	\$ 6,289,900	\$ -	\$ 697,900	\$ 4,478,369	\$ 4,594,176	\$ 1,718,629	\$ 160,000	\$ 70,000	\$ 420,000	\$ 2,566,696	\$ 26,769,795

\*Local Match for Transit \*\*Dependent on Funding & Application Approvals by MDT

(Table 9) - HIGHWAY/TRANSIT MULTI-YEAR IMPROVEMENT PROGRAM FISCAL YEAR 2017															
BILLINGS, MONTANA															
PROJECT DESCRIPTION	UPN	PHASING	STP URBAN (STPU)	CMAQ LOCAL	MT. AIR CONGESTION INITIATIVE (MACI)	EARMARKS (MT, NCPD, DEMO)	TRANSPORTATION ALTERNATIVES PROGRAM (TA)**	NATIONAL HWY SYSTEM (NHS) INTERSTATE MAINTENANCE (IM)	HSIP UPP RRP BRIDGE	TRANSIT SEC 5307	TRANSIT SEC 5310**	TRANSADA	TRANSIT SEC 5339**	OTHER FUNDS*	TOTAL
Estimated carryover balance			\$ 12,025,043	\$ 2,030,257		\$ 4,330,809	\$ -								
Estimated allocation			\$ 2,489,770	\$ 1,516,062	\$ -	\$ -	\$ 700,000	\$ 30,235,737	\$ 3,885,397	\$ 1,718,629	\$ 160,000	\$ 70,000	\$ 420,000	\$ 2,566,696	
Estimated beginning balance			\$ 14,514,813	\$ 3,546,319	\$ -	\$ 4,330,809	\$ 700,000				\$ 160,000				
BILLINGS BYPASS	4199	IC						\$ 3,188,004							\$ 3,188,004
ZIMMERMAN TRAIL	6040	RW				\$ 119,484									\$ 119,484
MT3-ZIMMERMAN TR INTRSTC IMPRV	8888	RW/IC						\$ 156,720							\$ 156,720
ADA COMPLIANCE		ALL			\$ 500,000										\$ 500,000
TRAFFIC MITIGATION		ALL			\$ 250,000										\$ 250,000
MDT-PREVENTATIVE MAINTENANCE - IM		ALL						\$ 1,500,000							\$ 1,500,000
PINEHILLS INTCH-PRYOR CR INTCH (only portion in MPO)	8986	CN						\$ 857,250							\$ 857,250
MDT-PREVENTATIVE MAINTENANCE - NH		ALL						\$ 1,000,000							\$ 1,000,000
BILLINGS - NW	8721	CN						\$ 4,946,400							\$ 4,946,400
MAIN ST - BILLINGS	8717	CN						\$ 7,441,200							\$ 7,441,200
27th St-1st Ave S to Airport	7910	CN			\$ 4,503,600			\$ 7,661,595							\$ 12,165,195
EXPOSITION DR & 1st AVE	7908	CN						\$ 1,257,185							\$ 1,257,185
AIRPORT RD - ZIMMERMAN TRAIL	8987	CN						\$ 2,227,383							\$ 2,227,383
MDT-URBAN PVMT PRES (UPP)		ALL							\$ 500,000						\$ 500,000
6TH AVE N- 27TH TO 32ND (BLGS)	9003	CN						\$ 347,783							\$ 347,783
DIVISION STREET - BILLINGS	9004	CN						\$ 526,951							\$ 526,951
TRANSPORTATION ALTERNATIVES-VARIOUS LOCATIONS		ALL					\$ 700,000								\$ 700,000
SAFETY PROJECTS VARIOUS		PE/RW/IC/CN							\$ 500,000						\$ 500,000
SF 129 BILLINGS HORIZONTAL CURVE SIGNAGE(only portion in	7990	CN						\$ 1,126,700							\$ 1,126,700
SF 139 13TH/PARKHILL SIGNAL	8610	CN						\$ 445,600							\$ 445,600
SF 139-CENTRAL & 56TH RNDABOUT	8611	IC						\$ 126,988							\$ 126,988
SF-149 HILLCREST RIGHT TURN LN.	8904	CN						\$ 300,975							\$ 300,975
SF 149 - KING INTCH SFTY IMPRV	8941	CN						\$ 10,400							\$ 10,400
TRANSIT OPERATING (7/16-6/17)		Operating								\$ 1,718,629		\$ 70,000		\$ 2,421,696	\$ 4,210,325
VEHICLE REPLACEMENTS**		Purchase									\$ 160,000			\$ 40,000	\$ 200,000
TRANSIT CAPITAL (7/16-6/17)		Capital											\$ 420,000	\$ 105,000	\$ 525,000
Adjustments															\$ -
<b>TOTAL</b>			\$ -	\$ -	\$ 5,253,600	\$ 119,484	\$ 700,000	\$ 30,235,737	\$ 3,885,397	\$ 1,718,629	\$ 160,000	\$ 70,000	\$ 420,000	\$ 2,566,696	\$ 45,129,543

\*Local Match for Transit and Zimmerman Trail    \*\*Dependent on Funding & Application Approvals by MDT

(Table 10) - HIGHWAY/TRANSIT MULTI-YEAR IMPROVEMENT PROGRAM FISCAL YEAR 2018

BILLINGS, MONTANA

PROJECT DESCRIPTION	UPN	PHASING	STP URBAN (STPU)	CMAQ LOCAL	MT. AIR CONGESTION INITIATIVE (MACI)	EARMARKS (MT, NCPD, DEMO)	TRANSPORTATION ALTERNATIVES PROGRAM (TA)**	NATIONAL HWY SYSTEM (NHS) INTERSTATE MAINTENANCE (IM)	HSIP UPP RRP BRIDGE	TRANSIT SEC 5307	TRANSIT SEC 5310**	TRANSAD E	TRANSIT SEC 5339**	OTHER FUNDS*	TOTAL
Estimated carryover balance			\$ 14,514,813	\$ 3,546,319		\$ 4,211,325									
Estimated allocation			\$ 2,489,770	\$ 1,516,062	\$ -	\$ -	\$ 700,000	\$ 11,017,916	\$ 43,890,459	\$ 1,718,629	\$ 160,000	\$ 70,000	\$ 420,000	\$ 3,447,069	
Estimated beginning balance			\$ 17,004,583	\$ 5,062,381	\$ -	\$ 4,211,325	\$ 700,000				\$ 160,000				
BILLINGS BYPASS(Five Mile Road)	4199	CN	\$ 4,120,036												\$ 4,120,036
ZIMMERMAN TRAIL	6040	CN				\$ 3,237,300								\$ 880,373	\$ 4,117,673
MT3-ZIMMERMAN TR INTRSCCT IMPRV	8888	CN						\$ 2,199,400	\$ 2,131,422						\$ 4,330,822
ADA COMPLIANCE		ALL			\$ 500,000										\$ 500,000
TRAFFIC MITIGATION		ALL			\$ 250,000										\$ 250,000
MDT-PREVENTATIVE MAINTENANCE - IM		ALL						\$ 1,500,000							\$ 1,500,000
MDT-PREVENTATIVE MAINTENANCE - NH		ALL						\$ 1,000,000							\$ 1,000,000
MDT-URBAN PVMT PRES (UPP)		ALL							\$ 500,000						\$ 500,000
TRANSPORTATION ALTERNATIVES-VARIOUS LOCATIONS		ALL					\$ 700,000								\$ 700,000
I-90 YELLOWSTONE R-BILLINGS	7972	CN						\$ 6,190,400	\$ 38,599,300						\$ 44,789,700
1ST AVENUE NORTH - BILLINGS	9022	RW/IC						\$ 128,116							\$ 128,116
SAFETY PROJECTS VARIOUS		PE/RW/IC/CN							\$ 500,000						\$ 500,000
SF 139-CENTRAL & 56TH RNDABOUT	8611	CN							\$ 2,159,737						\$ 2,159,737
TRANSIT OPERATING (7/16-6/17)		Operating								\$ 1,718,629		\$ 70,000		\$ 2,421,696	\$ 4,210,325
VEHICLE REPLACEMENTS**		Purchase									\$ 160,000			\$ 40,000	\$ 200,000
TRANSIT CAPITAL (7/16-6/17)		Capital											\$ 420,000	\$ 105,000	\$ 525,000
<b>TOTAL</b>			\$ 4,120,036	\$ -	\$ 750,000	\$ 3,237,300	\$ 700,000	\$ 11,017,916	\$ 43,890,459	\$ 1,718,629	\$ 160,000	\$ 70,000	\$ 420,000	\$ 3,447,069	\$ 69,531,409

\*Local Match for Transit \*\*Dependent on Funding & Application Approvals by MDT

(Table 11) - HIGHWAY/TRANSIT MULTI-YEAR IMPROVEMENT PROGRAM FISCAL YEAR 2019

BILLINGS, MONTANA															
PROJECT DESCRIPTION	UPN	PHASING	STP URBAN (STPU)	CMAQ LOCAL	MT. AIR CONGESTION INITIATIVE (MACI)	EARMARKS (MT, NCPD, DEMO)	TRANSPORTATION ALTERNATIVES PROGRAM (TA)**	NATIONAL HWY SYSTEM (NHS) INTERSTATE MAINTENANCE (IM)	HSIP UPP RRP BRIDGE	TRANSIT SEC 5307	TRANSIT SEC 5310**	TRANSIDE	TRANSIT SEC 5339**	OTHER FUNDS*	TOTAL
Estimated carryover balance			\$ 12,884,547	\$ 5,062,381		\$ 974,025									
Estimated allocation			\$ 2,489,770	\$ 1,516,062	\$ -	\$ -	\$ 700,000	\$ 10,955,807	\$ 2,293,788	\$ 1,718,629	\$ 160,000	\$ 70,000	\$ 420,000	\$ 2,566,696	
Estimated beginning balance			\$ 15,374,317	\$ 6,578,443	\$ -	\$ 974,025	\$ 700,000				\$ 160,000				
BILLINGS BYPASS(South RR Connection)	4199	CN	\$ 4,943,534												\$ 4,943,534
ADA COMPLIANCE		ALL			\$ 500,000										\$ 500,000
TRAFFIC MITIGATION		ALL			\$ 250,000										\$ 250,000
MDT-PREVENTATIVE MAINTENANCE - IM		ALL						\$ 1,500,000							\$ 1,500,000
MDT-PREVENTATIVE MAINTENANCE - NH		ALL						\$ 1,000,000							\$ 1,000,000
MDT-URBAN PVMT PRES (UPP)		ALL							\$ 500,000						\$ 500,000
1ST AVENUE NORTH - BILLINGS	9022	CN						\$ 8,455,807							\$ 8,455,807
TRANSPORTATION ALTERNATIVES-VARIOUS LOCATIONS		ALL					\$ 700,000								\$ 700,000
I-90 YELLOWSTONE R-BILLINGS	7972	RW/IC							\$ 773,788						\$ 773,788
SAFETY PROJECTS VARIOUS		PE/RW/IC/CN							\$ 500,000						\$ 500,000
2012 SCOUR MITIGATION	7960	CN							\$ 520,000						\$ 520,000
TRANSIT OPERATING (7/16-6/17)		Operating								\$ 1,718,629		\$ 70,000		\$ 2,421,696	\$ 4,210,325
VEHICLE REPLACEMENTS**		Purchase									\$ 160,000			\$ 40,000	\$ 200,000
TRANSIT CAPITAL (7/16-6/17)		Capital											\$ 420,000	\$ 105,000	\$ 525,000
<b>TOTAL</b>			\$ 4,943,534	\$ -	\$ 750,000	\$ -	\$ 700,000	\$ 10,955,807	\$ 2,293,788	\$ 1,718,629	\$ 160,000	\$ 70,000	\$ 420,000	\$ 2,566,696	\$ 24,578,454

\*Local Match for Transit      \*\*Dependent on Funding & Application Approvals by MDT

Table 12) - BIENNIAL ELEMENT OCTOBER 1, 2014 - SEPTEMBER 30, 2016 (HIGHWAY)							
BILLINGS, MONTANA							
PROJECT/PHASE	PROJECT NUMBER	PROJECT DESCRIPTION	TOTAL ESTIMATED COST	FEDERAL FUNDS AND SOURCES	NON-FEDERAL FUNDS AND SOURCES	RECIPIENT OF FUNDS	RESPONSIBLE IMPLEMENTING AGENCY
MT3-ZIMMERMAN TR INTRSCCT IMPRV PE/RW/IC	HSIP/NH UPN8888	INTERSECTION IMPROVEMENT	532,852	479,567 FHWA	53,285 STATE MATCH	MDT	MDT
BENCH BLVD-US 87 INTERSECTION IC/CN	STPU/MT 1036( ) UPN6041002	RECONSTRUCTION	2,574,359	2,228,880 FHWA	345,479 STATE MATCH	MDT	MDT
BENCH BLVD-HILLTOP/PEMBERTON CN	CM/STPU/MT 1036( ) UPN6041003	RECONSTRUCTION	10,811,400	9,360,510 FHWA	1,450,890 STATE MATCH	MDT	MDT
BILLINGS BYPASS RW	NCPD-MT56(45) UPN4199	RECONSTRUCTION	7,847,000	6,793,933 FHWA	1,053,067 STATE MATCH	MDT	MDT
TRAFFIC MITIGATION ALL	CM()	SIGNAL OPTIMIZATION	500,000	432,900 FHWA	67,100 STATE MATCH	MDT	MDT
BILLINGS SIGNALS UPDGRADE OT	CM UPN9007	SIGNAL OPTIMIZATION	320,869	277,808 FHWA	43,061 STATE MATCH	MDT	MDT
LOCKWOOD SIGNALS - BILLINGS OT	CM UPN9012	SIGNAL OPTIMIZATION	18,948	16,405 FHWA	2,543 STATE MATCH	MDT	MDT
MDT-PREVENTIVE MAINTENANCE (IM) PE/CN	IM	MAINTENANCE MAINTENANCE	3,000,000	2,597,400 FHWA	402,600 STATE MATCH	MDT	MDT
D-5 IM FENCING - CHAINLINK(only portion in MPO) CN	IM STWD UPN 8131	INTERSTATE FENCING	700,000	606,060 FHWA	93,940 STATE MATCH	MDT	MDT
PINEHILLS INTCH-PRYOR CR INTCH PE	IM UPN 8986	PAVEMENT PRESERVATION	30,307	26,240 FHWA	4,067 STATE MATCH	MDT	MDT
MDT-PREVENTIVE MAINTENANCE (NH) PE/CN	NH	MAINTENANCE MAINTENANCE	1,350,000	1,168,830 FHWA	181,170 STATE MATCH	MDT	MDT
27th St-1st Ave S to AIRPORT IC/RW	NH53-1(29) UPN7910	OVERLAY	253,424	219,414 FHWA	34,010 STATE MATCH	MDT	MDT
MDT-URBAN PVMT PRESERVATION(UPP) ALL	UPP	PAVEMENT PRESERVATION	1,000,000	865,800 FHWA	134,200 STATE MATCH	MDT	MDT
6TH AVE N - 27TH TO 32ND (BLGS) PE	UPP UPN9003	PAVEMENT PRESERVATION	63,076	54,611 FHWA	8,465 STATE MATCH	MDT	MDT
DIVISION STREET - BILLINGS PE	UPP UPN9004	PAVEMENT PRESERVATION	63,076	54,611 FHWA	8,465 STATE MATCH	MDT	MDT
AIRPORT RD - ZIMMERMAN TRAIL PE	NH UPN8987	PAVEMENT PRESERVATION	75,690	65,532 FHWA	10,158 STATE MATCH	MDT	MDT
1ST AVE S-MINN AVE-13 ST-BLGS CN	UPP UPN8592	PAVEMENT PRESERVATION	964,700	835,237 FHWA	129,463 STATE MATCH	MDT	MDT
4TH AVE N-13TH ST TO MAIN-BLG CN	UPP UPN8593	PAVEMENT PRESERVATION	452,300	391,601 FHWA	60,699 STATE MATCH	MDT	MDT
STPE PONDEROSA SCHOOL PATH - BILLINGS CN	STPE UPN8183	BIKE/PED	176,800	153,073 FHWA	23,727 LOCAL MATCH	MDT	LOCAL
STPE ARROWHEAD SCHOOL PATH - BILLINGS CN	STPE UPN8184	BIKE/PED	82,500	71,429 FHWA	11,072 LOCAL MATCH	MDT	LOCAL
STPE SWORDS PARK OUTLET TRAIL - BLGS CN	STPE UPN8185	BIKE/PED	117,900	102,078 FHWA	15,822 LOCAL MATCH	MDT	LOCAL
STPE POLY DRIVE SCHOOL WALKS - BLGS CN	STPE UPN8186	BIKE/PED	95,500	82,684 FHWA	12,816 LOCAL MATCH	MDT	LOCAL
SAFETY PROJECTS VARIOUS ALL	HSIP	SAFETY	500,000	450,000 FHWA	50,000 STATE MATCH	MDT	MDT
SF 129 RNDABOUT KING 56TH RW/IC/CN	HSIP UPN8052	SAFETY	3,182,800	2,864,520 FHWA	318,280 STATE MATCH	MDT	MDT
2012-SCOUR MITIGATION CN	HSIP UPN7960	SCOUR MITIGATION	520,000	468,000 FHWA	52,000 STATE MATCH	MDT	MDT
ZIMMERMAN TRAIL RW	MT1001() UPN6040	ROADWAY IMPROVEMENTS	100,000	86,580 FHWA	13,420 STATE MATCH	MDT	MDT
DOWNTOWN STATE SIGNALS BLGS CN	CMSTWD(100) UPN8036	SIGNAL OPTIMIZATION	6,872,600	5,950,297 FHWA	922,303 STATE MATCH	MDT	MDT
ENHANCEMENT PROJECTS-VARIOUS LOCATIONS ALL	TA()	BIKE/PED TRAILS	700,000	606,060 FHWA	93,940 STATE MATCH	MDT	MDT
SF 139 13TH/PARKHILL SIGNAL CN	HSIP1099() UPN8610	NEW SIGNAL	432,119	388,907 FHWA	43,212 STATE MATCH	MDT	MDT
SF 129 BILLINGS HORIZONTAL CURVE SIGNAGE CN	HSIPSTWD UPN7990	SIGNAGE UPGRADE	1,126,700	1,014,030 FHWA	112,670 STATE MATCH	MDT	MDT
SF 149-CENTRAL & 56TH RNDABOUT RW/IC	HSIP56() UPN8611	INSTALL ROUNDABOUT	380,964	342,868 FHWA	38,096 STATE MATCH	MDT	MDT
SF-149 HILLCREST RIGHT TURN LN. PE/CN	HSIP UPN8904	SIGNAGE UPGRADE	331,073	297,966 FHWA	33,107 STATE MATCH	MDT	MDT
SF-149 CLRS BILLINGS NORTH(only portion in MPO) PE/CN	HSIPSTWD UPN8906	CENTERLINE RUMBLE STRIPS	312,851	281,566 FHWA	31,285 STATE MATCH	MDT	MDT
SF-149 KING INTCH SFTY IMPRV PE	HSIP UPN8941	REFLECTIVE BACKING	4,114	3,703 FHWA	411 STATE MATCH	MDT	MDT
Not all Earmarks require 13.42% match							

(Table 12) - BIENNIAL ELEMENT JULY 1, 2014-JUNE 30, 2016 (TRANSIT)					
BILLINGS MONTANA					
PROJECT/FUNDING SOURCE	TOTAL EST COST	FEDERAL FUNDS AND SOURCES	NON-FEDERAL FUNDS AND SOURCES	RECIPIENT OF FUNDS	RESPONSIBLE IMPLEMENTING AGENCY
<b>FTA SECTION 5307</b>					
OPERATING PROJECT (7-1-14 TO 6-30-15)	4,140,325	1,718,629	2,421,696	CITY	CITY
OPERATING PROJECT (7-1-15 TO 6-30-16)	4,140,325	1,718,629	2,421,696	CITY	CITY
<b>FTA SECTION 5310*</b>					
REPLACEMENT VEHICLES(2015)	160,000	128,000	32,000	STATE	VARIOUS LOCAL
REPLACEMENT VEHICLES (2016)	160,000	128,000	32,000	STATE	VARIOUS LOCAL
<b>FTA SECTION 5311* #Funds transferred to 5307</b>					
OPERATING PROJECT (2015)	-	-	-	CITY	CITY
OPERATING PROJECT (2016)	-	-	-	CITY	CITY
<b>FTA SECTION 5339</b>					
CAPITAL/VEHICLES (2015)	525,000	420,000	105,000	CITY	CITY
CAPITAL/VEHICLES (2016)	525,000	420,000	105,000	CITY	CITY
<b>TransADE State Funded</b>					
OPERATING PROJECT (2015)			70,000	CITY	CITY
OPERATING PROJECT (2016)			70,000	CITY	CITY
*Dependent on Funding & Application Approvals by MDT					