

BILLINGS URBAN AREA

TRANSPORTATION IMPROVEMENT PROGRAM (TIP)



**FY 2017-2021
DRAFT**

****This document is funded in part through grants from the Federal Highway Administration and Federal Transit Administration, U.S. Department of Transportation. The contents of this document do not necessarily reflect the official views or policy of the U.S. Department of Transportation.**

Prepared by:

Yellowstone County Board of Planning
Billings Metropolitan Planning Organization

In Cooperation With:

City of Billings
Yellowstone County
Yellowstone County Board of Planning
Montana Department of Transportation
Federal Highway Administration
Federal Transit Administration

Reviewed By:

Approval

Technical Advisory Committee	03/02/2017
Yellowstone County Board of Planning	03/28/2017
Billings City Council	04/10/2017
Yellowstone County Commissioners	03/21/2017

Approved By:

Billings Policy Coordinating Committee	04/25/2017
Montana Department of Transportation	
Federal Highway Administration	
Federal Transit Administration	

TABLE OF CONTENTS

SIGNATURE PAGE 1

INTRODUCTION 2

FEDERAL REGULATIONS 2

FINANCIAL RESOURCES 3

AIR QUALITY CONSISTENCY 3

CONFORMITY OF THE BILLINGS AREA TRANSPORTATION IMPROVEMENT PROGRAM
WITH THE 1990 CLEAN AIR ACT 4

TIP CONFORMITY 4

ENERGY CONSERVATION CONSIDERATIONS 5

PROGRAMMING OF NON-URBAN SYSTEM, FEDERAL AID AND STATE FUNDING 5

PRIVATE ENTERPRISE PARTICIPATION 12

LIST OF TABLES

TABLE 1: REGIONALLY SIGNIFICANT PROJECTS 5

TABLE 2: TRANSPORTATION REVENUE ESTIMATES (2017-2021) 7

TABLES 3A-3D: TRANSPORTATION PRIORITY LIST 8-11

TABLE 4: TRANSPORTATION PROJECT PRIORITY LIST FTA SECTIONS 5307, 5310, 5311, 5339, TRANSAD E
..... 14

TABLE 5: MULTI-YEAR STAGING PROGRAM CALENDAR YEARS 2017-2021 15

TABLE 6: HIGHWAY/TRANSIT MULTI-YEAR IMPROVEMENT PROGRAM FY 2017 16

TABLE 7: HIGHWAY/TRANSIT MULTI-YEAR IMPROVEMENT PROGRAM FY 2018 17

TABLE 8: HIGHWAY/TRANSIT MULTI-YEAR IMPROVEMENT PROGRAM FY 2019 18

TABLE 9: HIGHWAY/TRANSIT MULTI-YEAR IMPROVEMENT PROGRAM FY 2020.....19

TABLE 10: HIGHWAY/TRANSIT MULTI-YEAR IMPROVEMENT PROGRAM FY 2021.....20

TABLE 11: BIENNIAL ELEMENT OCTOBER 1, 2017-SEPTEMBER 30, 2019 (HIGHWAY)21-22

TABLE 11-1: BIENNIAL ELEMENT JULY 1, 2017-JUNE 30 2019 (TRANSIT).....23

**METROPOLITAN TRANSPORTATION PLANNING PROCESS
SELF-CERTIFICATION**

The Billings Metropolitan Planning Organization for the Billings, Montana, urbanized area hereby certifies that the transportation planning process is addressing the major issues in the metropolitan planning area and is being conducted in accordance with all applicable requirements of:

- I. 49 U.S.C. Section 5303 and 23 U.S.C. 134 and CFR 450.334;
- II. Title VI of the Civil Rights Act of 1964, as amended (42 U.S.C 2000d-1) and 49 CFR, Part 21;
- III. Section 1101(b) of the SAFETEA-LU (Pub. L. 109-59) regarding the involvement of disadvantaged business enterprises in the FHWA and the FTA funded projects (49 CFR part 26);
- IV. The provision of the Americans With Disabilities Act of 1990 (42U.S.C. 12101 *et seq.*) and the U. S. DOT implementing regulation (49 CFR Parts 27, 37 and 38);
- V. The provisions of 49 CFR part 20 regarding restrictions on influencing certain activities; and
- VI. Sections 174 and 176(c) and (d) of the Clean Air Act as amended (42 U.S.C. 7504, 7506(c) and (d)), 40 CFR, part 93.
- VII. 49 U.S.C. 5332, prohibiting discrimination on the basis of race, color, creed, national origin, sex or age in employment or business opportunity.
- VIII. 23 CFR, part 230, regarding the implementation of an equal employment opportunity on Federal & Federal-aid highway construction contracts.
- IX. The Older Americans Act as amended (42 U.S.C. 6101), prohibiting discrimination on the basis of age in program or projects receiving Federal financial assistance.
- X. Section 324 of title 23 U.S.C. regarding the prohibition of discrimination based on gender.
- XI. Section 504 of the Rehabilitation Act of 1973 (29 U.S.C. 794) and 49 CFR, part 27 regarding discrimination against individuals with disabilities.

Billings, Montana

Metropolitan Planning Organization

SIGNATURE HERE--

INTRODUCTION

PREFACE

The Yellowstone County Board of Planning (YCBP) is the metropolitan planning organization (MPO) for the Billings metropolitan planning area. The Transportation Improvement Program (TIP) is the funding mechanism for transportation projects requesting federal dollars in the Billings urbanized area. All MPO's are required by the current Federal Highway Bill SAFETEA LU to produce a TIP and update it at least every four years. SAFETEA LU was signed into law by President Bush in 2005, and extended by President Obama through June 2012. The act and extensions authorized highway, highway safety, transit, and other surface transportation programs.

On July 6, 2012 Moving Ahead for Progress in the 21st Century (MAP-21) was signed into law. The law provides federal program funding through the end of Federal Fiscal Year 2014 and brings program structure changes that will be fully addressed in future long range transportation plans and TIPs. The Fixing America's Surface Transportation Act (FAST Act) was signed into law on December 4, 2015, and authorizes federal transportation funding for federal fiscal years 2016 through 2020. This document contains a list of all surface transportation projects requesting the use of federal funds. Local jurisdictions working through the Billings MPO's Policy Coordinating Committee (PCC) determine how the area's transportation system is developed and expanded.

PURPOSE OF THE TIP

The TIP is a short-range program of highway and transit projects in the Billings metropolitan planning area and is prepared by YCBP staff in cooperation with state and local agencies. The basic purpose of the TIP is to provide the mechanism for scheduling federal funds for surface transportation projects, indicating regional priorities, and demonstrating a short range transportation vision for the area. A secondary purpose of the TIP is to provide information about other transportation projects in the planning area that are exempt from the TIP approval process such as projects that do not utilize federal funds.

THE TIP PROCESS

The development of the TIP document is the responsibility of the Billings MPO and provides an opportunity for local officials to determine priorities and spending for federal highway and transit funds. Any transportation project located in the Billings metropolitan planning area must be included in the TIP prior to receiving federal funds. TIP projects must be included in the area's 20 year Transportation Plan, and are proposed for the TIP by local elected officials, transit operating officials, or state highway agencies. The TIP is reviewed and endorsed annually by the Billings MPO's PCC and may be modified through the TIP amendment process. The PCC includes a Billings City Council representative, the Chair of the Yellowstone County Commission, the President of the Yellowstone County Board of Planning and the District Administrator of the Montana Department of Transportation. After PCC endorsement, the TIP is submitted to the Montana Department of Transportation (MDT) and to the Federal Highway Administration and Federal Transit Administration for federal review of the document and approval of conformity and fiscal constraint determination.

FEDERAL REGULATIONS

The Transportation Improvement Program (TIP) is a required planning program for federally assisted highway and transit improvements for the Billings metropolitan planning area and the Montana Department of Transportation (MDT) over a five-year period. The principal focus is given to the first two years of the program, the Biennial Element, which contains projects that could be implemented between October 1, 2016 – September 30, 2018 (FFY 2017 & 2018).

The TIP is prepared annually and is in conformance with 23 CFR, Part 450 324-330.

FINANCIAL RESOURCES

A range of federal funding sources is available to the Billings planning area for the purposes of funding transportation system improvements. Following is a list of those sources which, when available to the Billings area, are shown in the Transportation Improvement Program. Project implementation is indicated as expected to occur during the pertinent program year. Billings has had a favorable history of receiving federal earmarks as reflected in the table below.

BILLINGS FEDERAL EARMARK HISTORY –2017 through 2021

Project	Earmark
Billings Bypass	\$22,445,600
Zimmerman Trail	\$ 6,242,553

FUNDING SOURCES

- Surface Transportation Program Urban (STPU)
- Surface Transportation Program Primary (STPP)
- National Highway System (NHS)
- Interstate Maintenance (IM)
- Highway-Railway Crossing Program (RRX)
- Highway Safety Improvement Program (HSIP)
- Bridge Replacement and Rehabilitation Program (HBRRP)
- Urban Pavement Preservation (UPP)
- Transportation Alternatives Program (TAP)
- State Funded Construction (SFC)
- Congestion Mitigation Air Quality (CMAQ)
- Montana Air Congestion Initiative (MACI)
- FTA Section 5309 (Formerly Sec. 3)
- FTA Section 5307 (Formerly Sec. 9)
- FTA Section 5310 (Formerly Sec. 16)
- Congressionally Directed Funds (MT, NCPD, DEMO)

AIR QUALITY CONSISTENCY

Billings was designated as a non-attainment area for both Total Suspended Particulates (TSP) and Carbon Monoxide (CO) on March 3, 1978, (Federal Register, Vol. 44, No. 150, page 45421, August 2, 1979). As such, Billings was required to prepare a Transportation Control Plan (TCP). The TCP identified strategies to mitigate the TSP and CO problems. The TCP is the Billings element of Montana's State Implementation Plan (SIP). The TIP is required to be, and is, consistent with the TCP as discussed in the Billings conformity statement.

In 1987 the standard for TSP was dropped, and a new standard for particulate matter under 10 microns in size (PM - 10) was adopted (7/1/87 at 52 FR 24854). The Environmental Protection Agency (EPA), has also adopted the PM 2.5 standard and Billings is considered to be in compliance with both of these new standards.

CONFORMITY OF THE BILLINGS AREA TRANSPORTATION IMPROVEMENT PROGRAM WITH THE 1990 CLEAN AIR ACT

A portion of the Billings Urbanized Area, (Billings), was designated non-attainment for carbon monoxide (CO) on 3/3/78 (43 FR 8962) with a secondary classification of "unclassified". EPA approved the Billings CO Control Plan on 1/16/86 (51 FR 2397). Billings was then re-designated as "Not Classified" on 11/6/91 (56 FR 56697). The area meets the qualifications of the Clean Air Act (CAA) for classification as an attainment area for ozone.

The Billings "not classified" carbon monoxide (CO) nonattainment area was re-designated by the Environmental Protection Agency (EPA) to attainment for the CO National Ambient Air Quality Standards (NAAQS) with an approved limited maintenance plan effective April 22, 2002. Under a CO limited maintenance plan, the motor vehicle emissions budgeted may be treated as essentially non-constraining for the length of the maintenance period because growth would need to exceed reasonable expectations to create a violation of the NAAQS for transportation-related CO. Therefore conformity demonstration using regional emissions analysis is not required; however, individual projects may still be required to conduct "hot spot" analysis.

As demonstrated in the following sections, the Transportation Improvement Program (TIP) satisfactorily meets the requirements established by the 1990 amendments to the CAA regarding the conformity of TIP's.

- The most recent estimates of CO mobile source emissions have been developed by the Analytical Services Section, Montana Department of Environmental Quality and are based upon development and transportation data provided by the Yellowstone County Board of Planning.
- EPA has approved the second 10-year carbon monoxide (CO) maintenance plan for the Billings area. This second 10-year CO maintenance plan meets the requirements of CAA section 175A(b) and is also a Limited Maintenance Plan (as was the maintenance plan with the original 2002 EPA approval.) The second 10-year CO maintenance plan continues to correctly reflect the Limited Maintenance Plan transportation conformity requirements. The EPA-approved Billings second 10-year CO maintenance plan is available at the Planning office.

TRANSPORTATION CONTROL MEASURES

Specific Transportation Control Measures have not been proposed for Billings recently, however, the SIP completed in 1986 included the widening of Exposition Drive (Main Street) and the signalization at Main Street and First Avenue North. Both of these projects were completed in 1983.

There are no Transportation Control Measures (TCM's) in the State Implementation Plan (SIP) and therefore there are no specific TCM's recommended for implementation in this TIP.

TIP CONFORMITY

As a prerequisite for receiving Federal-aid transportation funds through the TIP, a determination must be made that the proposed transportation projects do not cause or contribute to violations of the carbon monoxide ambient air quality standards. An analysis, which meets the EPA conformity determination

regulations specified in 40 CFR Part 51 was performed in conjunction with the development of the Billings Urban Area 2014 Long Range Transportation Plan. The plan was found to conform at the federal level November 10, 2014. The analysis appears in Section 4, pages 4-24 through 4-27 of the Plan document and is titled "Air Quality/Conformity". As the transportation projects in the TIP are contained in the Transportation Plan's analysis, a separate analysis for the TIP is not necessary.

There are no new regionally significant projects in this 2017-2021 Billings Urban Area TIP.

40 CFR part 93, subpart A - §93.126 Highway and Transit projects included in subpart A are exempt from the requirement to determine conformity. Such projects may proceed toward implementation even in the absence of a conforming transportation plan and TIP. A project will not be exempt if the MPO in consultation with other agencies, the EPA, FHWA, or FTA concur that it has potentially adverse emissions impacts for any reason.

REGIONALLY SIGNIFICANT PROJECTS

(Table 1): REGIONALLY SIGNIFICANT PROJECTS

Project	Scope	Comments
Billings Bypass (aka North Bypass)	Location/Environmental	New Construction

ENERGY CONSERVATION CONSIDERATIONS

Energy impact analyses have been conducted as a part of the urban transportation planning process. In addition, increased attention has been given to energy conservation and contingency planning on a project specific basis.

As part of the 2014 update of the Billings Urban Area Transportation Plan, energy conservation was considered in each of the proposed alternative transportation networks.

The City of Billings has a well-developed transit system, and ride-sharing opportunities have been examined. Transit facilities and highway system proposals will continue to be considered in a comprehensive method through the adopted Transportation Planning process.

The detailed energy conservation analysis of specific projects has been conducted for each of the major highway construction projects recommended in the 2009 update of the Billings Urban Area Transportation Plan.

**PROGRAMMING OF NON-URBAN SYSTEM,
FEDERAL AID AND STATE FUNDING**

Proposed projects involving federal-aid funding, other than urban system funding, that are proposed within existing rights-of-way and which are determined to not significantly change traffic patterns, may not be considered to be of appropriate scale to warrant a modification to a currently valid TIP.

When there is knowledge of such projects prior to the annual adoption of the TIP, each project will be included in the program. Generally, projects falling within this category are those which serve to preserve and maintain the integrity of the existing plant or facility such as: overlays to improve or maintain surface conditions; bridge expansion joints and deck repairs necessary to maintain structural

and surface sufficiency; slope repair necessary to maintain drainage adequacy; etc. Projects of this nature will be identified by MDT with appropriate justification when requesting program approval of federal highway funds. Local urban area officials will be advised by the Department through the local planning process of the Department's intent to expend federal funds (non-urban system) for such improvements in their area.

(Table 2) -TRANSPORTATION REVENUE ESTIMATES (2017-2021)

BILLINGS, MONTANA																	
YEAR	SURFACE TRANS PROGRAM (STP) (URBAN)*	CMAQ LOCAL	MONTANA AIR CONGESTION INITIATIVE (MACI)*	EARMARKS (MT/NCPD/ DEMO)	TRANSPORTATION ALTERNATIVES (TA)	NATIONAL HWY SYSTEM (NHS) INTERSTATE MAINTENANCE (IM)	STATE UPP RRP MDT-MACI BR	HSIP BH STPX	GAS TAX		TRANSIT SEC 5307	TRANSIT SEC 5310	TRANSIT SEC TRANSADE/5311	TRANSIT SEC 5339	OTHER FUNDS (LOCAL)	TOTAL	
CARRYFORWARD	\$ 12,025,043	\$ 2,030,257	\$ -	\$ 4,330,809												\$ 18,386,109	
2017									CITY	\$ 1,766,830	OPER.	\$ 1,751,140		\$ 265,000	OPER.	\$ 2,484,104	\$ 6,267,074
	\$ 2,489,770	\$ 1,516,062	\$ 1,776,260		\$ 1,266,496	\$ 16,923,976	\$ 9,934,387		COUNTY	\$ 300,443	CAP		\$ 160,000	\$ 420,000	CAP	\$ 145,000	\$ 34,932,394
2018									CITY	\$ 1,766,830	OPER.	\$ 1,726,826		\$ 70,000	OPER.	\$ 2,484,104	\$ 6,047,760
	\$ 2,489,770	\$ 1,516,062	\$ 5,253,600		\$ 700,000	\$ 16,409,996	\$ 5,598,855		COUNTY	\$ 300,443	CAP		\$ 160,000	\$ 420,000	CAP	\$ 145,000	\$ 32,993,726
2019									CITY	\$ 1,766,830	OPER.	\$ 1,726,826		\$ 70,000	OPER.	\$ 2,484,104	\$ 6,047,760
	\$ 2,489,770	\$ 1,516,062	\$ 853,170		\$ 700,000	\$ 7,288,456	\$ 9,934,387		COUNTY	\$ 300,443	CAP		\$ 160,000	\$ 420,000	CAP	\$ 145,000	\$ 23,807,288
2020									CITY	\$ 1,766,830	OPER.	\$ 1,726,826		\$ 70,000	OPER.	\$ 2,484,104	\$ 6,047,760
	\$ 2,489,770	\$ 1,516,062	\$ 750,000		\$ 700,000	\$ 21,126,986	\$ 2,020,000		COUNTY	\$ 300,443	CAP		\$ 160,000	\$ 420,000	CAP	\$ 145,000	\$ 29,628,261
2021									CITY	\$ 1,766,830	OPER.	\$ 1,726,826		\$ 70,000	OPER.	\$ 2,484,104	\$ 6,047,760
	\$ 2,489,770	\$ 1,516,062	\$ 750,000		\$ 700,000	\$ 23,276,097	\$ 39,916,300		COUNTY	\$ 300,443	CAP		\$ 160,000	\$ 420,000	CAP	\$ 145,000	\$ 69,673,672
TOTAL	\$ 24,473,893	\$ 9,610,567	\$ 9,383,030	\$ 4,330,809	\$ 4,066,496	\$ 85,025,511	\$ 67,403,929			\$ 10,336,365		\$ 8,658,444	\$ 800,000	\$ 545,000	\$ 2,100,000	\$ 13,145,520	\$ 239,879,564

Given current funding uncertainties and unknown impacts of future congressional or other Federal actions, Federal funding available may affect the programming of projects.

*Includes Non-Federal Match

TABLE 3(a) -TRANSPORTATION PRIORITY LIST BILLINGS, MONTANA				
PROJECT	TYPE OF WORK	PHASE	ESTIMATED COST	FUNDING SOURCE
SURFACE TRANSPORTATION PROGRAM-URBAN (STPU)				
BILLINGS BYPASS - FIVE MILE ROAD	New Construction	CN	\$4,212,728	STPU
		TOTAL	\$4,212,728	
BILLINGS BYPASS - SOUTH RR CONNECTION	New Construction	CN	\$4,943,534	STPU
		TOTAL	\$4,943,534	
BILLINGS BYPASS - RAILROAD CROSSING BRIDGE	New Construction	CN	\$793,407	STPU
		TOTAL	\$793,407	
CONGESTION MITIGATION AIR QUALITY (CMAQ) Local Match				
BILLINGS BYPASS - RAILROAD CROSSING BRIDGE	New Construction	CN	\$1,500,000	CMAQ
		TOTAL	\$1,500,000	
MONTANA AIR CONGESTION INITIATIVE (MACI) State Match				
27th St-1ST AVE S to AIRPORT	Signal Optimization	CN	\$4,503,600	MACI
		TOTAL	\$4,503,600	
UNDERPASS AVE IMPROVEMENTS	Study Intersection Improvements	OT PE RW IC CN	\$472,172 \$700,000 \$51,585 \$51,585 \$773,793	MACI MACI MACI MACI MACI
		TOTAL	\$2,049,135	
AIRPORT RD & MAIN ST - BLGS	Study	OT	\$286,332	MACI
		TOTAL	\$286,332	
BILLINGS SIGNAL UPGRADES	Signal Optimization	OT	\$320,869	MACI
		TOTAL	\$320,869	
LOCKWOOD SIGNALS - BILLINGS	Signal Optimization	OT	\$18,948	MACI
		TOTAL	\$18,948	
DOWNTOWN STATE SIGNALS BLGS	Signals	PE CN	\$250,000 \$6,272,824	MACI MACI
		TOTAL	\$6,522,824	
1ST AVE SOUTH - ADA(BLGS)	Signals	PE CN	\$331,111 \$1,499,589	MACI MACI
		TOTAL	\$1,830,700	
ZOO DRIVE SIGNALS - BILLINGS	Signals	OT	\$50,000	MACI
		TOTAL	\$50,000	
STATE AVENUE SIGNALS - BILLINGS	Signals	OT	\$45,395	MACI
		TOTAL	\$45,395	
JOHNSON LANE SIGNALS - BILLINGS	Signals	OT	\$12,970	MACI
		TOTAL	\$12,970	
MAIN STREET SIGNALS - BILLINGS	Signals	OT	\$217,895	MACI
		TOTAL	\$217,895	
MDT-MACI	Statewide CMAQ - Various	PE/OTHER	\$1,000,000	MACI
		TOTAL	\$1,000,000	
MDT-MACI	Statewide CMAQ - ADA Compliance	PE/OTHER	\$1,750,000	MACI
		TOTAL	\$1,750,000	
EARMARKS/DISCRETIONARY GRANTS				
ZIMMERMAN TRAIL	Rockfall Mitigation	CN	\$988,521	MT
		TOTAL	\$988,521	
ZIMMERMAN TRAIL	Roadway Improvements	PE RW CN	\$1,256,134 \$119,484 \$3,237,320	MT MT MT
		LOCAL	\$880,373	LOCAL
		TOTAL	\$5,493,311	
BILLINGS BYPASS	New Construction	OT/ENV PE RW	\$4,689,600 \$9,909,000 \$7,847,000	NCPD MT/NCPD MT
		TOTAL	\$22,445,600	
INTERSTATE MAINTENANCE (IM)				
VARIOUS PROJECTS	Pavement Preservation	PE/CN	Per Project	IM

TABLE 3(b)-TRANSPORTATION PRIORITY LIST					
BILLINGS, MONTANA					
PINEHILLS INTCH-PRYOR CR INTCH (only portion in MPO area)	Pavement Preservation	PE	\$30,307	IM	
		CN	\$857,250	IM	
		TOTAL	\$887,557		
I-90 Yellowstone River-Billings	Replace Bridges	IC	\$386,894	IM	
		RW	\$386,894	IM	
		CN	\$6,190,400	IM	
		TOTAL	\$6,964,188		
Mossmain Intch - West Blgs Intch	Mill Fill	PE	\$102,908	IM	
		CN	\$3,797,158	IM	
		TOTAL	\$3,900,066		
W Blgs Intch- Pinehills Intch	Mill Fill	PE	\$102,908	IM	
		CN	\$4,359,701	IM	
		TOTAL	\$4,462,609		
NATIONAL HIGHWAY SYSTEM - (NH)					
MDT PREVENTIVE MAINTENANCE	Pavement Preservation	ALL	Per Project	NH	
BILLINGS - NW	Pavement Preservation	PE	\$88,960	NH	
		CN	\$4,946,400	NH	
		TOTAL	\$5,035,360		
MAIN ST - BILLINGS	Pavement Preservation	PE	\$379,475	NH	
		CN	\$5,355,985	NH	
		TOTAL	\$5,735,460		
AIRPORT RD - ZIMMERMAN TRAIL	Pavement Preservation	PE	\$75,690	NH	
		CN	\$2,227,383	NH	
		TOTAL	\$2,303,073		
27th St-1ST AVE S to Airport	Pavement Preservation	PE	\$1,672,672	NH	
		RW	\$350,000	NH	
		IC	\$126,712	NH	
		CN	\$7,661,595	NH	
		TOTAL	\$9,810,979		
BILLINGS BYPASS	New Construction	IC	\$3,188,004	NH	
		TOTAL	\$3,188,004		
EXPOSITION DR & 1ST AVE N BLGS	Intersection Improvement	OT/PE	\$376,989	NH	
		CN	\$1,257,185	NH	
		TOTAL	\$1,634,174		
MT3-ZIMMERMAN TR INTRSCCT IMPRV	Intersection Improvement	PE	\$970,847	NH	
		RW	\$94,032	NH	
		IC	\$62,688	NH	
		CN	\$764,300	NH	
		TOTAL	\$1,891,867		
1st AVENUE NORTH - BILLINGS	Major Rehabilitation	PE	\$1,388,900	NH	
		RW	\$64,058	NH	
		IC	\$64,058	NH	
		CN	\$13,010,100	NH	
		TOTAL	\$14,527,116		
UNDERPASS AVE IMPROVEMENTS	Intersection Improvements	CN	\$3,224,141	NH	
TOTAL	\$3,224,141				
AIRPORT RD & MAIN ST - BLGS	Intersection Improvements	PE	\$600,000	NH	
		RW	\$64,482	NH	
		IC	\$161,206	NH	
		CN	\$5,674,488	NH	
		TOTAL	\$6,500,176		
BILLINGS BYPASS - RAILROAD CROSSING BRIDGE	New Construction	CN	\$7,939,609	NH	
		TOTAL	\$7,939,609		
BRIDGE (BH, BR)					
2012 Scour Mitigation (Yellowstone River (Dick Johnson Bridge))	Mitigation	PE	\$79,000	BH	
		CN	\$520,000	STPB	
		TOTAL	\$599,000		
I-90 Yellowstone River-Billings	Replace Bridges	PE	\$5,557,600	BR	
		CN	\$38,599,300	BR	
		TOTAL	\$44,156,900		
SURFACE TRANSPORTATION PROGRAM-URBAN PAVEMENT PRESERVATION (UPP)					
6TH AVE N- 27TH TO 32ND (BLGS)	Pavement Preservation	PE	\$63,076	UPP	
		CN	\$594,162		
		TOTAL	\$657,238		

TABLE 3(c)-TRANSPORTATION PRIORITY LIST BILLINGS, MONTANA				
DIVISION STREET - BILLINGS	Pavement Preservation	PE	\$63,076	UPP
		CN	\$623,369	UPP
		TOTAL	\$686,445	
VARIOUS PROJECTS 2017-2021	Pavement Preservation	PE/CN	\$2,500,000	UPP
		TOTAL	\$2,500,000	
SURFACE TRANSPORTATION PROGRAM - OTHER				
27th STREET RR CROSSING	Railroad Crossing Study	OT	\$300,000	STPX
		TOTAL	\$300,000	
HIGHWAY SAFETY (HSIP)				
SF 129-RNDABOUT KING 56TH	Roundabout	PE	\$705,817	HSIP
		RW	\$165,000	HSIP
		IC	\$308,984	HSIP
		CN	\$3,066,400	HSIP
		TOTAL	\$4,246,201	
SF 139-RNDABOUT CENTRAL/56TH	Roundabout	PE	\$867,993	HSIP
		RW	\$227,826	HSIP
		IC	\$126,988	HSIP
		CN	\$2,159,737	HSIP
		TOTAL	\$3,382,544	
SF 139 13TH/PARKHILL SIGNAL	Signal	PE	\$65,780	HSIP
		CN	\$201,980	HSIP
		TOTAL	\$267,760	
MT3-ZIMMERMAN TR INTRSCCT IMPRV	Intersection Improvement	CN	\$1,928,411	HSIP
		TOTAL	\$1,928,411	
SF-149 HILLCREST RIGHT TURN LN.	Intersection Improvement	PE	\$30,098	HSIP
		CN	\$300,975	HSIP
		TOTAL	\$331,073	
SF 129 BILLINGS HORIZONTAL CURVE SIGNAGE	Signage	PE/CN	\$1,126,611	HSIP
		TOTAL	\$1,126,611	
SF 169 ROUNDABOUT RIMROCK & 62ND ST. W.	Roundabout	ALL	\$3,655,843	HSIP
		TOTAL	\$3,655,843	
SF 169 ITS INTERSECTION DETECTION	Intersection Improvement	ALL	\$73,000	HSIP
		TOTAL	\$73,000	
SF 169 KING AVE E. RUMBLE STRIPS	Rumble Strips	ALL	\$11,000	HSIP
		TOTAL	\$11,000	
SF 169 YELLOWSTONE RIVER RD CHEVRONS	Signage	ALL	\$6,000	HSIP
		TOTAL	\$6,000	
SF 169 JOHNSON LANE DELINEATION	Signage	ALL	\$700	HSIP
		TOTAL	\$700	
SF 169 LAKE ELMO DRIVE DELINEATION	Signage	ALL	\$420	HSIP
		TOTAL	\$420	
SF 169 SOUTH FRONTAGE ROAD SIGNAGE	Signage	ALL	\$6,700	HSIP
		TOTAL	\$6,700	
SF 169 OLD HIGHWAY 312 DELINEATION	Signage	ALL	\$3,500	HSIP
		TOTAL	\$3,500	
SF 169 GARDEN AVE SIGNAGE	Signage	ALL	\$26,000	HSIP
		TOTAL	\$26,000	
SF 169 NAHMIS AVE DELINEATION	Signage	ALL	\$7,500	HSIP
		TOTAL	\$7,500	
SF 169 STORY RD SIGNAGE	Signage	ALL	\$3,000	HSIP
		TOTAL	\$3,000	
SF 149 - KING INTCH SFTY IMPRV	Safety	PE	\$4,235	HSIP
		CN	\$10,707	HSIP
		TOTAL	\$14,942	
VARIOUS SAFETY PROJECTS	Safety	ALL	\$4,500,000	HSIP
		TOTAL	\$4,500,000	

**TABLE 3(d)-TRANSPORTATION PRIORITY LIST
BILLINGS, MONTANA**

OTHER FUNDING				
ANNUAL OPERATION AND MAINTENANCE	Various Projects	OTHER	\$225,000	LOCAL
MDT-MACI	Equipment Purchase	OTHER	\$220,562	CMAQ/LOCAL
TRANSPORTATION ALTERNATIVES PROGRAM	Various Projects	OTHER	Per Project	TA
STATE FUNDED MAINTENANCE	Various Projects	OTHER	\$1,746,000	STATE
		TOTAL	<u>\$2,191,562</u>	

CN Estimates Include CE Costs

ADVANCEMENT OF PROJECTS

It is mutually agreed that the first two years of this program is the best estimate of the project phase that will be undertaken during the Biennial timeframe. Occasionally, projects advance through the design process faster than anticipated. An approved project may accelerate into the next logical phase providing that the funding source does not change from that, which was initially identified in the TIP. Federal, State, and local governments have agreed that a TIP revision is not required in order to accelerate a specific project phase, so long as other planned work is not unduly delayed. The priorities with regard to the FTA Section 5307 projects in the Biennial Element are: 1) Operating Assistance.

- The priorities with regard to the FTA Section 5310 projects in the Biennial Element are: 1) Replacement vehicles for MET Special Transit, 2) Replacement vehicles for MET Special Transit.
- The priorities with regard to the FTA Section 5309 projects are: 1) Livability Grant for ITS.

PRIVATE ENTERPRISE PARTICIPATION

Both the City of Billings and Yellowstone County have locally developed policies and procedures to examine opportunities for private sector participation in the provision of transit services and related support services. The City of Billings adopted resolution 86-15346 which states said policy and provides a process for implementation. The Council approved that resolution on July 7, 1986. Further, a Private Transportation Enterprise Participation Policy (PEP) and implementing procedures were adopted by the MPO's Technical Advisory Committee on April 24, 1986; by the Policy Coordinating Committee on May 8, 1986; and by the Yellowstone County Planning Board on May 13, 1986.

The City's MET Transit Department has examined various opportunities for private sector provision of services. The Department utilizes private tire firms to handle parts of servicing of the tire inventory. The Department also contracts with various private firms for radiator repair, air compressor rebuilds, as well as glass, bodywork on the vehicles, and occasional component rebuilds.

The required TIP documentation related to the PEP process is as follows:

- a) The City of Billings MET Transit System solicited the possible interest or involvement of the private sector in providing leased tires for the MET Transit fleet of coaches. In the spring of 1993, 1996, 2001, 2006 and 2011, a Request for Bids was sent to potentially interested private vendors and was also advertised in a local newspaper and a national transit journal. Bids are evaluated based on cost and ability to perform. Three firms requested bid packages. The current contract for the tire lease is in effect through August 31, 2012 with four additional one-year renewal options.
- b) No other proposals were received from the private sector.
- c) There are no known impediments to holding service out for competition.
- d) There are no known private sector complaints.




The Yellowstone County-City of Billings Planning Division has and will continue to follow its adopted policy and procedures regarding private sector participation. The mailing list of private providers has been updated and used to provide notice about TAC and PCC meetings, including those that deal with the Unified Planning Work Program, (UPWP), projects and process as well as the TIP process. Through these mailings the private providers are aware of the development of the proposed transit capital and operating projects as well as the proposed paratransit capital projects for the five years covered in the TIP.

FEDERAL TRANSIT ADMINISTRATION PROJECTS

The Federal Transit Act funded projects, including FTA Section 5309 grant projects, (Biennial Element) are intended to insure the continued efficient operation, maintenance and administration of the MET Transit system fleet and facilities, including meeting federal regulations such as the Americans with Disabilities Act (ADA). The operating grants are for the fiscal years of July 1, 2016 to June 30, 2018 and the Section 5309 grant projects will permit Bus and Bus Facilities projects in Fiscal Years 2017-2018 through 2019-2020.

The vehicle purchases for MET Special Transit are projects to enable the City to continue providing the required specialized demand-responsive paratransit service for citizens who are unable to use the MET Transit System due to their disabling conditions. The projects to purchase vehicles for other entities will address some of the transportation needs of developmentally impaired or disabled residents.

(Table 4) -TRANSPORTATION PROJECT PRIORITY LIST BILLINGS, MONTANA	
SECTION/PROJECT	PROJECT ESTIMATE
FTA SECTION 5307 (INCLUDES LOCAL FUNDS)	
OPERATING PROJECT (7-1-2016 TO 6-30-2017)	4,235,244
OPERATING PROJECT (7-1-2017 TO 6-30-2018)	4,244,916
OPERATING PROJECT (7-1-2018 TO 6-30-2019)	4,280,132
OPERATING PROJECT (7-1-2019 TO 6-30-2020)	4,316,052
OPERATING PROJECT (7-1-2020 TO 6-30-2021)	4,352,690
TOTAL	\$21,429,034
FTA SECTION 5310(INCLUDES LOCAL FUNDS)	
REPLACEMENT VEHICLES-TRANSIT (FY2017)	192,000
REPLACEMENT VEHICLES-TRANSIT (FY2018)	192,000
REPLACEMENT VEHICLES-TRANSIT (FY2019)	192,000
REPLACEMENT VEHICLES-TRANSIT (FY2020)	192,000
REPLACEMENT VEHICLES-TRANSIT (FY2021)	192,000
* DEPENDENT ON FUNDING AND APPLICATION APPROVALS BY MDT	
*TOTAL	\$960,000
FTA SECTION 5311* #Funds transferred to 5307	
OPERATING PROJECT (2017)	390,000
OPERATING PROJECT (2018)	0
OPERATING PROJECT (2019)	0
FTA SECTION 5339 (INCLUDES LOCAL FUNDS)	
CAPITAL PROJECTS 2017	525,000
CAPITAL PROJECTS 2018	525,000
CAPITAL PROJECTS 2019	525,000
CAPITAL PROJECTS 2020	525,000
CAPITAL PROJECTS 2021	525,000
TOTAL	\$2,625,000
TRANSADE (STATE FUNDED)	
OPERATING PROJECT (2017)	\$70,000
OPERATING PROJECT (2018)	\$70,000
OPERATING PROJECT (2019)	\$70,000
OPERATING PROJECT (2020)	\$70,000
OPERATING PROJECT (2021)	\$70,000
TOTAL	\$350,000
TOTAL	\$25,754,034

(Table 5) - MULTI-YEAR STAGING PROGRAM						
CALENDAR YEARS 2017-2021						
BILLINGS, MONTANA						
PROJECTS	2017	2018	2019	2020	2021	>2021
BILLINGS BYPASS						
BILLINGS BYPASS						
TRANSPORTATION ALTERNATIVES PROJECTS (VARIOUS)	Per Project -----					
ZIMMERMAN TRAIL						
MT3-ZIMMERMAN TR. INTERSECT. IMPROVE.						
1ST AVENUE NORTH - BILLINGS						
D5 IM FENCING CHAINLINK						
MDT PREVENTIVE MAINTENANCE (NH)	Per Project -----					
MDT PREVENTIVE MAINTENANCE (IM)	Per Project -----					
STP URBAN PAVEMENT PRESERVATION(UPP)	Per Project -----					
ADA COMPLIANCE	Per Project -----					
2012 SCOUR MITIGATION						
I-90 YELLOWSTONE RIVER-BILLINGS						
SF 129-RNDABOUT KING 56TH						
SF 129 BILLINGS HORIZONTAL CURVE SIGNAGE						
SF 139-RNDABOUT CENTRAL/56TH						
SF 139-13TH/PARKHILL SIGNAL						
27TH ST. - 1ST AVE S TO AIRPORT						
PINEHILLS INTCH-PRYOR CR INTCH						
MOSSMAIN INTCH - WEST BLGS INTCH						
WEST BLGS INTCH - PINEHILLS INTCH						
AIRPORT RD-ZIMMERMAN TRAIL						
6TH AVE N-27TH TO 32ND (BLGS)						
DIVISION STREET - BILLINGS						
SF-149 HILLCREST RIGHT TURN LN						
SF-149 KING INTCH SFTY IMPRV						
DOWNTOWN STATE SIGNALS BLGS						
1ST AVE S - ADA (BLGS)						
BILLINGS-NW						
MAIN ST BILLINGS						
EXPOSITION DR & 1ST AVE						
UNDERPASS AVE IMPROVEMENTS						
AIRPORT RD & MAIN ST						
MOSSMAIN INTCH - WEST BLGS INTCH						
W BLGS INTCH - PINEHILLS INTCH						
**SF 169 RNDABOUT RIMROCK RD & 62ND ST. W						
**SF 169 ITS INTERSECTION DETECTION						
**SF 169 KING AVE E. RUMBLE STRIPS						
**SF 169 YELLOWSTONE RIVER RD CHEVRONS						
**SF 169 JOHNSON LANE DELINEATION						
**SF 169 LAKE ELMO DRIVE DELINEATION						
**SF 169 SOUTH FRONTAGE ROAD SIGNAGE						
**SF 169 OLD HIGHWAY 312 DELINEATION						
**SF 169 GARDEN AVE SIGNAGE						
**SF 169 NAHMIS AVE DELINEATION						
**SF 169 STORY RD SIGNAGE						
**Not Yet Programmed						
 PRELIMINARY ENGINEERING						
 RIGHT OF WAY/UTILITIES						
 CONSTRUCTION						

(Table 6) - HIGHWAY/TRANSIT MULTI-YEAR IMPROVEMENT PROGRAM FISCAL YEAR 2017
BILLINGS, MONTANA

PROJECT DESCRIPTION	UPN	PHASING	STP URBAN (STPU)	CMAQ LOCAL	MT. AIR CONGESTION INITIATIVE (MACI)	EARMARKS (MT, NCPD, DEMO)	TRANSPORTATION ALTERNATIVES PROGRAM (TA)**	NATIONAL HWY SYSTEM (NHS) INTERSTATE MAINTENANCE (IM)	HSIP UPP RRP BRIDGE STPX	TRANSIT SEC 5307	TRANSIT SEC 5310**	TRANSADA	5311 TRANSFER	TRANSIT SEC 5339**	OTHER FUNDS*	TOTAL
Estimated carryover balance			\$ 12,025,043	\$ 2,030,257		\$ 4,330,809	\$ -									
Estimated allocation			\$ 2,489,770	\$ 1,516,062	\$ -	\$ -	\$ 700,000	\$ 16,923,976	\$ 9,934,388	\$ 1,751,140	\$ 160,000	\$ 70,000		\$ 420,000	\$ 2,629,104	
Estimated beginning balance			\$ 14,514,813	\$ 3,546,319	\$ -	\$ 4,330,809	\$ 700,000				\$ 160,000					
BILLINGS BYPASS	4199	IC						\$ 3,188,004								\$ 3,188,004
ZIMMERMAN TRAIL	6040	RW				\$ 119,484										\$ 119,484
MT3-ZIMMERMAN TR INTRSCCT IMPRV	8888	RW/IC						\$ 156,720								\$ 156,720
ADA COMPLIANCE		ALL			\$ 500,000											\$ 500,000
TRAFFIC MITIGATION		ALL			\$ 250,000											\$ 250,000
UNDERPASS AVE IMPROVEMENTS	8669	PE			\$ 700,000											\$ 700,000
ZOO DRIVE SIGNALS - BILLINGS	9261	OT			\$ 50,000											\$ 50,000
27TH STREET RR CROSSING STUDY	9354	OT						\$ 300,000								\$ 300,000
STATE AVENUE SIGNALS - BILLINGS	9259	OT			\$ 45,395											\$ 45,395
JOHNSON LANE SIGNALS - BILLINGS	9260	OT			\$ 12,970											\$ 12,970
MAIN STREET SIGNALS - BILLINGS	9265	OT			\$ 217,895											\$ 217,895
MDT-PREVENTATIVE MAINTENANCE - IM		ALL						\$ 1,500,000								\$ 1,500,000
MOSSMAIN INTCH - WEST BLGS INTCH	9198	PE						\$ 102,809								\$ 102,809
W BLGS INTCH - PINEHILLS INTCH	9199	PE						\$ 102,809								\$ 102,809
PINEHILLS INTCH-PRYOR CR INTCH (only portion in MPO)	8986	CN						\$ 857,250								\$ 857,250
MDT-PREVENTATIVE MAINTENANCE - NH		ALL						\$ 1,000,000								\$ 1,000,000
BILLINGS - NW	8721	CN						\$ 4,946,400								\$ 4,946,400
27th St-1st Ave S to Airport	7910	IC/RW						\$ 476,712								\$ 476,712
AIRPORT RD - ZIMMERMAN TRAIL	8987	CN						\$ 2,227,383								\$ 2,227,383
EXPOSITION DRIVE & 1ST AVE N.	7908	OT/PE						\$ 376,989								\$ 376,989
MDT-URBAN PVMT PRES (UPP)		ALL						\$ 500,000								\$ 500,000
6TH AVE N- 27TH TO 32ND (BLGS)	9003	CN						\$ 594,162								\$ 594,162
DIVISION STREET - BILLINGS	9004	CN						\$ 623,369								\$ 623,369
TRANSPORTATION ALTERNATIVES-VARIOUS LOCATIONS		ALL					\$ 700,000									\$ 700,000
TA BROADWATER AVE PATH-BILLINGS	8701	IC/CN					\$ 499,061									\$ 499,061
BECRAFT LANE SIDEWALK - LOCKWOOD	9158	PE					\$ 67,435									\$ 67,435
1ST AVENUE NORTH - BILLINGS	9022	PE						\$ 1,388,900								\$ 1,388,900
AIRPORT RD & MAIN ST - BLGS	8718	PE						\$ 600,000								\$ 600,000
SAFETY PROJECTS VARIOUS		ALL						\$ 500,000								\$ 500,000
SF 169 RNDABOUT RIMROCK RD & 62ND ST. W		ALL						\$ 3,655,843								\$ 3,655,843
SF 169 ITS INTERSECTION DETECTION		ALL						\$ 73,000								\$ 73,000
SF 169 KING AVE E. RUMBLE STRIPS		ALL						\$ 11,000								\$ 11,000
SF 169 YELLOWSTONE RIVER RD CHEVRONS		ALL						\$ 6,000								\$ 6,000
SF 169 JOHNSON LANE DELINEATION		ALL						\$ 700								\$ 700
SF 169 LAKE ELMO DRIVE DELINEATION		ALL						\$ 420								\$ 420
SF 169 SOUTH FRONTAGE ROAD SIGNAGE		ALL						\$ 6,700								\$ 6,700
SF 169 OLD HIGHWAY 312 DELINEATION		ALL						\$ 3,500								\$ 3,500
SF 169 GARDEN AVE SIGNAGE		ALL						\$ 26,000								\$ 26,000
SF 169 NAHMIS AVE DELINEATION		ALL						\$ 7,500								\$ 7,500
SF 169 STORY RD SIGNAGE		ALL						\$ 3,000								\$ 3,000
SF 129 RNDABOUT KING 56TH	8052	CN						\$ 3,066,400								\$ 3,066,400
SF 139 13TH/PARKHILL SIGNAL	8610	CN						\$ 201,980								\$ 201,980
SF 139-CENTRAL & 56TH RNDABOUT	8611	RW/IC						\$ 354,814								\$ 354,814
TRANSIT OPERATING (7/16-6/17)		Operating								\$ 1,751,140		\$ 70,000	\$ 195,000		\$ 2,484,104	\$ 4,500,244
VEHICLE REPLACEMENTS**		Purchase									\$ 160,000				\$ 40,000	\$ 200,000
BUS & BUS FACILITIES CAPITAL (7/16-6/17)		Capital												\$ 420,000	\$ 105,000	\$ 525,000
Adjustments			\$ 126,000													\$ 126,000
TOTAL			\$ 126,000	\$ -	\$ 1,776,260	\$ 119,484	\$ 1,266,496	\$ 16,923,976	\$ 9,934,388	\$ 1,751,140	\$ 160,000	\$ 70,000	\$ 195,000	\$ 420,000	\$ 2,629,104	\$ 35,371,848

*Local Match for Transit and Zimmerman Trail **Dependent on Funding & Application Approvals by MDT

(Table 07) - HIGHWAY/TRANSIT MULTI-YEAR IMPROVEMENT PROGRAM FISCAL YEAR 2018

BILLINGS, MONTANA															
PROJECT DESCRIPTION	UPN	PHASING	STP URBAN (STPU)	CMAQ LOCAL	MT. AIR CONGESTION INITIATIVE (MACI)	EARMARKS (MT, NCPD, DEMO)	TRANSPORTATION ALTERNATIVES PROGRAM (TA)**	NATIONAL HWY SYSTEM (NHS) INTERSTATE MAINTENANCE (IM)	HSIP UPP RRP BRIDGE	TRANSIT SEC 5307	TRANSIT SEC 5310**	TRANSADA	TRANSIT SEC 5339**	OTHER FUNDS*	TOTAL
Estimated carryover balance			\$ 14,388,813	\$ 3,546,319		\$ 4,211,325									
Estimated allocation			\$ 2,489,770	\$ 1,516,062	\$ -	\$ -	\$ 700,000	\$ 16,409,996	\$ 5,598,855	\$ 1,760,812	\$ 160,000	\$ 70,000	\$ 420,000	\$ 3,509,477	
Estimated beginning balance			\$ 16,878,583	\$ 5,062,381	\$ -	\$ 4,211,325	\$ 700,000				\$ 160,000				
ZIMMERMAN TRAIL	6040	CN				\$ 4,063,100								\$ 880,373	\$ 4,943,473
MT3-ZIMMERMAN TR INTRSTC IMPRV	8888	CN						\$ 764,300	\$ 1,928,411						\$ 2,692,711
ADA COMPLIANCE		ALL			\$ 500,000										\$ 500,000
TRAFFIC MITIGATION		ALL			\$ 250,000										\$ 250,000
MDT-PREVENTATIVE MAINTENANCE - IM		ALL						\$ 1,500,000							\$ 1,500,000
MDT-PREVENTATIVE MAINTENANCE - NH		ALL						\$ 1,000,000							\$ 1,000,000
27th St-1st Ave S to Airport	7910	CN			\$ 4,503,600			\$ 7,661,595							\$ 12,165,195
MAIN ST - BILLINGS	8717	CN						\$ 5,355,985							\$ 5,355,985
MDT-URBAN PVMT PRES (UPP)		ALL							\$ 500,000						\$ 500,000
TRANSPORTATION ALTERNATIVES-VARIOUS LOCATIONS		ALL					\$ 700,000								\$ 700,000
1ST AVENUE NORTH - BILLINGS	9022	RW/IC						\$ 128,116							\$ 128,116
SAFETY PROJECTS VARIOUS		ALL							\$ 1,000,000						\$ 1,000,000
SF 139-CENTRAL & 56TH RNDABOUT	8611	CN							\$ 2,159,737						\$ 2,159,737
SF 149 - KING INTCH SFTY IMPRV	8941	CN							\$ 10,707						\$ 10,707
TRANSIT OPERATING (7/17-6/18)		Operating								\$ 1,760,812		\$ 70,000		\$ 2,484,104	\$ 4,314,916
VEHICLE REPLACEMENTS**		Purchase									\$ 160,000			\$ 40,000	\$ 200,000
BUS & BUS FACILITIES CAPITAL (7/17-6/18)		Capital											\$ 420,000	\$ 105,000	\$ 525,000
TOTAL			\$ -	\$ -	\$ 5,253,600	\$ 4,063,100	\$ 700,000	\$ 16,409,996	\$ 5,598,855	\$ 1,760,812	\$ 160,000	\$ 70,000	\$ 420,000	\$ 3,509,477	\$ 37,945,840

*Local Match **Dependent on Funding & Application Approvals by MDT

**(Table 08 - HIGHWAY/TRANSIT MULTI-YEAR IMPROVEMENT PROGRAM FISCAL YEAR 2019
BILLINGS, MONTANA)**

PROJECT DESCRIPTION	UPN	PHASING	STP URBAN (STPU)	CMAQ LOCAL	MT. AIR CONGESTION INITIATIVE (MACI)	EARMARKS (MT, NCPD, DEMO)	TRANSPORTATION ALTERNATIVES PROGRAM (TA)**	NATIONAL HWY SYSTEM (NHS) INTERSTATE MAINTENANCE (IM)	HSIP UPP RRP BRIDGE	TRANSIT SEC 5307	TRANSIT SEC 5310**	TRANSIT SEC 5339**	OTHER FUNDS*	TOTAL
Estimated carryover balance			\$ 16,878,583	\$ 5,062,381		\$ 148,225								
Estimated allocation			\$ 2,489,770	\$ 1,516,062	\$ -	\$ -	\$ 700,000	\$ 7,288,456	\$ 2,927,675	\$ 1,796,028	\$ 160,000	\$ 70,000	\$ 420,000	\$ 2,629,104
Estimated beginning balance			\$ 19,368,353	\$ 6,578,443	\$ -	\$ 148,225	\$ 700,000				\$ 160,000			
BILLINGS BYPASS(Five Mile Road)	4199	CN	\$ 4,212,728											\$ 4,212,728
ADA COMPLIANCE		ALL			\$ 500,000									\$ 500,000
TRAFFIC MITIGATION		ALL			\$ 250,000									\$ 250,000
UNDERPASS AVE IMPROVEMENTS	8669	RW/IC			\$ 103,170									\$ 103,170
MDT-PREVENTATIVE MAINTENANCE - IM		ALL						\$ 1,500,000						\$ 1,500,000
MOSSMAIN INTCH - WEST BLGS INTCH	9198	CN						\$ 3,797,158						\$ 3,797,158
MDT-PREVENTATIVE MAINTENANCE - NH		ALL						\$ 1,000,000						\$ 1,000,000
MDT-URBAN PVMT PRES (UPP)		ALL							\$ 500,000					\$ 500,000
TRANSPORTATION ALTERNATIVES-VARIOUS LOCATIONS		ALL					\$ 700,000							\$ 700,000
BE CRAFT LANE SIDEWALK - LOCKWOOD	9158	CN					\$ 561,521							\$ 561,521
I-90 YELLOWSTONE R-BILLINGS	7972	RW/IC						\$ 765,610						\$ 765,610
AIRPORT RD & MAIN ST - BLGS	8718	RW/IC						\$ 225,688						\$ 225,688
SAFETY PROJECTS VARIOUS		ALL							\$ 1,000,000					\$ 1,000,000
SF 129 BILLINGS HORIZONTAL CURVE SIGNAGE(only portion in	7990	CN							\$ 1,126,700					\$ 1,126,700
SF-149 HILLCREST RIGHT TURN LN.	8904	CN							\$ 300,975					\$ 300,975
TRANSIT OPERATING (7/18-6/19)		Operating								\$ 1,796,028		\$ 70,000	\$ 2,484,104	\$ 4,350,132
VEHICLE REPLACEMENTS**		Purchase									\$ 160,000		\$ 40,000	\$ 200,000
BUS & BUS FACILITIES CAPITAL (7/18-6/19)		Capital										\$ 420,000	\$ 105,000	\$ 525,000
TOTAL			\$ 4,212,728	\$ -	\$ 853,170	\$ -	\$ 1,261,521	\$ 7,288,456	\$ 2,927,675	\$ 1,796,028	\$ 160,000	\$ 70,000	\$ 420,000	\$ 2,629,104

*Local Match for Transit **Dependent on Funding & Application Approvals by MDT

(Table 09) - HIGHWAY/TRANSIT MULTI-YEAR IMPROVEMENT PROGRAM FISCAL YEAR 2020

BILLINGS, MONTANA															
PROJECT DESCRIPTION	UPN	PHASING	STP URBAN (STPU)	CMAQ LOCAL	MT. AIR CONGESTION INITIATIVE (MACI)	EARMARKS (MT, NCPD, DEMO)	TRANSPORTATION ALTERNATIVES PROGRAM (TA)**	NATIONAL HWY SYSTEM (NHS) INTERSTATE MAINTENANCE (IM)	HSIP UPP RRP BRIDGE	TRANSIT SEC 5307	TRANSIT SEC 5310**	TRANSADA	TRANSIT SEC 5339**	OTHER FUNDS*	TOTAL
Estimated carryover balance			\$ 16,878,583	\$ 5,062,381		\$ 148,225									
Estimated allocation			\$ 2,489,770	\$ 1,516,062	\$ -	\$ -	\$ 700,000	\$ 21,126,986	\$ 2,020,000	\$ 1,831,948	\$ 160,000	\$ 70,000	\$ 420,000	\$ 2,629,104	
Estimated beginning balance			\$ 19,368,353	\$ 6,578,443	\$ -	\$ 148,225	\$ 700,000				\$ 160,000				
BILLINGS BYPASS(South RR Connection)	4199	CN	\$ 4,943,534												\$ 4,943,534
ADA COMPLIANCE		ALL			\$ 500,000										\$ 500,000
TRAFFIC MITIGATION		ALL			\$ 250,000										\$ 250,000
MDT-PREVENTATIVE MAINTENANCE - IM		ALL						\$ 1,500,000							\$ 1,500,000
W BLGS INTCH - PINEHILLS INTCH	9199	CN						\$ 4,359,701							\$ 4,359,701
MDT-PREVENTATIVE MAINTENANCE - NH		ALL						\$ 1,000,000							\$ 1,000,000
EXPOSITION DR & 1st AVE	7908	CN						\$ 1,257,185							\$ 1,257,185
MDT-URBAN PVMT PRES (UPP)		ALL							\$ 500,000						\$ 500,000
1ST AVENUE NORTH - BILLINGS	9022	CN						\$ 13,010,100							\$ 13,010,100
TRANSPORTATION ALTERNATIVES-VARIOUS LOCATIONS		ALL					\$ 700,000								\$ 700,000
SAFETY PROJECTS VARIOUS		ALL							\$ 1,000,000						\$ 1,000,000
2012 SCOUR MITIGATION	7960	CN							\$ 520,000						\$ 520,000
TRANSIT OPERATING (7/19-6/20)		Operating								\$ 1,831,948		\$ 70,000		\$ 2,484,104	\$ 4,386,052
VEHICLE REPLACEMENTS**		Purchase									\$ 160,000			\$ 40,000	\$ 200,000
BUS & BUS FACILITIES CAPITAL (7/19-6/20)		Capital											\$ 420,000	\$ 105,000	\$ 525,000
TOTAL			\$ 4,943,534	\$ -	\$ 750,000	\$ -	\$ 700,000	\$ 21,126,986	\$ 2,020,000	\$ 1,831,948	\$ 160,000	\$ 70,000	\$ 420,000	\$ 2,629,104	\$ 34,651,572

*Local Match for Transit **Dependent on Funding & Application Approvals by MDT

(Table 10) - HIGHWAY/TRANSIT MULTI-YEAR IMPROVEMENT PROGRAM FISCAL YEAR 2021
BILLINGS, MONTANA

PROJECT DESCRIPTION	UPN	PHASING	STP URBAN (STPU)	CMAQ LOCAL	MT. AIR CONGESTION INITIATIVE (MACI)	EARMARKS (MT, NCPD, DEMO)	TRANSPORTATION ALTERNATIVES PROGRAM (TA)**	NATIONAL HWY SYSTEM (NHS) INTERSTATE MAINTENANCE (IM)	HSIP UPP RRP BRIDGE	TRANSIT SEC 5307	TRANSIT SEC 5310**	TRANSADA	TRANSIT SEC 5339**	OTHER FUNDS*	TOTAL
Estimated carryover balance			\$ 16,878,583	\$ 5,062,381		\$ 148,225									
Estimated allocation			\$ 2,489,770	\$ 1,516,062	\$ -	\$ -	\$ 700,000	\$ 23,276,097	\$ 39,916,300	\$ 1,868,586	\$ 160,000	\$ 70,000	\$ 420,000	\$ 2,629,104	
Estimated beginning balance			\$ 19,368,353	\$ 6,578,443	\$ -	\$ 148,225	\$ 700,000				\$ 160,000				
BILLINGS BYPASS (Railroad Crossing Bridge)	4199	CN	\$ 793,407	\$ 1,500,000				\$ 7,939,609							\$ 10,233,016
ADA COMPLIANCE		ALL			\$ 500,000										\$ 500,000
TRAFFIC MITIGATION		ALL			\$ 250,000										\$ 250,000
MDT-PREVENTATIVE MAINTENANCE - IM		ALL						\$ 1,500,000							\$ 1,500,000
I-90 YELLOWSTONE R - BILLINGS	7972	CN						\$ 7,162,000	\$ 37,896,300						\$ 45,058,300
MDT-PREVENTATIVE MAINTENANCE - NH		ALL						\$ 1,000,000							\$ 1,000,000
MDT-URBAN PVMT PRES (UPP)		ALL							\$ 500,000						\$ 500,000
TRANSPORTATION ALTERNATIVES-VARIOUS LOCATIONS		ALL					\$ 700,000								\$ 700,000
AIRPORT RD & MAIN ST - BLGS	8718	CN						\$ 5,674,488							\$ 5,674,488
SAFETY PROJECTS VARIOUS		ALL							\$ 1,000,000						\$ 1,000,000
2012 SCOUR MITIGATION	7960	CN							\$ 520,000						\$ 520,000
TRANSIT OPERATING (7/20-6/21)		Operating								\$ 1,868,586		\$ 70,000		\$ 2,484,104	\$ 4,422,690
VEHICLE REPLACEMENTS**		Purchase									\$ 160,000			\$ 40,000	\$ 200,000
BUS & BUS FACILITIES CAPITAL (7/20-6/21)		Capital											\$ 420,000	\$ 105,000	\$ 525,000
TOTAL			\$ 793,407	\$ 1,500,000	\$ 750,000	\$ -	\$ 700,000	\$ 23,276,097	\$ 39,916,300	\$ 1,868,586	\$ 160,000	\$ 70,000	\$ 420,000	\$ 2,629,104	\$ 72,083,494

*Local Match for Transit **Dependent on Funding & Application Approvals by MDT

(Table 11) - BIENNIAL ELEMENT OCTOBER 1, 2016 - SEPTEMBER 30, 2018 (HIGHWAY)							
BILLINGS, MONTANA							
PROJECT/PHASE	PROJECT NUMBER	PROJECT DESCRIPTION	TOTAL ESTIMATED COST	FEDERAL FUNDS AND SOURCES	NON-FEDERAL FUNDS AND SOURCES	RECIPIENT OF FUNDS	RESPONSIBLE IMPLEMENTING AGENCY
MT3-ZIMMERMAN TR INTRSCCT IMPRV RW/IC/CN	HSIP/NH UPN8888	INTERSECTION IMPROVEMENT	2,849,431	2,564,488 FHWA	284,943 STATE MATCH	MDT	MDT
UNDERPASS AVE IMPROVEMENTS PE/RW/IC	MACI UPN8669	INTERSECTION IMPROVEMENTS	803,170	695,385 FHWA	107,785 STATE MATCH	MDT	MDT
ZOO DRIVE SIGNALS OT	MACI UPN9261	SIGNAL OPTIMIZATION	50,000	43,290 FHWA	6,710 STATE MATCH	MDT	MDT
STATE AVENUE SIGNALS OT	MACI UPN9259	SIGNAL OPTIMIZATION	45,395	39,303 FHWA	6,092 STATE MATCH	MDT	MDT
JOHNSON LANE SIGNALS OT	MACI UPN9260	SIGNAL OPTIMIZATION	12,970	11,229 FHWA	1,741 STATE MATCH	MDT	MDT
MAIN STREET SIGNALS OT	MACI UPN9265	SIGNAL OPTIMIZATION	217,895	188,653 FHWA	29,242 STATE MATCH	MDT	MDT
BILLINGS BYPASS RW/IC	NCPD-MT56(45) UPN4199	RECONSTRUCTION	11,035,004	9,554,106 FHWA	1,480,898 STATE MATCH	MDT	MDT
BILLINGS BYPASS - FIVE MILE ROAD CN	STPU UPN4199	RECONSTRUCTION	4,212,728	3,647,380 FHWA	565,348 STATE MATCH	MDT	MDT
TRAFFIC MITIGATION ALL	CM()	SIGNAL OPTIMIZATION	500,000	432,900 FHWA	67,100 STATE MATCH	MDT	MDT
27TH STREET RR CROSSING STUDY OT	STPX UPN9354	STUDY	300,000	259,740 FHWA	40,260 STATE MATCH	MDT	MDT
BILLINGS NW CN	NH UPN8721	PAVEMENT PRESERVATION	4,946,400	4,282,593 FHWA	663,807 STATE MATCH	MDT	MDT
MDT-PREVENTIVE MAINTENANCE (IM) PE/CN	IM	MAINTENANCE MAINTENANCE	3,000,000	2,597,400 FHWA	402,600 STATE MATCH	MDT	MDT
1ST AVE NORTH - BILLINGS PE/RW/IC	NH UPN9022	MAJOR REHABILITATION	1,249,703	1,081,993 FHWA	167,710 STATE MATCH	MDT	MDT
EXPOSITION DRIVE & 1ST AVE. N. OT/PE	NH UPN7908	INTERSECTION IMPROVEMENT	376,989	326,397 FHWA	50,592 STATE MATCH	MDT	MDT
PINEHILLS INTCH-PRYOR CR INTCH CN	IM UPN 8986	PAVEMENT PRESERVATION	857,250	742,207 FHWA	115,043 STATE MATCH	MDT	MDT
MOSSMAIN INTCH - WEST BLGS INTCH PE	IM UPN9198	PAVEMENT PRESERVATION	102,809	89,012 FHWA	13,797 STATE MATCH	MDT	MDT
WEST BLGS INTCH - PINEHILLS INTCH PE	IM UPN9199	PAVEMENT PRESERVATION	102,809	89,012 FHWA	13,797 STATE MATCH	MDT	MDT
190 YELLOWSTONE RIVER BRIDGE RW/IC	IM UPN7290	REPLACE BRIDGES	765,610	662,865 FHWA	102,745 STATE MATCH	MDT	MDT
MDT-PREVENTIVE MAINTENANCE (NH) PE/CN	NH	PREVENTIVE MAINTENANCE	1,350,000	1,168,830 FHWA	181,170 STATE MATCH	MDT	MDT
27th St-1st Ave S to AIRPORT IC/RW/CN	NH53-1(29) UPN7910	PAVEMENT PRESERVATION	12,641,907	10,945,363 FHWA	1,696,544 STATE MATCH	MDT	MDT
MAIN ST - BILLINGS CN	NHS UPN8717	PAVEMENT PRESERVATION	5,355,985	4,637,212 FHWA	718,773 STATE MATCH	MDT	MDT
MDT-URBAN PVMT PRESERVATION(UPP) ALL	UPP	PAVEMENT PRESERVATION	1,000,000	865,800 FHWA	134,200 STATE MATCH	MDT	MDT
6TH AVE N - 27TH TO 32ND (BLGS) CN	UPP UPN9003	PAVEMENT PRESERVATION	594,162	514,425 FHWA	79,737 STATE MATCH	MDT	MDT
DIVISION STREET - BILLINGS CN	UPP UPN9004	PAVEMENT PRESERVATION	623,369	539,713 FHWA	83,656 STATE MATCH	MDT	MDT

(Table 11) - BIENNIAL ELEMENT OCTOBER 1, 2016 - SEPTEMBER 30, 2018 (HIGHWAY)							
BILLINGS, MONTANA							
PROJECT/PHASE	PROJECT NUMBER	PROJECT DESCRIPTION	TOTAL ESTIMATED COST	FEDERAL FUNDS AND SOURCES	NON-FEDERAL FUNDS AND SOURCES	RECIPIENT OF FUNDS	RESPONSIBLE IMPLEMENTING AGENCY
AIRPORT RD - MAIN STREET PE/RW/IC	NH UPN8718	INTERSECTION IMPROVEMENTS	825,688	714,881 FHWA	110,807 STATE MATCH	MDT	MDT
AIRPORT RD - ZIMMERMAN TRAIL CN	NH UPN8987	PAVEMENT PRESERVATION	2,227,383	1,928,468 FHWA	298,915 STATE MATCH	MDT	MDT
ZIMMERMAN TRAIL RW/CN	MT1001() UPN6040	ROADWAY IMPROVEMENTS	4,182,584	3,621,281 FHWA	561,303 STATE MATCH	MDT	MDT
BECRAFT LANE SIDEWALK CN	TA UPN9158	BIKE/PED SIDEWALK	561,521	486,165 FHWA	75,356 STATE MATCH	MDT	MDT
TRANSPORTATION ALTERNATIVES PROJECTS-VARIOU ALL	TA	BIKE/PED TRAILS	700,000	606,060 FHWA	93,940 STATE MATCH	MDT	MDT
SAFETY PROJECTS VARIOUS ALL	HSIP	SAFETY	500,000	450,000 FHWA	50,000 STATE MATCH	MDT	MDT
SF 129 RNDABOUT KING 56TH CN	HSIP UPN8052	SAFETY	3,066,400	2,759,760 FHWA	306,640 STATE MATCH	MDT	MDT
SF 139 13TH/PARKHILL SIGNAL CN	HSIP1099() UPN8610	NEW SIGNAL	201,980	181,782 FHWA	20,198 STATE MATCH	MDT	MDT
SF 129 BILLINGS HORIZONTAL CURVE SIGNAGE CN	HSIPSTWD UPN7990	SIGNAGE UPGRADE	1,126,700	1,014,030 FHWA	112,670 STATE MATCH	MDT	MDT
SF 139-CENTRAL & 56TH RNDABOUT RW/IC/CN	HSIP56() UPN8611	INSTALL ROUNDABOUT	2,514,551	2,263,096 FHWA	251,455 STATE MATCH	MDT	MDT
SF 169 ROUNDABOUT RIMROCK & 56TH ALL	HSIP UPN	INSTALL ROUNDABOUT	3,655,843	3,290,259 FHWA	365,584 STATE MATCH	MDT	MDT
SF 149 HILLCREST RIGHT TURN LN CN	HSIP UPN8904	INTERSECTION IMPROVEMENT	300,975	270,878 FHWA	30,098 STATE MATCH	MDT	MDT
SF 169 ITS INTERSECTION DETECTION ALL	HSIP UPN	INTERSECTION IMPROVEMENT	73,000	65,700 FHWA	7,300 STATE MATCH	MDT	MDT
SF 169 KING AVE E RUMBLE STRIPS ALL	HSIP UPN	INSTALL RUMBLE STRIPS	11,000	9,900 FHWA	1,100 STATE MATCH	MDT	MDT
SF 169 YELLOWSTONE RIVER RD CHEVRONS ALL	HSIP UPN	SIGNAGE	6,000	5,400 FHWA	600 STATE MATCH	MDT	MDT
SF 169 JOHNSON LANE DELINEATION ALL	HSIP UPN	DELINEATION	700	630 FHWA	70 STATE MATCH	MDT	MDT
SF 169 LAKE ELMO DRIVE DELINEATION ALL	HSIP UPN	DELINEATION	420	378 FHWA	42 STATE MATCH	MDT	MDT
SF 169 SOUTH FRONTAGE ROAD SIGNAGE ALL	HSIP UPN	SIGNAGE	6,700	6,030 FHWA	670 STATE MATCH	MDT	MDT
SF 169 OLD HIGHWAY 312 DELINEATION ALL	HSIP UPN	DELINEATION	3,500	3,150 FHWA	350 STATE MATCH	MDT	MDT
SF 169 GARDEN AVE SIGNAGE ALL	HSIP UPN	SIGNAGE	26,000	23,400 FHWA	2,600 STATE MATCH	MDT	MDT
SF 169 NAHMIS AVE DELINEATION ALL	HSIP UPN	DELINEATION	7,500	6,750 FHWA	750 STATE MATCH	MDT	MDT
SF 169 STORY RD SIGNAGE ALL	HSIP UPN	SIGNAGE	3,000	2,700 FHWA	300 STATE MATCH	MDT	MDT
SF-149 KING INTCH SFTY IMPRV CN	HSIP UPN8941	REFLECTIVE BACKING	10,707	9,636 FHWA	1,071 STATE MATCH	MDT	MDT
Not all Earmarks require 13.42% match							

(Table 11-1) - BIENNIAL ELEMENT JULY 1, 2017-JUNE 30, 2019 (TRANSIT)					
BILLINGS MONTANA					
PROJECT/FUNDING SOURCE	TOTAL EST COST	FEDERAL FUNDS AND SOURCES	NON-FEDERAL FUNDS AND SOURCES	RECIPIENT OF FUNDS	RESPONSIBLE IMPLEMENTING AGENCY
FTA SECTION 5307					
OPERATING PROJECT (7-1-16 TO 6-30-17)	4,235,244	1,751,140	2,484,104	CITY	CITY
OPERATING PROJECT (7-1-17 TO 6-30-18)	4,244,916	1,760,812	2,484,104	CITY	CITY
FTA SECTION 5310*					
REPLACEMENT VEHICLES(2017)	200,000	160,000	40,000	STATE	VARIOUS LOCAL
REPLACEMENT VEHICLES (2018)	200,000	160,000	40,000	STATE	VARIOUS LOCAL
FTA SECTION 5311* #Funds transferred to 5307					
OPERATING PROJECT (2017)	390,000	195,000	-	CITY	CITY
OPERATING PROJECT (2018)	-	-	-	CITY	CITY
FTA SECTION 5339					
CAPITAL/VEHICLES (2017)	525,000	420,000	105,000	CITY	CITY
CAPITAL/VEHICLES (2018)	525,000	420,000	105,000	CITY	CITY
TransADE State Funded					
OPERATING PROJECT (2017)			70,000	CITY	CITY
OPERATING PROJECT (2018)			70,000	CITY	CITY
*Dependent on Funding & Application Approvals by MDT					