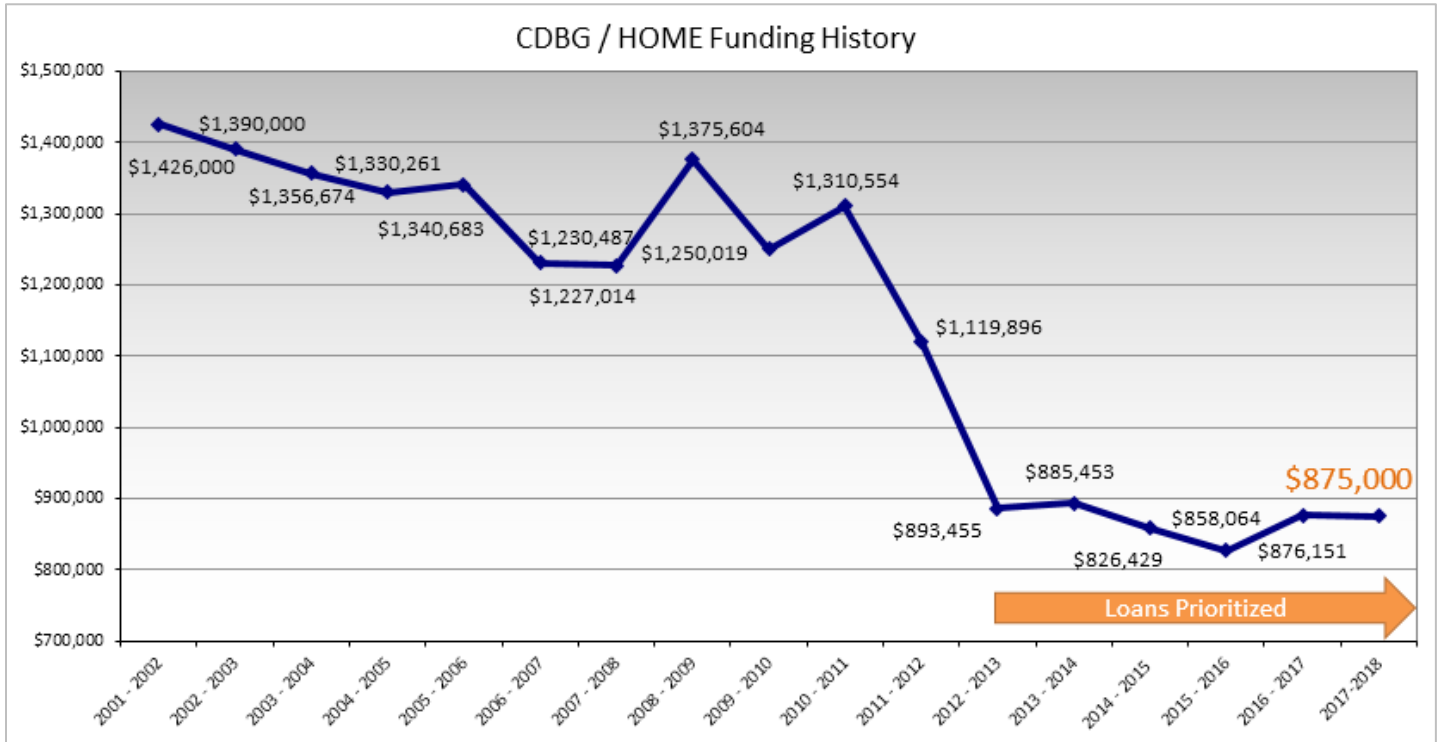


## Community Development Division

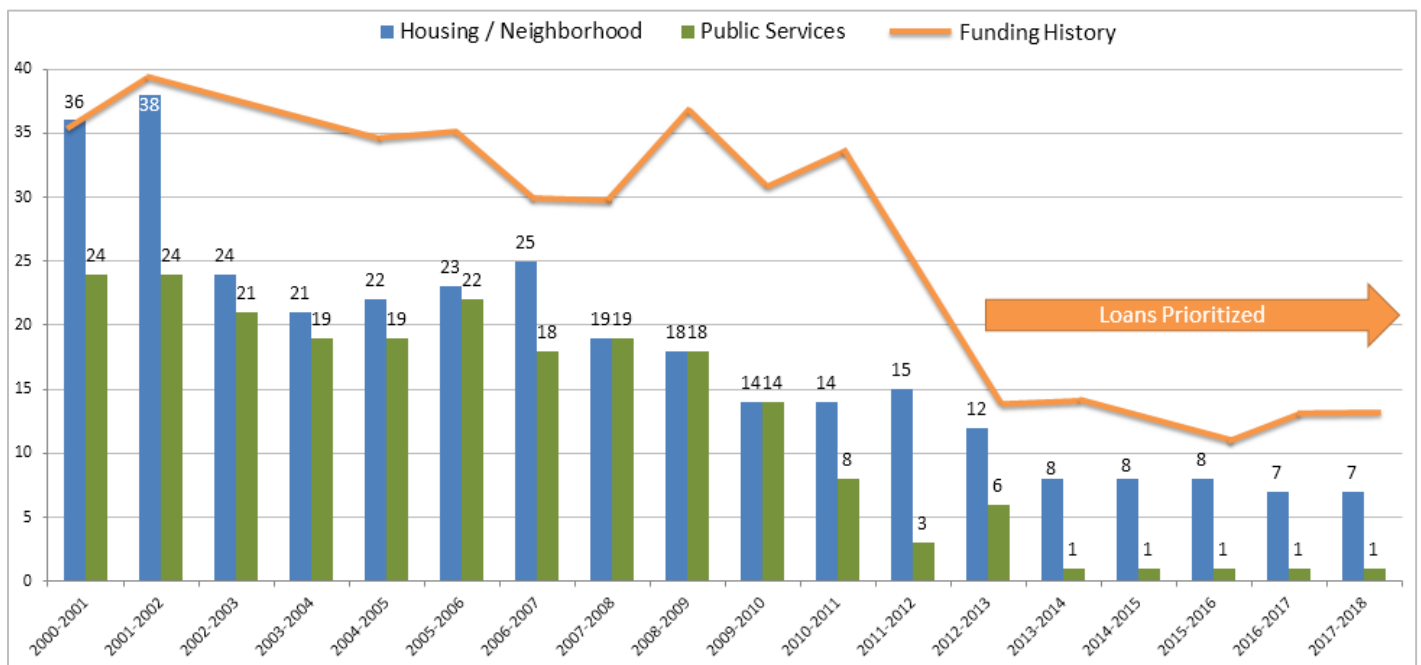
### ALLOCATION AND FUNDING HISTORY

**Funding Levels:** HUD funding levels have declined significantly in recent years and staff does not foresee these programs increasing in the future. Federal priorities are favoring competitive grant programs rather than entitlements like the Community Development Block Grant (CDBG) and HOME Investment Partnerships programs. The Community Development Board and City Council began favoring loan programs rather than grants beginning in 2012-2013; the year funding levels significantly declined.



**Grant to Loan Program Transition:** When funding levels dropped to critical levels in 2012, the Community Development Board and City Council both supported prioritizing loan programs from 2012 forward. The following chart illustrates the number of housing / neighborhood and public service applications the Community Development Board considered. The chart also compares funding history to the number of applications.

**Number of Applications Considered & Funding History**

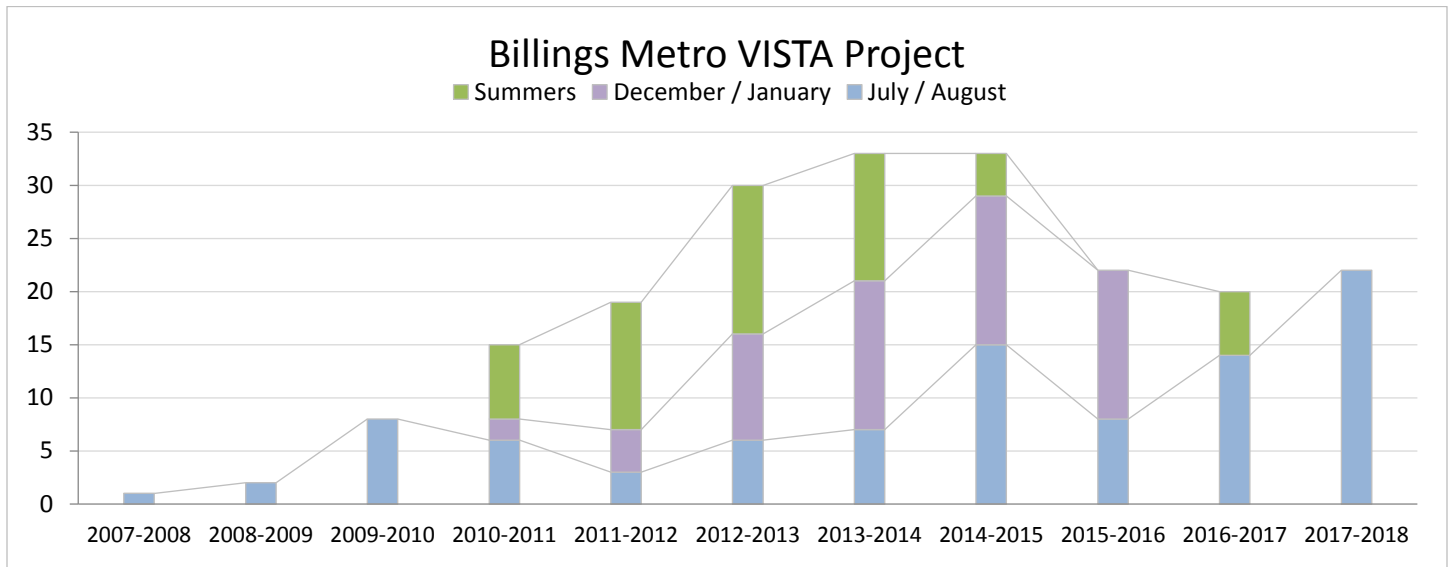


**CDBG Public Service Grant Restrictions:** In order to be eligible for CDBG funding, Public Service activities are required to be a *new or expanded service (quantifiable increase in level of a service over the past 12 months)*, as the intent of the fund is to support capacity-building. Many of the organizations applied for City funds year after year which would not be considered new or expanded services, if audited today.

**Grants Awarded:** Staff has records from 1994 to the present that can easily be reviewed for data purposes, which represents over \$2.7 million in grants awarded to over 40 non-profit organizations in Billings. Figures below do not represent additional funding for housing projects. For example, Interfaith Hospitality Network was provided with \$498,000 for housing to accommodate homeless families and the YWCA was awarded \$182,400 for the Gateway Shelter. Additional grant funding has been provided through fair housing education grants through the Fair Housing Initiatives Program (FHIP) for several organizations.

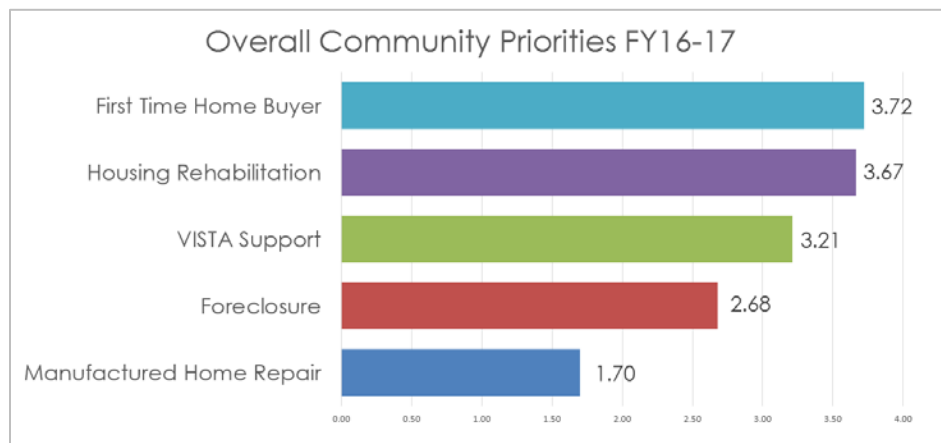
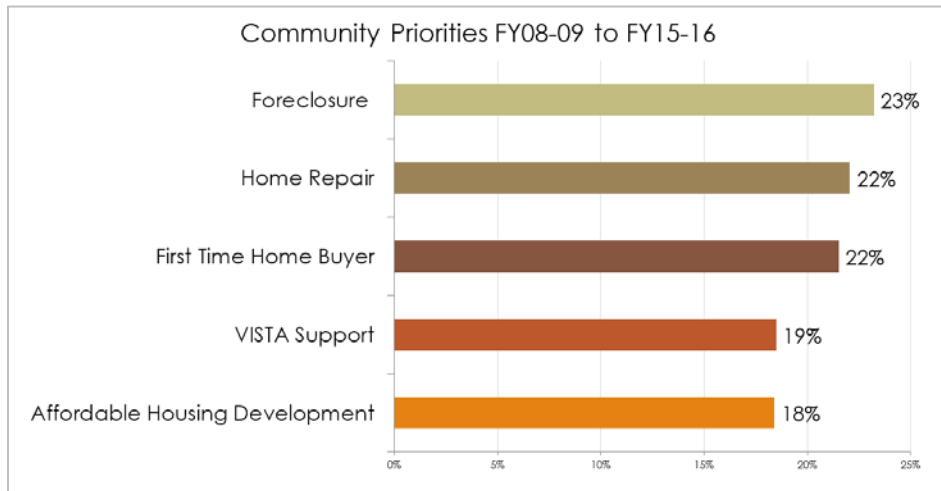
<b>Non-Profit Organization</b>	<b># Grants</b>	<b>Year Span</b>	<b>Total Grants</b>
Big Brothers & Big Sisters	5	1997-2007	\$22,845
Big Sky Senior Services	24	1997-2010	\$316,458
Billings Health Planning Coalition	4	1997-2005	\$27,000
Billings Promise	1	1999	\$6,157
Boys & Girls Club	8	2000-2007	\$31,467
Big Sky Economic Development Authority	13	1994-2008	\$119,912
CASA	5	1997-2000	\$26,764
Community Day Care	2	1998-1999	\$11,000
Community Housing Resource Board <i>(includes FHIP funding)</i>	19	1992-2012	\$329,628
Consumer Credit Counseling	1	1999	\$1,761
Early Childhood Study	1	1996	\$10,750
Easter Seals	2	2008-2010	\$30,175
Family Service, Inc.	11	1992-2004	\$167,986
Family Tree Center	1	2000	\$3,250
Billings Food Bank	11	1996-2006	\$111,962
Forever Families	2	2007-2009	\$31,743
Friendship House	20	1996-2010	\$172,173
HRDC	16	1997-2008	\$135,118
In-Care Network	1	2000	\$2,000
Interfaith Hospitality Network <i>(does not include FHIP &amp; housing funding)</i>	2	2005-2010	\$7,000
Kids School Program	3	2001-2003	\$19,334
Living Independently for Today & Tomorrow	13	1996-2010	\$145,269
Parents Let's Unite for Kids	5	2002-2006	\$12,167
Rebuilding Together	8	2004-2011	\$70,000
RiverStone Health – Medication Assistance Program	9	1999-2009	\$84,022
Sage Tower Community Network	1	2000	\$1,960
Scottish Rite Clinic	1	2008	\$5,000
Southgate Cop Shop	7	1999-2008	\$29,292
Southside Senior Center	1	2011	\$30,000
American Red Cross – Southside Smoke Detectors	1	1999	\$2,364
St. Vincent de Paul	1	2007	\$8,250
Task Force Enhancement	5	1999-2008	\$34,125
Temporary Teens	7	1999-2004	\$23,195
Tumbleweed	13	1996-2011	\$185,598
Vision Seekers After School Program	1	2001	\$9,000
Volunteers of America – Independence Hall	1	2009	\$30,000
Billings Board of Cooperative Housing	1	2000	\$4,438
Yellowstone AIDS Project <i>(does not include FHIP funding)</i>	1	1999	\$7,000
Yellowstone County Council on Aging	12	1996-2011	\$55,649
Young Families Early Head Start	15	1996-2009	\$249,674
YWCA <i>(does not include housing funding)</i>	13	1997-2009	\$158,575
<b>Over 40 Organizations</b>	<b>268 Grants</b>	<b>17+ Years</b>	<b>\$2,735,061</b>

**VISTA:** As funding dwindled to support non-profit organizations, the AmeriCorps Volunteers in Service to America (VISTA) program received additional allocations in funding to expand the program. From 2012 to 2015, the City received overlapping grants and more members. The number of VISTA members has stabilized over the past few years. The *Billings Metro VISTA Project* continues to be offered to support capacity-building activities as a resource to non-profit organizations working on poverty issues.



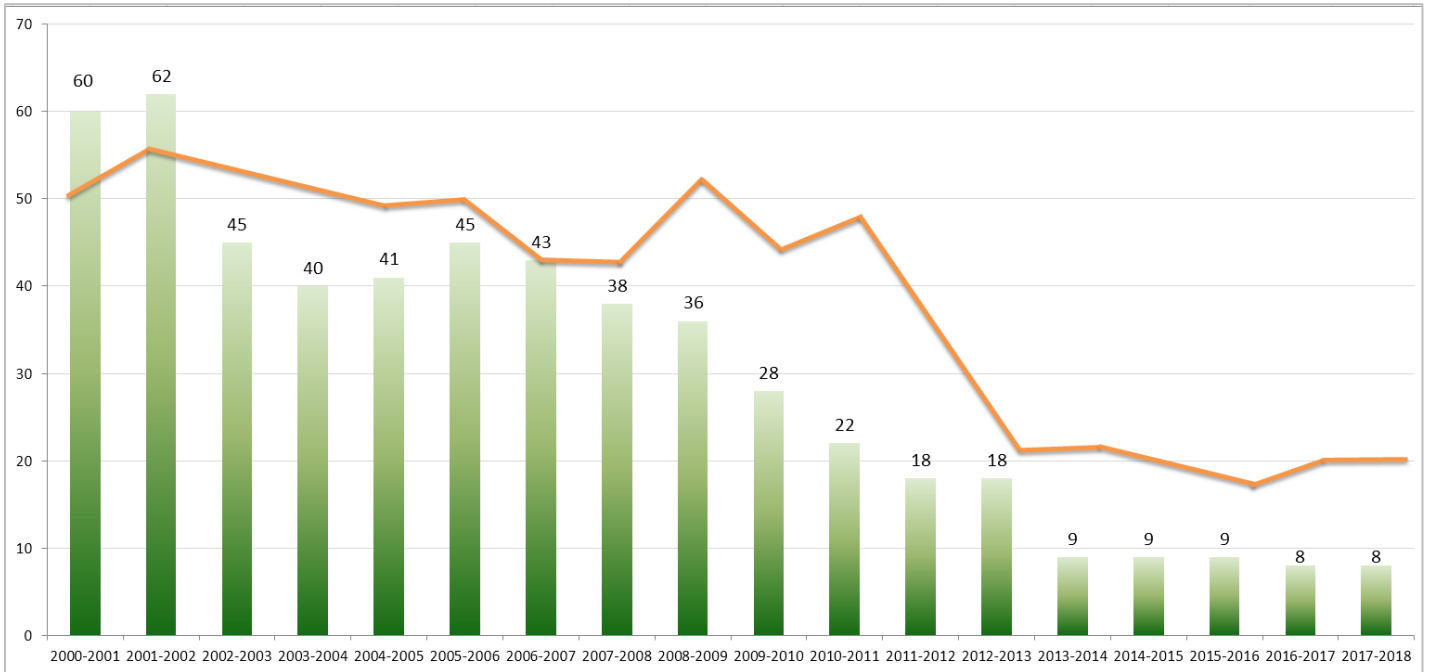
**PUBLIC AND CITY COUNCIL PROGRAM PRIORITIES**

**Task Force Priorities:** Task Force rankings from 2008-2016 favor home repair / buyer and affordable housing development programs. The following figures represent the rankings from all Task Forces combined. Calculation methodology changed in FY2016-2017 when the survey added an online, weighted calculation.



**Priority-Based Budgeting:** The Division’s process for priority-based budgeting began in 2008 when the City Council asked the Community Development Board to examine recommendation processes. When surveyed, *the majority of Council members favored funding fewer organizations with larger amounts*. Half of the Council members asked the Board to shift funding focus to housing programs. Organizations were then given minimum and maximum application amounts shortly thereafter and the number of funding applications declined.

**Total Number of Applications Considered & Funding History**



**Priority-Based Budgeting 2012:** The City Council initiated an extensive process to rank programs based on how they influence the City’s ability to achieve established community results, such as:

- Sustainable Economic Development
- Comprehensive, Orderly Growth and Development
- Community Resource Preservation
- Involved, Engaged and United Community

The home repair / buyer programs were ranked as having *significant influence* on the City’s ability to achieve desired community results. However, grants to non-profit organizations and the homeless initiative were ranked as having limited influence.

