

**(Table 2) -TRANSPORTATION REVENUE ESTIMATES (2017-2021)**

**BILLINGS, MONTANA**

YEAR	SURFACE TRANS PROGRAM (STP) (URBAN)*	CMAQ LOCAL	MONTANA AIR CONGESTION INITIATIVE (MACI)*	EARMARKS (MT/NCPD/ DEMO)	TRANSPORTATION ALTERNATIVES (TA)	NATIONAL HWY SYSTEM (NHS) INTERSTATE MAINTENANCE (IM)	STATE HSIP UPP RRP MDT-MACI BR BH STPX	GAS TAX		TRANSIT SEC 5307		TRANSIT SEC 5310		TRANSIT SEC TRANSAD/5311		TRANSIT SEC 5339		OTHER FUNDS (LOCAL)		TOTAL	
								CITY	COUNTY	OPER.	CAP	OPER.	CAP	OPER.	CAP	OPER.	CAP	OPER.	CAP		
<b>CARRYFORWARD</b>	\$ 12,025,043	\$ 2,030,257	\$ -	\$ 4,330,809																	\$ 18,386,109
2017								CITY	\$ 1,766,830	OPER.	\$ 1,751,140			\$ 265,000					OPER.	\$ 2,484,104	\$ 6,267,074
	\$ 2,489,770	\$ 1,539,717	\$ 2,243,869		\$ 1,319,061	\$ 17,423,976	\$ 6,699,513	COUNTY	\$ 300,443	CAP		\$ 160,000		\$ 420,000		CAP	\$ 145,000		CAP	\$ 145,000	\$ 32,741,349
2018								CITY	\$ 1,766,830	OPER.	\$ 1,760,812			\$ 70,000					OPER.	\$ 2,484,104	\$ 6,081,746
	\$ 2,489,770	\$ 1,539,717	\$ 750,000		\$ 700,000	\$ 11,186,690	\$ 7,199,875	COUNTY	\$ 300,443	CAP		\$ 160,000		\$ 420,000		CAP	\$ 145,000		CAP	\$ 145,000	\$ 24,891,495
2019								CITY	\$ 1,766,830	OPER.	\$ 1,796,028			\$ 70,000					OPER.	\$ 2,484,104	\$ 6,116,962
	\$ 2,489,770	\$ 1,539,717	\$ 5,356,770		\$ 700,000	\$ 11,152,893	\$ 6,699,513	COUNTY	\$ 300,443	CAP		\$ 160,000		\$ 420,000		CAP	\$ 145,000		CAP	\$ 145,000	\$ 28,964,106
2020								CITY	\$ 1,766,830	OPER.	\$ 1,831,948			\$ 70,000					OPER.	\$ 2,484,104	\$ 6,152,882
	\$ 2,489,770	\$ 1,539,717	\$ 750,000		\$ 700,000	\$ 39,234,085	\$ 7,318,664	COUNTY	\$ 300,443	CAP		\$ 160,000		\$ 420,000		CAP	\$ 145,000		CAP	\$ 145,000	\$ 53,057,679
2021								CITY	\$ 1,766,830	OPER.	\$ 1,868,586			\$ 70,000					OPER.	\$ 2,484,104	\$ 6,189,520
	\$ 2,489,770	\$ 1,539,717	\$ 1,521,000		\$ 700,000	\$ 81,388,104	\$ 30,172,800	COUNTY	\$ 300,443	CAP		\$ 160,000		\$ 420,000		CAP	\$ 145,000		CAP	\$ 145,000	\$ 118,836,834
<b>TOTAL</b>	<b>\$ 24,473,893</b>	<b>\$ 9,728,842</b>	<b>\$ 10,621,639</b>	<b>\$ 4,330,809</b>	<b>\$ 4,119,061</b>	<b>\$160,385,748</b>	<b>\$ 58,090,365</b>		<b>\$ 10,336,365</b>		<b>\$ 9,008,514</b>	<b>\$ 800,000</b>	<b>\$ 545,000</b>	<b>\$ 2,100,000</b>			<b>\$ 13,145,520</b>			<b>\$ 307,685,756</b>	

Given current funding uncertainties and unknown impacts of future congressional or other Federal actions, Federal funding available may affect the programming of projects.

\*Includes Non-Federal Match

**TABLE 3(a) -TRANSPORTATION PRIORITY LIST  
BILLINGS, MONTANA**

PROJECT	TYPE OF WORK	PHASE	ESTIMATED COST	FUNDING SOURCE
<b>SURFACE TRANSPORTATION PROGRAM-URBAN (STPU)</b>				
BILLINGS BYPASS - FIVE MILE ROAD	New Construction	CN	\$4,469,283	STPU
		TOTAL	\$4,469,283	
BILLINGS BYPASS - YELLOWSTONE RIVER	New Construction	CN	\$11,364,209	STPU
		TOTAL	\$11,364,209	
BILLINGS BYPASS - FIVE MILE RD TO US 87	New Construction	CN	\$3,796,681	STPU
		TOTAL	\$3,796,681	
<b>CONGESTION MITIGATION AIR QUALITY (CMAQ) Local Match</b>				
BILLINGS BYPASS - YELLOWSTONE RIVER	New Construction	CN	\$5,000,000	CMAQ
		TOTAL	\$5,000,000	
BILLINGS BYPASS - FIVE MILE RD TO US 87	New Construction	CN	\$2,500,000	CMAQ
		TOTAL	\$2,500,000	
<b>MONTANA AIR CONGESTION INITIATIVE (MACI) State Match</b>				
27th St-1ST AVE S to AIRPORT	Signal Optimization	CN	\$4,503,600	MACI
		TOTAL	\$4,503,600	
UNDERPASS AVE IMPROVEMENTS	Study	OT	\$472,172	MACI
	Intersection Improvements	PE	\$1,167,609	MACI
		RW	\$51,585	MACI
		IC	\$51,585	MACI
		CN	\$771,000	MACI
		TOTAL	\$2,513,951	
AIRPORT RD & MAIN ST - BLGS	Study	OT	\$286,332	MACI
		TOTAL	\$286,332	
BILLINGS SIGNAL UPGRADES	Signal Optimization	OT	\$320,869	MACI
		TOTAL	\$320,869	
LOCKWOOD SIGNALS - BILLINGS	Signal Optimization	OT	\$18,948	MACI
		TOTAL	\$18,948	
DOWNTOWN STATE SIGNALS BLGS	Signals	PE	\$250,000	MACI
		CN	\$6,272,824	MACI
		TOTAL	\$6,522,824	
1ST AVE SOUTH - ADA(BLGS)	Signals	PE	\$300,911	MACI
		CN	\$2,774,138	MACI
		TOTAL	\$3,075,049	
ZOO DRIVE SIGNALS - BILLINGS	Signals	OT	\$50,000	MACI
		TOTAL	\$50,000	
STATE AVENUE SIGNALS - BILLINGS	Signals	OT	\$45,395	MACI
		TOTAL	\$45,395	
JOHNSON LANE SIGNALS - BILLINGS	Signals	OT	\$12,970	MACI
		TOTAL	\$12,970	
MAIN STREET SIGNALS - BILLINGS	Signals	OT	\$217,895	MACI
		TOTAL	\$217,895	
MDT-MACI	Statewide CMAQ - Various	PE/OTHER	\$1,000,000	MACI
		TOTAL	\$1,000,000	
MDT-MACI	Statewide CMAQ - ADA Compliance	PE/OTHER	\$1,750,000	MACI
		TOTAL	\$1,750,000	
<b>EARMARKS/DISCRETIONARY GRANTS</b>				
ZIMMERMAN TRAIL	Rockfall Mitigation	CN	\$988,521	MT
		TOTAL	\$988,521	
ZIMMERMAN TRAIL	Roadway Improvements	PE	\$1,263,180	MT
		CN	\$4,958,454	MT
		TOTAL	\$6,221,634	
BILLINGS BYPASS	New Construction	OT/ENV	\$4,689,600	NCPD
		PE	\$9,909,000	MT/NCPD
		RW	\$7,847,000	MT
		TOTAL	\$22,445,600	
<b>INTERSTATE MAINTENANCE (IM)</b>				
VARIOUS PROJECTS	Pavement Preservation	PE/CN	Per Project	IM

**TABLE 3(b)-TRANSPORTATION PRIORITY LIST  
BILLINGS, MONTANA**

PINEHILLS INTCH-PRYOR CR INTCH (only portion in MPO area)	Pavement Preservation	PE CN TOTAL	\$30,307 \$857,250 \$887,557	IM IM
I-90 Yellowstone River-Billings	Replace Bridges	IC RW CN TOTAL	\$386,894 \$386,894 \$11,105,000 \$11,878,788	IM IM IM
Mossmain Intch - West Blgs Intch	Mill Fill	PE CN TOTAL	\$102,908 \$11,570,000 \$11,672,908	IM IM
W Blgs Intch- Pinehills Intch	Mill Fill	PE CN TOTAL	\$102,908 \$7,054,400 \$7,157,308	IM IM
<b>NATIONAL HIGHWAY SYSTEM - (NH)</b>				
MDT PREVENTIVE MAINTENANCE	Pavement Preservation	ALL	Per Project	NH
BILLINGS - NW	Pavement Preservation	PE CN TOTAL	\$88,960 \$4,946,400 \$5,035,360	NH NH
MAIN ST - BILLINGS	Pavement Preservation	PE CN TOTAL	\$551,170 \$5,355,985 \$5,907,155	NH NH
AIRPORT RD - ZIMMERMAN TRAIL	Pavement Preservation	PE CN TOTAL	\$75,690 \$9,595,000 \$9,670,690	NH NH
27th St-1ST AVE S to Airport	Pavement Preservation	PE RW IC CN TOTAL	\$2,150,000 \$850,000 \$126,712 \$7,661,595 \$10,788,307	NH NH NH NH
BILLINGS BYPASS	New Construction	PE IC TOTAL	\$2,000,000 \$3,188,004 \$5,188,004	NH
EXPOSITION DR & 1ST AVE N BLGS	Intersection Improvement	OT/PE CN TOTAL	\$376,989 \$1,257,185 \$1,634,174	NH NH
MT3-ZIMMERMAN TR INTRSCCT IMPRV	Intersection Improvement	PE RW IC CN TOTAL	\$970,847 \$94,032 \$62,688 \$1,503,080 \$2,630,647	NH NH NH NH
1st AVENUE NORTH - BILLINGS	Major Rehabilitation	PE RW IC CN TOTAL	\$1,416,872 \$64,605 \$64,605 \$13,010,100 \$14,556,182	NH NH NH NH
UNDERPASS AVE IMPROVEMENTS	Intersection Improvements	CN TOTAL	\$6,100,000 \$6,100,000	NH
AIRPORT RD & MAIN ST - BLGS	Intersection Improvements	PE RW IC CN TOTAL	\$600,000 \$64,482 \$161,206 \$9,712,500 \$10,538,188	NH NH NH NH
<b>BILLINGS BYPASS - YELLOWSTONE RIVER</b>	<b>New Construction</b>	<b>CN TOTAL</b>	<b>\$31,378,100 \$31,378,100</b>	<b>NH</b>
<b>BILLINGS BYPASS - FIVE MILE RD TO US 87</b>	<b>New Construction</b>	<b>CN TOTAL</b>	<b>\$9,733,319 \$9,733,319</b>	<b>NH</b>
<b>NATIONAL HIGHWAY FREIGHT PROGRAM (NHFP)</b>				
<b>I-90 Yellowstone River - Billings</b>	<b>Replace Bridges</b>	<b>CN TOTAL</b>	<b>\$32,880,300 \$32,880,300</b>	<b>NHFP</b>
<b>BRIDGE (BH, BR)</b>				
2012 Scour Mitigation (Yellowstone River (Dick Johnson Bridge))	Mitigation	PE CN TOTAL	\$79,000 \$520,000 \$599,000	BH STPB
I-90 Yellowstone River-Billings	Replace Bridges	PE CN	\$6,500,000 \$27,400,000	BR BR

TOTAL \$33,900,000

**TABLE 3(c)-TRANSPORTATION PRIORITY LIST  
BILLINGS, MONTANA**

<b>BILLINGS BYPASS - YELLOWSTONE RIVER</b>	<b>New Construction</b>	<b>CN</b>	<b>\$5,000,000</b>	<b>BR</b>
		<b>TOTAL</b>	<b>\$5,000,000</b>	
<b>SURFACE TRANSPORTATION PROGRAM-URBAN PAVEMENT PRESERVATION (UPP)</b>				
6TH AVE N- 27TH TO 32ND (BLGS)	Pavement Preservation	PE	\$91,914	UPP
		IC	\$19,175	UPP
		CN	\$692,060	UPP
		<b>TOTAL</b>	<b>\$803,149</b>	
DIVISION STREET - BILLINGS	Pavement Preservation	PE	\$73,257	UPP
		IC	\$28,480	UPP
		CN	\$806,801	UPP
		<b>TOTAL</b>	<b>\$908,538</b>	
<b>SOUTH FRONTAGE ROAD - BILLINGS</b>	<b>Pavement Preservation</b>	<b>PE</b>	<b>\$65,000</b>	<b>UPP</b>
		<b>CN</b>	<b>\$602,819</b>	<b>UPP</b>
		<b>TOTAL</b>	<b>\$667,819</b>	
KING AVE E - BILLINGS	Pavement Preservation	PE	\$26,000	UPP
		CN	\$71,342	UPP
		<b>TOTAL</b>	<b>\$97,342</b>	
GRAND - 24TH TO ZIMMERMAN	Pavement Preservation	PE	\$77,850	UPP
		CN	\$1,272,800	UPP
		<b>TOTAL</b>	<b>\$1,350,650</b>	
HARDIN ROAD - BILLINGS	Pavement Preservation	PE	\$26,000	UPP
		CN	\$214,500	UPP
		<b>TOTAL</b>	<b>\$240,500</b>	
SHILOH ROAD - BILLINGS	Pavement Preservation	PE	\$45,500	UPP
		CN	\$134,200	UPP
		<b>TOTAL</b>	<b>\$179,700</b>	
BLUE CREEK ROAD - BILLINGS	Pavement Preservation	PE	\$77,900	UPP
		CN	\$803,000	UPP
		<b>TOTAL</b>	<b>\$880,900</b>	
BILLINGS BLVD - BILLINGS	Pavement Preservation	PE	\$26,000	UPP
		CN	\$28,600	UPP
		<b>TOTAL</b>	<b>\$54,600</b>	
VARIOUS PROJECTS 2017-2021	Pavement Preservation	PE/CN	\$2,500,000	UPP
			\$2,500,000	
<b>SURFACE TRANSPORTATION PROGRAM - OTHER</b>				
27th STREET RR CROSSING	Railroad Crossing Study	OT	\$300,000	STPX
		<b>TOTAL</b>	<b>\$300,000</b>	
<b>SF 169 RIMROCK &amp; 62ND ST W</b>	<b>Intersection Improvement Study</b>	<b>OT</b>	<b>\$130,000</b>	<b>STPX</b>
		<b>TOTAL</b>	<b>\$130,000</b>	
<b>HIGHWAY SAFETY (HSIP)</b>				
SF 129-RNDABOUT KING 56TH	Roundabout	PE	\$705,817	HSIP
		RW	\$165,000	HSIP
		IC	\$308,984	HSIP
		CN	\$3,066,400	HSIP
		<b>TOTAL</b>	<b>\$4,246,201</b>	
SF 139-RNDABOUT CENTRAL/56TH	Roundabout	PE	\$914,891	HSIP
		RW	\$230,000	HSIP
		IC	\$126,988	HSIP
		CN	\$2,159,737	HSIP
		<b>TOTAL</b>	<b>\$3,431,616</b>	
SF 139 13TH/PARKHILL SIGNAL	Signal	PE	\$65,780	HSIP
		CN	\$235,488	HSIP
		<b>TOTAL</b>	<b>\$301,268</b>	
MT3-ZIMMERMAN TR INTRSCCT IMPRV	Intersection Improvement	CN	\$1,928,411	HSIP
		<b>TOTAL</b>	<b>\$1,928,411</b>	
SF-149 HILLCREST RIGHT TURN LN.	Intersection Improvement	PE	\$30,098	HSIP
		CN	\$300,975	HSIP
		<b>TOTAL</b>	<b>\$331,073</b>	
SF 129 BILLINGS HORIZONTAL CURVE SIGNAGE	Signage	PE/CN	\$1,126,611	HSIP
		<b>TOTAL</b>	<b>\$1,126,611</b>	




SF 169 FRNTG RD WISE LN INTX	Intersection Improvement	PE CN TOTAL	\$15,800 \$82,000 \$97,800	HSIP HSIP
<b>TABLE 3(d)-TRANSPORTATION PRIORITY LIST BILLINGS, MONTANA</b>				
SF 169 BLGS AREA SAFETY IMPRV	Signage	PE CN TOTAL	\$21,300 \$73,143 \$21,300	HSIP HSIP
SF 169 I90 W KING AVE LIGHTING	Roadway Lighting	PE CN TOTAL	\$44,800 \$298,664 \$343,464	HSIP HSIP
SF 169 BLGS DISTRICT SFTY IMPRV (only portion within MPO)	Signage	PE CN TOTAL	\$3,500 \$8,800 \$12,300	HSIP HSIP
SF 149 - KING INTCH SFTY IMPRV	Safety	PE CN TOTAL	\$32,776 \$10,707 \$43,483	HSIP HSIP
VARIOUS SAFETY PROJECTS	Safety	ALL	\$4,500,000 \$4,500,000	HSIP
<b>OTHER FUNDING</b>				
ANNUAL OPERATION AND MAINTENANCE	Various Projects	OTHER	\$225,000	LOCAL
MDT-MACI	Equipment Purchase	OTHER	\$220,562	CMAQ/LOCAL
TRANSPORTATION ALTERNATIVES PROGRAM	Various Projects	OTHER	Per Project	TA
STATE FUNDED MAINTENANCE	Various Projects	OTHER	\$1,746,000	STATE
		TOTAL	\$2,191,562	
CN Estimates Include CE Costs				

**(Table 4) -TRANSPORTATION PROJECT PRIORITY LIST  
BILLINGS, MONTANA**

<b>SECTION/PROJECT</b>		<b>PROJECT ESTIMATE</b>
<b>FTA SECTION 5307 (INCLUDES LOCAL FUNDS)</b>		
	OPERATING PROJECT (7-1-2016 TO 6-30-2017)	4,235,244
	OPERATING PROJECT (7-1-2017 TO 6-30-2018)	4,244,916
	OPERATING PROJECT (7-1-2018 TO 6-30-2019)	4,280,132
	OPERATING PROJECT (7-1-2019 TO 6-30-2020)	4,316,052
	OPERATING PROJECT (7-1-2020 TO 6-30-2021)	4,352,690
	TOTAL	<b>\$21,429,034</b>
<b>FTA SECTION 5310(INCLUDES LOCAL FUNDS)</b>		
	REPLACEMENT VEHICLES-TRANSIT (FY2017)	192,000
	REPLACEMENT VEHICLES-TRANSIT (FY2018)	192,000
	REPLACEMENT VEHICLES-TRANSIT (FY2019)	192,000
	REPLACEMENT VEHICLES-TRANSIT (FY2020)	192,000
	REPLACEMENT VEHICLES-TRANSIT (FY2021)	192,000
* DEPENDENT ON FUNDING AND APPLICATION APPROVALS BY MDT		
	*TOTAL	<b>\$960,000</b>
<b>FTA SECTION 5311* #Funds transferred to 5307</b>		
	OPERATING PROJECT (2017)	390,000
	OPERATING PROJECT (2018)	0
	OPERATING PROJECT (2019)	0
<b>FTA SECTION 5339 (INCLUDES LOCAL FUNDS)</b>		
	CAPITAL PROJECTS 2017	525,000
	CAPITAL PROJECTS 2018	525,000
	CAPITAL PROJECTS 2019	525,000
	CAPITAL PROJECTS 2020	525,000
	CAPITAL PROJECTS 2021	525,000
	TOTAL	<b>\$2,625,000</b>
<b>TRANSADA (STATE FUNDED)</b>		
	OPERATING PROJECT (2017)	\$70,000
	OPERATING PROJECT (2018)	\$70,000
	OPERATING PROJECT (2019)	\$70,000
	OPERATING PROJECT (2020)	\$70,000
	OPERATING PROJECT (2021)	\$70,000
	TOTAL	<b>\$350,000</b>
	<b>TOTAL</b>	<b>\$25,754,034</b>

**(Table 5) - MULTI-YEAR STAGING PROGRAM  
CALENDAR YEARS 2017-2021  
BILLINGS, MONTANA**

<b>PROJECTS</b>	<b>2017</b>	<b>2018</b>	<b>2019</b>	<b>2020</b>	<b>2021</b>	<b>&gt;2021</b>
BILLINGS BYPASS						
BILLINGS BYPASS						
TRANSPORTATION ALTERNATIVES PROJECTS (VARIOUS)	Per Project -----					
ZIMMERMAN TRAIL						
MT3-ZIMMERMAN TR. INTERSECT. IMPROVE.						
1ST AVENUE NORTH - BILLINGS						
MDT PREVENTIVE MAINTENANCE (NH )	Per Project -----					
MDT PREVENTIVE MAINTENANCE (IM)	Per Project -----					
STP URBAN PAVEMENT PRESERVATION(UPP)	Per Project -----					
ADA COMPLIANCE	Per Project -----					
2012 SCOUR MITIGATION						
I-90 YELLOWSTONE RIVER-BILLINGS						
SF 129-RNDABOUT KING 56TH						
SF 129 BILLINGS HORIZONTAL CURVE SIGNAGE						
SF 139-RNDABOUT CENTRAL/56TH						
SF 139-13TH/PARKHILL SIGNAL						
27TH ST. - 1ST AVE S TO AIRPORT						
PINEHILLS INTCH-PRYOR CR INTCH						
MOSSMAIN INTCH - WEST BLGS INTCH						
WEST BLGS INTCH - PINEHILLS INTCH						
AIRPORT RD-ZIMMERMAN TRAIL						
6TH AVE N-27TH TO 32ND (BLGS)						
DIVISION STREET - BILLINGS						
KING AVE E - BILLINGS						
SOUTH FRONTAGE ROAD - BILLINGS						
SHILOH ROAD - BILLINGS						
BLUE CREEK ROAD - BILLINGS						
BILLINGS BLVD - BILLINGS						
HARDIN ROAD - BILLINGS						
GRAND - 24TH TO ZIMMERMAN (BLGS)						
SF-149 HILLCREST RIGHT TURN LN						
SF-149 KING INTCH SFTY IMPRV						
DOWNTOWN STATE SIGNALS BLGS						
1ST AVE S - ADA (BLGS)						
BILLINGS-NW						
MAIN ST BILLINGS						
EXPOSITION DR & 1ST AVE						
UNDERPASS AVE IMPROVEMENTS						
AIRPORT RD & MAIN ST						
SF 169 RNDABOUT RIMROCK RD & 62ND ST. W						
SF 169 FRNTG RD WISE LN INTX						
SF 169 BLGS AREA SAFETY IMPRV						
SF 169 I90 W KING AVE LIGHTING						
SF 169 BLGS DISTRICT SFTY IMPRV						

 PRELIMINARY ENGINEERING  
 RIGHT OF WAY/UTILITIES  
 CONSTRUCTION

(Table 6) - HIGHWAY/TRANSIT MULTI-YEAR IMPROVEMENT PROGRAM FISCAL YEAR 2017

BILLINGS, MONTANA																
PROJECT DESCRIPTION	UPN	PHASING	STP URBAN (STPU)	CMAQ LOCAL	MT. AIR CONGESTION INITIATIVE (MACI)	EARMARKS (MT, NCPD, DEMO)	TRANSPORTATION ALTERNATIVES PROGRAM (TA)**	NATIONAL HWY SYSTEM (NHS) INTERSTATE MAINTENANCE (IM) NATIONAL HWY FREIGHT (NHFP)	HSIP UPP RRP BRIDGE STPX	TRANSIT SEC 5307	TRANSIT SEC 5310**	TRANSADA	5311 TRANSFER	TRANSIT SEC 5339**	OTHER FUNDS*	TOTAL
Estimated carryover balance			\$ 12,025,043	\$ 2,030,257		\$ 4,330,809	\$ -									
Estimated allocation			\$ 2,489,770	\$ 1,539,717	\$ -	\$ -	\$ 700,000	\$ 17,423,976	\$ 6,699,513	\$ 1,751,140	\$ 160,000	\$ 70,000		\$ 420,000	\$ 2,629,104	
Estimated beginning balance			\$ 14,514,813	\$ 3,569,974	\$ -	\$ 4,330,809	\$ 700,000				\$ 160,000					
BILLINGS BYPASS	4199	IC						\$ 3,188,004								\$ 3,188,004
MT3-ZIMMERMAN TR INTRSC T IMPRV	8888	RW/IC						\$ 156,720								\$ 156,720
ADA COMPLIANCE		ALL			\$ 500,000											\$ 500,000
TRAFFIC MITIGATION		ALL			\$ 250,000											\$ 250,000
UNDERPASS AVE IMPROVEMENTS	8669	PE			\$ 1,167,609											\$ 1,167,609
ZOO DRIVE SIGNALS - BILLINGS	9261	OT			\$ 50,000											\$ 50,000
27TH STREET RR CROSSING STUDY	9354	OT							\$ 300,000							\$ 300,000
STATE AVENUE SIGNALS - BILLINGS	9259	OT			\$ 45,395											\$ 45,395
JOHNSON LANE SIGNALS - BILLINGS	9260	OT			\$ 12,970											\$ 12,970
MAIN STREET SIGNALS - BILLINGS	9265	OT			\$ 217,895											\$ 217,895
MDT-PREVENTATIVE MAINTENANCE - IM		ALL						\$ 1,500,000								\$ 1,500,000
MOSSMAIN INTCH - WEST BLGS INTCH	9198	PE						\$ 102,809								\$ 102,809
W BLGS INTCH - PINEHILLS INTCH	9199	PE						\$ 102,809								\$ 102,809
PINEHILLS INTCH-PRYOR CR INTCH (only portion in MPO)	8986	CN						\$ 857,250								\$ 857,250
MDT-PREVENTATIVE MAINTENANCE - NH		ALL						\$ 1,000,000								\$ 1,000,000
BILLINGS - NW	8721	CN						\$ 4,946,400								\$ 4,946,400
27th St-1st Ave S to Airport	7910	IC/RW						\$ 976,712								\$ 976,712
AIRPORT RD - ZIMMERMAN TRAIL	8987	CN						\$ 2,227,383								\$ 2,227,383
EXPOSITION DRIVE & 1ST AVE N.	7908	OT/PE						\$ 376,989								\$ 376,989
MDT-URBAN PVMT PRES (UPP)		ALL							\$ 500,000							\$ 500,000
6TH AVE N- 27TH TO 32ND (BLGS)	9003	IC/CN							\$ 692,060							\$ 692,060
DIVISION STREET - BILLINGS	9004	IC/CN							\$ 835,281							\$ 835,281
TRANSPORTATION ALTERNATIVES-VARIOUS LOCATIONS		ALL					\$ 700,000									\$ 700,000
TA BROADWATER AVE PATH-BILLINGS	8701	IC/CN					\$ 499,061									\$ 499,061
BECRAFT LANE SIDEWALK - LOCKWOOD	9158	PE					\$ 120,000									\$ 120,000
1ST AVENUE NORTH - BILLINGS	9022	PE						\$ 1,388,900								\$ 1,388,900
AIRPORT RD & MAIN ST - BLGS	8718	PE						\$ 600,000								\$ 600,000
SAFETY PROJECTS VARIOUS		ALL							\$ 500,000							\$ 500,000
SF 169 RNDABOUT RIMROCK RD & 62ND ST. W	9383	OT							\$ 130,070							\$ 130,070
SF 169 FRNTG RD WISE LN INTX	9384	PE							\$ 15,800							\$ 15,800
SF 169 BLGS AREA SAFETY IMPROV	9420	PE							\$ 21,300							\$ 21,300
SF 169 190 W KING AVE LIGHTING	9421	PE							\$ 44,800							\$ 44,800
SF 169 BLGS DISTRICT SFTY IMPRV	9423	PE							\$ 3,500							\$ 3,500
SF 129 RNDABOUT KING 56TH	8052	CN							\$ 3,066,400							\$ 3,066,400
SF 139 13TH/PARKHILL SIGNAL	8610	CN							\$ 235,488							\$ 235,488
SF 139-CENTRAL & 56TH RNDABOUT	8611	RW/IC							\$ 354,814							\$ 354,814
TRANSIT OPERATING (7/16-6/17)		Operating								\$ 1,751,140		\$ 70,000	\$ 195,000		\$ 2,484,104	\$ 4,500,244
VEHICLE REPLACEMENTS**		Purchase									\$ 160,000				\$ 40,000	\$ 200,000
BUS & BUS FACILITIES CAPITAL (7/16-6/17)		Capital											\$ 420,000	\$ 105,000	\$ 525,000	\$ 525,000
Adjustments			\$ (420,017)													\$ (420,017)
<b>TOTAL</b>			\$ (420,017)	\$ -	\$ 2,243,869	\$ -	\$ 1,319,061	\$ 17,423,976	\$ 6,699,513	\$ 1,751,140	\$ 160,000	\$ 70,000	\$ 195,000	\$ 420,000	\$ 2,629,104	\$ 32,491,646

\*Local Match for Transit and Zimmerman Trail

\*\*Dependent on Funding &amp; Application Approvals by MDT

(Table 07) - HIGHWAY/TRANSIT MULTI-YEAR IMPROVEMENT PROGRAM FISCAL YEAR 2018

## BILLINGS, MONTANA

PROJECT DESCRIPTION	UPN	PHASING	STP URBAN (STPU)	CMAQ LOCAL	MT. AIR CONGESTION INITIATIVE (MACI)	EARMARKS (MT, NCPD, DEMO)	TRANSPORTATION ALTERNATIVES PROGRAM (TA)**	NATIONAL HWY SYSTEM (NHS) INTERSTATE MAINTENANCE (IM) NATIONAL HWY FREIGHT (NHFP)	HSIP UPP RRP BRIDGE STPX	TRANSIT SEC 5307	TRANSIT SEC 5310**	TRANSADE	TRANSIT SEC 5339**	OTHER FUNDS*	TOTAL
Estimated carryover balance			\$ 14,934,830	\$ 3,569,974		\$ 4,330,809									
Estimated allocation			\$ 2,489,770	\$ 1,539,717	\$ -	\$ -	\$ 700,000	\$ 11,186,690	\$ 7,199,875	\$ 1,760,812	\$ 160,000	\$ 70,000	\$ 420,000	\$ 2,629,104	
Estimated beginning balance			\$ 17,424,600	\$ 5,109,691	\$ -	\$ 4,330,809	\$ 700,000				\$ 160,000				
ZIMMERMAN TRAIL***	6040	CN				\$ 4,958,454									\$ 4,958,454
MT3-ZIMMERMAN TR INTRSCCT IMPRV	8888	CN						\$ 1,503,080	\$ 1,928,411						\$ 3,431,491
ADA COMPLIANCE		ALL			\$ 500,000										\$ 500,000
TRAFFIC MITIGATION		ALL			\$ 250,000										\$ 250,000
MDT-PREVENTATIVE MAINTENANCE - IM		ALL						\$ 1,500,000							\$ 1,500,000
W BLGS INTCH - PINEHILLS INTCH	9199	CN						\$ 7,054,400							\$ 7,054,400
MDT-PREVENTATIVE MAINTENANCE - NH		ALL						\$ 1,000,000							\$ 1,000,000
MDT-URBAN PVMT PRES (UPP)		ALL							\$ 500,000						\$ 500,000
KING AVE E - BILLINGS	9505	PE							\$ 26,000						\$ 26,000
SOUTH FRONTAGE ROAD - BILLINGS	9501	PE							\$ 65,000						\$ 65,000
GRAND - 24TH TO ZIMMERMAN (BLGS)	9509	PE							\$ 77,850						\$ 77,850
HARDIN ROAD - BILLINGS	9506	PE							\$ 26,000						\$ 26,000
SHILOH ROAD - BILLINGS	9502	PE							\$ 45,500						\$ 45,500
BLUE CREEK ROAD - BILLINGS	9503	PE							\$ 77,900						\$ 77,900
BILLINGS BLVD - BILLINGS	9504	PE							\$ 26,000						\$ 26,000
TRANSPORTATION ALTERNATIVES-VARIOUS LOCATIONS		ALL					\$ 700,000								\$ 700,000
1ST AVENUE NORTH - BILLINGS	9022	RW/IC						\$ 129,210							\$ 129,210
SAFETY PROJECTS VARIOUS		ALL							\$ 1,000,000						\$ 1,000,000
SF 169 RNDABOUT RIMROCK RD & 62ND ST. W	9383	OT							\$ 130,070						\$ 130,070
SF 139-CENTRAL & 56TH RNDABOUT	8611	CN							\$ 2,159,737						\$ 2,159,737
SF 149 - KING INTCH SFTY IMPRV	8941	CN							\$ 10,707						\$ 10,707
SF 129 BILLINGS HORIZONTAL CURVE SIGNAGE(only portion in	7990	CN							\$ 1,126,700						\$ 1,126,700
TRANSIT OPERATING (7/17-6/18)		Operating								\$ 1,760,812		\$ 70,000		\$ 2,484,104	\$ 4,314,916
VEHICLE REPLACEMENTS**		Purchase									\$ 160,000			\$ 40,000	\$ 200,000
BUS & BUS FACILITIES CAPITAL (7/17-6/18)		Capital											\$ 420,000	\$ 105,000	\$ 525,000
<b>TOTAL</b>			\$ -	\$ -	\$ 750,000	\$ 4,958,454	\$ 700,000	\$ 11,186,690	\$ 7,199,875	\$ 1,760,812	\$ 160,000	\$ 70,000	\$ 420,000	\$ 2,629,104	\$ 29,834,935

\*Local Match

\*\*Dependent on Funding &amp; Application Approvals by MDT

\*\*\*CN costs includes local match

(Table 08 - HIGHWAY/TRANSIT MULTI-YEAR IMPROVEMENT PROGRAM FISCAL YEAR 2019)

## BILLINGS, MONTANA

PROJECT DESCRIPTION	UPN	PHASING	STP URBAN (STPU)	CMAQ LOCAL	MT. AIR CONGESTION INITIATIVE (MACI)	EARMARKS (MT, NCPD, DEMO)	TRANSPORTATION ALTERNATIVES PROGRAM (TA)**	NATIONAL HWY SYSTEM (NHS) INTERSTATE MAINTENANCE (IM) NATIONAL HWY FREIGHT (NHFP)	HSIP UPP BRIDGE STPX	TRANSIT SEC 5307	TRANSIT SEC 5310**	TRANSADADE	TRANSIT SEC 5339**	OTHER FUNDS*	TOTAL
Estimated carryover balance			\$ 17,424,600	\$ 5,109,691		\$ (627,645)									
Estimated allocation			\$ 2,489,770	\$ 1,539,717	\$ -	\$ -	\$ 700,000	\$ 11,152,893	\$ 9,565,516	\$ 1,796,028	\$ 160,000	\$ 70,000	\$ 420,000	\$ 2,629,104	
Estimated beginning balance			\$ 19,914,370	\$ 6,649,408	\$ -	\$ (627,645)	\$ 700,000				\$ 160,000				
BILLINGS BYPASS (Five Mile Road)	4199	CN	\$ 4,469,283												\$ 4,469,283
ADA COMPLIANCE		ALL			\$ 500,000										\$ 500,000
TRAFFIC MITIGATION		ALL			\$ 250,000										\$ 250,000
UNDERPASS AVE IMPROVEMENTS	8669	RW/IC			\$ 103,170										\$ 103,170
MDT-PREVENTATIVE MAINTENANCE - IM		ALL						\$ 1,500,000							\$ 1,500,000
MDT-PREVENTATIVE MAINTENANCE - NH		ALL						\$ 1,000,000							\$ 1,000,000
27th St-1st Ave S to Airport	7910	CN			\$ 4,503,600			\$ 7,661,595							\$ 12,165,195
MDT-URBAN PVMT PRES (UPP)		ALL							\$ 500,000						\$ 500,000
KING AVE E - BILLINGS	9505	CN							\$ 71,342						\$ 71,342
SOUTH FRONTAGE ROAD - BILLINGS	9501	CN							\$ 602,819						\$ 602,819
SHILOH ROAD - BILLINGS	9502	CN							\$ 134,200						\$ 134,200
BLUE CREEK ROAD - BILLINGS	9503	CN							\$ 803,000						\$ 803,000
BILLINGS BLVD - BILLINGS	9504	CN							\$ 28,600						\$ 28,600
HARDIN ROAD - BILLINGS	9506	CN							\$ 214,500						\$ 214,500
TRANSPORTATION ALTERNATIVES-VARIOUS LOCATIONS		ALL					\$ 700,000								\$ 700,000
BECAFT LANE SIDEWALK - LOCKWOOD	9158	CN					\$ 601,500								\$ 601,500
I-90 YELLOWSTONE R-BILLINGS	7972	RW/IC						\$ 765,610							\$ 765,610
AIRPORT RD & MAIN ST - BLGS	8718	RW/IC						\$ 225,688							\$ 225,688
2012 SCOUR MITIGATION	7960	CN							\$ 520,000						\$ 520,000
SAFETY PROJECTS VARIOUS		ALL							\$ 1,000,000						\$ 1,000,000
SF 129 RNDABOUT KING 56TH	8052	CN							\$ 3,066,400						\$ 3,066,400
SF 139-CENTRAL & 56TH RNDABOUT	8611	CN							\$ 2,159,737						\$ 2,159,737
SF-149 HILLCREST RIGHT TURN LN.	8904	CN							\$ 300,975						\$ 300,975
SF 169 FRNTG RD WISE LN INTX	9384	CN							\$ 82,000						\$ 82,000
SF 169 BLGS AREA SAFETY IMPRV	9420	CN							\$ 73,143						\$ 73,143
SF 169 BLGS DISTRICT SFTY IMPRV	9423	CN							\$ 8,800						\$ 8,800
TRANSIT OPERATING (7/18-6/19)		Operating								\$ 1,796,028		\$ 70,000		\$ 2,484,104	\$ 4,350,132
VEHICLE REPLACEMENTS**		Purchase									\$ 160,000			\$ 40,000	\$ 200,000
BUS & BUS FACILITIES CAPITAL (7/18-6/19)		Capital											\$ 420,000	\$ 105,000	\$ 525,000
<b>TOTAL</b>			\$ 4,469,283	\$ -	\$ 5,356,770	\$ -	\$ 1,301,500	\$ 11,152,893	\$ 9,565,516	\$ 1,796,028	\$ 160,000	\$ 70,000	\$ 420,000	\$ 2,629,104	\$ 36,921,094

\*Local Match for Transit \*\*Dependent on Funding &amp; Application Approvals by MDT

(Table 09) - HIGHWAY/TRANSIT MULTI-YEAR IMPROVEMENT PROGRAM FISCAL YEAR 2020

## BILLINGS, MONTANA

PROJECT DESCRIPTION	UPN	PHASING	STP URBAN (STPU)	CMAQ LOCAL	MT. AIR CONGESTION INITIATIVE (MACI)	EARMARKS (MT, NCPD, DEMO)	TRANSPORTATION ALTERNATIVES PROGRAM (TA)**	NATIONAL HWY SYSTEM (NHS) INTERSTATE MAINTENANCE (IM) NATIONAL HWY FREIGHT (NHFP)	HSIP UPP RRP BRIDGE STPX	TRANSIT SEC 5307	TRANSIT SEC 5310**	TRANSADA	TRANSIT SEC 5339**	OTHER FUNDS*	TOTAL
Estimated carryover balance			\$ 15,445,087	\$ 5,109,691		\$ (627,645)									
Estimated allocation			\$ 2,489,770	\$ 1,539,717	\$ -	\$ -	\$ 700,000	\$ 39,234,085	\$ 7,318,664	\$ 1,831,948	\$ 160,000	\$ 70,000	\$ 420,000	\$ 2,629,104	
Estimated beginning balance			\$ 17,934,857	\$ 6,649,408	\$ -	\$ (627,645)	\$ 700,000				\$ 160,000				
<b>BILLINGS BYPASS (Yellowstone River)</b>	4199	CN	\$ 11,364,209	\$ 5,000,000				\$ 31,378,100	\$ 5,000,000						\$ 52,742,309
ADA COMPLIANCE		ALL			\$ 500,000										\$ 500,000
TRAFFIC MITIGATION		ALL			\$ 250,000										\$ 250,000
MDT-PREVENTATIVE MAINTENANCE - IM		ALL						\$ 1,500,000							\$ 1,500,000
MDT-PREVENTATIVE MAINTENANCE - NH		ALL						\$ 1,000,000							\$ 1,000,000
<b>MAIN ST - BILLINGS</b>	8717	CN						\$ 5,355,985							\$ 5,355,985
MDT-URBAN PVMT PRES (UPP)		ALL							\$ 500,000						\$ 500,000
TRANSPORTATION ALTERNATIVES-VARIOUS LOCATIONS		ALL					\$ 700,000								\$ 700,000
SAFETY PROJECTS VARIOUS		ALL							\$ 1,000,000						\$ 1,000,000
<b>SF 169 I90 W KING AVE LIGHTING</b>	9421	CN							\$ 298,664						\$ 298,664
2012 SCOUR MITIGATION	7960	CN							\$ 520,000						\$ 520,000
TRANSIT OPERATING (7/19-6/20)		Operating								\$ 1,831,948		\$ 70,000		\$ 2,484,104	\$ 4,386,052
VEHICLE REPLACEMENTS**		Purchase									\$ 160,000			\$ 40,000	\$ 200,000
BUS & BUS FACILITIES CAPITAL (7/19-6/20)		Capital											\$ 420,000	\$ 105,000	\$ 525,000
<b>TOTAL</b>			\$ 11,364,209	\$ 5,000,000	\$ 750,000	\$ -	\$ 700,000	\$ 39,234,085	\$ 7,318,664	\$ 1,831,948	\$ 160,000	\$ 70,000	\$ 420,000	\$ 2,629,104	\$ 69,478,010

\*Local Match for Transit \*\*Dependent on Funding &amp; Application Approvals by MDT

(Table 10) - HIGHWAY/TRANSIT MULTI-YEAR IMPROVEMENT PROGRAM FISCAL YEAR 2021

## BILLINGS, MONTANA

PROJECT DESCRIPTION	UPN	PHASING	STP URBAN (STPU)	CMAQ LOCAL	MT. AIR CONGESTION INITIATIVE (MACI)	EARMARKS (MT, NCPD, DEMO)	TRANSPORTATION ALTERNATIVES PROGRAM (TA)**	NATIONAL HWY SYSTEM (NHS) INTERSTATE MAINTENANCE (IM) NATIONAL HWY FREIGHT (NHFP)	HSIP UPP RRP BRIDGE STPX	TRANSIT SEC 5307	TRANSIT SEC 5310**	TRANSADE	TRANSIT SEC 5339**	OTHER FUNDS*	TOTAL
Estimated carryover balance			\$ 6,570,648	\$ 5,109,691		\$ (627,645)									
Estimated allocation			\$ 2,489,770	\$ 1,539,717	\$ -	\$ -	\$ 700,000	\$ 81,388,104	\$ 30,172,800	\$ 1,868,586	\$ 160,000	\$ 70,000	\$ 420,000	\$ 2,629,104	
Estimated beginning balance			\$ 9,060,418	\$ 6,649,408	\$ -	\$ (627,645)	\$ 700,000				\$ 160,000				
<b>BILLINGS BYPASS (Five Mile Rd to US 87)</b>	4199	CN	\$ 3,796,681	\$ 1,500,000				\$ 9,733,319							\$ 15,030,000
ADA COMPLIANCE		ALL			\$ 500,000										\$ 500,000
TRAFFIC MITIGATION		ALL			\$ 250,000										\$ 250,000
<b>UNDERPASS AVE IMPROVEMENTS</b>	8669	CN			\$ 771,000			\$ 6,100,000							\$ 6,871,000
MDT-PREVENTATIVE MAINTENANCE - IM		ALL						\$ 1,500,000							\$ 1,500,000
<b>MOSSMAIN INTCH - WEST BLGS INTCH</b>	9198	CN						\$ 11,570,000							#REF!
I-90 YELLOWSTONE R - BILLINGS	7972	CN						\$ 27,505,000	\$ 27,400,000						\$ 54,905,000
MDT-PREVENTATIVE MAINTENANCE - NH		ALL						\$ 1,000,000							\$ 1,000,000
<b>EXPOSITION DR &amp; 1st AVE</b>	7908	CN						\$ 1,257,185							\$ 1,257,185
<b>1ST AVENUE NORTH - BILLINGS</b>	9022	CN						\$ 13,010,100							\$ 13,010,100
MDT-URBAN PVMT PRES (UPP)		ALL							\$ 500,000						\$ 500,000
<b>GRAND - 24TH TO ZIMMERMAN (BLGS)</b>	9509	CN							\$ 1,272,800						\$ 1,272,800
TRANSPORTATION ALTERNATIVES-VARIOUS LOCATIONS		ALL					\$ 700,000								\$ 700,000
AIRPORT RD & MAIN ST - BLGS	8718	CN						\$ 9,712,500							\$ 9,712,500
SAFETY PROJECTS VARIOUS		ALL							\$ 1,000,000						\$ 1,000,000
TRANSIT OPERATING (7/20-6/21)		Operating								\$ 1,868,586		\$ 70,000		\$ 2,484,104	\$ 4,422,690
VEHICLE REPLACEMENTS**		Purchase									\$ 160,000			\$ 40,000	\$ 200,000
BUS & BUS FACILITIES CAPITAL (7/20-6/21)		Capital											\$ 420,000	\$ 105,000	\$ 525,000
<b>TOTAL</b>			\$ 3,796,681	\$ 1,500,000	\$ 1,521,000	\$ -	\$ 700,000	\$ 81,388,104	\$ 30,172,800	\$ 1,868,586	\$ 160,000	\$ 70,000	\$ 420,000	\$ 2,629,104	#REF!

\*Local Match for Transit \*\*Dependent on Funding &amp; Application Approvals by MDT

(Table 11) - BIENNIAL ELEMENT OCTOBER 1, 2016 - SEPTEMBER 30, 2018 (HIGHWAY)  
BILLINGS, MONTANA

PROJECT/PHASE	PROJECT NUMBER	PROJECT DESCRIPTION	TOTAL ESTIMATED COST	FEDERAL FUNDS AND SOURCES	NON-FEDERAL FUNDS AND SOURCES	RECIPIENT OF FUNDS	RESPONSIBLE IMPLEMENTING AGENCY
AIRPORT RD - MAIN STREET PE/RW/IC	NH UPN8718	INTERSECTION IMPROVEMENTS	825,688	714,881 FHWA	110,807 STATE MATCH	MDT	MDT
AIRPORT RD - ZIMMERMAN TRAIL CN	NH UPN8987	PAVEMENT PRESERVATION	2,227,383	1,928,468 FHWA	298,915 STATE MATCH	MDT	MDT
ZIMMERMAN TRAIL RW/CN	MT1001() UPN6040	ROADWAY IMPROVEMENTS	5,077,938	4,396,479 FHWA	681,459 STATE MATCH	MDT	MDT
W. BILLINGS INTER. - PINEHILLS INTERCHANGE CN	IM UPN9199	MILL FILL	7,054,400	6,348,960 FHWA	705,440 STATE MATCH	MDT	MDT
BECRAFT LANE SIDEWALK CN	TA UPN9158	BIKE/PED SIDEWALK	601,500	520,779 FHWA	80,721 STATE MATCH	MDT	MDT
SOUTH FRONTAGE ROAD PE	UPP UPN9501	PAVEMENT PRESERVATION	65,000	56,277 FHWA	8,723 STATE MATCH	MDT	MDT
SHILOH ROAD PE	UPP UPN9502	PAVEMENT PRESERVATION	45,500	39,394 FHWA	6,106 STATE MATCH	MDT	MDT
BLUE CREEK ROAD PE	UPP UPN9503	PAVEMENT PRESERVATION	77,900	67,446 FHWA	10,454 STATE MATCH	MDT	MDT
BILLINGS BOULEVARD PE	UPP UPN9504	PAVEMENT PRESERVATION	26,000	22,511 FHWA	3,489 STATE MATCH	MDT	MDT
KING AVE E PE	UPP UPN9505	PAVEMENT PRESERVATION	26,000	22,511 FHWA	3,489 STATE MATCH	MDT	MDT
HARDIN ROAD PE	UPP UPN9506	PAVEMENT PRESERVATION	26,000	22,511 FHWA	3,489 STATE MATCH	MDT	MDT
GRAND - 24TH TO ZIMMERMAN PE	UPP UPN9509	PAVEMENT PRESERVATION	77,850	67,403 FHWA	10,447 STATE MATCH	MDT	MDT
TRANSPORTATION ALTERNATIVES PROJECTS-VARIOU ALL	TA	BIKE/PED TRAILS	700,000	606,060 FHWA	93,940 STATE MATCH	MDT	MDT
TRANSPORTATION ALTERNATIVES PROJECTS-VARIOU ALL	TA	BIKE/PED TRAILS	700,000	606,060 FHWA	93,940 STATE MATCH	MDT	MDT
SAFETY PROJECTS VARIOUS ALL	HSIP	SAFETY	500,000	450,000 FHWA	50,000 STATE MATCH	MDT	MDT
SF 129 RNDABOUT KING 56TH CN	HSIP UPN8052	SAFETY	3,066,400	2,759,760 FHWA	306,640 STATE MATCH	MDT	MDT
SF 139 13TH/PARKHILL SIGNAL CN	HSIP1099() UPN8610	NEW SIGNAL	201,980	181,782 FHWA	20,198 STATE MATCH	MDT	MDT
SF 129 BILLINGS HORIZONTAL CURVE SIGNAGE CN	HSIPSTWD UPN7990	SIGNAGE UPGRADE	1,126,700	1,014,030 FHWA	112,670 STATE MATCH	MDT	MDT
SF 139-CENTRAL & 56TH RNDABOUT RW/IC/CN	HSIP56() UPN8611	INSTALL ROUNDABOUT	2,514,551	2,263,096 FHWA	251,455 STATE MATCH	MDT	MDT
SF 169 ROUNDABOUT RIMROCK & 56TH ALL	HSIP UPN	INSTALL ROUNDABOUT	3,655,843	3,290,259 FHWA	365,584 STATE MATCH	MDT	MDT
SF 149 HILLCREST RIGHT TURN LN CN	HSIP UPN8904	INTERSECTION IMPROVEMENT	300,975	270,878 FHWA	30,098 STATE MATCH	MDT	MDT
SF 169 FRONTAGE ROAD & WISE LANE INTERSECTION PE	HSIP UPN9384	INTERSECTION IMPROVEMENT	15,800	14,220 FHWA	1,580 STATE MATCH	MDT	MDT
SF 169 BILLINGS AREA SAFETY IMPROVEMENTS PE	HSIP UPN9420	SIGNAGE	21,300	19,170 FHWA	2,130 STATE MATCH	MDT	MDT
SF 169 BILLINGS DISTRICT SAFETY IMPROVEMENTS PE	HSIP UPN9423	DELINEATION	3,500	3,150 FHWA	350 STATE MATCH	MDT	MDT
SF-149 KING INTCH SFTY IMPRV CN	HSIP UPN8941	REFLECTIVE BACKING	10,707	9,636 FHWA	1,071 STATE MATCH	MDT	MDT
Not all Earmarks require 13.42% match							

TRANSPORTATION IMPROVEMENT PROGRAM (TIP) FY 2012-2016

(Table 11-1) - BIENNIAL ELEMENT JULY 1, 2017-JUNE 30, 2019 (TRANSIT)

BILLINGS MONTANA					
PROJECT/FUNDING SOURCE	TOTAL EST COST	FEDERAL FUNDS AND SOURCES	NON-FEDERAL FUNDS AND SOURCES	RECIPIENT OF FUNDS	RESPONSIBLE IMPLEMENTING AGENCY
<b>FTA SECTION 5307</b>					
OPERATING PROJECT (7-1-16 TO 6-30-17)	4,235,244	1,751,140	2,484,104	CITY	CITY
OPERATING PROJECT (7-1-17 TO 6-30-18)	4,244,916	1,760,812	2,484,104	CITY	CITY
<b>FTA SECTION 5310*</b>					
REPLACEMENT VEHICLES(2017)	200,000	160,000	40,000	STATE	VARIOUS LOCAL
REPLACEMENT VEHICLES (2018)	200,000	160,000	40,000	STATE	VARIOUS LOCAL
<b>FTA SECTION 5311* #Funds transferred to 5307</b>					
OPERATING PROJECT (2017)	390,000	195,000	-	CITY	CITY
OPERATING PROJECT (2018)	-	-	-	CITY	CITY
<b>FTA SECTION 5339</b>					
CAPITAL/VEHICLES (2017)	525,000	420,000	105,000	CITY	CITY
CAPITAL/VEHICLES (2018)	525,000	420,000	105,000	CITY	CITY
<b>TransADE State Funded</b>					
OPERATING PROJECT (2017)			70,000	CITY	CITY
OPERATING PROJECT (2018)			70,000	CITY	CITY