

TRANSPORTATION ADVISORY COMMITTEE AGENDA



December 6, 2018 MEETING TIME: 10:30 a.m.

The Miller Building 1st Floor Conference Room
2825 3rd Avenue North
Billings, Montana 59101

1. Call to Order: Scott Walker, Transportation Coordinator

2. **PUBLIC COMMENT PERIOD** – As required (minute maximum per person.) *Any member of the public may be heard on any subject that is not on the agenda. The Transportation Advisory Committee will not take any action on these items at this time, but could choose to add an item to the next meeting’s agenda for discussion.*
 - a. **Comments on items not on the agenda and requests to add items to future agendas.**

 - b. **Comments on items on the non-public agenda items.**

3. **Motion. Approval of the minutes of: October 4, 2018**

4. New Business
 - a. **Motion/Recommendation to the Governing Bodies. 2017-2021 Transportation Improvement Plan, (TIP), Amendment 2.** Scott Walker, Transportation Coordinator, presenting.

5. Other Business
 - a. **Staff Update/Discussion.** Project Overview. Scott Walker, Transportation Coordinator and TAC

6. Future Agenda Items

7. Adjournment

Transportation Advisory Committee (TAC)

3.

Meeting Date: 12/06/2018

Subject

Motion. Approval of the minutes of: October 4, 2018

Attachments

Minutes_TAC_2018_10_04_DRAFT



Billings Technical Advisory Committee Draft Meeting Minutes—OCTOBER 4, 2018

1. Call the meeting to order: Scott Walker called the meeting to order at 10:30 a.m. in the Miller Building first floor conference room, 2825 3rd Avenue North, Billings, Montana.

Members Present:

Scott Walker, Transportation Planning Coordinator; Monica Plecker, Planning Division Manager; Erin Claunch, City Traffic Engineer, Tim Miller, Director, YC Public Works Dept.; Debra Hagel, Transit Planner, MET; Mike Black, YC Public Works Department; Kurtis Schnieber, MDT

Others Present: Lora Mattox, Transportation Planner; Elyse Monat, Bike and Pedestrian Planner; Ryan Hammon, Federal Highway Administration; Rusty Logan, MET Transit; Kurtis Schnieber, MDT,

Conference Call: Katy Potts, MDT Planning

2. Public Comment: Scott Walker opened the public comment portion of the meeting and asked if there was anyone wishing to make a comment at this time. There was no public comment. Scott acknowledged he received an e-mail request from the City Public Works Director regarding scheduling. TAC meetings are held on the 3rd Thursday of the month as needed. The schedule is largely dependent on the governing bodies, MDT and FWHA. Staff will try to give at least a week's notice prior to a meeting, especially in the case of a schedule deviation.

3. Minutes of July 19, 2018

Motion

Tim Miller made a motion and it was seconded by Debra Hagel to approve the minutes of July 19, 2018 as submitted. The motion carried with a unanimous voice vote.

4. Old Business: There was no Old Business.

4. New Business:

4a Presentation. Motion/Recommendation. 2018 Long Range Transportation Plan. Andy Daleiden, Kittelson & Associates, presenting.

Scott Walker opened the agenda item and introduced consultant Andy Daleiden, Kittelson & Associates. He commented this update has been in process for about a year and nearing the end of the review timeline. He thanked TAC members and the steering committee for their efforts on this project.

Consultant Andy Daleiden, Kittelson & Associates opened this agenda item with a presentation.

What is a long range transportation plan, (LRTP): The plan outlines the long range vision for the transportation system and identifies transportation improvements for a 20-year period, (2040).

**Billings Technical Advisory Committee
Meeting Minutes—October 4, 2018**



Why-federally required to update it? Metropolitan areas with populations over 50,000 are federally required to update their LRTP every 4 years. Updating helps Billings define its vision for the planning effort for future projects. Identifies financial aspects and potential revenue stream for projects.

Who is Involved? Includes Federal Highway Administration; MDT; MPO- City of Billings and Yellowstone County, MET, Lockwood, Resource Agencies and the Public, Consultant DOWL, Consultant Kittelson & Associates

LRTP Timeline: Spring 2018-Identify transportation needs and opportunities; Summer 2018 Public Involvement. Collect feedback on proposed projects and prioritization. Fall 2018 Plan Adoption October 2018. (PCC-October 30)

Draft Plan: available at <http://www.billingslrtp.com>

- ▶ Plan adoption schedule
 - ▶ TAC Meeting - October 4th (completed)
 - ▶ Yellowstone County BOCC - October 9th (completed)
 - ▶ Yellowstone County Board of Planning - October 10th (completed)
 - ▶ **Billings City Council - October 15th (tonight)**
 - ▶ Yellowstone County BOCC - October 16th
 - ▶ Billings City Council - October 22nd
 - ▶ Yellowstone County Board of Planning - October 23rd
 - ▶ Policy Coordinating Committee - October 30th

Elements: 14 Chapters. Introduction, Public & Interagency Involvement; Goals, Objectives, Performance Measure, Targets; Existing and Future land use, Description of Multimodal Transportation System; Safety and Security; Project Programming and conformity.

Public and Interagency Involvement: website: www.billingslrtp.com; Steering Committee; Resource agencies; Youth engagement; Open houses and online survey, Media coordination and social media, E-mail updates

Study area: Urban area, Lockwood, elements of Yellowstone County

LRTP Goals: Safety; Functional Integrity and Efficiency; Prioritized Improvements; Environment; Public Transit; Economic Vitality

Land Use-Population Growth (2-17-2040): West end growth anticipated

Land Use-Employment Growth, (2017-2040). Identified growth in Lockwood, largely due to the TEDD

Functional Classification Map for MPO-similar to 2014 LRTP with a few refinements

**Billings Technical Advisory Committee
Meeting Minutes—October 4, 2018**

Draft Project List-Types/Categories

→**Committed Projects**-Transportation Improvement Program, (TIP); Capital Improvement Plan, (CIP); Years 2018-2028. Fiscal Constraint of LRTP

→**Recommended Projects:** not programmed; Upcoming projects for the TIP and CIP. Years 2029-2040. Fiscal Constraint of LRTP

→**Illustrative Projects:** Visionary; Not expected to occur within 2040 horizon
33 roadway; 30 intersection. (Programmed) Includes several annual programs, \$343 million.

Draft Project List—Roadway and Intersection Projects

120 Total Projects Identified: 58 Roadway, 62 Intersection projects. Committed Projects:
33 Roadway; 30 Intersection; Includes several annual programs (\$343 million)

Draft Project List/Congestion Management Projects: 28 total projects. Committed projects:
8 Congestion Management (\$13 million)

Draft Project List/Pedestrian Bicycle, &* Multi-use Trail Projects: Pedestrian: 49 total projects; Bicycle Lane Projects: 54 total projects; Bicycle Boulevard Projects: 65 total projects

Draft Project List/Multi-Use Trail Projects: 272 Total Projects: 49-Pedestrian, 54-Bicycle Lane; 65 Bicycle Boulevard, 108 Multi-use trail.

→**Committed Projects:** 8 Pedestrian, 2 Bike Lane, 9 Multi-use trail (\$19 million)

Draft Projects and Strategies-Other Modes: Transit, Truck, Rail

Revenue & Project Cost Analysis-Fiscal Constraint. Estimated Revenue-\$900 M; Estimated C+R Projects-\$800M. Difference: \$100M Remaining

Discussion

Scott Walker called for question or discussion. He said extensive comments were received from the Engineering Division, Bike and Pedestrian committees, and the Planning Division. This is a draft document and there is opportunity for tweaks in the next ten days. The BOCC will forward a recommendation on October 16, and City Council will forward a recommendation on October 22. Katie Potts, MDT, stated she feels everything is good and she will forward the comments to Scott Walker. Kurtis Schnieber, MDT, said the review of the TCP is upcoming within the next three weeks; and the order and timeline for projects may shift.

Motion

Debra Hagel made a motion and Tim Miller seconded the motion to forward a recommendation of approval of the 2018 Transportation Plan Updated as presented by staff. The motion carried with a unanimous voice vote.

4b. Presentation/Discussion. MET Transit Asset Management Plan, Debra Hagel, MET Transit, Rusty Logan, MET Transit, presenting.

Rusty Logan, MET Transit said the Federal Transit Administration established the Transit Asset Management regulation (49 CFR part 625) instructing transit agencies to establish and self-certify completed Transit Asset Management Plans, (TAM) by October 1, 2018. The TAM monitors and manages capital assets to enhance safety, reduce maintenance costs, increase reliability and improve performance. Mr. Logan gave an overview of the points below:

MET Transit Roles and Accountability: Kevin Ploehn, Director Aviation & Transit; Rusty Logan, Operations Supervision; Dan Montoya; Operations Supervisor-Fleet Maintenance; Kathy Barr, Paratransit Coordinator; Lynne Arnold, Admin III; Debra Hagel, Transit Planning Coordinator

Capital Asset Inventory-listing of Asset Category, Total Number, Average Age, Average Mileage, and Average Value

Capital Asset Conditions: Revenue Vehicles; Equipment; Facilities

MET Transit TAM-Targets: Performance Measures for Revenue Vehicles; Equipment; Facilities

MET Transit-TAM Target Methodology: planning purchase of 6 remanufactured 35-ft buses in the immediate future. Met also plans to regularly purchase buses in the upcoming years to replace the remaining outdated vehicles, bring the portion of the fleet which exceeds usable life below a 30% target.

In response to question by Scott Walker, Rusty Logan explained the significant savings that can come from use of remanufactured busses.

MET Transit-TAM Goals: Decrease unplanned maintenance expenses for FY19; Decrease service delays and interruptions for FY19; Increase ridership for FY19; Increase fare and bus advertising revenue for FY19

Scott Walker noted the MET Transit App. Rusty Logan explained this is a live bus tracking application that will become available to the public Monday. Debra Hagel said this will allow live announcements to be transmitted via cell phone service.

**Billings Technical Advisory Committee
Meeting Minutes—October 4, 2018**



MET Transit Fleet Maintenance: TAM serves as a general overview and replacement strategy

MET Transit Capital Project Prioritization: Billings CIP; ERP; TAM is another tool for determination and identification of potential capital projects for vehicles and facilities.

Discussion

Scott Walker called for questions and discussion from the committee members. There was none. Scott thanked Rusty for the presentation who said this will be a developing requirement as a part of the triangular FTA review process.

Other Business:

- **Adjournment: 11:30 a.m.**

DRAFT. TO BE APPROVED BY A MOTION AT THE NEXT SCHEDULED MEETING.

Transportation Advisory Committee (TAC)

4. a.

Meeting Date: 12/06/2018

Subject

Motion/Recommendation to the Governing Bodies. 2017-2021 Transportation Improvement Plan, (TIP), Amendment 2. Scott Walker, Transportation Coordinator, presenting.

Attachments

2017-2021 TIP_Amd2_DRAFT.dot

BILLINGS URBAN AREA

TRANSPORTATION IMPROVEMENT PROGRAM (TIP)



FY 2017-2021
Amendment 2-January 15, 2019

DRAFT

****This document is funded in part through grants from the Federal Highway Administration and Federal Transit Administration, U.S. Department of Transportation. The contents of this document do not necessarily reflect the official views or policy of the U.S. Department of Transportation.**

Prepared by:

Yellowstone County Board of Planning
 Billings Metropolitan Planning Organization

In Cooperation with:

City of Billings
 Yellowstone County
 Yellowstone County Board of Planning
 Montana Department of Transportation
 Federal Highway Administration
 Federal Transit Administration

	FY 2017-2021	FY 2017-2021	FY 2017-2021
		Amd 1	Amd 2
Reviewed By:	Approval	Approval	
Technical Advisory Committee	03/02/2017	12/14/2017	12/06/2018
Yellowstone County Board of Planning	03/28/2017	01/23/2018	01/08/2018
Billings City Council	04/10/2017	02/12/2018	12/10/18
Yellowstone County Commissioners	03/21/2017	02/05/2018	TBD
Approved By:			
Billings Policy Coordinating Committee	04/25/2017	02/20/2018	01/15/2019
Montana Department of Transportation	05/26/2017	04/06/2018	TBD
Federal Highway Administration	05/18/2017	04/06/2018	TBD
Federal Transit Administration	05/18/2017	04/06/2018	TBD

TABLE OF CONTENTS

SIGNATURE PAGE 1

INTRODUCTION 2

FEDERAL REGULATIONS 2

FINANCIAL RESOURCES 3

AIR QUALITY CONSISTENCY 3

CONFORMITY OF THE BILLINGS AREA TRANSPORTATION IMPROVEMENT PROGRAM
WITH THE 1990 CLEAN AIR ACT 4

TIP CONFORMITY 5

ENERGY CONSERVATION CONSIDERATIONS 5

PROGRAMMING OF NON-URBAN SYSTEM, FEDERAL AID AND STATE FUNDING 6

PRIVATE ENTERPRISE PARTICIPATION 12

LIST OF TABLES

TABLE 1: REGIONALLY SIGNIFICANT PROJECTS 5

TABLE 2: TRANSPORTATION REVENUE ESTIMATES (2017-2021)..... 7

TABLES 3A-3D: TRANSPORTATION PRIORITY LIST 8-11

TABLE 4: TRANSPORTATION PROJECT PRIORITY LIST FTA SECTIONS 5307, 5310, 5311, 5339, TRANSADDE
..... 14

TABLE 5: MULTI-YEAR STAGING PROGRAM CALENDAR YEARS 2017-2021 15

TABLE 6: HIGHWAY/TRANSIT MULTI-YEAR IMPROVEMENT PROGRAM FY 2017 16

TABLE 7: HIGHWAY/TRANSIT MULTI-YEAR IMPROVEMENT PROGRAM FY 2018 17

TABLE 8: HIGHWAY/TRANSIT MULTI-YEAR IMPROVEMENT PROGRAM FY 2019 18

TABLE 9: HIGHWAY/TRANSIT MULTI-YEAR IMPROVEMENT PROGRAM FY 2020.....19

TABLE 10: HIGHWAY/TRANSIT MULTI-YEAR IMPROVEMENT PROGRAM FY 2021.....20

TABLE 11: BIENNIAL ELEMENT OCTOBER 1, 2017-SEPTEMBER 30, 2019 (HIGHWAY)21

TABLE 11-1: BIENNIAL ELEMENT JULY 1, 2017-JUNE 30 2019 (TRANSIT).....22

**METROPOLITAN TRANSPORTATION PLANNING PROCESS
SELF-CERTIFICATION**

The Billings Metropolitan Planning Organization for the Billings, Montana, urbanized area hereby certifies that the transportation planning process is addressing the major issues in the metropolitan planning area and is being conducted in accordance with all applicable requirements of:

- I. 49 U.S.C. Section 5303 and 23 U.S.C. 134 and CFR 450.334;
- II. Title VI of the Civil Rights Act of 1964, as amended (42 U.S.C 2000d-1) and 49 CFR, Part 21;
- III. Section 1101(b) of the SAFETEA-LU (Pub. L. 109-59) regarding the involvement of disadvantaged business enterprises in the FHWA and the FTA funded projects (49 CFR part 26);
- IV. The provision of the Americans With Disabilities Act of 1990 (42U.S.C. 12101 *et seq.*) and the U. S. DOT implementing regulation (49 CFR Parts 27, 37 and 38);
- V. The provisions of 49 CFR part 20 regarding restrictions on influencing certain activities; and
- VI. Sections 174 and 176(c) and (d) of the Clean Air Act as amended (42 U.S.C. 7504, 7506(c) and (d)), 40 CFR, part 93.
- VII. 49 U.S.C. 5332, prohibiting discrimination on the basis of race, color, creed, national origin, sex or age in employment or business opportunity.
- VIII. 23 CFR, part 230, regarding the implementation of an equal employment opportunity on Federal & Federal-aid highway construction contracts.
- IX. The Older Americans Act as amended (42 U.S.C. 6101), prohibiting discrimination on the basis of age in program or projects receiving Federal financial assistance.
- X. Section 324 of title 23 U.S.C. regarding the prohibition of discrimination based on gender.
- XI. Section 504 of the Rehabilitation Act of 1973 (29 U.S.C. 794) and 49 CFR, part 27 regarding discrimination against individuals with disabilities.

Billings Montana Metropolitan Organization

Signature/Date: _____

Darryl Tunncliff, President, Yellowstone County Board of Planning

INTRODUCTION

PREFACE

The Yellowstone County Board of Planning (YCBP) is the metropolitan planning organization (MPO) for the Billings metropolitan planning area. The Transportation Improvement Program (TIP) is the funding mechanism for transportation projects requesting federal dollars in the Billings urbanized area. All MPO's are required by the current Federal Highway Bill SAFETEA LU to produce a TIP and update it at least every four years. SAFETEA LU was signed into law by President Bush in 2005, and extended by President Obama through June 2012. The act and extensions authorized highway, highway safety, transit, and other surface transportation programs.

On July 6, 2012 Moving Ahead for Progress in the 21st Century (MAP-21) was signed into law. The law provides federal program funding through the end of Federal Fiscal Year 2014 and brings program structure changes that will be fully addressed in future long range transportation plans and TIPs. The Fixing America's Surface Transportation Act (FAST Act) was signed into law on December 4, 2015, and authorizes federal transportation funding for federal fiscal years 2016 through 2020. This document contains a list of all surface transportation projects requesting the use of federal funds. Local jurisdictions working through the Billings MPO's Policy Coordinating Committee (PCC) determine how the area's transportation system is developed and expanded.

PURPOSE OF THE TIP

The TIP is a short-range program of highway and transit projects in the Billings metropolitan planning area and is prepared by YCBP staff in cooperation with state and local agencies. The basic purpose of the TIP is to provide the mechanism for scheduling federal funds for surface transportation projects, indicating regional priorities, and demonstrating a short range transportation vision for the area. A secondary purpose of the TIP is to provide information about other transportation projects in the planning area that are exempt from the TIP approval process such as projects that do not utilize federal funds.

THE TIP PROCESS

The development of the TIP document is the responsibility of the Billings MPO and provides an opportunity for local officials to determine priorities and spending for federal highway and transit funds. Any transportation project located in the Billings metropolitan planning area must be included in the TIP prior to receiving federal funds. TIP projects must be included in the area's 20-year Transportation Plan, and are proposed for the TIP by local elected officials, transit operating officials, or state highway agencies. The TIP is reviewed and endorsed annually by the Billings MPO's PCC and may be modified through the TIP amendment process. The PCC includes a Billings City Council representative, the Chair of the Yellowstone County Commission, the President of the Yellowstone County Board of Planning and the District Administrator of the Montana Department of Transportation. After PCC endorsement, the TIP is submitted to the Montana Department of Transportation (MDT) and to the Federal Highway Administration and Federal Transit Administration for federal review of the document and approval of conformity and fiscal constraint determination.

FEDERAL REGULATIONS

The Transportation Improvement Program (TIP) is a required planning program for federally assisted highway and transit improvements for the Billings metropolitan planning area and the Montana Department of Transportation (MDT) over a five-year period. The principal focus is given to the first two years of the program, the Biennial Element, which contains projects that could be implemented between October 1, 2016 – September 30, 2018 (FFY 2017 & 2018).

The TIP is prepared annually and is in conformance with 23 CFR, Part 450 324-330.

FINANCIAL RESOURCES

A range of federal funding sources is available to the Billings planning area for the purposes of funding transportation system improvements. Following is a list of those sources which, when available to the Billings area, are shown in the Transportation Improvement Program. Project implementation is indicated as expected to occur during the pertinent program year. Billings has had a favorable history of receiving federal earmarks as reflected in the table below.

BILLINGS FEDERAL EARMARK HISTORY –2017 through 2021

Project	Earmark
Billings Bypass	\$22,445,600
Zimmerman Trail	\$ 6,242,553

FUNDING SOURCES

- Surface Transportation Program Urban (STPU)
- Surface Transportation Program Primary (STPP)
- National Highway System (NHS)
- Interstate Maintenance (IM)
- Highway-Railway Crossing Program (RRX)
- Highway Safety Improvement Program (HSIP)
- Bridge Replacement and Rehabilitation Program (HBRRP)
- Urban Pavement Preservation (UPP)
- Transportation Alternatives Program (TAP)
- State Funded Construction (SFC)
- Congestion Mitigation Air Quality (CMAQ)
- Montana Air Congestion Initiative (MACI)
- FTA Section 5339 (Formerly Sec. 3)
- FTA Section 5307 (Formerly Sec. 9)
- FTA Section 5310 (Formerly Sec. 16)
- Congressionally Directed Funds (MT, NCPD, DEMO)

AIR QUALITY CONSISTENCY

Billings was designated as a non-attainment area for both Total Suspended Particulates (TSP) and Carbon Monoxide (CO) on March 3, 1978, (Federal Register, Vol. 44, No. 150, page 45421, August 2, 1979). As such, Billings was required to prepare a Transportation Control Plan (TCP). The TCP identified strategies to mitigate the TSP and CO problems. The TCP is the Billings element of Montana's State Implementation Plan (SIP). The TIP is required to be, and is, consistent with the TCP as discussed in the Billings conformity statement.

In 1987 the standard for TSP was dropped, and a new standard for particulate matter under 10 microns in size (PM - 10) was adopted (7/1/87 at 52 FR 24854). The Environmental Protection Agency (EPA), has also adopted the PM 2.5 standard and Billings is considered to be in compliance with both of these new standards.

CONFORMITY OF THE BILLINGS AREA TRANSPORTATION IMPROVEMENT PROGRAM WITH THE 1990 CLEAN AIR ACT

A portion of the Billings Urbanized Area, (Billings), was designated non-attainment for carbon monoxide (CO) on 3/3/78 (43 FR 8962) with a secondary classification of "unclassified". EPA approved the Billings CO Control Plan on 1/16/86 (51 FR 2397). Billings was then re-designated as "Not Classified" on 11/6/91 (56 FR 56697). The area meets the qualifications of the Clean Air Act (CAA) for classification as an attainment area for ozone.

The Billings "not classified" carbon monoxide (CO) nonattainment area was re-designated by the Environmental Protection Agency (EPA) to attainment for the CO National Ambient Air Quality Standards (NAAQS) with an approved limited maintenance plan effective April 22, 2002. Under a CO limited maintenance plan, the motor vehicle emissions budgeted may be treated as essentially non-constraining for the length of the maintenance period because growth would need to exceed reasonable expectations to create a violation of the NAAQS for transportation-related CO. Therefore conformity demonstration using regional emissions analysis is not required; however, individual projects may still be required to conduct "hot spot" analysis.

As demonstrated in the following sections, the Transportation Improvement Program (TIP) satisfactorily meets the requirements established by the 1990 amendments to the CAA regarding the conformity of TIP's.

- The most recent estimates of CO mobile source emissions have been developed by the Analytical Services Section, Montana Department of Environmental Quality and are based upon development and transportation data provided by the Yellowstone County Board of Planning.
- EPA has approved the second 10-year carbon monoxide (CO) maintenance plan for the Billings area. This second 10-year CO maintenance plan meets the requirements of CAA section 175A(b) and is also a Limited Maintenance Plan (as was the maintenance plan with the original 2002 EPA approval.) The second 10-year CO maintenance plan continues to correctly reflect the Limited Maintenance Plan transportation conformity requirements. The EPA-approved Billings second 10-year CO maintenance plan is available at the Planning office.

TRANSPORTATION CONTROL MEASURES

Specific Transportation Control Measures have not been proposed for Billings recently, however, the SIP completed in 1986 included the widening of Exposition Drive (Main Street) and the signalization at Main Street and First Avenue North. Both of these projects were completed in 1983.

There are no Transportation Control Measures (TCM's) in the State Implementation Plan (SIP) and therefore there are no specific TCM's recommended for implementation in this TIP.

TIP CONFORMITY

As a prerequisite for receiving Federal-aid transportation funds through the TIP, a determination must be made that the proposed transportation projects do not cause or contribute to violations of the carbon monoxide ambient air quality standards. An analysis, which meets the EPA conformity determination regulations specified in 40 CFR Part 51 was performed in conjunction with the development of the Billings Urban Area 2014 Long Range Transportation Plan. The plan was found to conform at the federal level November 10, 2014. The analysis appears in Section 4, pages 4-24 through 4-27 of the Plan document and is titled "Air Quality/Conformity". As the transportation projects in the TIP are contained in the Transportation Plan's analysis, a separate analysis for the TIP is not necessary.

There are no new regionally significant projects in this 2017-2021 Billings Urban Area TIP.

40 CFR part 93, subpart A - §93.126 Highway and Transit projects included in subpart A are exempt from the requirement to determine conformity. Such projects may proceed toward implementation even in the absence of a conforming transportation plan and TIP. A project will not be exempt if the MPO in consultation with other agencies, the EPA, FHWA, or FTA concur that it has potentially adverse emissions impacts for any reason.

REGIONALLY SIGNIFICANT PROJECTS

(Table 1): REGIONALLY SIGNIFICANT PROJECTS

Project	Scope	Comments
Billings Bypass (aka North Bypass)	Location/Environmental	New Construction

ENERGY CONSERVATION CONSIDERATIONS

Energy impact analyses have been conducted as a part of the urban transportation planning process. In addition, increased attention has been given to energy conservation and contingency planning on a project specific basis.

As part of the 2014 update of the Billings Urban Area Transportation Plan, energy conservation was considered in each of the proposed alternative transportation networks.

The City of Billings has a well-developed transit system, and ride-sharing opportunities have been examined. Transit facilities and highway system proposals will continue to be considered in a comprehensive method through the adopted Transportation Planning process.

The detailed energy conservation analysis of specific projects has been conducted for each of the major highway construction projects recommended in the 2009 update of the Billings Urban Area Transportation Plan.

**PROGRAMMING OF NON-URBAN SYSTEM,
FEDERAL AID AND STATE FUNDING**

Proposed projects involving federal-aid funding, other than urban system funding, that are proposed within existing rights-of-way and which are determined to not significantly change traffic patterns, may not be considered to be of appropriate scale to warrant a modification to a currently valid TIP.

When there is knowledge of such projects prior to the annual adoption of the TIP, each project will be included in the program. Generally, projects falling within this category are those which serve to preserve and maintain the integrity of the existing plant or facility such as: overlays to improve or maintain surface conditions; bridge expansion joints and deck repairs necessary to maintain structural and surface sufficiency; slope repair necessary to maintain drainage adequacy; etc. Projects of this nature will be identified by MDT with appropriate justification when requesting program approval of federal highway funds. Local urban area officials will be advised by the Department through the local planning process of the Department's intent to expend federal funds (non-urban system) for such improvements in their area.

(Table 2) -TRANSPORTATION REVENUE ESTIMATES (2017-2021)

BILLINGS, MONTANA																	
YEAR	SURFACE TRANS PROGRAM (STP) (URBAN)*	CMAQ LOCAL	MONTANA AIR CONGESTION INITIATIVE (MACI)*	EARMARKS (MT/NCPD/ DEMO)	TRANSPORTATION ALTERNATIVES (TA)	NATIONAL HWY SYSTEM (NHS) INTERSTATE MAINTENANCE (IM)	STATE HSIP UPP RRP MDT-MACI BH BR STPX	GAS TAX		TRANSIT SEC 5307		TRANSIT SEC 5310	TRANSIT SEC TRANSAD/5311	TRANSIT SEC 5339	OTHER FUNDS (LOCAL)	TOTAL	
CARRYFORWARD	\$ 12,025,043	\$ 2,030,257	\$ -	\$ 4,330,809													\$ 18,386,109
2017								CITY	\$ 1,766,830	OPER.	\$ 1,751,140		\$ 265,000		OPER.	\$ 2,484,104	\$ 6,267,074
	\$ 2,489,770	\$ 1,539,717	\$ 2,243,869		\$ 1,319,061	\$ 18,562,256	\$ 7,599,513	COUNTY	\$ 300,443	CAP		\$ 160,000		\$ 420,000	CAP	\$ 145,000	\$ 34,779,629
2018								CITY	\$ 1,766,830	OPER.	\$ 1,760,812		\$ 70,000		OPER.	\$ 2,484,104	\$ 6,081,746
	\$ 2,489,770	\$ 1,539,717	\$ 976,000		\$ 700,000	\$ 11,807,664	\$ 7,629,875	COUNTY	\$ 300,443	CAP		\$ 160,000		\$ 420,000	CAP	\$ 145,000	\$ 26,168,469
2019								CITY	\$ 1,766,830	OPER.	\$ 1,796,028		\$ 70,000		OPER.	\$ 2,484,104	\$ 6,116,962
	\$ 2,489,770	\$ 1,539,717	\$ 6,512,280		\$ 700,000	\$ 9,612,798	\$ 7,599,513	COUNTY	\$ 300,443	CAP		\$ 160,000		\$ 615,000	CAP	\$ 145,000	\$ 29,674,521
2020								CITY	\$ 1,766,830	OPER.	\$ 1,831,948		\$ 70,000		OPER.	\$ 2,484,104	\$ 6,152,882
	\$ 2,489,770	\$ 1,539,717	\$ 750,000		\$ 700,000	\$ 42,942,140	\$ 7,318,664	COUNTY	\$ 300,443	CAP		\$ 160,000		\$ 615,000	CAP	\$ 145,000	\$ 56,960,734
2021								CITY	\$ 1,766,830	OPER.	\$ 1,868,586		\$ 70,000		OPER.	\$ 2,484,104	\$ 6,189,520
	\$ 2,489,770	\$ 1,539,717	\$ 1,802,000		\$ 700,000	\$ 104,013,104	\$ 20,822,800	COUNTY	\$ 300,443	CAP		\$ 160,000		\$ 615,000	CAP	\$ 145,000	\$ 132,587,834
TOTAL	\$ 24,473,893	\$ 9,728,842	\$ 12,284,149	\$ 4,330,809	\$ 4,119,061	\$ 186,937,962	\$ 50,970,365		\$ 10,336,365		\$ 9,008,514	\$ 800,000	\$ 545,000	\$ 2,685,000		\$ 13,145,520	\$ 329,365,480

Given current funding uncertainties and unknown impacts of future congressional or other Federal actions, Federal funding available may affect the programming of projects.

*Includes Non-Federal Match

TABLE 3(a) -TRANSPORTATION PRIORITY LIST BILLINGS, MONTANA				
PROJECT	TYPE OF WORK	PHASE	ESTIMATED COST	FUNDING SOURCE
SURFACE TRANSPORTATION PROGRAM-URBAN (STPU)				
BILLINGS BYPASS - FIVE MILE ROAD	New Construction	IC CN	\$167,924 \$5,849,271	STPU
BILLINGS BYPASS - YELLOWSTONE RIVER	New Construction	CN	\$11,364,209	STPU
		TOTAL	\$11,364,209	
BILLINGS BYPASS - FIVE MILE RD TO US 87	New Construction	CN	\$3,796,681	STPU
		TOTAL	\$3,796,681	
CONGESTION MITIGATION AIR QUALITY (CMAQ) Local Match				
BILLINGS BYPASS - YELLOWSTONE RIVER	New Construction	CN	\$5,000,000	CMAQ
		TOTAL	\$5,000,000	
BILLINGS BYPASS - FIVE MILE RD TO US 87	New Construction	CN	\$2,500,000	CMAQ
		TOTAL	\$2,500,000	
MONTANA AIR CONGESTION INITIATIVE (MACI) State Match				
27th St-1ST AVE S to AIRPORT	Signal Optimization	CN	\$5,417,300	MACI
		TOTAL	\$5,417,300	
UNDERPASS AVE IMPROVEMENTS	Study Intersection Improvements	OT PE RW IC CN	\$472,172 \$1,167,609 \$51,585 \$51,585 \$771,000	MACI MACI MACI MACI MACI
		TOTAL	\$2,513,951	
AIRPORT RD & MAIN ST - BLGS	Study	OT	\$286,332	MACI
		TOTAL	\$286,332	
BILLINGS SIGNAL UPGRADES	Signal Optimization	OT	\$320,869	MACI
		TOTAL	\$320,869	
LOCKWOOD SIGNALS - BILLINGS	Signal Optimization	OT	\$18,948	MACI
		TOTAL	\$18,948	
DOWNTOWN STATE SIGNALS BLGS	Signals	PE CN	\$250,000 \$6,272,824	MACI MACI
		TOTAL	\$6,522,824	
1ST AVE SOUTH - ADA(BLGS)	Signals	PE CN	\$300,911 \$2,774,138	MACI MACI
		TOTAL	\$3,075,049	
ZOO DRIVE SIGNALS - BILLINGS	Signals	OT	\$50,000	MACI
		TOTAL	\$50,000	
STATE AVENUE SIGNALS - BILLINGS	Signals	OT	\$45,395	MACI
		TOTAL	\$45,395	
JOHNSON LANE SIGNALS - BILLINGS	Signals	OT	\$12,970	MACI
		TOTAL	\$12,970	
MAIN STREET SIGNALS - BILLINGS	Signals	OT	\$217,895	MACI
		TOTAL	\$217,895	
LAUREL ROAD SIGNALS - BILLINGS	Signals	PE CN TOTAL	\$51,000 \$252,000 \$303,000	MACI MACI MACI
STATEWIDE EQUIPMENT PURCHASE - SWEEPER	Equipment	OT TOTAL	\$241,809 \$241,809	MACI MACI
MDT-MACI	Statewide CMAQ - Various	PE/OTHER TOTAL	\$1,000,000 \$1,000,000	MACI
MDT-MACI	Statewide CMAQ - ADA Compliance	PE/OTHER TOTAL	\$1,750,000 \$1,750,000	MACI
EARMARKS/DISCRETIONARY GRANTS				
ZIMMERMAN TRAIL	Rockfall Mitigation	CN	\$988,521	MT
		TOTAL	\$988,521	
ZIMMERMAN TRAIL	Roadway Improvements	PE IC CN	\$1,263,180 \$55,480 \$4,902,974	MT MT MT
		TOTAL	\$6,221,634	
BILLINGS BYPASS	New Construction	OT/ENV PE RW	\$4,689,600 \$9,909,000 \$7,847,000	NCPD MT/NCPD MT
		TOTAL	\$22,445,600	
INTERSTATE MAINTENANCE (IM)				
VARIOUS PROJECTS	Pavement Preservation	PE/CN	Per Project	IM

TABLE 3(b)-TRANSPORTATION PRIORITY LIST				
BILLINGS, MONTANA				
PINEHILLS INTCH-PRYOR CR INTCH (only portion in MPO area)	Pavement Preservation	PE	\$30,307	IM
		CN	\$857,250	IM
		TOTAL	\$887,557	
I-90 Yellowstone River-Billings	Replace Bridges	IC	\$386,894	IM
		RW	\$386,894	IM
		CN	\$21,500,000	IM
		TOTAL	\$22,273,788	
Mossmain Intch - West Blgs Intch	Mill Fill	PE	\$227,908	IM
		CN	\$12,100,000	IM
		TOTAL	\$12,327,908	
W Blgs Intch- Pinehills Intch	Mill Fill	PE	\$102,908	IM
		CN	\$7,054,400	IM
		TOTAL	\$7,157,308	
NATIONAL HIGHWAY SYSTEM - (NH)				
MDT PREVENTIVE MAINTENANCE BILLINGS - NW	Pavement Preservation	ALL	Per Project	NH
		PE	\$88,960	NH
		CN	\$4,946,400	NH
		TOTAL	\$5,035,360	
MAIN ST - BILLINGS	Pavement Preservation	PE	\$551,170	NH
		RW	\$240,384	NH
		IC	\$70,590	NH
		CN	\$5,852,000	NH
		TOTAL	\$6,714,144	
AIRPORT RD - ZIMMERMAN TRAIL	Pavement Preservation	PE	\$75,690	NH
		CN	\$9,595,000	NH
		TOTAL	\$9,670,690	
27th St-1ST AVE S to Airport	Pavement Preservation	PE	\$2,150,000	NH
		RW	\$850,000	NH
		IC	\$126,712	NH
		CN	\$6,121,500	NH
		TOTAL	\$9,248,212	
BILLINGS BYPASS	New Construction	PE	\$2,000,000	NH
		IC	\$3,188,004	
		TOTAL	\$5,188,004	
EXPOSITION DR & 1ST AVE N BLGS	Intersection Improvement	OT/PE	\$376,989	NH
		CN	\$1,257,185	NH
		TOTAL	\$1,634,174	NH
MT3-ZIMMERMAN TR INTRSCCT IMPRV	Intersection Improvement	PE	\$970,847	NH
		RW	\$120,000	NH
		IC	\$200,000	NH
		CN	\$1,503,080	NH
		TOTAL	\$2,793,927	
1st AVENUE NORTH - BILLINGS	Major Rehabilitation	PE	\$1,416,872	NH
		RW	\$64,605	NH
		IC	\$64,605	NH
		CN	\$13,010,100	NH
		TOTAL	\$14,556,182	
UNDERPASS AVE IMPROVEMENTS	Intersection Improvements	CN	\$6,100,000	NH
		TOTAL	\$6,100,000	
AIRPORT RD & MAIN ST - BLGS	Intersection Improvements	PE	\$1,760,000	NH
		RW	\$64,482	NH
		IC	\$161,206	NH
		CN	\$9,712,500	NH
		TOTAL	\$11,698,188	
BILLINGS BYPASS - YELLOWSTONE RIVER	New Construction	CN	\$31,378,100	NH
		TOTAL	\$31,378,100	
BILLINGS BYPASS - FIVE MILE RD TO US 87	New Construction	CN	\$9,733,319	NH
		TOTAL	\$9,733,319	NH
ZOO DRIVE IMPROVEMENTS	Intersection Improvements	PE	\$130,000	NH
		CN	\$910,000	NH
		TOTAL	\$1,040,000	NH
NATIONAL HIGHWAY FREIGHT PROGRAM (NHFP)				
I-90 Yellowstone River - Billings	Replace Bridges	CN	\$27,200,000	NHFP
		TOTAL	\$27,200,000	
BRIDGE (BH, BR)				
2012 Scour Mitigation (Yellowstone River (Dick Johnson Bridge))	Mitigation	PE	\$79,000	BH
		CN	\$520,000	STPB
		TOTAL	\$599,000	
I-90 Yellowstone River-Billings	Replace Bridges	PE	\$6,500,000	BR
		CN	\$17,400,000	BR
		TOTAL	\$23,900,000	

TABLE 3(c)-TRANSPORTATION PRIORITY LIST				
BILLINGS, MONTANA				
BILLINGS BYPASS - YELLOWSTONE RIVER	New Construction	CN	\$5,000,000	BR
		TOTAL	\$5,000,000	
SURFACE TRANSPORTATION PROGRAM-URBAN PAVEMENT PRESERVATION (UPP)				
6TH AVE N- 27TH TO 32ND (BLGS)	Pavement Preservation	PE	\$91,914	UPP
		IC	\$19,175	UPP
		CN	\$692,060	UPP
		TOTAL	\$803,149	
DIVISION STREET - BILLINGS	Pavement Preservation	PE	\$73,257	UPP
		IC	\$28,480	UPP
		CN	\$806,801	UPP
		TOTAL	\$908,538	
SOUTH FRONTAGE ROAD - BILLINGS	Pavement Preservation	PE	\$65,000	UPP
		CN	\$1,731,754	UPP
		TOTAL	\$1,796,754	
KING AVE E - BILLINGS	Pavement Preservation	PE	\$26,000	UPP
		CN	\$71,342	UPP
		TOTAL	\$97,342	
GRAND - 24TH TO ZIMMERMAN	Pavement Preservation	PE	\$77,850	UPP
		CN	\$1,272,800	UPP
		TOTAL	\$1,350,650	
HARDIN ROAD - BILLINGS	Pavement Preservation	PE	\$26,000	UPP
		CN	\$240,000	UPP
		TOTAL	\$266,000	UPP
SHILOH ROAD - BILLINGS	Pavement Preservation	PE	\$45,500	UPP
		CN	\$134,200	UPP
		TOTAL	\$179,700	UPP
BLUE CREEK ROAD - BILLINGS	Pavement Preservation	PE	\$77,900	UPP
		CN	\$3,390,000	UPP
		TOTAL	\$3,467,900	UPP
BILLINGS BLVD - BILLINGS	Pavement Preservation	PE	\$26,000	UPP
		CN	\$28,600	UPP
		TOTAL	\$54,600	UPP
VARIOUS PROJECTS 2017-2021	Pavement Preservation	PE/CN	\$2,500,000	UPP
			\$2,500,000	
SURFACE TRANSPORTATION PROGRAM - OTHER				
27th STREET RR CROSSING	Railroad Crossing Study	OT	\$1,200,000	STPX
		TOTAL	\$1,200,000	
SF 169 RIMROCK & 62ND ST W	Intersection Improvement Study	OT	\$130,000	STPX
		TOTAL	\$130,000	
BLUE CREEK ROAD - BILLINGS	Pavement Preservation	CN	\$205,000	STPB
		TOTAL	\$205,000	
LOCKWOOD INTERCHANGE	Interchange Improvements	OT	\$300,000	STPX
		TOTAL	\$300,000	STPX
HIGHWAY SAFETY (HSIP)				
SF 129-RNDABOUT KING 56TH	Roundabout	PE	\$705,817	HSIP
		RW	\$165,000	HSIP
		IC	\$308,984	HSIP
		CN	\$3,726,000	HSIP
		TOTAL	\$4,905,801	
SF 139-RNDABOUT CENTRAL/56TH	Roundabout	PE	\$914,891	HSIP
		RW	\$230,000	HSIP
		IC	\$126,988	HSIP
		CN	\$2,159,737	HSIP
		TOTAL	\$3,431,616	
SF 139 13TH/PARKHILL SIGNAL	Signal	PE	\$65,780	HSIP
		CN	\$235,488	HSIP
		TOTAL	\$301,268	
MT3-ZIMMERMAN TR INTR SCT IMPRV	Intersection Improvement	CN	\$1,928,411	HSIP
		TOTAL	\$1,928,411	
SF-149 HILLCREST RIGHT TURN LN.	Intersection Improvement	PE	\$30,098	HSIP
		RW	\$50,000	HSIP
		IC	\$50,000	HSIP
		CN	\$350,000	HSIP
		TOTAL	\$480,098	
SF 129 BILLINGS HORIZONTAL CURVE SIGNAGE	Signage	PE/CN	\$1,126,611	HSIP
		TOTAL	\$1,126,611	
SF 169 FRNTG RD WISE LN INTX	Intersection Improvement	PE	\$15,800	HSIP
		CN	\$82,000	HSIP
		TOTAL	\$97,800	

TABLE 3(d)-TRANSPORTATION PRIORITY LIST BILLINGS, MONTANA				
SF 169 BLGS AREA SAFETY IMPRV	Signage	PE	\$21,300	HSIP
		CN	\$73,143	HSIP
		TOTAL	<u>\$94,443</u>	
SF 169 I90 W KING AVE LIGHTING	Roadway Lighting	PE	\$44,800	HSIP
		CN	\$298,664	HSIP
		TOTAL	<u>\$343,464</u>	
SF 169 BLGS DISTRICT SFTY IMPRV (only portion within MPO)	Signage	PE	\$3,500	HSIP
		CN	\$8,800	HSIP
		TOTAL	<u>\$12,300</u>	
SF 149 - KING INTCH SFTY IMPRV	Safety	PE	\$32,776	HSIP
		CN	\$10,707	HSIP
		TOTAL	<u>\$43,483</u>	
ZOO DRIVE IMPROVEMENTS	Safety/Int. Improvements	CN	<u>\$650,000</u>	HSIP
		TOTAL	<u>\$650,000</u>	
VARIOUS SAFETY PROJECTS	Safety	ALL	<u>\$4,500,000</u>	HSIP
			\$4,500,000	
OTHER FUNDING				
ANNUAL OPERATION AND MAINTENANCE	Various Projects	OTHER	\$225,000	LOCAL
MDT-MACI	Equipment Purchase	OTHER	\$220,562	CMAQ/LOCAL
TRANSPORTATION ALTERNATIVES PROGRAM	Various Projects	OTHER	Per Project	TA
STATE FUNDED MAINTENANCE	Various Projects	OTHER	\$1,746,000	STATE
		TOTAL	<u>\$2,191,562</u>	
CN Estimates Include CE Costs				

ADVANCEMENT OF PROJECTS

It is mutually agreed that the first two years of this program is the best estimate of the project phase that will be undertaken during the Biennial timeframe. Occasionally, projects advance through the design process faster than anticipated. An approved project may accelerate into the next logical phase providing that the funding source does not change from that, which was initially identified in the TIP. Federal, State, and local governments have agreed that a TIP revision is not required in order to accelerate a specific project phase, so long as other planned work is not unduly delayed. The priorities with regard to the FTA Section 5307 projects in the Biennial Element are: 1) Operating Assistance.

- The priorities with regard to the FTA Section 5310 projects in the Biennial Element are: 1) Replacement vehicles for MET Special Transit.
- The priorities with regard to the FTA Section 5339 projects are: 1) Assistance for bus/bus facilities

PRIVATE ENTERPRISE PARTICIPATION

Both the City of Billings and Yellowstone County have locally developed policies and procedures to examine opportunities for private sector participation in the provision of transit services and related support services. The City of Billings adopted resolution 86-15346 which states said policy and provides a process for implementation. The Council approved that resolution on July 7, 1986. Further, a Private Transportation Enterprise Participation Policy (PEP) and implementing procedures were adopted by the MPO's Technical Advisory Committee on April 24, 1986; by the Policy Coordinating Committee on May 8, 1986; and by the Yellowstone County Planning Board on May 13, 1986.

The City's MET Transit Department has examined various opportunities for private sector provision of services. The Department utilizes private tire firms to handle parts of servicing of the tire inventory. The Department also contracts with various private firms for radiator repair, air compressor rebuilds, as well as glass, bodywork on the vehicles, and occasional component rebuilds.

The required TIP documentation related to the PEP process is as follows:

- a) The City of Billings MET Transit System solicited the possible interest or involvement of the private sector in providing leased tires for the MET Transit fleet of coaches. In the spring of 1993, 1996, 2001, 2006 and 2011, and 2016 a Request for Bids was sent to potentially interested private vendors and was also advertised in a local newspaper and a national transit journal. Bids are evaluated based on cost and ability to perform. Three firms requested bid packages. The current contract for the tire lease is in effect through August 31, 2017 with four additional one-year renewal options.
- b) No other proposals were received from the private sector.
- c) There are no known impediments to holding service out for competition.
- d) There are no known private sector complaints.

The Yellowstone County-City of Billings Planning Division has and will continue to follow its adopted policy and procedures regarding private sector participation. The mailing list of private providers has been updated and used to provide notice about TAC and PCC meetings, including those that deal with the Unified Planning Work Program, (UPWP), projects and process as well as the TIP process. Through these mailings the private providers are aware of the development of the proposed transit capital and operating projects as well as the proposed paratransit capital projects for the five years covered in the TIP.

FEDERAL TRANSIT ADMINISTRATION PROJECTS




The Federal Transit Act funded projects, including FTA Section 5339 grant projects, (Biennial Element) are intended to insure the continued efficient operation, maintenance and administration of the MET Transit system fleet and facilities, including meeting federal regulations such as the Americans with Disabilities Act (ADA). The operating grants are for the fiscal years of July 1, 2016 to June 30, 2018 and the Section 5339 grant projects will permit Bus and Bus Facilities projects in Fiscal Years 2017-2018 through 2019-2020.

The vehicle purchases for MET Special Transit are projects to enable the City to continue providing the required specialized demand-responsive paratransit service for citizens who are unable to use the MET Transit System due to their disabling conditions. The projects to purchase vehicles for other entities will address some of the transportation needs of developmentally impaired or disabled residents.

**(Table 4) -TRANSPORTATION PROJECT PRIORITY LIST
BILLINGS, MONTANA**

SECTION/PROJECT		PROJECT ESTIMATE
FTA SECTION 5307 (INCLUDES LOCAL FUNDS)		
	OPERATING PROJECT (7-1-2016 TO 6-30-2017)	4,235,244
	OPERATING PROJECT (7-1-2017 TO 6-30-2018)	4,244,916
	OPERATING PROJECT (7-1-2018 TO 6-30-2019)	4,280,132
	OPERATING PROJECT (7-1-2019 TO 6-30-2020)	4,316,052
	OPERATING PROJECT (7-1-2020 TO 6-30-2021)	4,352,690
	TOTAL	\$21,429,034
FTA SECTION 5310(INCLUDES LOCAL FUNDS)		
	REPLACEMENT VEHICLES-TRANSIT (FY2017)	192,000
	REPLACEMENT VEHICLES-TRANSIT (FY2018)	192,000
	REPLACEMENT VEHICLES-TRANSIT (FY2019)	192,000
	REPLACEMENT VEHICLES-TRANSIT (FY2020)	192,000
	REPLACEMENT VEHICLES-TRANSIT (FY2021)	192,000
	* DEPENDENT ON FUNDING AND APPLICATION APPROVALS BY MDT	
	*TOTAL	\$960,000
FTA SECTION 5311* #Funds transferred to 5307		
	OPERATING PROJECT (2017)	390,000
	OPERATING PROJECT (2018)	0
	OPERATING PROJECT (2019)	0
FTA SECTION 5339 (INCLUDES LOCAL FUNDS)		
	CAPITAL PROJECTS 2017	420,000
	CAPITAL PROJECTS 2018	420,000
	CAPITAL PROJECTS 2019	1,975,000
	CAPITAL PROJECTS 2020	420,000
	CAPITAL PROJECTS 2021	420,000
	TOTAL	\$3,655,000
TRANSADA (STATE FUNDED)		
	OPERATING PROJECT (2017)	\$70,000
	OPERATING PROJECT (2018)	\$70,000
	OPERATING PROJECT (2019)	\$70,000
	OPERATING PROJECT (2020)	\$70,000
	OPERATING PROJECT (2021)	\$70,000
	TOTAL	\$350,000
	TOTAL	\$26,784,034

(Table 5) - MULTI-YEAR STAGING PROGRAM CALENDAR YEARS 2017-2021 BILLINGS, MONTANA						
PROJECTS	2017	2018	2019	2020	2021	>2021
BILLINGS BYPASS						
BILLINGS BYPASS						
TRANSPORTATION ALTERNATIVES PROJECTS (VARIOUS)	Per Project -----					
ZIMMERMAN TRAIL						
MT3-ZIMMERMAN TR. INTERSECT. IMPROVE.						
1ST AVENUE NORTH - BILLINGS						
MDT PREVENTIVE MAINTENANCE (NH)	Per Project -----					
MDT PREVENTIVE MAINTENANCE (IM)	Per Project -----					
STP URBAN PAVEMENT PRESERVATION(UPP)	Per Project -----					
ADA COMPLIANCE	Per Project -----					
2012 SCOUR MITIGATION						
I-90 YELLOWSTONE RIVER-BILLINGS						
SF 129-RNDABOUT KING 56TH						
SF 129 BILLINGS HORIZONTAL CURVE SIGNAGE						
SF 139-RNDABOUT CENTRAL/56TH						
SF 139-13TH/PARKHILL SIGNAL						
27TH ST. - 1ST AVE S TO AIRPORT						
PINEHILLS INTCH-PRYOR CR INTCH						
MOSSMAIN INTCH - WEST BLGS INTCH						
WEST BLGS INTCH - PINEHILLS INTCH						
AIRPORT RD-ZIMMERMAN TRAIL						
6TH AVE N-27TH TO 32ND (BLGS)						
DIVISION STREET - BILLINGS						
KING AVE E - BILLINGS						
SOUTH FRONTAGE ROAD - BILLINGS						
SHILOH ROAD - BILLINGS						
BLUE CREEK ROAD - BILLINGS						
BILLINGS BLVD - BILLINGS						
HARDIN ROAD - BILLINGS						
GRAND - 24TH TO ZIMMERMAN (BLGS)						
SF-149 HILLCREST RIGHT TURN LN						
SF-149 KING INTCH SFTY IMPRV						
DOWNTOWN STATE SIGNALS BLGS						
1ST AVE S - ADA (BLGS)						
BILLINGS-NW						
MAIN ST BILLINGS						
EXPOSITION DR & 1ST AVE						
UNDERPASS AVE IMPROVEMENTS						
AIRPORT RD & MAIN ST						
LAUREL ROAD SIGNALS						
LOCKWOOD INTERCHANGE IMPROVEMENTS						
ZOO DRIVE IMPROVEMENTS						
SF 169 RNDABOUT RIMROCK RD & 62ND ST. W						
SF 169 FRNTG RD WISE LN INTX						
SF 169 BLGS AREA SAFETY IMPRV						
SF 169 I90 W KING AVE LIGHTING						
SF 169 BLGS DISTRICT SFTY IMPRV						

	PRELIMINARY ENGINEERING
	RIGHT OF WAY/UTILITIES
	CONSTRUCTION

(Table 6) - HIGHWAY/TRANSIT MULTI-YEAR IMPROVEMENT PROGRAM FISCAL YEAR 2017

BILLINGS, MONTANA																
PROJECT DESCRIPTION	UPN	PHASING	STP URBAN (STPU)	CMAQ LOCAL	MT. AIR CONGESTION INITIATIVE (MACI)	EARMARKS (MT, NCPD, DEMO)	TRANSPORTATION ALTERNATIVES PROGRAM (TA)**	NATIONAL HWY SYSTEM (NHS) INTERSTATE MAINTENANCE (IM) NATIONAL HWY FREIGHT (NHFP)	HSIP UPP RRP BRIDGE STPX	TRANSIT SEC 5307	TRANSIT SEC 5310**	TRANSADA	5311 TRANSFER	TRANSIT SEC 5339**	OTHER FUNDS*	TOTAL
Estimated carryover balance			\$ 12,025,043	\$ 2,030,257		\$ 4,330,809	\$ -									
Estimated allocation			\$ 2,489,770	\$ 1,539,717	\$ -	\$ -	\$ 700,000	\$ 18,562,256	\$ 7,599,513	\$ 1,751,140	\$ 160,000	\$ 70,000		\$ 420,000	\$ 2,629,104	
Estimated beginning balance			\$ 14,514,813	\$ 3,569,974	\$ -	\$ 4,330,809	\$ 700,000				\$ 160,000					
BILLINGS BYPASS	4199	IC						\$ 3,188,004								\$ 3,188,004
MT3-ZIMMERMAN TR INTRSCCT IMPRV	8888	RW/IC						\$ 10,000								\$ 10,000
ADA COMPLIANCE		ALL			\$ 500,000											\$ 500,000
TRAFFIC MITIGATION		ALL			\$ 250,000											\$ 250,000
UNDERPASS AVE IMPROVEMENTS	8669	PE			\$ 1,167,609											\$ 1,167,609
ZOO DRIVE SIGNALS - BILLINGS	9261	OT			\$ 50,000											\$ 50,000
27TH STREET RR CROSSING STUDY	9354	OT							\$ 1,200,000							\$ 1,200,000
STATE AVENUE SIGNALS - BILLINGS	9259	OT			\$ 45,395											\$ 45,395
JOHNSON LANE SIGNALS - BILLINGS	9260	OT			\$ 12,970											\$ 12,970
MAIN STREET SIGNALS - BILLINGS	9265	OT			\$ 217,895											\$ 217,895
MDT-PREVENTATIVE MAINTENANCE - IM		ALL						\$ 1,500,000								\$ 1,500,000
MOSSMAIN INTCH - WEST BLGS INTCH	9198	PE						\$ 227,809								\$ 227,809
W BLGS INTCH - PINEHILLS INTCH	9199	PE						\$ 102,809								\$ 102,809
PINEHILLS INTCH-PRYOR CR INTCH (only portion in MPO)	8986	CN						\$ 857,250								\$ 857,250
MDT-PREVENTATIVE MAINTENANCE - NH		ALL						\$ 1,000,000								\$ 1,000,000
BILLINGS - NW	8721	CN						\$ 4,946,400								\$ 4,946,400
27th St-1st Ave S to Airport	7910	IC/RW						\$ 976,712								\$ 976,712
AIRPORT RD - ZIMMERMAN TRAIL	8987	CN						\$ 2,227,383								\$ 2,227,383
EXPOSITION DRIVE & 1ST AVE N.	7908	OT/PE						\$ 376,989								\$ 376,989
MDT-URBAN PVMT PRES (UPP)		ALL						\$ 500,000								\$ 500,000
6TH AVE N- 27TH TO 32ND (BLGS)	9003	IC/CN						\$ 692,060								\$ 692,060
DIVISION STREET - BILLINGS	9004	IC/CN						\$ 835,281								\$ 835,281
TRANSPORTATION ALTERNATIVES-VARIOUS LOCATIONS		ALL				\$ 700,000										\$ 700,000
TA BROADWATER AVE PATH-BILLINGS	8701	IC/CN				\$ 499,061										\$ 499,061
BECRAFT LANE SIDEWALK - LOCKWOOD	9158	PE				\$ 120,000										\$ 120,000
1ST AVENUE NORTH - BILLINGS	9022	PE						\$ 1,388,900								\$ 1,388,900
AIRPORT RD & MAIN ST - BLGS	8718	PE						\$ 1,760,000								\$ 1,760,000
SAFETY PROJECTS VARIOUS		ALL						\$ 500,000								\$ 500,000
SF 169 RNDABOUT RIMROCK RD & 62ND ST. W	9383	OT						\$ 130,070								\$ 130,070
SF 169 FRNTG RD WISE LN INTX	9384	PE						\$ 15,800								\$ 15,800
SF 169 BLGS AREA SAFETY IMPROV	9420	PE						\$ 21,300								\$ 21,300
SF 169 190 W KING AVE LIGHTING	9421	PE						\$ 44,800								\$ 44,800
SF 169 BLGS DISTRICT SFTY IMPRV	9423	PE						\$ 3,500								\$ 3,500
SF 129 RNDABOUT KING 56TH	8052	CN						\$ 3,066,400								\$ 3,066,400
SF 139 13TH/PARKHILL SIGNAL	8610	CN						\$ 235,488								\$ 235,488
SF 139-CENTRAL & 56TH RNDABOUT	8611	RW/IC						\$ 354,814								\$ 354,814
TRANSIT OPERATING (7/16-6/17)		Operating								\$ 1,751,140		\$ 70,000	\$ 195,000		\$ 2,484,104	\$ 4,500,244
VEHICLE REPLACEMENTS**		Purchase									\$ 160,000				\$ 40,000	\$ 200,000
BUS & BUS FACILITIES CAPITAL (7/16-6/17)		Capital												\$ 420,000	\$ 105,000	\$ 525,000
Adjustments			\$ (420,017)													\$ (420,017)
TOTAL			\$ (420,017)	\$ -	\$ 2,243,869	\$ -	\$ 1,319,061	\$ 18,562,256	\$ 7,599,513	\$ 1,751,140	\$ 160,000	\$ 70,000	\$ 195,000	\$ 420,000	\$ 2,629,104	\$ 34,529,926

*Local Match for Transit and Zimmerman Trail **Dependent on Funding & Application Approvals by MDT
 Additional funding for Bench Blvd UPN 6041

(Table 07) - HIGHWAY/TRANSIT MULTI-YEAR IMPROVEMENT PROGRAM FISCAL YEAR 2018

BILLINGS, MONTANA																
PROJECT DESCRIPTION	UPN	PHASING	STP URBAN (STPU)	CMAQ LOCAL	MT. AIR CONGESTION INITIATIVE (MACI)	EARMARKS (MT, NCPD, DEMO)	TRANSPORTATION ALTERNATIVES PROGRAM (TA)**	NATIONAL HWY SYSTEM (NHS) INTERSTATE MAINTENANCE (IM) NATIONAL HWY FREIGHT (NHFP)	HSIP UPP RRP BRIDGE STPX	TRANSIT SEC 5307	TRANSIT SEC 5310**	TRANSADE	5311 TRANSFER	TRANSIT SEC 5339**	OTHER FUNDS*	TOTAL
Estimated carryover balance			\$ 14,934,830	\$ 3,569,974		\$ 4,330,809										
Estimated allocation			\$ 2,489,770	\$ 1,539,717	\$ -	\$ -	\$ 700,000	\$ 11,807,664	\$ 7,629,875	\$ 1,760,812	\$ 160,000	\$ 70,000	\$ 58,500	\$ 420,000	\$ 2,629,104	
Estimated beginning balance			\$ 17,424,600	\$ 5,109,691	\$ -	\$ 4,330,809	\$ 700,000				\$ 160,000					
ZIMMERMAN TRAIL***	6040	RW/IC/CN				\$ 4,958,454										\$ 4,958,454
MT3-ZIMMERMAN TR INTRSTC IMPRV	8888	RW/IC/CN						\$ 1,813,080	\$ 1,928,411							\$ 3,741,491
ADA COMPLIANCE		ALL			\$ 500,000											\$ 500,000
TRAFFIC MITIGATION		ALL			\$ 250,000											\$ 250,000
LAUREL ROAD SIGNALS - BILLINGS	9568	PE			\$ 226,000											\$ 226,000
MDT-PREVENTATIVE MAINTENANCE - IM		ALL						\$ 1,500,000								\$ 1,500,000
W BLGS INTCH - PINEHILLS INTCH	9199	CN						\$ 7,054,400								\$ 7,054,400
MDT-PREVENTATIVE MAINTENANCE - NH		ALL						\$ 1,000,000								\$ 1,000,000
MAIN STREET - BILLINGS	8717	RW/IC						\$ 310,974								\$ 310,974
MDT-URBAN PVMT PRES (UPP)		ALL							\$ 500,000							\$ 500,000
KING AVE E - BILLINGS	9505	PE							\$ 26,000							\$ 26,000
SOUTH FRONTAGE ROAD - BILLINGS	9501	PE							\$ 65,000							\$ 65,000
GRAND - 24TH TO ZIMMERMAN (BLGS)	9509	PE							\$ 77,850							\$ 77,850
HARDIN ROAD - BILLINGS	9506	PE							\$ 26,000							\$ 26,000
SHILOH ROAD - BILLINGS	9502	PE							\$ 45,500							\$ 45,500
BLUE CREEK ROAD - BILLINGS	9503	PE							\$ 77,900							\$ 77,900
BILLINGS BLVD - BILLINGS	9504	PE							\$ 26,000							\$ 26,000
TRANSPORTATION ALTERNATIVES-VARIOUS LOCATIONS		ALL					\$ 700,000									\$ 700,000
1ST AVENUE NORTH - BILLINGS	9022	RW/IC						\$ 129,210								\$ 129,210
SAFETY PROJECTS VARIOUS		ALL							\$ 1,000,000							\$ 1,000,000
SF 169 RNDABOUT RIMROCK RD & 62ND ST. W	9383	OT							\$ 130,070							\$ 130,070
SF 139-CENTRAL & 56TH RNDABOUT	8611	CN							\$ 2,159,737							\$ 2,159,737
SF 149 - KING INTCH SFTY IMPRV	8941	CN							\$ 10,707							\$ 10,707
SF 129 BILLINGS HORIZONTAL CURVE SIGNAGE(only portion in	7990	CN							\$ 1,126,700							\$ 1,126,700
ZOO DRIVE IMPROVEMENTS	9597	PE							\$ 130,000							\$ 130,000
LOCKWOOD INTERCHANGE IMPROVEMENTS	9588	OT							\$ 300,000							\$ 300,000
TRANSIT OPERATING (7/17-6/18)		Operating								\$ 1,760,812		\$ 70,000	\$ 58,500		\$ 2,484,104	\$ 4,373,416
VEHICLE REPLACEMENTS**		Purchase									\$ 160,000				\$ 40,000	\$ 200,000
BUS & BUS FACILITIES CAPITAL (7/17-6/18)		Capital												\$ 420,000	\$ 105,000	\$ 525,000
TOTAL			\$ -	\$ -	\$ 976,000	\$ 4,958,454	\$ 700,000	\$ 11,807,664	\$ 7,629,875	\$ 1,760,812	\$ 160,000	\$ 70,000	\$ 58,500	\$ 420,000	\$ 2,629,104	\$ 31,170,409

*Local Match
 **Dependent on Funding & Application Approvals by MDT
 ***CN costs includes local match

(Table 08 - HIGHWAY/TRANSIT MULTI-YEAR IMPROVEMENT PROGRAM FISCAL YEAR 2019

BILLINGS, MONTANA															
PROJECT DESCRIPTION	UPN	PHASING	STP URBAN (STPU)	CMAQ LOCAL	MT. AIR CONGESTION INITIATIVE (MACI)	EARMARKS (MT, NCPD, DEMO)	TRANSPORTATION ALTERNATIVES PROGRAM (TA)**	NATIONAL HWY SYSTEM (NHS) INTERSTATE MAINTENANCE (IM) NATIONAL HWY FREIGHT (NHFP)	HSIP UPP RRP BRIDGE STPX	TRANSIT SEC 5307	TRANSIT SEC 5310**	TRANSADA	TRANSIT SEC 5339**	OTHER FUNDS*	TOTAL
Estimated carryover balance			\$ 17,424,600	\$ 5,109,691		\$ (627,645)									
Estimated allocation			\$ 2,489,770	\$ 1,539,717	\$ -	\$ -	\$ 700,000	\$ 9,612,798	\$ 12,718,576	\$ 1,796,028	\$ 160,000	\$ 70,000	\$ 1,975,000	\$ 2,629,104	
Estimated beginning balance			\$ 19,914,370	\$ 6,649,408	\$ -	\$ (627,645)	\$ 700,000				\$ 160,000				
BILLINGS BYPASS (Five Mile Road)	4199	IC/CN	\$ 6,017,195												\$ 6,017,195
ADA COMPLIANCE		ALL			\$ 500,000										\$ 500,000
TRAFFIC MITIGATION		ALL			\$ 250,000										\$ 250,000
STATEWIDE EQUIPMENT PURCHASE - SWEEPER	9005	ALL			\$ 241,810										\$ 241,810
UNDERPASS AVE IMPROVEMENTS	8669	RW/IC			\$ 103,170										\$ 103,170
MDT-PREVENTATIVE MAINTENANCE - IM		ALL						\$ 1,500,000							\$ 1,500,000
MDT-PREVENTATIVE MAINTENANCE - NH		ALL						\$ 1,000,000							\$ 1,000,000
27th St-1st Ave S to Airport	7910	CN			\$ 5,417,300			\$ 6,121,500							\$ 11,538,800
MDT-URBAN PVMT PRES (UPP)		ALL							\$ 500,000						\$ 500,000
KING AVE E - BILLINGS	9505	CN							\$ 71,342						\$ 71,342
SOUTH FRONTAGE ROAD - BILLINGS	9501	CN							\$ 1,731,754						\$ 1,731,754
SHILOH ROAD - BILLINGS	9502	CN							\$ 134,200						\$ 134,200
BLUE CREEK ROAD - BILLINGS	9503	CN							\$ 1,993,000						\$ 1,993,000
BILLINGS BLVD - BILLINGS	9504	CN							\$ 28,600						\$ 28,600
HARDIN ROAD - BILLINGS	9506	CN							\$ 240,000						\$ 240,000
TRANSPORTATION ALTERNATIVES-VARIOUS LOCATIONS		ALL					\$ 700,000								\$ 700,000
BECRAFT LANE SIDEWALK - LOCKWOOD	9158	CN					\$ 791,000								\$ 791,000
I-90 YELLOWSTONE R-BILLINGS	7972	RW/IC						\$ 765,610							\$ 765,610
AIRPORT RD & MAIN ST - BLGS	8718	RW/IC						\$ 225,688							\$ 225,688
2012 SCOUR MITIGATION	7960	CN							\$ 520,000						\$ 520,000
SAFETY PROJECTS VARIOUS		ALL							\$ 1,000,000						\$ 1,000,000
SF 129 RNDABOUT KING 56TH	8052	CN							\$ 3,726,000						\$ 3,726,000
SF 139-CENTRAL & 56TH RNDABOUT	8611	CN							\$ 2,159,737						\$ 2,159,737
SF-149 HILLCREST RIGHT TURN LN.	8904	RW/IC/CN							\$ 450,000						\$ 450,000
SF 169 FRNTG RD WISE LN INTX	9384	CN							\$ 82,000						\$ 82,000
SF 169 BLGS AREA SAFETY IMPRV	9420	CN							\$ 73,143						\$ 73,143
SF 169 BLGS DISTRICT SFTY IMPRV	9423	CN							\$ 8,800						\$ 8,800
TRANSIT OPERATING (7/18-6/19)		Operating								\$ 1,796,028		\$ 70,000		\$ 2,484,104	\$ 4,350,132
VEHICLE REPLACEMENTS**		Purchase									\$ 160,000			\$ 40,000	\$ 200,000
CAPITAL PURCHASES 5339B		Capital											\$ 1,360,000		\$ 1,360,000
BUS & BUS FACILITIES CAPITAL (7/18-6/19)		Capital											\$ 615,000	\$ 105,000	\$ 720,000
Adjustments			\$ (59,276)												\$ (59,276)
TOTAL			\$ 5,957,919	\$ -	\$ 6,512,280	\$ -	\$ 1,491,000	\$ 9,612,798	\$ 12,718,576	\$ 1,796,028	\$ 160,000	\$ 70,000	\$ 1,975,000	\$ 2,629,104	\$ 42,922,705

*Local Match for Transit **Dependent on Funding & Application Approvals by MDT

(Table 09) - HIGHWAY/TRANSIT MULTI-YEAR IMPROVEMENT PROGRAM FISCAL YEAR 2020

BILLINGS, MONTANA															
PROJECT DESCRIPTION	UPN	PHASING	STP URBAN (STPU)	CMAQ LOCAL	MT. AIR CONGESTION INITIATIVE (MACI)	EARMARKS (MT, NCPD, DEMO)	TRANSPORTATION ALTERNATIVES PROGRAM (TA)**	NATIONAL HWY SYSTEM (NHS) INTERSTATE MAINTENANCE (IM) NATIONAL HWY FREIGHT (NHFP)	HSIP UPP RRP BRIDGE STPX	TRANSIT SEC 5307	TRANSIT SEC 5310**	TRANSADA	TRANSIT SEC 5339**	OTHER FUNDS*	TOTAL
Estimated carryover balance			\$ 13,956,451	\$ 5,109,691		\$ (627,645)									
Estimated allocation			\$ 2,489,770	\$ 1,539,717	\$ -	\$ -	\$ 700,000	\$ 42,942,140	\$ 7,318,664	\$ 1,831,948	\$ 160,000	\$ 70,000	\$ 420,000	\$ 2,629,104	
Estimated beginning balance			\$ 16,446,221	\$ 6,649,408	\$ -	\$ (627,645)	\$ 700,000				\$ 160,000				
BILLINGS BYPASS (Yellowstone River)	4199	CN	\$ 11,364,209	\$ 5,000,000				\$ 34,590,140	\$ 5,000,000						\$ 55,954,349
ADA COMPLIANCE		ALL			\$ 500,000										\$ 500,000
TRAFFIC MITIGATION		ALL			\$ 250,000										\$ 250,000
MDT-PREVENTATIVE MAINTENANCE - IM		ALL						\$ 1,500,000							\$ 1,500,000
MDT-PREVENTATIVE MAINTENANCE - NH		ALL						\$ 1,000,000							\$ 1,000,000
MAIN ST - BILLINGS	8717	CN						\$ 5,852,000							\$ 5,852,000
MDT-URBAN PVMT PRES (UPP)		ALL							\$ 500,000						\$ 500,000
TRANSPORTATION ALTERNATIVES-VARIOUS LOCATIONS		ALL					\$ 700,000								\$ 700,000
SAFETY PROJECTS VARIOUS		ALL							\$ 1,000,000						\$ 1,000,000
SF 169 I90 W KING AVE LIGHTING	9421	CN							\$ 298,664						\$ 298,664
2012 SCOUR MITIGATION	7960	CN							\$ 520,000						\$ 520,000
TRANSIT OPERATING (7/19-6/20)		Operating								\$ 1,831,948		\$ 70,000		\$ 2,484,104	\$ 4,386,052
VEHICLE REPLACEMENTS**		Purchase									\$ 160,000			\$ 40,000	\$ 200,000
BUS & BUS FACILITIES CAPITAL (7/19-6/20)		Capital											\$ 420,000	\$ 105,000	\$ 525,000
TOTAL			\$ 11,364,209	\$ 5,000,000	\$ 750,000	\$ -	\$ 700,000	\$ 42,942,140	\$ 7,318,664	\$ 1,831,948	\$ 160,000	\$ 70,000	\$ 420,000	\$ 2,629,104	\$ 73,186,065

*Local Match for Transit **Dependent on Funding & Application Approvals by MDT

(Table 10) - HIGHWAY/TRANSIT MULTI-YEAR IMPROVEMENT PROGRAM FISCAL YEAR 2021
BILLINGS, MONTANA

PROJECT DESCRIPTION	UPN	PHASING	STP URBAN (STPU)	CMAQ LOCAL	MT. AIR CONGESTION INITIATIVE (MACI)	EARMARKS (MT, NCPD, DEMO)	TRANSPORTATION ALTERNATIVES PROGRAM (TA)**	NATIONAL HWY SYSTEM (NHS) INTERSTATE MAINTENANCE (IM) NATIONAL HWY FREIGHT (NHFP)	HSIP UPP RRP BRIDGE STPX	TRANSIT SEC 5307	TRANSIT SEC 5310**	TRANSADA	TRANSIT SEC 5339**	OTHER FUNDS*	TOTAL
Estimated carryover balance			\$ 5,082,012	\$ 5,109,691		\$ (627,645)									
Estimated allocation			\$ 2,489,770	\$ 1,539,717	\$ -	\$ -	\$ 700,000	\$ 104,013,104	\$ 20,822,800	\$ 1,868,586	\$ 160,000	\$ 70,000	\$ 420,000	\$ 2,629,104	
Estimated beginning balance			\$ 7,571,782	\$ 6,649,408	\$ -	\$ (627,645)	\$ 700,000				\$ 160,000				
BILLINGS BYPASS (Five Mile Rd to US 87)	4199	CN	\$ 3,796,681	\$ 1,500,000				\$ 9,733,319							\$ 15,030,000
ADA COMPLIANCE		ALL			\$ 500,000										\$ 500,000
TRAFFIC MITIGATION		ALL			\$ 250,000										\$ 250,000
UNDERPASS AVE IMPROVEMENTS	8669	CN			\$ 800,000			\$ 6,100,000							\$ 6,900,000
LAUREL ROAD SIGNALS - BILLINGS	9568	CN			\$ 252,000										\$ 252,000
MDT-PREVENTATIVE MAINTENANCE - IM		ALL						\$ 1,500,000							\$ 1,500,000
MOSSMAIN INTCH - WEST BLGS INTCH	9198	CN						\$ 12,100,000							\$ 12,100,000
I-90 YELLOWSTONE R - BILLINGS	7972	CN						\$ 48,700,000	\$ 17,400,000						\$ 66,100,000
MDT-PREVENTATIVE MAINTENANCE - NH		ALL						\$ 1,000,000							\$ 1,000,000
EXPOSITION DR & 1st AVE	7908	CN						\$ 1,257,185							\$ 1,257,185
1ST AVENUE NORTH - BILLINGS	9022	CN						\$ 13,010,100							\$ 13,010,100
MDT-URBAN PVMT PRES (UPP)		ALL							\$ 500,000						\$ 500,000
GRAND - 24TH TO ZIMMERMAN (BLGS)	9509	CN							\$ 1,272,800						\$ 1,272,800
TRANSPORTATION ALTERNATIVES-VARIOUS LOCATIONS		ALL					\$ 700,000								\$ 700,000
AIRPORT RD & MAIN ST - BLGS	8718	CN						\$ 9,712,500							\$ 9,712,500
SAFETY PROJECTS VARIOUS		ALL							\$ 1,000,000						\$ 1,000,000
ZOO DRIVE IMPROVEMENTS	9597	CN						\$ 900,000	\$ 650,000						\$ 1,550,000
TRANSIT OPERATING (7/20-6/21)		Operating								\$ 1,868,586		\$ 70,000		\$ 2,484,104	\$ 4,422,690
VEHICLE REPLACEMENTS**		Purchase									\$ 160,000			\$ 40,000	\$ 200,000
BUS & BUS FACILITIES CAPITAL (7/20-6/21)		Capital											\$ 420,000	\$ 105,000	\$ 525,000
TOTAL			\$ 3,796,681	\$ 1,500,000	\$ 1,802,000	\$ -	\$ 700,000	\$ 104,013,104	\$ 20,822,800	\$ 1,868,586	\$ 160,000	\$ 70,000	\$ 420,000	\$ 2,629,104	\$ 137,782,275

*Local Match for Transit **Dependent on Funding & Application Approvals by MDT

(Table 11) - BIENNIAL ELEMENT OCTOBER 1, 2016 - SEPTEMBER 30, 2018 (HIGHWAY)							
BILLINGS, MONTANA							
PROJECT/PHASE	PROJECT NUMBER	PROJECT DESCRIPTION	TOTAL ESTIMATED COST	FEDERAL FUNDS AND SOURCES	NON-FEDERAL FUNDS AND SOURCES	RECIPIENT OF FUNDS	RESPONSIBLE IMPLEMENTING AGENCY
AIRPORT RD - MAIN STREET PE/RW/IC	NH UPN8718	INTERSECTION IMPROVEMENTS	825,688	714,881 FHWA	110,807 STATE MATCH	MDT	MDT
AIRPORT RD - ZIMMERMAN TRAIL CN	NH UPN8987	PAVEMENT PRESERVATION	2,227,383	1,928,468 FHWA	298,915 STATE MATCH	MDT	MDT
ZIMMERMAN TRAIL RW/CN	MT1001() UPN6040	ROADWAY IMPROVEMENTS	5,077,938	4,396,479 FHWA	681,459 STATE MATCH	MDT	MDT
W. BILLINGS INTER. - PINEHILLS INTERCHANGE CN	IM UPN9199	MILL FILL	7,054,400	6,348,960 FHWA	705,440 STATE MATCH	MDT	MDT
BECAFT LANE SIDEWALK CN	TA UPN9158	BIKE/PED SIDEWALK	601,500	520,779 FHWA	80,721 STATE MATCH	MDT	MDT
SOUTH FRONTAGE ROAD PE	UPP UPN9501	PAVEMENT PRESERVATION	65,000	56,277 FHWA	8,723 STATE MATCH	MDT	MDT
SHILOH ROAD PE	UPP UPN9502	PAVEMENT PRESERVATION	45,500	39,394 FHWA	6,106 STATE MATCH	MDT	MDT
BLUE CREEK ROAD PE	UPP UPN9503	PAVEMENT PRESERVATION	77,900	67,446 FHWA	10,454 STATE MATCH	MDT	MDT
BILLINGS BOULEVARD PE	UPP UPN9504	PAVEMENT PRESERVATION	26,000	22,511 FHWA	3,489 STATE MATCH	MDT	MDT
KING AVE E PE	UPP UPN9505	PAVEMENT PRESERVATION	26,000	22,511 FHWA	3,489 STATE MATCH	MDT	MDT
HARDIN ROAD PE	UPP UPN9506	PAVEMENT PRESERVATION	26,000	22,511 FHWA	3,489 STATE MATCH	MDT	MDT
GRAND - 24TH TO ZIMMERMAN PE	UPP UPN9509	PAVEMENT PRESERVATION	77,850	67,403 FHWA	10,447 STATE MATCH	MDT	MDT
TRANSPORTATION ALTERNATIVES PROJECTS-VARIOUS ALL	TA	BIKE/PED TRAILS	700,000	606,060 FHWA	93,940 STATE MATCH	MDT	MDT
TRANSPORTATION ALTERNATIVES PROJECTS-VARIOUS ALL	TA	BIKE/PED TRAILS	700,000	606,060 FHWA	93,940 STATE MATCH	MDT	MDT
SAFETY PROJECTS VARIOUS ALL	HSIP	SAFETY	500,000	450,000 FHWA	50,000 STATE MATCH	MDT	MDT
SF 129 RNDABOUT KING 56TH CN	HSIP UPN8052	SAFETY	3,066,400	2,759,760 FHWA	306,640 STATE MATCH	MDT	MDT
SF 139 13TH/PARKHILL SIGNAL CN	HSIP1099() UPN8610	NEW SIGNAL	201,980	181,782 FHWA	20,198 STATE MATCH	MDT	MDT
SF 129 BILLINGS HORIZONTAL CURVE SIGNAGE CN	HSIPSTWD UPN7990	SIGNAGE UPGRADE	1,126,700	1,014,030 FHWA	112,670 STATE MATCH	MDT	MDT
SF 139-CENTRAL & 56TH RNDABOUT RW/IC/CN	HSIP56() UPN8611	INSTALL ROUNDABOUT	2,514,551	2,263,096 FHWA	251,455 STATE MATCH	MDT	MDT
SF 169 ROUNDABOUT RIMROCK & 56TH ALL	HSIP UPN	INSTALL ROUNDABOUT	3,655,843	3,290,259 FHWA	365,584 STATE MATCH	MDT	MDT
SF 149 HILLCREST RIGHT TURN LN CN	HSIP UPN8904	INTERSECTION IMPROVEMENT	300,975	270,878 FHWA	30,098 STATE MATCH	MDT	MDT
SF 169 FRONTAGE ROAD & WISE LANE INTERSECTION PE	HSIP UPN9384	INTERSECTION IMPROVEMENT	15,800	14,220 FHWA	1,580 STATE MATCH	MDT	MDT
SF 169 BILLINGS AREA SAFETY IMPROVEMENTS PE	HSIP UPN9420	SIGNAGE	21,300	19,170 FHWA	2,130 STATE MATCH	MDT	MDT
SF 169 BILLINGS DISTRICT SAFETY IMPROVEMENTS PE	HSIP UPN9423	DELINEATION	3,500	3,150 FHWA	350 STATE MATCH	MDT	MDT
SF-149 KING INTCH SFTY IMPRV CN	HSIP UPN8941	REFLECTIVE BACKING	10,707	9,636 FHWA	1,071 STATE MATCH	MDT	MDT

Not all Earmarks require 13.42% match

(Table 11-1) - BIENNIAL ELEMENT JULY 1, 2017-JUNE 30, 2019 (TRANSIT)					
BILLINGS MONTANA					
PROJECT/FUNDING SOURCE	TOTAL EST COST	FEDERAL FUNDS AND SOURCES	NON-FEDERAL FUNDS AND SOURCES	RECIPIENT OF FUNDS	RESPONSIBLE IMPLEMENTING AGENCY
FTA SECTION 5307					
OPERATING PROJECT (7-1-16 TO 6-30-17)	4,235,244	1,751,140	2,484,104	CITY	CITY
OPERATING PROJECT (7-1-17 TO 6-30-18)	4,244,916	1,760,812	2,484,104	CITY	CITY
FTA SECTION 5310*					
REPLACEMENT VEHICLES(2017)	200,000	160,000	40,000	STATE	VARIOUS LOCAL
REPLACEMENT VEHICLES (2018)	200,000	160,000	40,000	STATE	VARIOUS LOCAL
FTA SECTION 5311* #Funds transferred to 5307					
OPERATING PROJECT (2017)	390,000	195,000	-	CITY	CITY
OPERATING PROJECT (2018)	-	-	-	CITY	CITY
FTA SECTION 5339					
CAPITAL/VEHICLES (2017)	615,000	492,000	123,000	CITY	CITY
CAPITAL/VEHICLES (2018)	615,000	492,000	123,000	CITY	CITY
TransADE State Funded					
OPERATING PROJECT (2017)			70,000	CITY	CITY
OPERATING PROJECT (2018)			70,000	CITY	CITY
*Dependent on Funding & Application Approvals by MDT					