



1413 4<sup>th</sup> Avenue North, Suite C • Billings, MT 59101

Quarterly Report to City of Billings  
FYE 2019 Quarter 3 – April 15, 2019

### **Create a BID in the EBURD**

- Vandalism, vagrancy and theft are the number one concern for property owners in the EBURD.
- First initiative would fund district-wide security patrols to discourage infractions and encourage perception of safety in the district.
- Complements the perception of order projected by recent infrastructure projects

### **Oxxfest**

- BIRD is teaming up with Red Oxx to expand our celebration of the EBURD
- September 13 & 14: Musical performances on the Red Oxx Events Lawn; Open house at participating district businesses; Show cars displayed on new streets; Concessions; Art displays

### **2018 EBURD Lighting Safety & Street Project**

- Montana Lines is mobilized and finishing the lights on railroad and MDT streets: Montana Ave from 22<sup>nd</sup> to 14<sup>th</sup>; North 13<sup>th</sup> and North 10<sup>th</sup>.
- Work on all the remaining flatwork will begin once everything dries out and Knife River mobilizes.
- Council can expect an invitation shortly to tour the project.

### **Landscaping & Beautification Project**

- \$32,875 in funding remains in the matching fund. Discussions with interested property owners are ongoing.

### **Amending the EBURD**

- Amendment to the EBURD is dependent on petitions to annex into the city from interested property owners. The resolution of current pending property sales will determine if this happens or not. The deadline for petitions to annex, to amend and certify with the DOR for the 2019 year, is August 2.

FINANCIAL REPORT FOR THE QUARTER

Numbers provided by city finance department

	<b>East Tax Increment Fund</b>		
	<i>For the Quarter Ended March 31, 2019</i>		
<b>FY19 Beginning Fund Balance</b>	<b>\$ 1,209,807</b>		
<b>Revenue</b>			
Tax	474,014		
Intergovernmental	73,327		
Proceeds from Debt Issuance	3,560,367		
Investment Earnings	<u>31,154</u>		
<b>Total Revenue</b>	<b>4,138,862</b>		
			<b>FY19</b>
<b>Expenditures</b>			<b>Budget</b>
Professional Services	833		35,000
Cost Allocation	30,729		40,970
EBURD Operating Agreement	69,974		139,946
Development Project Incentives	115,172		184,250
Debt Service	360,098		444,138
Capital Outlay	<u>2,295,399</u>		<u>4,819,608</u>
<b>Total Expenditures</b>	<b>2,872,205</b>		<b>5,663,912</b>
<b>Ending Fund Balance</b>	<b>\$ 2,476,464</b>		
<b>Cash Balance as of 03/31/19</b>	<b>\$ 1,774,682</b>		
Outstanding Awards:			Annual
FIB	329,735		109,000
GSA	99,491		77,000

## Quarterly Report to Billings City Council

3<sup>rd</sup> Quarter FY19

Monday, April 15, 2019

- Status of the N27th/Downtown Tax Increment Fund for FY 19 - 3<sup>rd</sup> Quarter Ending, March 31, 2019 – see attached spreadsheet with fund line items
- DBP Highlights and other work in the N27th Street Urban Renewal District
  - Finalized Development Agreement – Awaiting City and Developer Signatures
    - ArtHouse Cinema - \$350,000
    - Stillwater - \$1,500,000
  - Development Director Position
    - 2<sup>nd</sup> Interviews scheduled/completed
    - May 1 anticipated start date
  - New Business
    - Yellowstone Valley Brewing
    - Bar MT
- General Alliance Work
  - WE MOVED!!! 116 North 29<sup>th</sup> St
  - St Patrick's Day Parade and Celtic Fair
  - Five new Traffic Signal Box wraps ready to go
  - Two new SkyPoint sculptures
  - Unveiling of the new Downtown Billings Ally card
  - Working with USS Billings Commissioning Committee
    - Merchandise
    - Financials
- Development Project Incentives (TIF grant projects)
  - Completed
    - Sawyer Building – 2223 Montana Avenue
      - DBP board scheduled to tour the complete project, submitted paperwork under review for reimbursement
  - In Progress
    - Battle of the Plans – major award recipients
      - SOMETHINGchic - women's boutique
        - Lease signed and construction under way.
        - Opening May 2019
      - This House of Books
        - Contacted about funds previously awarded for signage
  - On Deck
    - Stillwater Building (Battin Courthouse)– 317 N 26<sup>th</sup> Street
      - Ready for signatures
    - Art House Cinema Phase II – 109 N 30<sup>th</sup> Street
      - Ready for signatures
  - TIF Inquiries
    - Multiple requests for information regarding allowable TIF expenditures

**N27/Downtown Tax  
Increment Fund**  
*For the Quarter Ended  
March 31, 2019*

**FY19 Beginning Fund Balance** **\$2,523,093**

**Revenue**

Tax	1,263,350
Intergovernmental	105,910
Investment Earnings	12,049
	1,381,309

**Total Revenue** **1,381,309**

**Expenditures**

		<b>FY19 Budget</b>
Professional Services	43,067	41,200
Cost Allocation	43,434	57,916
DBP Operating Agreement	186,294	279,441
Development Project Incentives	216,578	2,730,588
Debt Service	947,640	948,652
Transfer to Parking	100,000	100,000
	1,537,013	4,157,797

**Total Expenditures** **1,537,013**

**Ending Fund Balance** **\$2,367,389**

**Cash Balance as of 03/31/19** **\$750,628**

**Development Projects Outstanding**


Wendy's Bldg/124 Group	699,999
Battle of the Plans 2017	24,900
Art House Cinema	350,000
Alberta Bair Theatre	3,500,000
Griffin Sawyer	420,000
Stillwater Building	1,500,000
	6,494,899



Summer Sounds Concert - Nitty Gritty Dirt Band




SO MUCH SNOW!!



Nutmeg at the Celtic Fair



St Patrick's Day Parade



#TBT Rock Creek Coffee



## CITY COUNCIL QUARTERLY REPORT APRIL 16<sup>TH</sup>, 2019 COUNCIL WORK SESSION

Please see the information below for the April 16th Quarterly Report from the SBURA related to activities in the South Billings Boulevard Urban Renewal District.

### South Billings Aquatics & Recreation Center

- The final Steering Committee meeting, along with a public forum, will take place mid-May, date TBD
- Plan adoption likely to occur June/July 2019
- Next phase will be a community fundraising plan

### South Billings and Police Evidence Center Discussion

- Discussion of funding for the proposed Billings Police evidence center project
- South Billings Urban Renewal is supportive of the project
- Further presentation and discussion scheduled for the May 7<sup>th</sup> South Billings Board Meeting

### Project Updates

- King Ave E design awarded, design work to begin immediately
- Optimist playground is DONE!
- Ribbon cutting to be scheduled for the playground and the dedication of the North parking lot
- Amend Park turf field improvements in progress as a partnership with the Amend Park Development Council
- Boys & Girls Club of Yellowstone County TIF funding application at the April 22<sup>nd</sup> Council meeting for approval
- CIP requests at the April 22<sup>nd</sup> Council meeting for approval
- FY20 Budget Planning ongoing
- MOU approval tentatively schedule for the May



**SOUTH BILLINGS URBAN  
RENEWAL ASSOCIATION**

<b>SBURA Quarterly Update 4.16.2019</b>		
	<i>For the Quarter Ended March 31, 2019</i>	
<b>FY19 Beginning Fund Balance</b>	<b>\$ 7,666,170</b>	
<b>Revenue</b>		
Tax	1,790,692	
Intergovernmental	128,109	
Investment Earnings	<u>69,199</u>	
<b>Total Revenue</b>	<b>1,988,000</b>	
		<b>FY19 Budget</b>
<b>Expenditures</b>		
Professional Services	117,790	163,690
Cost Allocation	42,297	56,398
Development Project Incentives	211,512	92,712
Debt Service	645,643	652,444
Capital Outlay	<u>2,794,676</u>	<u>5,594,464</u>
<b>Total Expenditures</b>	<b>3,811,918</b>	<b>6,559,708</b>
<b>Ending Fund Balance</b>	<b>\$ 5,842,252</b>	
<b>Cash Balance as of 03/31/19</b>	<b>\$ 4,780,206</b>	



**FROM THE DESK OF ANDY ZOELLER**

Finance Director  
PO Box 1178  
Billings, MT 59103  
(406) 657-8209 FAX (406) 247-8608  
email: zoellera@ci.billings.mt.us

## MEMORANDUM

**To: Honorable Mayor and City Council**  
**CC: Chris Kukulski, City Administrator**  
**Date: 4/10/19**  
**Subject: FY19 Third Quarter Budget Report**

Attached is the third quarter FY19 budget to actual report for your review. We are 75% of the way through the fiscal year, as such, funds should have used approximately 75% of their operating budget.

### General Fund

Taxes are collected throughout the year with the major collections occurring in the months of December and June. As a result of the timing of these payments, the percentage of taxes collected compared to the amount budgeted may appear to be lagging. However, if most of the taxes that are currently outstanding are paid in June, the City will finish the year with approximately 94% of the budgeted amount of taxes being collected. License & Permit revenue is being collected at a greater rate than what was anticipated in the budget. The main driver of this appears to be an increase in business license applications.

Expenditures are slightly less than anticipated at 72% of the total budget. This is driven mainly by vacancy savings and transfer to the Public Safety Fund.

The City Attorney's budget will need a budget amendment, as outside counsel costs have been greater than anticipated. Other departments within the general fund appear to be operating as anticipated.

### Solid Waste Fund

The Solid Waste Fund appears to be over budget. This is due to the award of the contract to build the solid waste transfer facility. While the funds have not been expended the budget has been encumbered, causing the fund to appear that it is over budget. A budget amendment will follow to match the contract amount.

**City of Billings**  
**GENERAL FUND OPERATING**

For Period Ending 3/31/2019

For fiscal year 2019, Periods 1 - 9

	<b>Total 2019 Amended Budget</b>	<b>YTD 2019 Actual</b>	<b>2019 Encumbrance</b>	<b>Variance</b>	<b>%</b>	<b>YTD 2018 Actual</b>
<b>Revenues:</b>						
TAXES	\$ 16,790,920	\$ 10,056,510	\$ -	\$ (6,734,410)	60	\$ 9,426,443
LICENSES & PERMITS	2,146,291	2,009,008	-	(137,283)	94	3,713,530
INTER-GOVERNMENTAL	11,430,866	8,625,717	-	(2,805,149)	75	8,462,217
CHARGES FOR SERVICES	4,032,642	3,008,702	-	(1,023,940)	75	3,022,680
FINES & FORFEITS	1,656,203	825,091	-	(831,112)	50	1,026,043
SPECIAL ASSESMENTS	-	189	-	189	-	-
INVESTMENT EARNINGS	217,000	270,842	-	53,842	125	107,341
INTERFUND TRANSFERS	6,600	2,022	-	(4,578)	31	1,252,282
DEBT PROCEEDS	-	-	-	-	-	-
MISCELLANEOUS	-	225,319	-	225,319	-	3,091
<b>Total Revenues</b>	<b>\$ 36,280,522</b>	<b>\$ 25,023,399</b>	<b>\$ -</b>	<b>\$ (11,257,123)</b>	<b>69</b>	<b>\$27,013,627</b>
<b>Expenditures:</b>						
<b>By Category</b>						
PERSONAL SERVICES	\$ 8,611,820	\$ 6,033,374	\$ -	\$ 2,578,446	70	\$ 5,653,191
OPERATIONS & MAINT	4,478,524	3,317,260	68,034	1,093,231	76	2,702,838
CAPITAL	-	60,764	-	(60,764)	-	8,239
DEBT SERVICE	-	-	-	-	-	-
INTERFUND TRANSFERS	31,855,087	22,686,314	-	9,168,773	71	19,353,925
<b>Total Expenditures</b>	<b>\$ 44,945,431</b>	<b>\$ 32,097,712</b>	<b>\$ 68,034</b>	<b>\$ 12,779,685</b>	<b>72</b>	<b>\$27,718,194</b>

Totals and variances may contain rounding differences. Budget numbers include prior year encumbrances/commitments and approved budget adjustments.

# City of Billings

## GENERAL FUND-BY DEPT DIVISION

For Period Ending 3/31/2019

For fiscal year 2019, Periods 1 - 9

	<b>Total 2019 Amended Budget</b>	<b>YTD 2019 Actual</b>	<b>2019 Encumbrance</b>	<b>Variance</b>	<b>%</b>	<b>YTD 2018 Actual</b>
<b>Expenditures:</b>						
<b>By Department/Division</b>						
MAYOR & COUNCIL	\$ 219,565	\$ 170,059	\$ -	\$ 49,506	77	\$ 155,594
CITY ADMINISTRATOR	777,077	553,535	-	223,542	71	456,717
HUMAN RESOURCES	745,750	513,292	-	232,458	69	496,542
CITY ATTORNEY	1,718,003	1,507,138	-	210,865	88	1,304,758
MUNICIPAL COURT	1,499,494	993,559	-	505,935	66	979,628
FINANCE	1,582,619	1,080,098	-	502,521	68	972,719
CODE ENFORCEMENT	558,019	362,389	-	195,630	65	367,296
PARKS & RECREATION	7,442,515	5,741,056	3,034	1,698,426	77	3,283,519
NON-DEPARTMENTAL	30,322,389	21,146,585	65,000	9,110,804	70	19,699,419
COUNCIL CONTINGENCY	80,000	30,000	-	50,000	38	2,003
<b>Total Expenditures</b>	<b>\$ 44,945,431</b>	<b>\$ 32,097,712</b>	<b>\$ 68,034</b>	<b>\$ 12,779,685</b>	<b>72</b>	<b>\$ 27,718,194</b>

Totals and variances may contain rounding differences. Budget numbers include prior year encumbrances/commitments and approved budget adjustments.

**City of Billings**  
**PUBLIC SAFETY FUND**

For Period Ending 3/31/2019  
 For fiscal year 2019, Periods 1 - 9

	<b>Total 2019 Amended Budget</b>	<b>YTD 2019 Actual</b>	<b>2019 Encumbrance</b>	<b>Variance</b>	<b>%</b>	<b>YTD 2018 Actual</b>
<b>Revenues:</b>						
TAXES	\$ 12,938,519	\$ 7,511,905	\$ -	\$ (5,426,614)	58	\$ 7,361,126
LICENSES & PERMITS	27,700	24,601	-	(3,099)	89	27,581
INTER-GOVERNMENTAL	3,095,079	2,297,085	-	(797,994)	74	2,020,638
CHARGES FOR SERVICES	1,482,387	954,873	(605)	(528,119)	64	849,005
FINES & FORFEITS	2,400	1,800	-	(600)	75	1,800
INVESTMENT EARNINGS	300	9,131	-	8,831	100	2,227
INTERFUND TRANSFERS	28,040,920	19,551,100	-	(8,489,820)	70	18,356,741
DEBT PROCEEDS	-	-	-	-	-	-
MISCELLANEOUS	29,095	47,616	-	18,521	164	41,173
<b>Total Revenues</b>	<b>\$ 45,616,400</b>	<b>\$ 30,398,111</b>	<b>\$ (605)</b>	<b>\$ (15,218,894)</b>	<b>67</b>	<b>\$ 28,660,290</b>
<b>Expenditures:</b>						
<b>By Category</b>						
PERSONAL SERVICES	\$ 37,190,118	\$ 26,796,191	\$ -	\$ 10,393,927	72	\$ 25,199,662
OPERATIONS & MAINT	5,596,527	4,419,027	91,933	1,085,567	81	4,299,586
CAPITAL	1,800,604	489,736	63,520	1,247,349	31	89,303
DEBT SERVICE	-	-	-	-	-	236,502
INTERFUND TRANSFERS	1,387,562	912,372	-	475,190	66	441,467
<b>Total Expenditures</b>	<b>\$ 45,974,811</b>	<b>\$ 32,617,325</b>	<b>\$ 155,453</b>	<b>\$ 13,202,033</b>	<b>71</b>	<b>\$ 30,266,520</b>
<b>By Department/Division</b>						
POLICE	\$ 24,215,723	\$ 17,899,260	\$ 90,551	\$ 6,225,912	74	\$ 16,741,492
FIRE	21,759,088	14,718,065	64,902	6,976,121	68	13,525,028
<b>Total Expenditures</b>	<b>\$ 45,974,811</b>	<b>\$ 32,617,325</b>	<b>\$ 155,453</b>	<b>\$ 13,202,033</b>	<b>71</b>	<b>\$ 30,266,520</b>

Totals and variances may contain rounding differences. Budget numbers include prior year encumbrances/commitments and approved budget adjustments.

**City of Billings**  
**PUBLIC WORKS-WATER FUND**

For Period Ending 3/31/2019

For fiscal year 2019, Periods 1 - 9

	<b>Total 2019 Amended Budget</b>	<b>YTD 2019 Actual</b>	<b>2019 Encumbrance</b>	<b>Variance</b>	<b>%</b>	<b>YTD 2018 Actual</b>
<b>Revenues:</b>						
TAXES	\$ -	\$ -	\$ -	\$ -	-	\$ -
LICENSES & PERMITS	-	-	-	-	-	-
INTER-GOVERNMENTAL	-	-	-	-	-	-
CHARGES FOR SERVICES	25,805,700	17,780,719	-	(8,024,981)	69	18,011,138
FINES & FORFEITS	-	-	-	-	-	-
INVESTMENT EARNINGS	270,300	869,382	-	599,082	322	161,760
DEBT PROCEEDS	-	-	-	-	-	-
MISCELLANEOUS	7,200	146,547	-	139,347	2,035	13,877
<b>Total Revenues</b>	<b>\$ 26,083,200</b>	<b>\$ 18,796,648</b>	<b>\$ -</b>	<b>\$ (7,286,552)</b>	<b>72</b>	<b>\$ 18,186,774</b>
<b>Expenditures:</b>						
<b>By Category</b>						
PERSONAL SERVICES	\$ 5,204,735	\$ 3,601,849	\$ -	\$ 1,602,886	69	\$ 3,588,328
OPERATIONS & MAINT	7,752,200	5,187,975	355,805	2,208,419	72	5,721,425
CAPITAL	37,270,211	4,545,845	5,590,715	27,133,652	27	4,620,627
DEBT SERVICE	2,770,500	342,574	-	2,427,926	12	-
INTERFUND TRANSFERS	-	-	-	-	-	-
<b>Total Expenditures</b>	<b>\$ 52,997,645</b>	<b>\$ 13,678,243</b>	<b>\$ 5,946,520</b>	<b>\$ 33,372,883</b>	<b>37</b>	<b>\$ 13,930,381</b>

Totals and variances may contain rounding differences. Budget numbers include prior year encumbrances/commitments and approved budget adjustments.

# City of Billings

## PUBLIC WORKS-WASTEWATER FUND

For Period Ending 3/31/2019

For fiscal year 2019, Periods 1 - 9

	Total 2019 Amended Budget	YTD 2019 Actual	2019 Encumbrance	Variance	%	YTD 2018 Actual
<b>Revenues:</b>						
TAXES	\$ -	\$ -	\$ -	\$ -	-	\$ -
LICENSES & PERMITS	-	-	-	-	-	-
INTER-GOVERNMENTAL	-	-	-	-	-	-
CHARGES FOR SERVICES	19,540,410	17,146,636	-	(2,393,774)	88	12,893,952
FINES & FORFEITS	-	-	-	-	-	-
INVESTMENT EARNINGS	725,000	803,765	-	78,765	111	525,880
DEBT PROCEEDS	-	-	-	-	-	-
MISCELLANEOUS	-	2,514	-	2,514	100	5,233
Total Revenues	\$ 20,265,410	\$ 17,952,915	\$ -	\$ (2,312,495)	89	\$ 13,425,065
<b>Expenditures:</b>						
<b>By Category</b>						
PERSONAL SERVICES	\$ 4,135,937	\$ 2,754,518	\$ -	\$ 1,381,419	67	\$ 2,730,843
OPERATIONS & MAINT	5,077,111	3,357,494	324,984	1,394,633	73	3,164,361
CAPITAL	55,997,558	18,864,800	23,663,384	13,469,374	76	20,740,796
DEBT SERVICE	5,330,000	185,714	-	5,144,286	3	-
INTERFUND TRANSFERS	-	-	-	-	-	-
Total Expenditures	\$ 70,540,607	\$ 25,162,527	\$ 23,988,368	\$ 21,389,712	70	\$ 26,636,000

Totals and variances may contain rounding differences. Budget numbers include prior year encumbrances/commitments and approved budget adjustments.

# City of Billings

## PUBLIC WORKS-SOLID WASTE FUND

For Period Ending 3/31/2019

For fiscal year 2019, Periods 1 - 9

	Total 2019 Amended Budget	YTD 2019 Actual	2019 Encumbrance	Variance	%	YTD 2018 Actual
<b>Revenues:</b>						
TAXES	\$ -	\$ -	\$ -	\$ -	-	\$ -
LICENSES & PERMITS	-	-	-	-	-	-
INTER-GOVERNMENTAL	-	-	-	-	-	-
CHARGES FOR SERVICES	14,487,500	10,673,471	-	(3,814,029)	74	10,578,511
FINES & FORFEITS	-	-	-	-	-	-
INVESTMENT EARNINGS	184,000	181,043	-	(2,957)	98	65,630
DEBT PROCEEDS	18,000,000	21,990,000	-	3,990,000	122	-
MISCELLANEOUS	-	9,240	-	9,240	-	5,774
Total Revenues	\$ 32,671,500	\$ 32,853,754	\$ -	\$ 182,254	101	\$ 10,649,915
<b>Expenditures:</b>						
<b>By Category</b>						
PERSONAL SERVICES	\$ 5,264,147	\$ 3,907,992	\$ -	\$ 1,356,155	74	\$ 3,740,202
OPERATIONS & MAINT	5,025,633	3,548,424	251,023	1,226,185	76	3,982,170
CAPITAL	23,546,764	1,873,608	25,383,169	(3,710,013)	116	3,325,363
DEBT SERVICE	1,257,000	335,542	-	921,458	27	-
INTERFUND TRANSFERS	-	-	-	-	-	-
Total Expenditures	\$ 35,093,543	\$ 9,665,566	\$ 25,634,192	\$ (206,215)	101	\$ 11,047,734

Totals and variances may contain rounding differences. Budget numbers include prior year encumbrances/commitments and approved budget adjustments.

**City of Billings**  
**AIRPORT OPERATING FUND**

For Period Ending 3/31/2019

For fiscal year 2019, Periods 1 - 9

	<b>Total 2019 Amended Budget</b>	<b>YTD 2019 Actual</b>	<b>2019 Encumbrance</b>	<b>Variance</b>	<b>%</b>	<b>YTD 2018 Actual</b>
<b>Revenues:</b>						
TAXES	\$ -	\$ -	\$ -	\$ -	-	\$ -
LICENSES & PERMITS	-	-	-	-	-	-
INTER-GOVERNMENTAL	2,931,037	1,589,906	-	(1,341,131)	54	1,749,504
CHARGES FOR SERVICES	12,472,699	8,689,959	-	(3,782,740)	70	8,294,155
FINES & FORFEITS	-	-	-	-	-	-
INVESTMENT EARNINGS	219,680	189,108	-	(30,572)	86	46,833
DEBT PROCEEDS	-	-	-	-	-	-
MISCELLANEOUS	79,420	64,186	-	(15,234)	81	72,134
<b>Total Revenues</b>	<b>\$ 15,702,836</b>	<b>\$ 10,533,159</b>	<b>\$ -</b>	<b>\$ (5,169,677)</b>	<b>67</b>	<b>\$ 10,162,625</b>
<b>Expenditures:</b>						
<b>By Category</b>						
PERSONAL SERVICES	\$ 4,810,461	\$ 3,270,436	\$ -	\$ 1,540,025	68	\$ 3,143,395
OPERATIONS & MAINT	3,361,909	1,958,542	64,703	1,338,664	60	2,475,529
CAPITAL	8,457,017	4,526,452	4,089,209	(158,644)	102	2,067,862
DEBT SERVICE	1,596,980	229,513	-	1,367,467	14	266,485
INTERFUND TRANSFERS	-	-	-	-	-	-
<b>Total Expenditures</b>	<b>\$ 18,226,367</b>	<b>\$ 9,984,943</b>	<b>\$ 4,153,912</b>	<b>\$ 4,087,513</b>	<b>78</b>	<b>\$ 7,953,271</b>

Totals and variances may contain rounding differences. Budget numbers include prior year encumbrances/commitments and approved budget adjustments.

# City of Billings

## ALL FUND REVENUE & EXPENDITURE

For Period Ending 3/31/2019

For fiscal year 2019, Periods 1 - 9

		Total 2019 Amended Budget	YTD 2019 Actual	2019 Encumbrance	Variance	%	YTD 2018 Actual
<b>FUND:</b>							
<b>Non-Major Special Revenue Funds</b>							
GAS TAX FUND 2050	REV	\$ 5,087,490	\$ 1,430,565	\$ -	\$ (3,656,925)	28	\$ 3,070,451
GAS TAX FUND 2050	EXP	6,957,054	3,638,510	62,219	3,256,325	53	2,128,558
EOC 911 FUND 2250,2260	REV	1,038,000	841,943	-	(196,057)	81	862,163
EOC 911 FUND 2250,2260	EXP	1,381,901	1,127,048	43,617	211,236	85	3,417,906
COMMUNITY DEVELOP FUNDS 2650-2990	REV	1,710,215	1,228,360	-	(481,855)	72	990,200
COMMUNITY DEVELOP FUNDS 2650-2990	EXP	2,420,532	1,729,414	-	691,118	71	1,612,796
LIBRARY FUNDS 2600-2610	REV	3,680,151	2,593,301	-	(1,086,850)	70	2,121,039
LIBRARY FUNDS 2600-2610	EXP	3,750,310	2,488,927	-	1,261,383	66	2,429,584
STREET MAINT DISTRICT FUNDS 8010-8020	REV	8,737,600	5,491,209	-	(3,246,391)	63	5,316,218
STREET MAINT DISTRICT FUNDS 8010-8020	EXP	8,724,410	4,078,867	-	4,645,543	47	5,500,386
ROAD MAINTENANCE DISTRICT FUND 8060	REV	2,875	1,749	-	(1,126)	61	1,603
ROAD MAINTENANCE DISTRICT FUND 8060	EXP	112	81	-	31	72	13
LIGHT MAINTENANCE FUND 8100	REV	2,360,000	1,487,755	-	(872,246)	63	1,465,367
LIGHT MAINTENANCE FUND 8100	EXP	2,525,499	1,654,402	-	871,097	66	1,561,712
PARK MAINT DISTRICTS FUND 8720	REV	1,051,536	674,091	-	(377,445)	64	627,760
PARK MAINT DISTRICTS FUND 8720	EXP	1,078,102	614,810	-	463,292	57	677,580
PARK DISTRICT 1 8730	REV	2,016,000	1,190,743	-	(825,257)	59	1,244,469
PARK DISTRICT 1 8730	EXP	2,168,250	540,725	195,552	1,431,972	34	2,753,493

Totals and variances may contain rounding differences. Budget numbers include prior year encumbrances/commitments and approved budget adjustments.

STORM SEWER FUNDS 2070,8400	REV	4,375,452	2,689,842	-	(1,685,610)	61	2,534,471
STORM SEWER FUNDS 2070,8400	EXP	9,677,723	4,476,490	3,720,788	1,480,445	85	1,898,012
TAX INCREMENT FUNDS 1980-2030	REV	10,432,891	7,508,173	-	(2,924,718)	72	4,063,109
TAX INCREMENT FUNDS 1980-2030	EXP	16,381,416	8,221,138	1,153,313	7,006,965	57	4,117,028
PARKS PROGRAMS FUNDS 7690-7750	REV	184,160	211,571	-	27,411	115	84,330
PARKS PROGRAMS FUNDS 7690-7750	EXP	532,138	24,216	3,850	504,072	5	72,562
POLIC PROG 2490-2590,7080-7100,7170-7200	REV	999,445	598,751	-	(400,694)	60	400,436
POLIC PROG 2490-2590,7080-7100,7170-7200	EXP	1,130,226	745,365	1,446	383,415	66	591,959
CITY COUNTY PLANNING FUNDS 2380-2400	REV	1,607,463	1,107,331	-	(500,132)	69	872,008
CITY COUNTY PLANNING FUNDS 2380-2400	EXP	2,053,432	1,233,701	227,338	592,394	71	998,520
BUILDING INSPECTION FUND 2090	REV	1,206,850	1,329,931	-	123,081	110	1,147,709
BUILDING INSPECTION FUND 2090	EXP	1,989,941	1,372,273	-	617,668	69	1,294,505
STREET & TRAFFIC FUND 2110	REV	9,270,500	5,461,722	-	(3,808,778)	59	5,118,542
STREET & TRAFFIC FUND 2110	EXP	11,442,269	7,053,079	1,328,333	3,060,857	73	6,774,173
VICTIM WITNESS FUNDS 2410,2420,2430	REV	392,978	223,001	-	(169,977)	57	232,972
VICTIM WITNESS FUNDS 2410,2420,2430	EXP	401,503	218,491	-	183,012	54	222,117
FIRE/FEMA GRANT FUNDS 2190-2240	REV	6,675	46,708	-	40,033	700	51,402
FIRE/FEMA GRANT FUNDS 2190-2240	EXP	69,000	34,319	302,924	(268,243)	489	26,577
CEMETERY IMPROVEMENTS FUND 7020	REV	13,800	14,889	-	1,089	108	8,780
CEMETERY IMPROVEMENTS FUND 7020	EXP	45,000	18,500	7,500	19,000	58	9,800
BALL PARK REPAIR FUND 7670	REV	30,000	30,403	-	403	101	30,000
BALL PARK REPAIR FUND 7670	EXP	-	-	-	-	-	-
BALL PARK DOANTIONS FUND 7680	REV	64,200	87,227	-	23,027	136	61,982
BALL PARK DOANTIONS FUND 7680	EXP	101,501	80,812	717	19,972	80	549

Totals and variances may contain rounding differences. Budget numbers include prior year encumbrances/commitments and approved budget adjustments.

AN SHELTON DON FUNDS 7120-7130,7150-7160	REV	750	484	-	(266)	65	146
AN SHELTON DON FUNDS 7120-7130,7150-7160	EXP	6,000	-	-	6,000	-	-
AMEND PARK FUND 7580	REV	59,600	10,500	-	(49,100)	18	16,853
AMEND PARK FUND 7580	EXP	182,506	1,813	-	180,693	1	42
DOWNTOWN REVOLV LOAN FUND 7230	REV	246,600	166,532	-	(80,068)	68	218,455
DOWNTOWN REVOLV LOAN FUND 7230	EXP	408,833	231,274	-	177,559	57	505,221
ARTERIAL FEES FUND 8450	REV	4,255,000	2,604,472	-	(1,650,528)	61	2,472,624
ARTERIAL FEES FUND 8450	EXP	9,016,794	4,785,544	739,640	3,491,610	61	1,217,219
MUN COURT GR FUND 2450-2480,7370-7380	REV	463,225	272,126	-	(191,099)	59	173,599
MUN COURT GR FUND 2450-2480,7370-7380	EXP	438,879	292,204	-	146,675	67	240,823
<b>Non-Major Debt Service Funds</b>							
STORM SEWER BONDS 3350-3360	REV	1,017,100	235,828	-	(781,272)	23	237,896
STORM SEWER BONDS 3350-3360	EXP	1,014,478	1,011,753	-	2,725	100	1,005,457
PARKS-G.O. BONDS FUND 3110	REV	115,017	65,483	-	(49,534)	57	65,442
PARKS-G.O. BONDS FUND 3110	EXP	124,380	120,572	-	3,808	97	122,867
BALL PARK SERIES '15 REF 3120,3140-3150	REV	757,435	432,169	-	(325,266)	57	6,889,141
BALL PARK SERIES '15 REF 3120,3140-3150	EXP	754,568	755,264	-	(696)	100	14,181,521
STREET IMPROV-G.O. BOND FUND 3130	REV	375,343	213,411	-	(161,932)	57	193,551
STREET IMPROV-G.O. BOND FUND 3130	EXP	342,906	339,205	-	3,701	99	341,735
DEBT SERV FUNDS-SIDS 2300,8200-8340	REV	1,352,200	637,312	-	(714,888)	47	728,465
DEBT SERV FUNDS-SIDS 2300,8200-8340	EXP	1,526,000	759,852	-	766,148	50	3,475,578
DEBT SER SW FUNDS 8500-8690,8900-8990	REV	340,400	344,322	-	3,922	101	242,578
DEBT SER SW FUNDS 8500-8690,8800-8990	EXP	386,750	419,307	-	(32,557)	108	418,153
LIBRARY G.O. DEBT 3040	REV	1,205,444	817,350	-	(388,094)	68	814,191
LIBRARY G.O. DEBT 3040	EXP	1,214,951	1,213,520	-	1,431	100	1,214,783

Totals and variances may contain rounding differences. Budget numbers include prior year encumbrances/commitments and approved budget adjustments.

**Non-Major Capital Projects Funds**

URBAN RENEWAL PROPERTY FUND 4280	REV	440	811	-	371	184	279
URBAN RENEWAL PROPERTY FUND 4280	EXP	59,997	8,957	-	51,040	15	8,814
SIDEWALK CONSTRUCT FUNDS 4340-4490	REV	467,000	4,748	-	(462,252)	1	208,040
SIDEWALK CONSTRUCT FUNDS 4340-4490	EXP	1,555,320	1,163,229	24,555	367,537	76	134,027
SID CONSTRUCTION FUNDS 4500-4890	REV	1,137,500	1,636,983	-	499,483	144	938,445
SID CONSTRUCTION FUNDS 4500-4890	EXP	3,698,899	1,890,444	3,095	1,805,360	51	82,248
CAPITAL REPLACEMENT FUND 6400-6410	REV	1,611,796	1,091,071	-	(520,725)	68	1,314,775
CAPITAL REPLACEMENT FUND 6400-6410	EXP	2,202,656	1,910,051	23,220	269,385	88	144,432
DOG PARK CONSTRUCTION FUND 4990	REV	500	30	-	(470)	6	300
DOG PARK CONSTRUCTION FUND 4990	EXP	500	-	-	500	-	-
PARK CONSTRUCTION FUND	REV	2,460,000	2,000,000	-	(460,000)	81	1,503,005
PARK CONSTRUCTION FUND	EXP	2,467,802	144,762	231,101	2,091,940	15	1,188,181
<b>Enterprise Funds</b>							
PARKING GARAGE FUND 5210	REV	1,757,210	1,385,073	-	(372,137)	79	1,555,411
PARKING GARAGE FUND 5210	EXP	2,117,791	1,488,574	127,088	502,130	76	2,151,865
TRANSIT FUNDS 2040,4100-4120,5710-5720	REV	6,368,323	3,421,524	-	(2,946,799)	54	3,212,209
TRANSIT FUNDS 2040,4100-4120,5710-5720	EXP	6,980,555	4,119,491	137,637	2,723,427	61	4,293,405
<b>Internal Service Funds</b>							
FLEET SERVICES FUND 6010	REV	1,854,850	1,264,095	-	(590,755)	68	1,287,348
FLEET SERVICES FUND 6010	EXP	1,871,412	1,342,390	1,450	527,571	72	1,227,913
CENTRAL SERVICES FUND 6050	REV	100,380	83,675	-	(16,705)	83	83,190
CENTRAL SERVICES FUND 6060	EXP	86,250	61,329	-	24,921	71	85,670
TELEPHONE SYSTEM FUND 6060	REV	422,705	320,728	-	(101,977)	76	305,063
TELEPHONE SYSTEM FUND 6060	EXP	444,417	294,205	12,600	137,612	69	252,475
RADIO FUND 6070	REV	291,608	223,210	-	(68,398)	77	256,706
RADIO FUND 6070	EXP	274,537	208,829	24,169	41,538	85	394,566

Totals and variances may contain rounding differences. Budget numbers include prior year encumbrances/commitments and approved budget adjustments.

**Internal Service Funds (con't)**

INFORMATION TECHNOLOGY FUND 6200	REV	2,455,419	1,738,773	-	(716,646)	71	1,757,449
INFORMATION TECHNOLOGY FUND 6200	EXP	2,565,148	1,787,737	5,510	771,901	70	1,892,415
HEALTH INSURANCE FUND 6270	REV	13,116,600	9,916,940	-	(3,199,660)	76	9,826,239
HEALTH INSURANCE FUND 6270	EXP	13,518,848	8,614,061	10,000	4,894,787	64	8,712,769
PROPERTY INSURANCE FUND 6300	REV	1,539,938	1,527,732	-	(12,206)	99	2,096,976
PROPERTY INSURANCE FUND 6300	EXP	2,306,622	1,900,075	-	406,547	82	1,776,922
FACILITIES MANAGEMENT FUND 6500	REV	1,821,336	1,483,427	-	(337,909)	81	945,148
FACILITIES MANAGEMENT FUND 6500	EXP	2,122,544	857,061	29,109	1,236,374	42	1,239,149
PUBLIC WORKS ADMINISTRATION 6600	REV	1,460,639	1,097,190	-	(363,449)	75	954,421
PUBLIC WORKS ADMINISTRATION 6600	EXP	1,486,187	1,097,650	-	388,537	74	936,380
PUBLIC WORKS ENGINEERING FUND 6700	REV	3,089,118	2,016,406	-	(1,072,712)	65	1,579,838
PUBLIC WORKS ENGINEERING FUND 6700	EXP	2,895,998	2,079,612	-	816,386	72	2,014,462
<b>Permanent Fund</b>							
CEMETERY PERP TRUST FUNDS 7010,7030	REV	17,900	23,859	-	5,959	133	12,258
CEMETERY PERP TRUST FUNDS 7010,7030	EXP	5,600	2,022	-	3,578	36	-

Totals and variances may contain rounding differences. Budget numbers include prior year encumbrances/commitments and approved budget adjustments.

**CITY OF BILLINGS, MONTANA**  
**City Health Insurance Fund**  
**Statement of Cash Flows**  
**January 1 Thru March 31, 2019**

	<u>2019</u>	<u>2018</u>	<u>2017</u>
Beginning available cash balance, as of January 1, 2019	\$8,224,492	\$ 5,509,152	\$ 5,536,257
Revenue			
Employer contributions	\$2,282,990		
Employee contributions	579,588		
Interest	55,232		
Claim overpayment	7,413		
Stop loss-insurance revenue	-		
RX rebates	95,396		
Wellness committee	-		
Revenue from health insurance activities	<u>3,020,619</u>	<u>3,299,983</u>	<u>3,021,809</u>
Expenses			
Self-funded medical	1,825,348		
Self-funded RX	528,505		
Occu. Health - Nurse Visit	8,040		
Occu. Health - Flu Shot	40		
Health Incentives	-		
Biometric Program	20,000		
Fiduciary Liability Insurance	-		
Employee Assistance Program	-		
Affordable Care Act (ACA - Annual Fee)	-		
ACA admin	7,632		
Stop loss-insurance premium	211,219		
Claims administration	107,861		
Prescription administration	-		
Pre-cert./case management	18,328		
All other	<u>83,247</u> <sup>1</sup>		
Expenses from health insurance activities	<u>2,810,220</u>	<u>2,015,033</u>	<u>2,709,334</u>
Net cash provided (used) from health insurance activities:	210,399	1,284,950	312,475
Cash flow from other activities:			
Revenue			
Flex	\$ 161,675		
Dental	161,520		
Life Insurance	<u>31,714</u>		
Revenue from other activities	<u>354,909</u>	<u>333,153</u>	<u>410,489</u>
Expenses			
Flex claims-medical	143,703		
Flex claims-child care	17,972		
Flex admin	5,720		
HSA admin	3,917		
Dental claims	176,819		
Life insurance premiums	<u>31,832</u>		
Expenses from other activities	<u>379,963</u>	<u>341,256</u>	<u>412,351</u>
Net cash provided (used) from other activities:	(25,054)	(8,103)	(1,862)
Ending available cash balance, as of March 31, 2019	<u>\$8,409,837</u>	<u>\$ 6,785,999</u>	<u>\$ 5,846,870</u>

<sup>1</sup> All other includes consultant fees, charge for services, supplies, etc. Report is on a calendar year basis and not a fiscal year basis.

**COUNCIL INITIATIVES  
APPROVED SINCE FEBRUARY 4, 2019**

Date	Sponsor/Initiative	Action	Resolved	Assigned To
02/12/07	COUNCILMEMBER BREWSTER: Moved to direct Staff to begin buying right-of-way (ROW) for the Inner Belt Loop to be completed in five (5) years, and beginning with the next budget cycle. APPROVED.	Phase 1 (Wicks to Alkali Creek) is complete. Public Works evaluated alternative route in CIP Amendment, report made 11/7/16. Phase II funded through Gas Tax increase.	Phase I Completed. Complete – waiting for New Gas Tax funding	Dave Mumford
12/14/15	COUNCILMEMBER PITMAN: Directed staff to begin discussions regarding the right of way purchase with the Morledge family and to bring a recommendation back to Council at a later date, seconded by Councilmember Yakawich. APPROVED.	Public Works evaluated routes under CIP Amendment approved 4/11/16. Discussions complete with the State, waiting for funding.	Complete – waiting for New Gas Tax funding	Dave Mumford
2/8/16	COUNCILMEMBER SULLIVAN: Made a motion to instruct Public Works to lead the Police Department, downtown businesses and the Traffic Control Board to propose improvements to downtown intersections to increase pedestrian and vehicle safety; the group shall discuss and suggest improvements to signage, signals, enforcement and traffic flow and bring forth an implementable plan to Council, seconded by Councilmember Brewster. APPROVED.	The first meeting of the Project Advisory Committee for the Downtown Area Traffic Circulation and Safety Study has met twice in September and December 2018. Coordination also occurred with the OBSD Work Plan. The study is expected to finish in late spring 2019. Police has enforcement underway.	In Progress	Dave Mumford Wyeth Friday
2/8/16	COUNCILMEMBER SULLIVAN: Made a motion to review all ordinances over four years with the opportunity to fast track any ordinances to match citizen/council needs, seconded by Councilmember McFadden. APPROVED.	Departments are reviewing Municode comments, questions, and recommendations and adding those of their own.	In Progress	Brent Brooks Denise Bohlman
10/24/16	COUNCILMEMBER BREWSTER: Moved to direct staff to draft an ordinance for Council consideration concerning tree ownership to address damage to neighboring property owners, seconded by Councilmember Sullivan. APPROVED.	Memo by Assistant City Attorney Gina Dahl completed and emailed to Council. Memo may impact request for Ordinance.	Need Further Direction from Council	Dave Mumford Brent Brooks Mike Whitaker

Date	Sponsor/Initiative	Action	Resolved	Assigned To
11/14/16	COUNCILMEMBER FRIEDEL: Moved to direct staff to research placing on the next ballot changing the Charter to allow City Council to separate the legal department from administration to make the department independent of administration, seconded by Councilmember Brewster. APPROVED.	Was discussed at 9/5/17 work session. Pending direction from Council.	In Progress	Brent Brooks
07/24/17	COUNCILMEMBER CLARK: Moved to direct staff to provide Council with financing options for Centennial, Castle Rock and Optimist Parks toward completion of their projects at a work session prior to January pre-budgeting sessions, seconded by Councilmember Friedel. APPROVED.	\$2.46 million in FY19 budget for Phase I Centennial Park, currently in design and construction spring 2019. The FY19 budget also included amounts for improvements at Optimist Park. Additional phases and Centennial Park will be considered in future budget deliberations.	In Progress	Mike Whitaker Andy Zoeller
11/27/17	COUNCILMEMBER SULLIVAN: Directed staff to research developing an ordinance eliminating spas and massage parlors that contribute to human trafficking, seconded by Councilmember Yakawich. APPROVED.	Staff is currently reviewing ordinances from cities across the country and will prepare a draft ordinance using the best practices of these ordinances.	In Progress	Brent Brooks Rich St. John Wyeth Friday Andy Zoeller
12/10/18	COUNCILMEMBER YAKAWICH: Asked staff to solicit RFP's within the next six months, for building space to house the Administration, Finance, Planning and Public Works Departments and receive clarification from staff on how to proceed, seconded by Councilmember Cromley. APPROVED.	Staff is currently reviewing the Facilities Master Plan to provide updates.	In Progress	Chris Kukulski Kevin Iffland
2/25/19	COUNCILMEMBER YAKAWICH: Made an initiative to use \$15,000 from Council Contingency Funds for the USS Billings, seconded by Councilmember Cromley.	Funds distributed on March 13, 2019.	Complete	
3/11/19	COUNCILMEMBER YAKAWICH moved for Council and Mayor to send a letter of support to the Legislature for the LC1182, 406 Economic Impact Districts Bill introduced by Senator Roger Webb, seconded by Councilmember Cromley. APPROVED	Letter sent on 3/19/2019.	Complete	



# Major Projects Update

**April 15, 2019**

# Major Projects



Optimist Park  
Playground Equipment  
Replacement



# Major Projects, cont.

## Primrose Park Playground Replacement






# Major Projects, cont.

## Coulson Park Master Plan

Kickoff  
Meetings  
April 18 & 19



# Major Projects, cont.

## Rose Park Playground Equipment Replacement



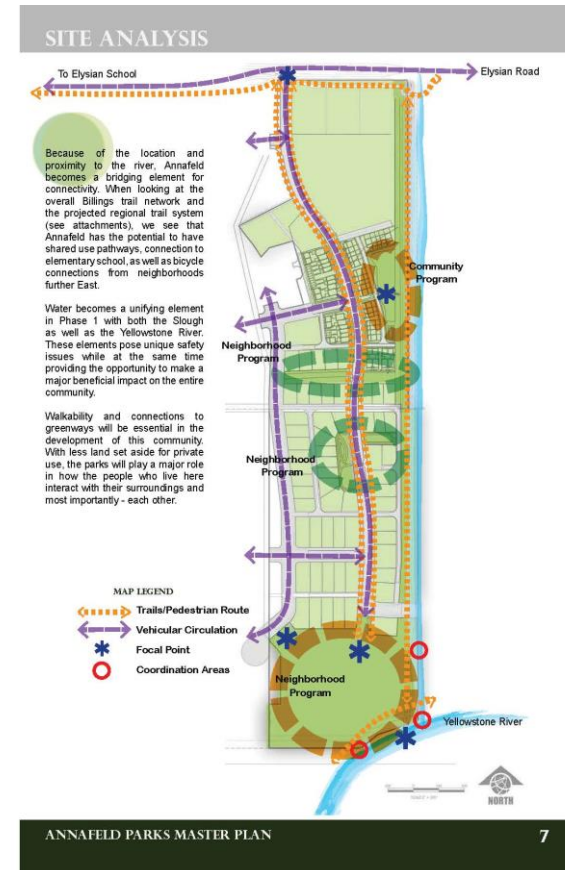
# Major Projects, cont.

## Rebuild Central Park Tennis Courts



# Major Projects, cont.

## Annafeld Subdivision Phase 1 Parks







# Code Enforcement Division

1st Quarter 2019 Report

2018 Highlights

Emerging Issues

Dirty Dozen Update


NICOLE CROMWELL, AICP  
ZONING COORDINATOR  
CODE ENFORCEMENT SUPERVISOR





# 1st Quarter 2019 Report

## 2018 Highlights



- ▶ **19** Properties released from the Dirty Dozen list
- ▶ **674** Owners failed to shovel snow off their sidewalks & **94** pushed snow from their driveway/parking lot into the street
- ▶ **1640** Owners failed to mow their lawns or lots
- ▶ **14%** Fewer complaints on RVs and Trailer violations
- ▶ **35%** Fewer cases of Graffiti Vandalism
- ▶ **10%** Increase in Clear Vision Violations and Shrubs/Trees Blocking Sidewalks



# 1st Quarter 2019 Report

## Emerging Issues

- ▶ **115** Complaints since Jan 1 of people living in RVs or Trailers
  - ▶ Property Owners renting back yards to people and families living in RVs
  - ▶ Possible causes: increased activity in Bakken; fewer affordable housing choices; homeowners in financial distress
- ▶ **6** weeks before the start of weed season receiving complaints
  - ▶ Above average moisture in Billings in 2019
  - ▶ High spring moisture = above average Nuisance Weed complaints
- ▶ **50% Fewer** Volunteers for Snow Buddies and more calls for assistance

# Dirty Dozen Update

- ▶ Locations off the list from the 4<sup>th</sup> Quarter of 2018:
  - ▶ #11 - 702 N 16<sup>th</sup> St
  - ▶ Case started in Oct 2018



Nov/Dec 2018



April 2019



# Dirty Dozen Update

- ▶ Locations coming off the list from the 4<sup>th</sup> Quarter of 2018:
  - ▶ #7 – 1936 Phoebe Dr
  - ▶ Case started in **May 2018**
  - ▶ Property being cleaned and put on market for sale



**April 2019**



**July 2018**

# The Dirty Dozen – #12

- ▶ 37 ½ 12<sup>th</sup> St West – new to Dirty Dozen list
  - ▶ Case started in April 2017 - 1 year, 9 months
  - ▶ 1 Lot = 3 dwellings – center structure burned in 1998
  - ▶ Burned structure was open to access until June 2017
  - ▶ Building now boarded 18 months



June 2017



# The Dirty Dozen – #11

- ▶ 1125 Rays Lane – new to Dirty Dozen list
  - ▶ Case started in Dec 2018
  - ▶ Open Storage & Junk Vehicles & Living in RV



Dec 2018



March 2019



# The Dirty Dozen – #10

- ▶ 3520 Cook Avenue – previous rank #9
  - ▶ Open Storage – case opened June 2018
  - ▶ Real Estate Trust – owner deceased 2016
  - ▶ Trustee is local law firm
  - ▶ Citation Issued – Hearing April 29 at 1 pm



20 Washington

# The Dirty Dozen – #9

- ▶ 20 Washington St & 46 Washington St – previous rank #7

- ▶ Dangerous Structures – Boarded Buildings

- ▶ 20 Washington – **Fire in 2001**

- ▶ Case opened **Oct 2016 – 2 years 3 months**
  - ▶ **Will serve cite by publication**

- ▶ 46 Washington – owner deceased **Dec 2015**

- ▶ No heirs – no probate – tax lien
  - ▶ Case opened **Sept 2016 – 2 years 4 months**
  - ▶ Attorney General – outlined procedure for escheat of real property – will work with AG to resolve ownership



46 Washington



# The Dirty Dozen – #8

- ▶ 818 S 29<sup>th</sup> St – Dangerous Structure – previous rank #6
  - ▶ Case Opened Sept 2017 – 1 year, 4 months
  - ▶ Owner refused several offers from buyers
  - ▶ Will serve citation by publication



# The Dirty Dozen – #7

- ▶ 115 Adams St – new to list
  - ▶ Open Storage & Junk Vehicles & Living in RV
  - ▶ Case Opened – **March 2019**



March  
2019



# The Dirty Dozen – #6

- ▶ 1015 McKenney Road – previous rank #4
  - ▶ Incomplete building – construction halted in 2007 – case opened June 2017
  - ▶ Owner failed to comply- Misdemeanor Citation Issued in June 2018
- ▶ Municipal Court Hearing July 25, 2018
  - ▶ Judge ordered owner to obtain building permit within 60 days – by Sept 19, 2018
  - ▶ Owner failed to obtain permit – Judge granted additional 60 days in Sept 2018
  - ▶ Status hearings: Nov 14, 2018; Dec 5, 2018 & Feb 6, 2019
  - ▶ No progress – owner failed to pay property taxes Nov 2018



# The Dirty Dozen – #5

- ▶ 816 N 25<sup>th</sup> St – new to list
  - ▶ Boarded Building – case opened **Nov 2017 – 1 year & 2 months**
  - ▶ Vacant for over 10 years
  - ▶ Attempting to assist
  - ▶ No activity to un-board & remodel – No activity to demolish



# The Dirty Dozen – #4

- ▶ 316 Miles Ave – new t list
  - ▶ Started construction w/o permit **2012**
  - ▶ Setback violations – Variance request denied **July 2016**
  - ▶ Public Nuisance case opened **Oct 2018**
  - ▶ New variance request or demolition permit



# The Dirty Dozen – #3

- ▶ 120 S 29<sup>th</sup> St – same rank as 3<sup>rd</sup> Quarter
  - ▶ Utilities shut off in 2013
  - ▶ Open Storage of Junk & Debris – Boarded Building - case opened Sept 2018
  - ▶ Trespassing and Transients



# The Dirty Dozen – #2

- ▶ **114 S 29<sup>th</sup> St (Jan 2017) & 118 S 29<sup>th</sup> St (Nov 2016)** – same rank as 3<sup>rd</sup> Quarter
  - ▶ Dangerous Structures & Open Storage – cases opened in 2016
  - ▶ Severe Impact on surrounding property
- ▶ **114 S 29<sup>th</sup> St - Civil Action Filed in Feb 2018**
  - ▶ **Jan 2019** - Waiting for Judge to Issue Trial Schedule
- ▶ Pending Civil Action on 118 S 29<sup>th</sup> St
- ▶ Nuisance has spread to 120 S 29<sup>th</sup> St



# The Dirty Dozen – # 1

- ▶ 4116 State Avenue – previous rank #1
  - ▶ Dangerous Structure – case opened Aug 2015 – 4 years & 5 months
  - ▶ Severe Impact on surrounding property
  - ▶ Fire damaged
  - ▶ Inadequate & Improper Boarding of Doors and Windows
  - ▶ Owner died without assigning heirs
  - ▶ Requested City Legal assistance – Feb 2017
  - ▶ Jan 2019 – Received some info from AG on proposed process to escheat the property to the state then offered for sale to close the estate



# Questions?



1st Quarter 2019 Reporting April 2019

Dirty Dozen rankings:	Rank last 1/4	General Location	Business/Compliance Issue	Owner	Current Status	CE Case initiated
Number 1	Number 1	4116 State Avenue	Boarded Structure	Estate of David G. Winfrey owner - deceased Jan 2015	Case in Legal for filing June 2017 - City Attorney Seeking Confirmation of Process from State Attorney General - Escheats of Property - MCA 70-1-203 - AG office has assigned attorneys	August 2015
Number 2	Number 2	114 & 118 S 29th Street	Dangerous Structures	Richard D. Wick owner - Billings MT	Search Warrant executed at 114 S 29 in Dec 2016 Complaint Filed Feb 2018 Waiting for Scheduling Order from Municipal Court on 114 S 29th 118 S 29th Issued MI Citation for Dangerous Structure and Junk vehicles	Nov 2016
Number 3	Number 3	120 S 29th St	Boarded Structure Open Storage of Junk/Debris	Jonathan Porta owner - Billings MT	Previous case for Dangerous Structure closed - house boarded Current case from BPD camping transients and junk in backyard	June 2017
Number 4	Number 4	316 Miles Ave	Incomplete Construction - Zoning Violation	Michael Mitzel - Billings MT	Awaiting response from owner - submit variance or demolition permit	Current Dec 2018 previous case 2012
Number 5	Number 5	816 N 25th St	Boarded Building	Vivian Young - Billings MT	Awaiting response from owner - submit building permit or demolition permit	Nov 2017
Number 6	Number 4	1015 McKenney Road	Abandoned Construction (started in 2007)	Bradley K Redlich owner - Billings MT	Judge extended time to obtain new Building Permit for 60 days (Sept 26 2018) - Judge extended time again from Sept 26 another 60 days (Nov 14, 2018)	June 2017
Number 7	New	115 Adams	Open Storage & Junk Vehicle & Living in RV	Tracy Webb	Cited 1 RV camper - working with owner to clean up	March 2019
Number 8	Number 6	818 S 29th St	Boarded Structure	Herbert D. Young owner - Stanwood, WA	Real Estate agent monitoring property - house & garage boarded	Sept 2017
Number 9	Number 7	20 & 46 Washington St	Dangerous Structures	20 Washington, Melvin Boyer owner - Billings MT 46 Washington, Estate of Quentin LaForge owner - deceased Dec 2015	20 Washington - CE Working with owner to complete demolition 46 Washington - Case in Legal for filing June 2017 - City Attorney Seeking Confirmation of Process from State Attorney General - Escheats of Property - MCA 70-1-203 AG office has assigned attorneys	20 Washington - Oct 2016 46 Washington - Sept 2016
Number 10	Number 8	3520 Cook Ave	Open Storage of Junk Debris	Estate of Lana L Favero owner - deceased 2016	Trying to connect with trust manager - Thompson Painter Law Offices - Trustee Cited - Appearance April 29, 2019 at 1 pm	June 2018
Number 11	New	1125 Rays Lane	Storage of Junk Vehicles & Debris & Living in RV	Thomas Krosch	Open Storage of Junk Vehicles and Junk	Dec 2018
Number 12	Number 12	37 1/2 S 12th St West	Boarded Building	John Swainson	Requesting demolition	June 2017