FY2020 Proposed Budget Overview

May 6, 2019

ALL FUNDS
SUMMARY OF REVENUES

FY 20		
$ 42,343,380	13%	TAXES
24,895,176	7%	SPECIAL ASSESSMENTS
3,724,213	1%	LICENSES & PERMITS
36,224,368	11%	INTER-GOVERNMENTAL
122,826,547	37%	CHARGES FOR SERVICE
1,765,765	1%	FINES & FORFEITS
2,574,485	1%	INVESTMENT EARNINGS
447,300	0%	DONATIONS / CONTRIBUTIONS
35,263,952	11%	INTERFUND TRANSFERS
61,712,300	19%	DEBT PROCEEDS
1,396,932	0%	MISCELLANEOUS
$ 333,174,418	100%	TOTAL

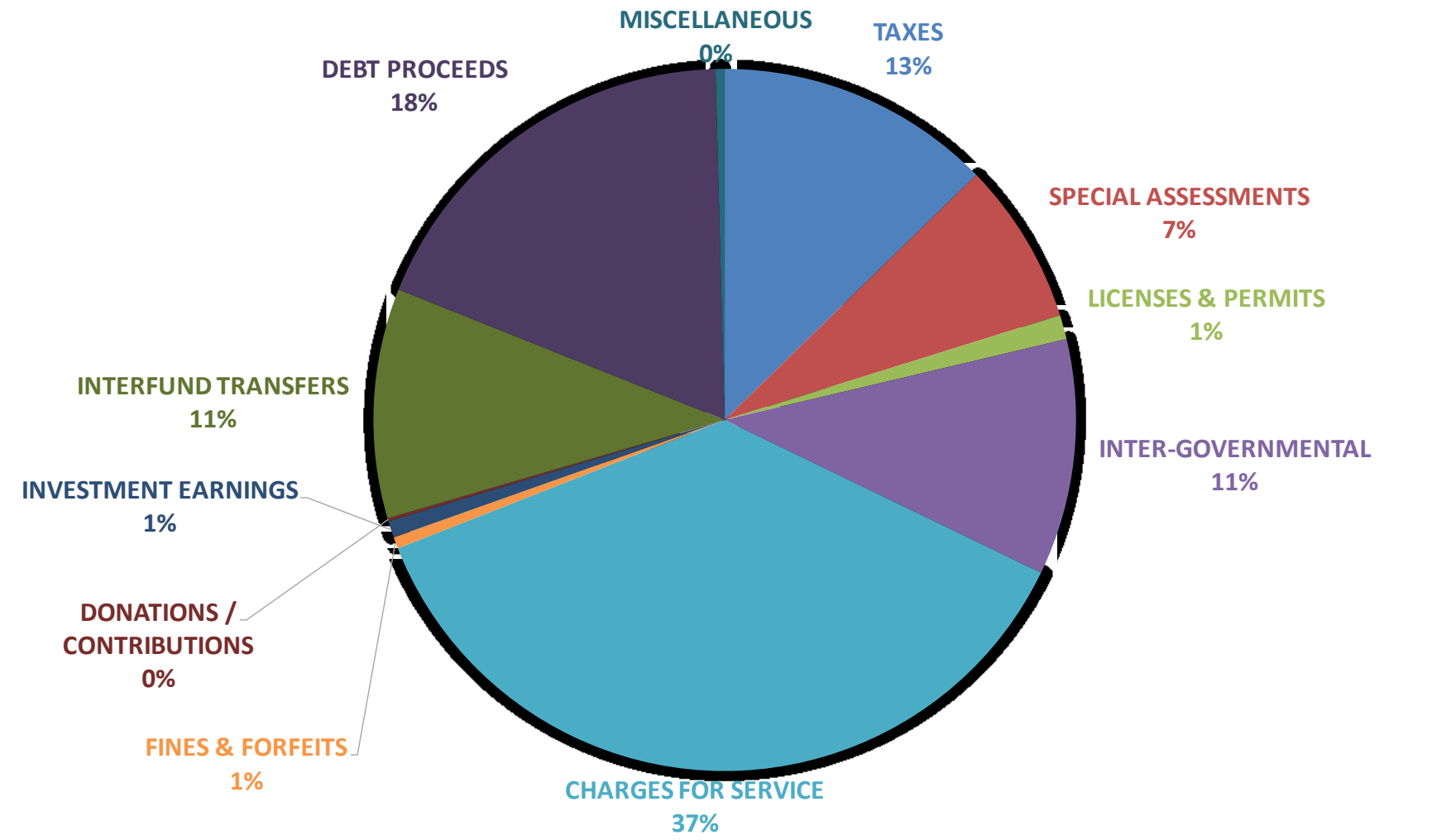

ALL FUNDS
SUMMARY OF EXPENDITURES

FY 20		
$ 91,855,322	24%	PERSONAL SERVICES
84,189,484	22%	OPERATION & MAINTENANCE
148,941,052	39%	CAPITAL
18,921,217	5%	DEBT SERVICE
35,263,952	9%	INTERFUND TRANSFERS
$ 379,171,027	100%	TOTAL

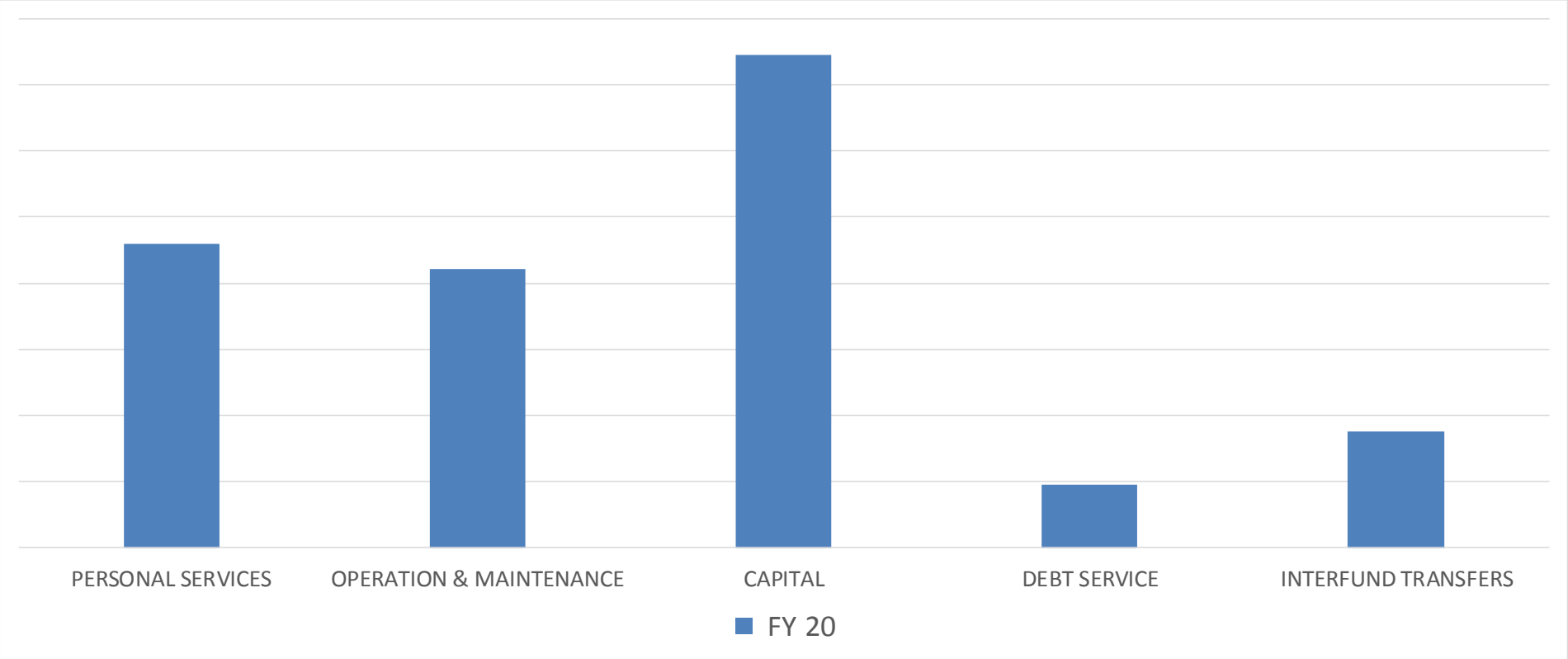

CITY BUDGET - ALL FUNDS
* EXCLUDING INTERFUND TRANSFERS

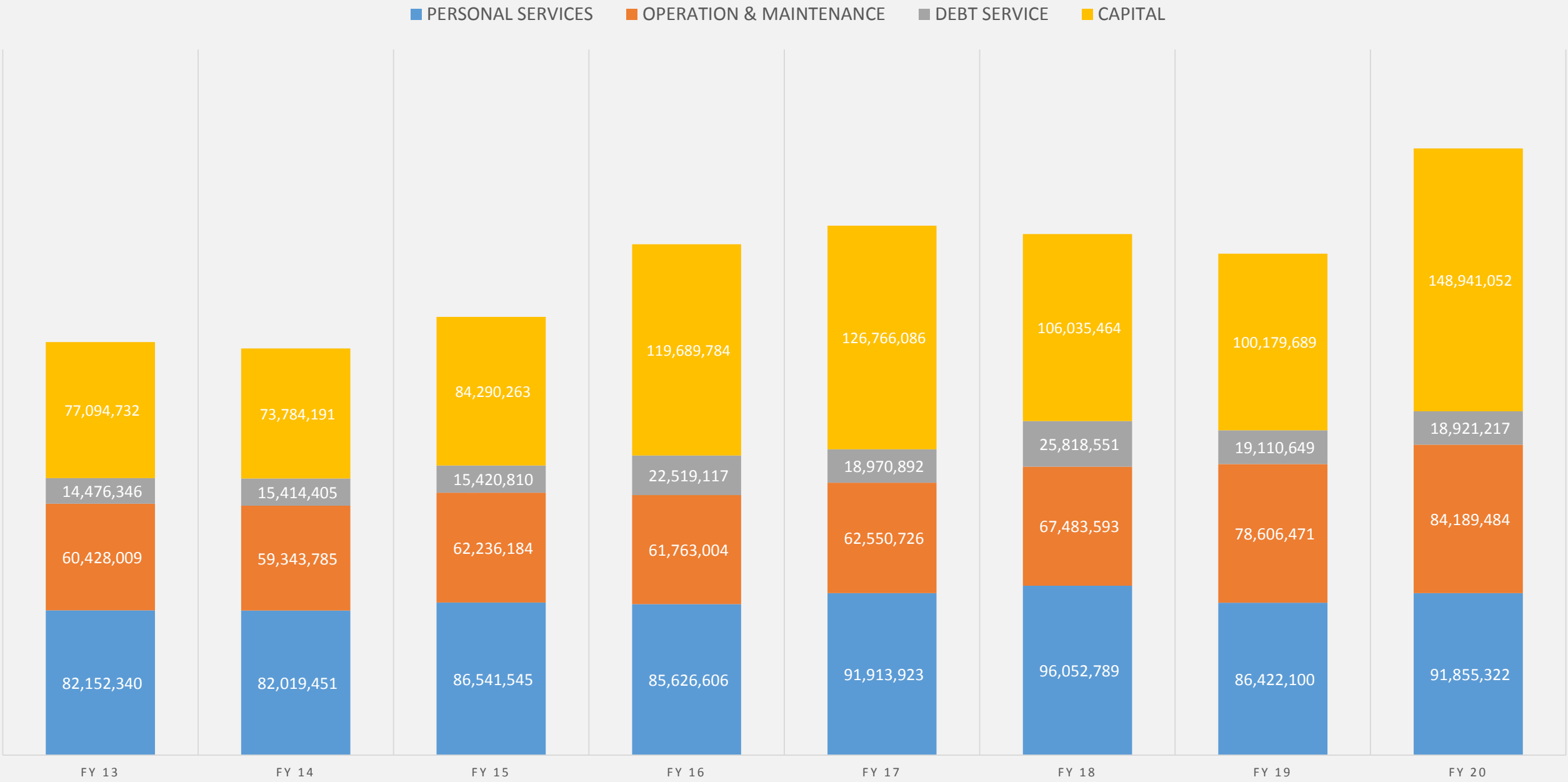

GENERAL FUND SUMMARY OF REVENUES

FY 20				FY 19
$ 17,202,088	47%	TAXES	46%	$ 16,790,920
2,191,863	6%	LICENSES & PERMITS	6%	2,146,291
11,704,794	32%	INTER-GOVERNMENTAL	32%	11,430,866
4,010,224	11%	CHARGES FOR SERVICE	11%	4,032,642
1,513,333	4%	FINES & FORFEITS	5%	1,656,203
290,000	1%	INVESTMENT EARNINGS	1%	217,000
6,600	0%	INTERFUND TRANSFERS	0%	6,600
-	0%	OTHER	0%	-
$ 36,918,902	100%	TOTAL	100%	$ 36,280,522

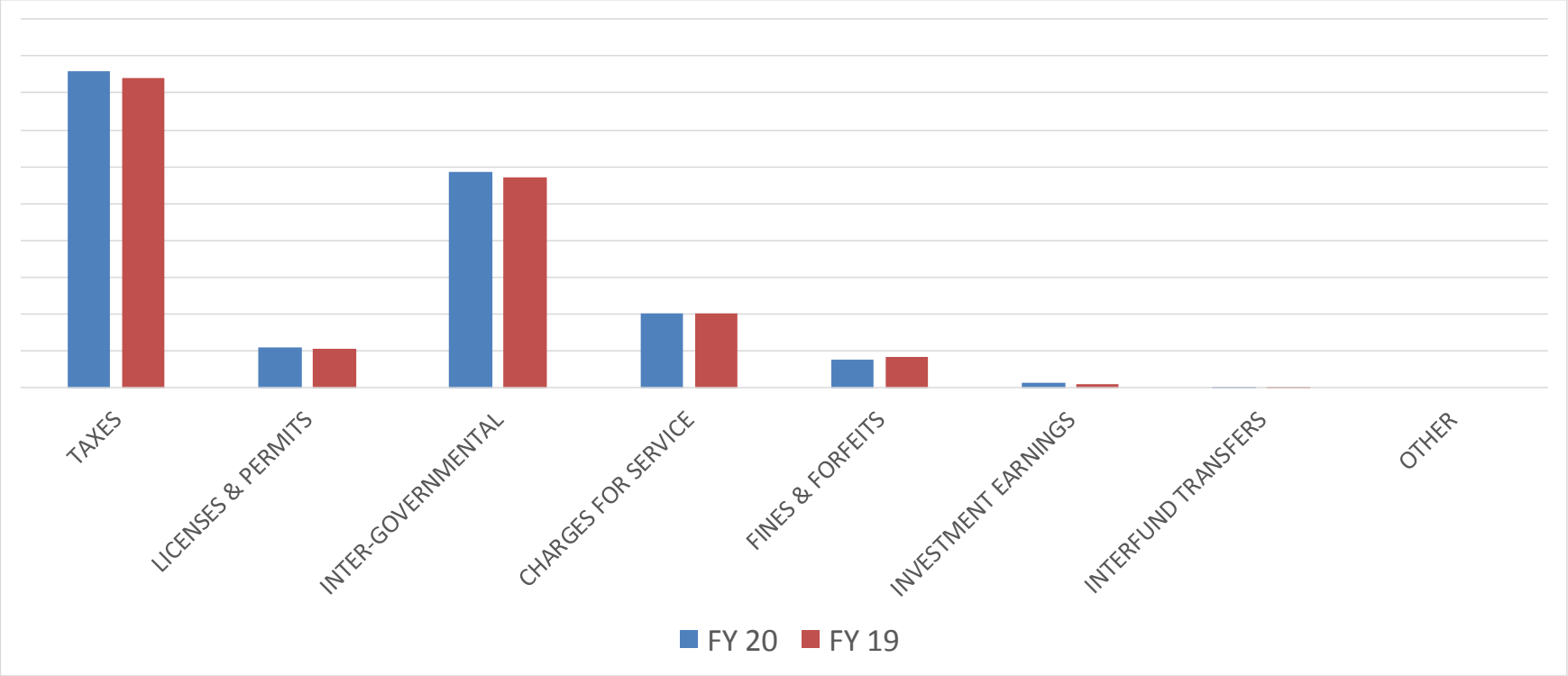

GENERAL FUND
SUMMARY OF EXPENDITURES

FY 20				FY 19
$ 9,125,224	21%	PERSONAL SERVICES	19%	$ 8,453,625
4,151,997	9%	OPERATION & MAINTENANCE	10%	4,382,532
24,500	0%	CAPITAL	0%	-
30,987,364	70%	INTERFUND TRANSFERS	71%	31,037,603
$ 44,289,085	100%	TOTAL	100%	$ 43,873,760

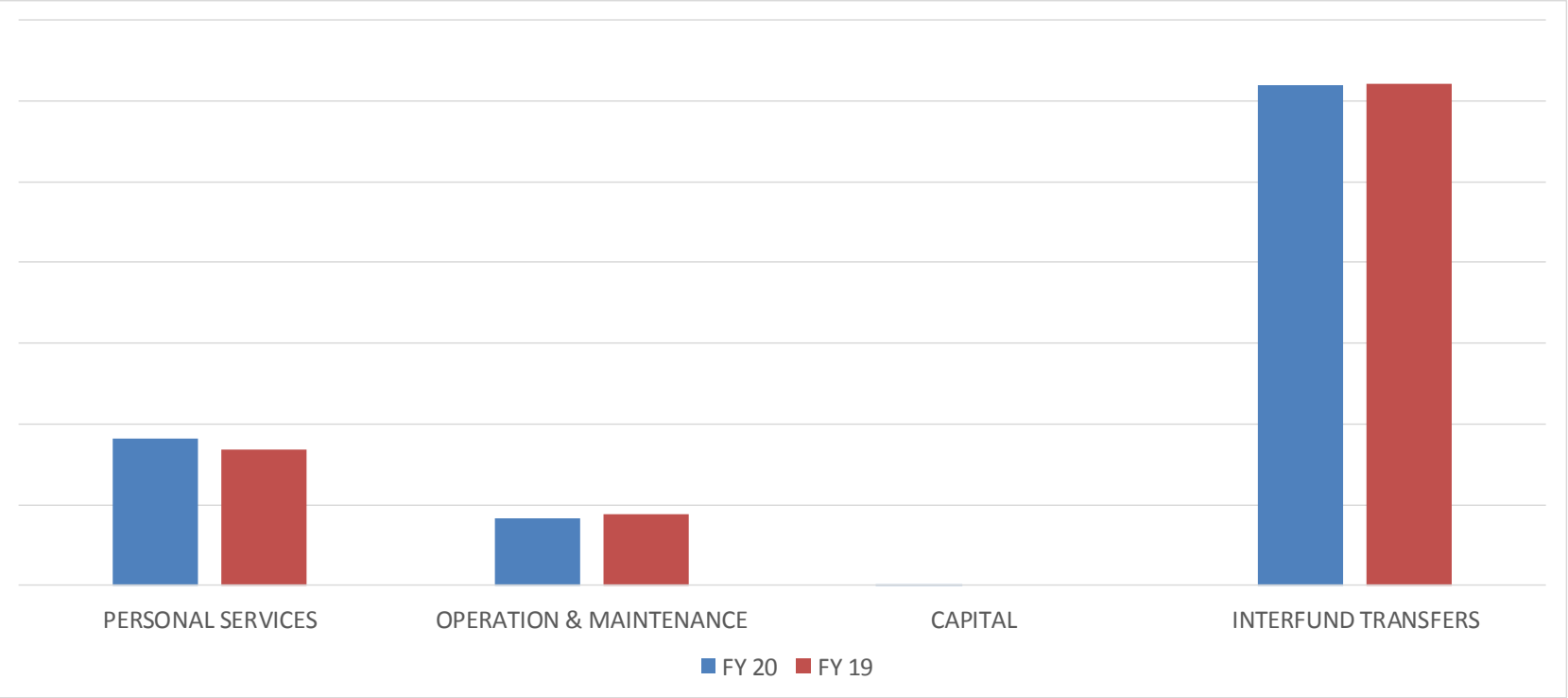

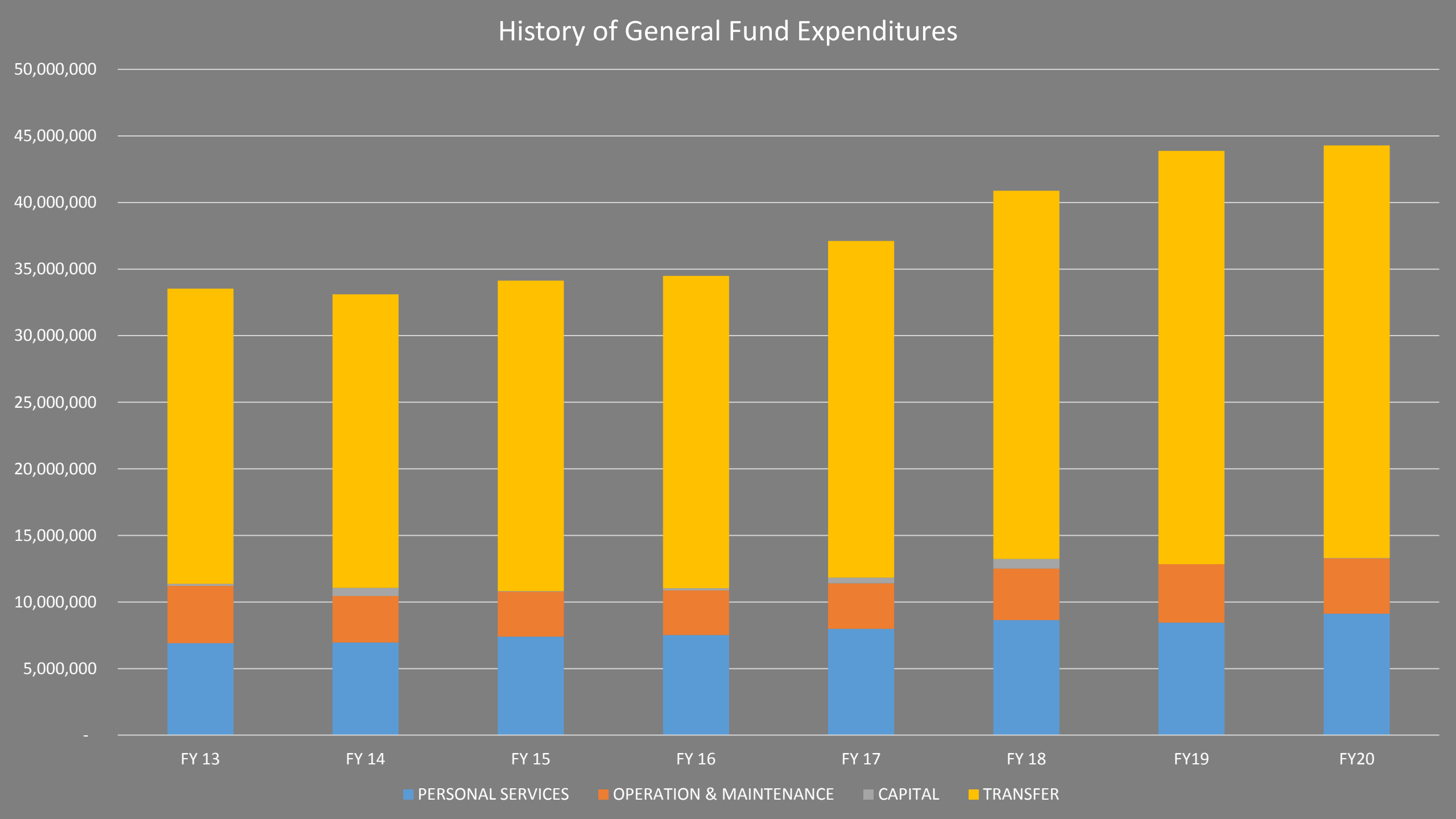
History of General Fund Expenditures
50,000,000
45,000,000
40,000,000
35,000,000
30,000,000
25,000,000
20,000,000
15,000,000
10,000,000
5,000,000
-
FY 13
FY 14
FY 15
FY 16
FY 17
FY 18
FY19
FY20
PERSONAL SERVICES
OPERATION & MAINTENANCE
CAPITAL
TRANSFER

General Fund By Department

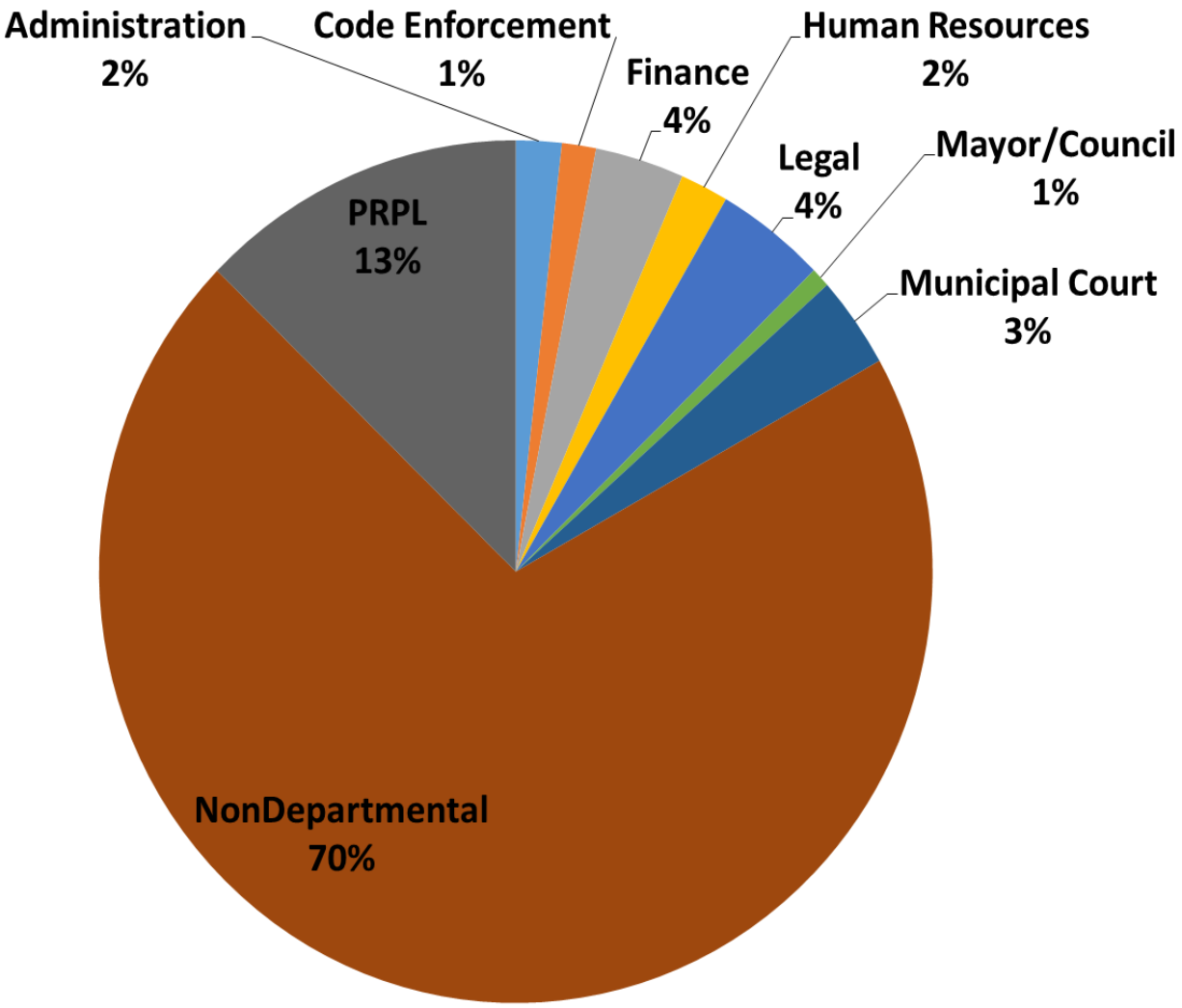

* NonDepartmental are transfers to Public Safety Fund and Library Fund

PUBLIC SAFETY FUND SUMMARY OF REVENUES

FY 20		
$ 13,044,663	26%	TAXES
28,500	0%	LICENSES & PERMITS
3,149,574	6%	INTER-GOVERNMENTAL
1,598,256	3%	CHARGES FOR SERVICE
2,400	0%	FINES & FORFEITS
700	0%	INVESTMENT EARNINGS
29,297,139	59%	INTERFUND TRANSFERS
2,849,478	6%	OTHER
$ 49,970,710	100%	TOTAL

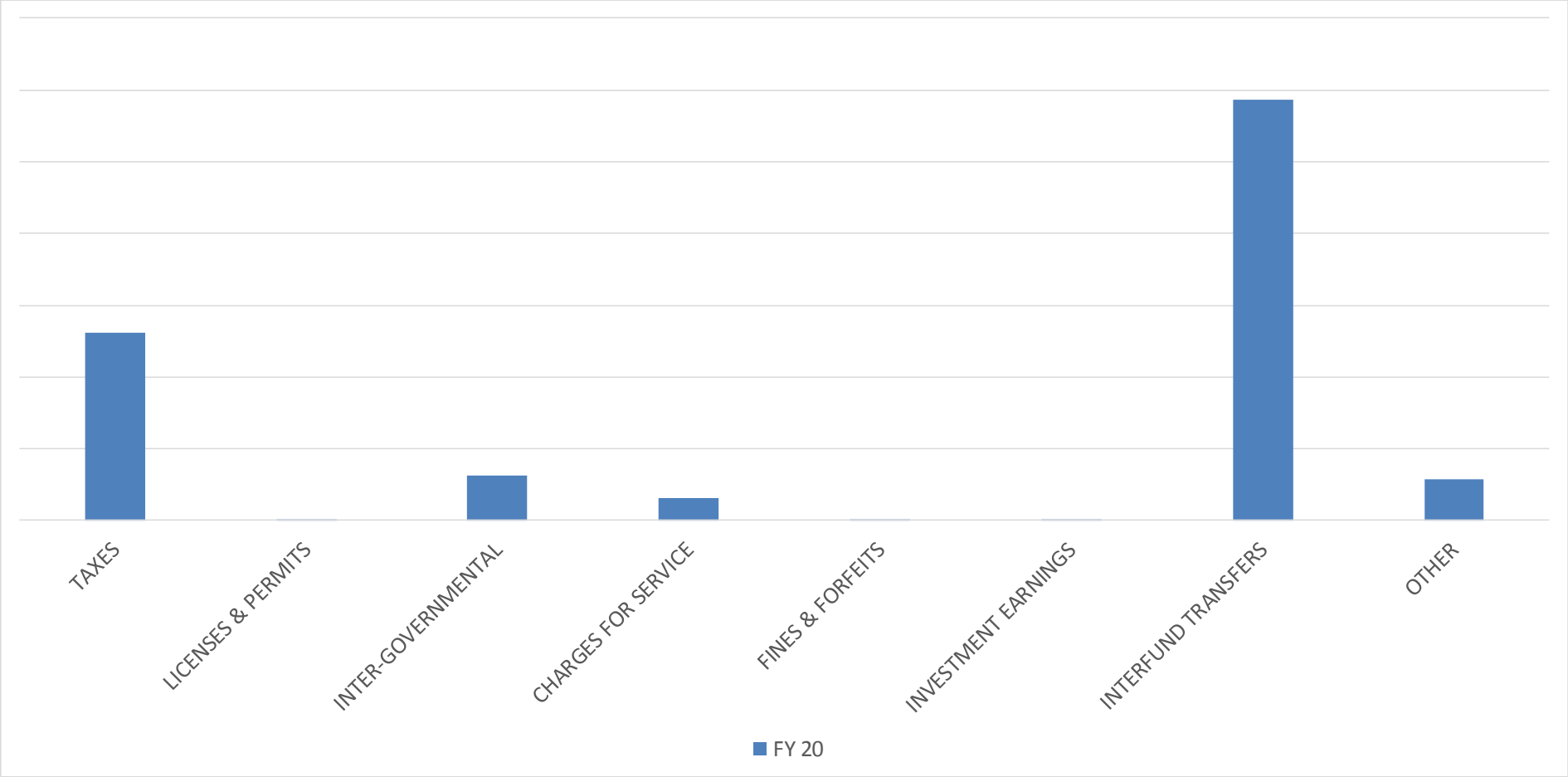

PUBLIC SAFETY FUND SUMMARY OF EXPENDITURES

FY 20			FY 19
$ 39,120,408	78%	PERSONAL SERVICES	81%	$ 36,243,588
$ 5,821,163	12%	OPERATION & MAINTENANCE	12%	$ 5,423,898
$ 3,612,000	7%	CAPITAL	3%	$ 1,464,000
$ 1,480,841	3%	INTERFUND TRANSFERS	3%	$ 1,387,562
$ 50,034,412	100%	TOTAL	100%	$ 44,519,048

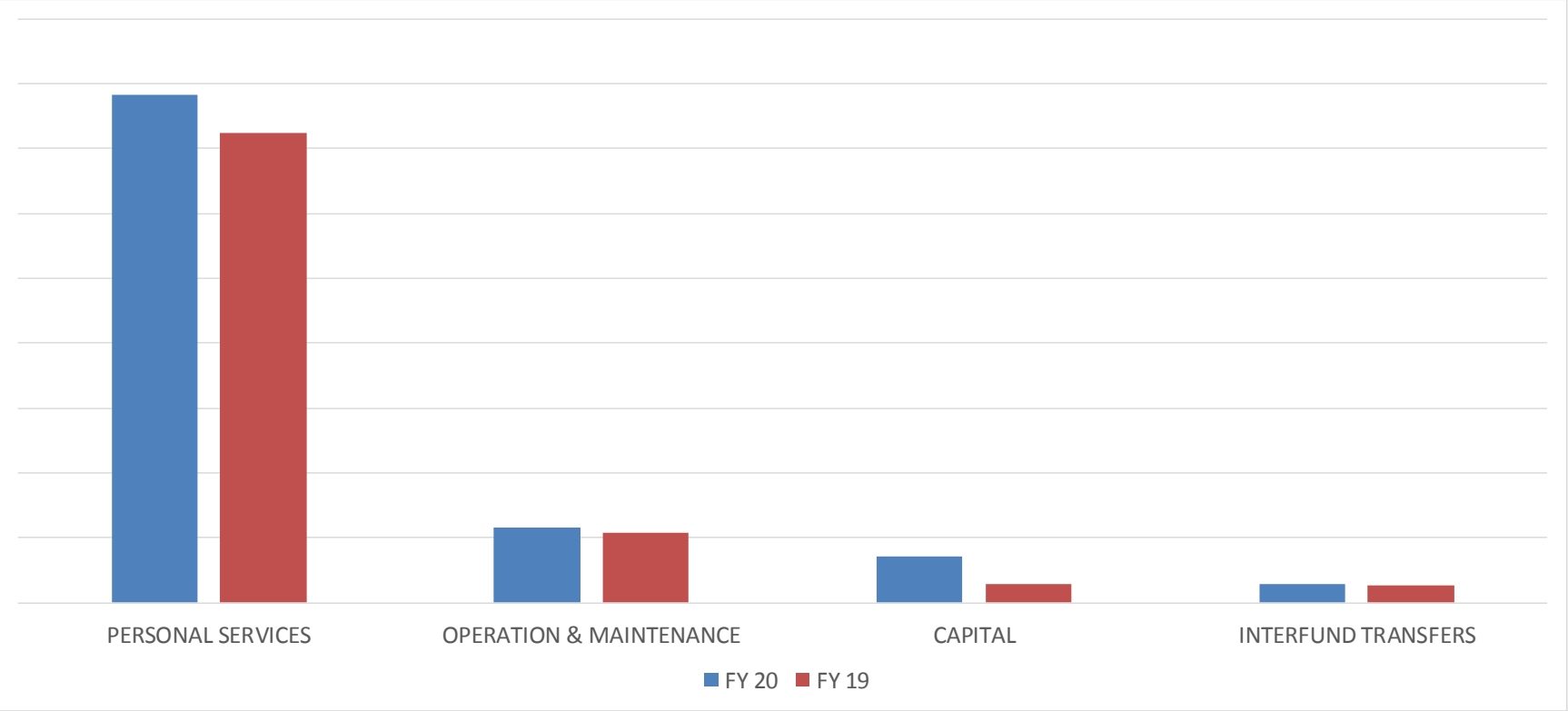

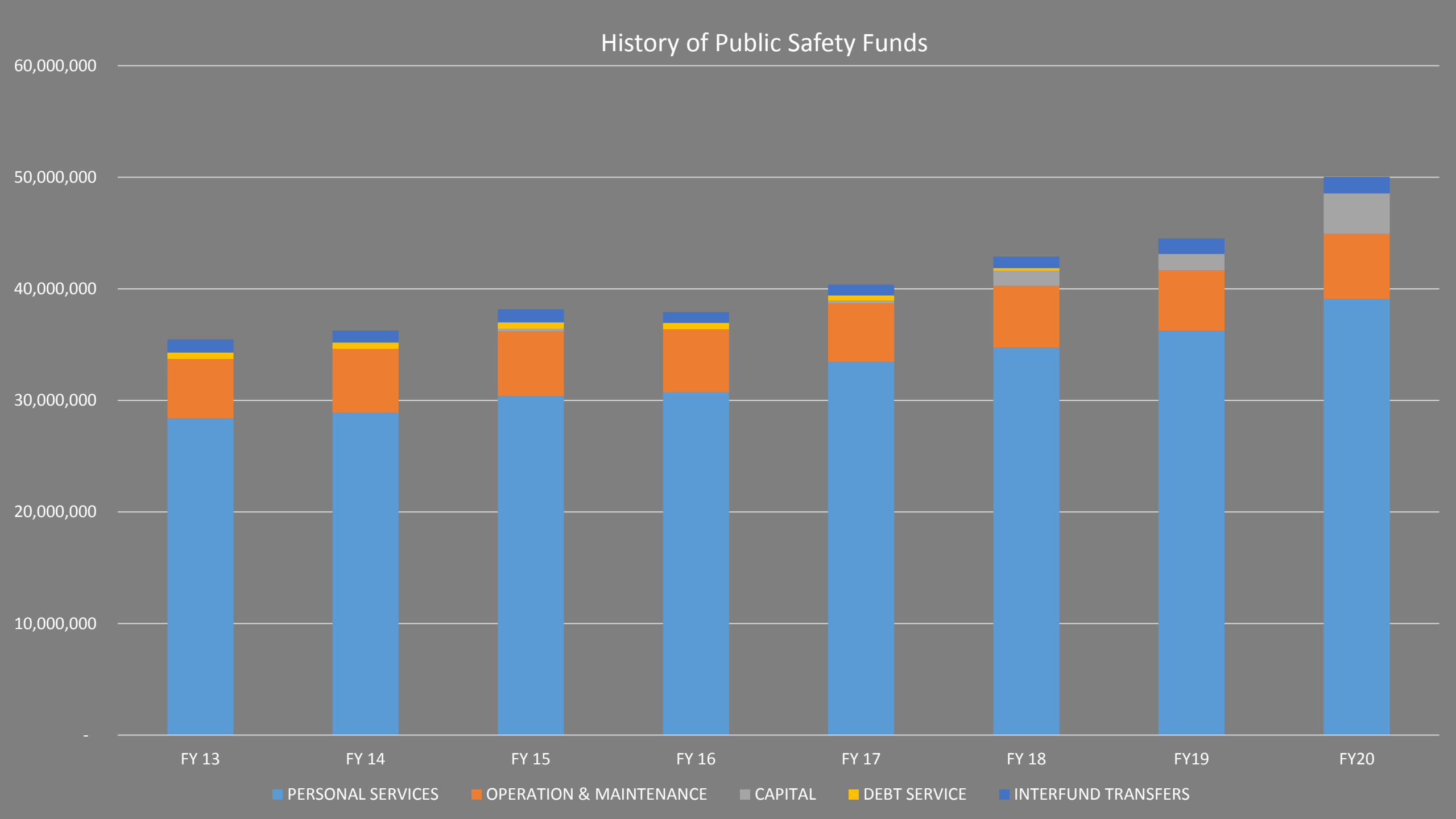
History of Public Safety Funds
60,000,000
50,000,000
40,000,000
30,000,000
20,000,000
10,000,000
-
FY 13
FY 14
FY 15
FY 16
FY 17
FY 18
FY19
FY20
PERSONAL SERVICES
OPERATION & MAINTENANCE
CAPITAL
DEBT SERVICE
INTERFUND TRANSFERS

General Fund & Public Safety Fund Combined

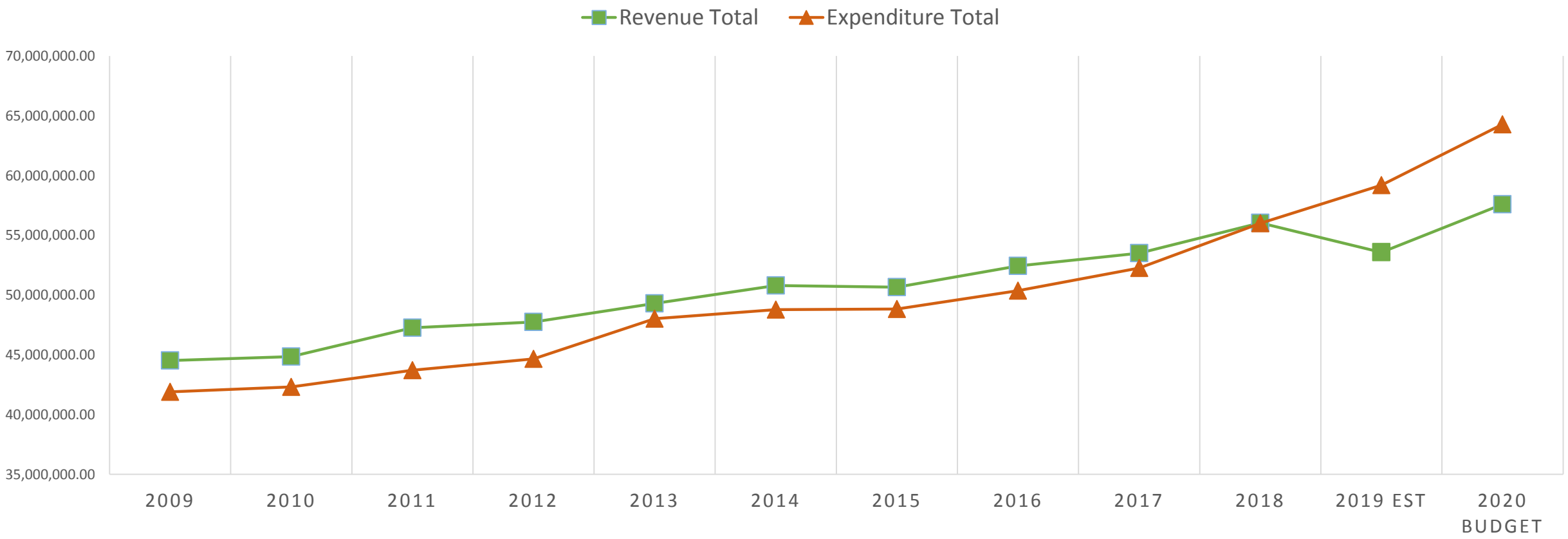

Certified Taxable Value Over Time

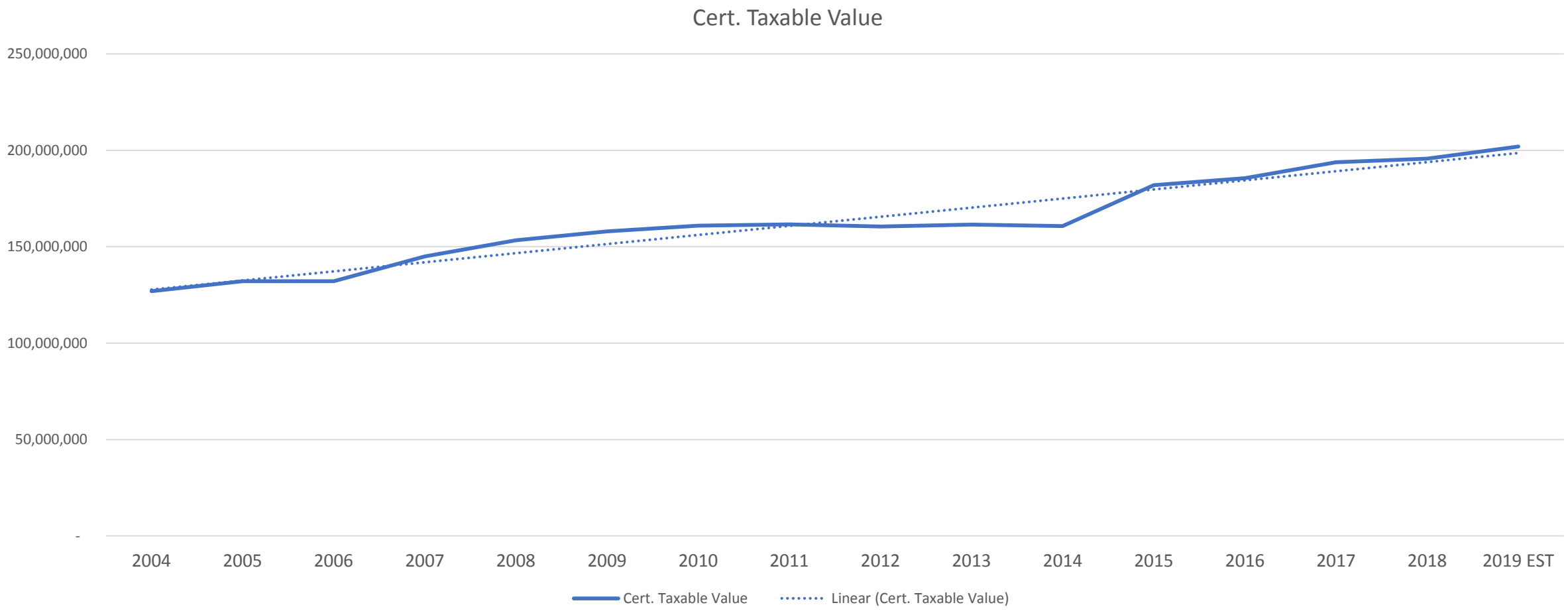

Public Safety Tax Revenue

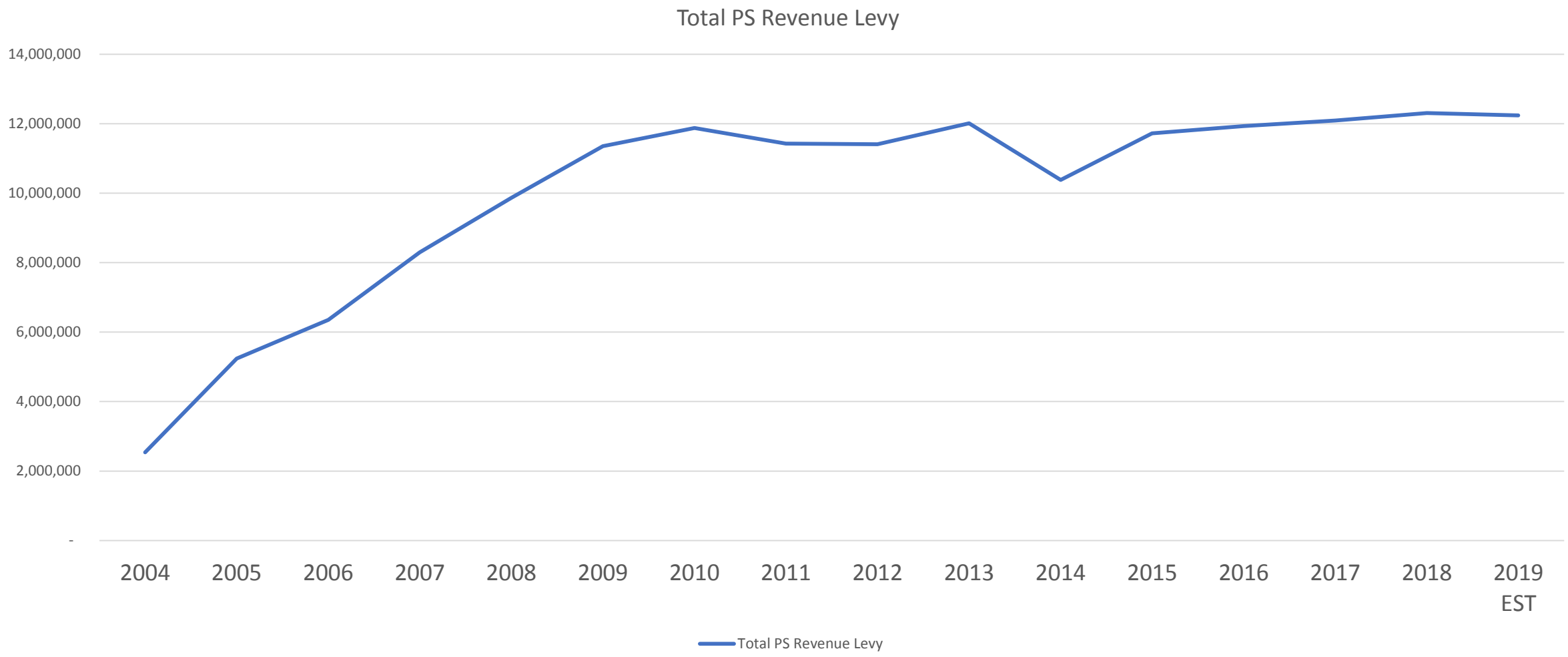

Revenues from the Federal Government

- $12.2 Million
- Planning
  - $855,500
- Airport & Transit
  - AIP Project $5.1 Million
  - Federal Transportation Grants $4.1 Million
- Police
  - Justice Assistance Grants, High Intensity Drug Trafficking, Homeland Security
    - $385,000
- CDBG/HOME Grants
  - $1.3 Million

Revenues from the State of Montana

- $20 Million in FY19
- State Grants
  - Police $70,000
  - Fire $24,000
  - Legal $88,000
  - Transit $272,000
- State Entitlement (HB 124, SB-372)
  - $15.8 Million
    - Vehicle Licenses, Aircraft Registration, Video Gaming Revenue, Coal Tax Apportionment, Beer, Liquor and Wine Tax, Corporate License Tax, Business Equipment Tax, and others
- Gas Tax
  - $3.9 Million
- 911 Charges
  - $1 Million

Local Revenue

- Real Property Taxes
  - $38.3 Million
    - General Fund $ 14.6 Million
    - Public Safety $ 12.2 Million
    - Tax Increment $ 5.9 Million
    - Transit $ 2 Million
    - Planning (County Tax) $ 490,000
    - Library $ 1 Million
    - General Obligation Debt $ 2.1 Million
- Personal Property & Motor Vehicle
  - $4 Million
- Special Assessments
  - $25 Million (Streets, Lights, Parks, etc.)
- Charges for Services
  - $123 Million (Water, Wastewater, BUFSA, Parking, Solid Waste, Recreation, etc)

Technology Improvements

- Free WiFi at the Airport
- City Website Redesign
- Parks Maintenance Tracking Software
- Time Clock Software
- Recreation Facility Reservation Software
- GIS Improvements
  - Additional staff member
  - Data input contractor

Protecting City Investments

- Billings Operations Center
  - Garage Environmental Sensors
  - Concrete Apron Repair and Replacement
  - Flooring
- City Hall
  - Flooring Replacement
  - Landscaping Improvements
  - Mechanical Control Upgrades
- Water
  - Billings Heights trunk water main assessment
- Parks Facilities
  - Community Center Flooring & Window Replacement
  - North Park Community Center Flooring
- Fire Stations
  - New Generators
  - Door Sensors and Operators
  - Repair/Replace Fuel Dispensing Systems
  - Concrete Repair

Encouraging Private Investment and Employment

- SBURA
  - Aquatics and Recreation Center
  - Hallowell Lane Improvements
  - King Avenue East Improvements
- Public Works Projects
  - Monad 19th/20th Street Intersection Improvements
  - 32nd St. West Improvements
- Aviation Terminal Expansion

City Staff

- 926 Positions
- Personal Services
  - Salaries and Wages, $57 Million
  - Retirement Benefits, $7.6 Million
  - Health Insurance Benefits, $9.6 Million

- City Workforce Stats
  - Average Age, 46 years old
  - Average Years of Service, 11 years
  - Turnover Rate, Average 82 Positions per year
  - 240 Females / 685 Males

FY20 Staffing Changes

Position Title	Department	FTE
Fire Protection Engineer	Fire	1.0
Communications Asst. Mgr	Fire/911	1.0
Admin Assistant 1	Fire	0.5
Asset Management Coordinator/CityWorks	Public Works	1.0
Landfill Maintenance Workers	Public Works	2.0
Wireless Network Technician	Public Works	1.0

Discussion Items not Currently Included in FY20 Proposed Budget

- Park District 1 CIP Projects
- Continuum of Care
- Lean Six Sigma

Tax Levy by District (FY2019)

School District 2
44.9%

City of Billings
22.8%

Yellowstone County
17.9%

State of Montana
15.4%

Base X Rate = Tax

- Billings market value $12,554,865,222
- Billings taxable value $195,725,000
- Billings mill value ($1/$1,000 value) $195,725
- 2018 Tax Levies

Co. school (trans. + retirement)	47.87
St. equalization	95.00
U. system	6.00
Vo-tech	1.50
SD 2	272.73
Schools subtotal (59% of total)	**423.10**
County	124.76
BSEDA	3.29
City of Billings (23% of total)	163.12
TOTAL MILLS	**714.27**

Taxes and Assessments (SD2, City, MT, County)

- $239,000 residential (class 4) property market value
- $3226.50 taxable value (base)
  - 1.35% of residential assessed value
  - 1.89% commercial
- Taxes and Assessments

Real Property tax	$2,304.95
Arterial	$ 49.82
Storm	$ 69.94
Street maint.	$ 120.78
PD 1	$ 32.32
Soil conserv.	$ 1.42
TOTAL	**$2,579.23**

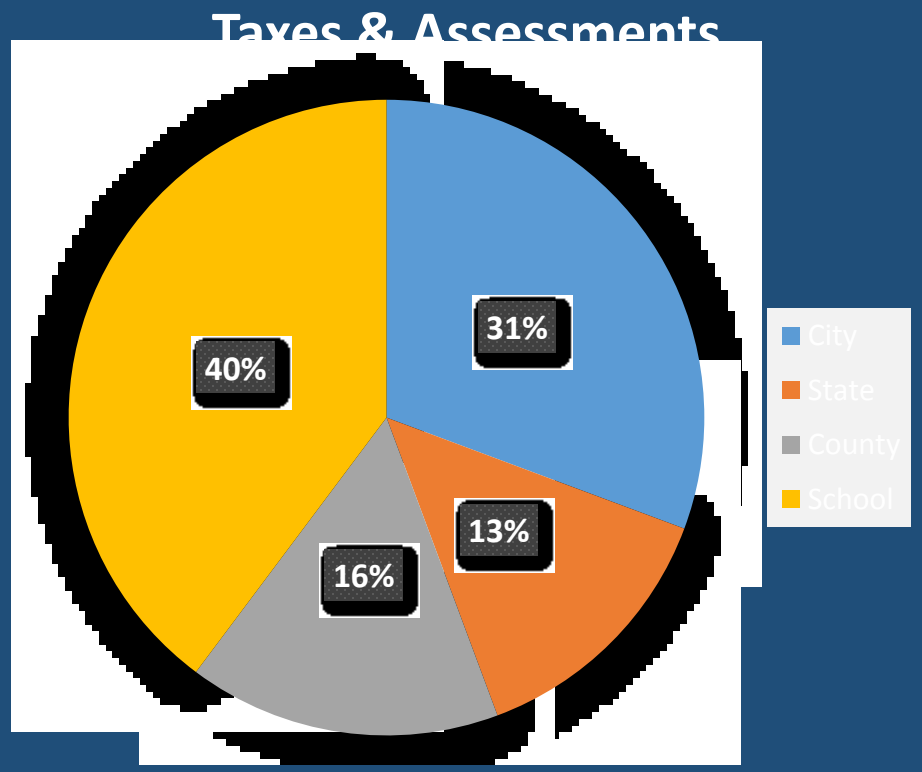

Property Tax Mill Levy

	FY19 Actual Mills	FY20 Est. Mills	Change	% Change	Impact on Typical Home
General Fund	74.00	74.00	-	-	-
Library	5.00	5.00	-	-	-
Transit	10.00	10.00	-	-	-
Public Safety 1 (1999)	20.00	20.00	-	-	-
Public Safety 2 (2004)	42.88	40.60	(2.28)	-5.32%	$ (7.36)
G.O. Debt					
Ballpark	3.96	3.85	(0.11)	-2.78%	$ (0.35)
Parks	0.60	0.58	(0.02)	-3.33%	$ (0.06)
Streets	1.96	1.85	(0.11)	-5.61%	$ (0.35)
Library	4.72	4.72	-	-	-
Total G.O. Debt Mills	11.24	11.00	(0.24)	-5.32%	$ (0.77)
TOTAL MILLS	**163.12**	**160.60**	**(2.52)**	**-1.54%**	**$ (8.13)**

Typical Billings Home Monthly Charges

	FY19 Adopted	FY20 Proposed	% Change	$ Change
City Property Taxes	43.86	43.18	-1.5%	(0.68)
Park District	2.69	2.66	-1.1%	(0.03)
Arterial Streets	4.15	4.28	3.0%	0.13
Storm Sewer	3.68	3.79	3.0%	0.11
Street Maintenance Districts	10.03	10.33	3.0%	0.30
Water	40.77	43.57	6.9%	2.80
Wastewater	27.02	27.80	2.9%	0.78
Total Monthly Charge	**132.20**	**135.62**	**2.6%**	**3.41**

* Solid Waste rate study is currently underway, proposed rate information will follow

Comparison To Other Cities

	Billings	Bozeman	Missoula	Great Falls	Helena	Kalispell
Certified Value	195,724,929	104,321,416	121,729,687	97,185,127	67,668,857	42,868,315
FY19 Mills	163.12	190.90	241.45	194.78	169.73	206.12
Tax Revenue	31,927,000	19,915,000	29,392,000	18,930,000	11,485,000	8,836,000
Tax on 100k Home	$ 220.21	$ 257.72	$ 325.96	$ 262.95	$ 229.14	$ 278.26

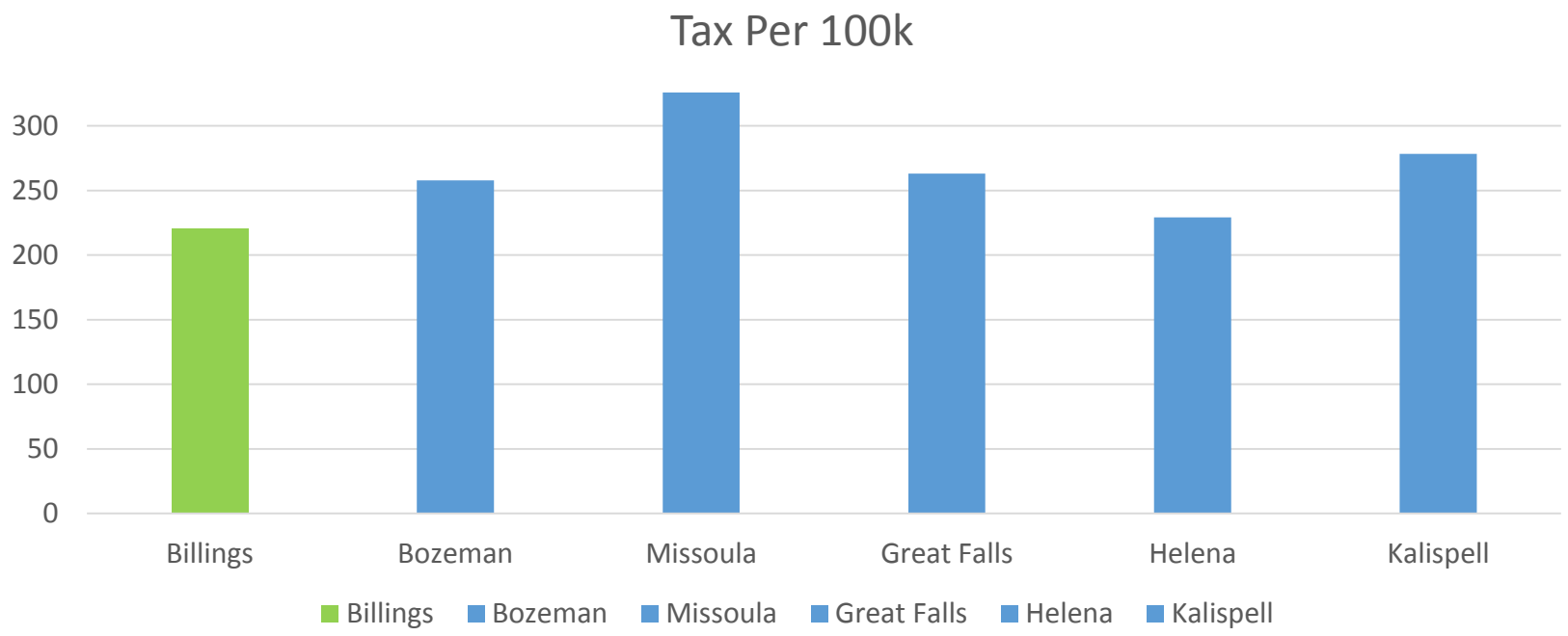

Thank You