



CITY OF
Billings

EQUIPMENT REPLACEMENT PLAN

Fiscal Year 2022

Table of Contents

- I. Equipment Replacement Plan
- II. Recommended FY22 Equipment Replacement Plan
 - a. Summary of FY22 Replacements
 - b. Worksheet with 20 Years of Replacement
- III. Funding Estimates
 - a. Governmental Funding Graph
- IV Supplemental Requests
 - a. Supplemental Request Summary
 - b. Supplemental Budget Requests

City Of Billings

Equipment Replacement Plan

- The City of Billings Equipment Replacement Plan identifies replacement and funding guidelines for vehicles and equipment with a useful life in excess of three years and a cost of \$5000 or more. Stationary equipment which is part of a facility Such as compressors, generators, air conditioners, etc. are exempt.
- On an annual basis the Equipment Replacement Committee will review vehicles and equipment scheduled for replacement, make required changes and submit recommendations for current or future replacements to the City Administrator.
- Equipment replacement guidelines are not intended to be an automatic replacement indicator. Guidelines are an indicator for consideration to recommend equipment for replacement. Because a piece of equipment is scheduled for replacement in a certain year, does not necessarily mean that it will automatically be replaced. Likewise, because a piece of equipment falls within the age and meter/miles guidelines does not necessarily mean that it will be recommended for replacement. Extended use options will be considered. Departments are required review and adjust replacement schedules annually, prior to committee review. Departmental review for replacement consideration include: Meter/Miles, Age, Usage, Condition, Cost, Obsolescence, Safety and Change of operations.
- The replacement plan will cover a 20-year time period and will be reviewed and updated annually. This would require many pieces of equipment to be replaced several times over the 20 years.
- Each piece of equipment will be assigned a replacement year, salvage value, and replacement cost.
- Salvage value is determined by past market analysis as a percentage of purchase price varied by equipment class. Average salvage values range from 15 to 20% of purchase price. Some exceptions will apply to obsolete, low demand, and high demand equipment.
- Estimated Replacement costs are determined by manufacturer average annual percentage increases ranging from 3 to 5%. Some exceptions will apply.
- Departments should ensure that replacement cost estimates are accurate. The amount entered in the Equipment Replacement Plan (ERP) must match the annual budget request amount. Budget amounts will be determined by taking total estimated replacement cost less estimated salvage value. Instances where the equipment is not traded in but sold through auction or other methods will be handled on a case by case basis. The affected department/division will work with

finance to determine the budget impact if any. Budget amendments if required will need Department Head and City Administrator approval prior to placing on the council agenda.

Any savings from purchase replacements will not be used to purchase other equipment.

- Any piece of equipment which has been approved for replacement must be disposed of unless otherwise approved by the committee for retention. It will be the respective department's responsibility to ensure that all replacement equipment is appropriately disposed of.
- Replacement funding is maintained by annual contributions for each piece of equipment based on the estimated life, salvage value and replacement cost. Internal Service and Enterprise funded equipment are excluded from the annual contribution funding process but are included in the replacement, cost projection and budgeting process of the program.
- The final plan document will total equipment by department, fund and replacement year including a grand total for all city funds.
- Departments requesting additional equipment or upgraded equipment replacements are required to obtain the additional funding through an **approved** Supplemental Budget Request submitted through the ERP committee.
 - *Example of "upgraded equipment"*: If a department presently has a compact car and wishes to replace it with a full size pickup, the replacement funding calculations are based on the replacement cost of the compact car. The additional cost for the pickup will require a Supplemental Budget Request Form to be submitted.
- Change requests after the final plan is submitted will likely be deferred to the next budget year. Any changes to the final plan, such as equipment purchases, transfers, retentions or other revisions must be reviewed by the committee, recommend by majority vote and then requested in writing and submitted to the City Administrator for approval.

EQUIPMENT REPLACEMENT GUIDELINES

<u>Class Code</u>	<u>Equipment Class</u>	<u>Years</u>	<u>Meter</u>
1001	Autos - General Use	10-12	80-110k
1002	Police Patrol Cars	5-7	80-110k
1003	Pickups and Light trucks	7-12	80-110k
1004	SUVs	7-12	80-110k
1005	Trucks over 1 ton	10-15	60-100k
1006	Dump trucks	10-15	60-100k mi/ 7-12k hrs
1007	Trucks Refuse	7-10	7-12k hrs
1008	Trucks Sewer Jet	7-12	7-12k hrs
1009	Trucks Ariel Bucket	7-10	7-10k hrs
1010	Trucks Sander/Dump	10-12	60-100k
1011	Trucks Fire Aerial ladder	15-20	N/A
1012	Trucks Fire/Pumper	15-20	N/A
1013	Trucks Fire/Rescue	15-20	N/A
1014	Bus MET	12	300-500k
1015	Bus Paratransit	5	80-100k
1016	Bus Misc	10-20	100-500k
1017	Dozers	3-6	8-10k hrs
1018	Tractors	10-20	5-15k hrs
1019	Loaders	10-20	7-10k hrs
1020	Backhoes	7-15	7-10k hrs
1021	Compactor Landfill	3-5	8-10k hrs
1022	Graders	10-20	7-12k hrs
1023	Rollers	10-20	5-8k hrs
1024	Pavers	15-20	5-7k hrs
1025	Misc Const Equipment	10-20	4-15k hrs
1026	Small Equipment	3-15	N/A
1027	Non Powered Equipment	7-20	N/A
1028	Forklifts	15-20	5-10k hrs
1029	Cushman & Enforcement Scooters	10-15	25-35k
1030	Snow Blowers	10-20	N/A
1031	Snow Plows	10-20	N/A
1032	Street Sweepers	7-10	7-12k hrs
1033	Pumps/generators	7-20	N/A
1034	Air Compressors	10-20	N/A
1035	Mowers/Riding	5-10	3-10k hrs
1036	Attachments/accessories	5-20	N/A
1037	Electronic equipment	3-20	N/A
1038	Computer equipment	3-20	N/A
1039	Furniture/office equipment	3-20	N/A
1040	Shop equipment/machines	3-20	N/A

FY22 EQUIPMENT REPLACEMENTS

Department	Unit.	Description	Grant Funding	City Funding	2,021
AIRPORT	1745	CHEVROLET C1500 PICKUP		29,455	29,455
AIRPORT	E170	WINDSOR FLOOR SCRUBBER		17,581	17,581
AIRPORT'S TOTAL				47,036	47,036
POLICE DEPT	1404	FORD INTERCEPTOR PATROL CAR		33,890	33,890
POLICE DEPT	1406	FORD INTERCEPTOR PATROL CAR		33,890	33,890
POLICE DEPT	1407	FORD INTERCEPTOR PATROL CAR		33,890	33,890
POLICE DEPT	1411	FORD INTERCEPTOR PATROL CAR		33,890	33,890
POLICE DEPT	1412	FORD INTERCEPTOR PATROL CAR		33,890	33,890
POLICE DEPT	1413	FORD INTERCEPTOR PATROL CAR		33,890	33,890
POLICE DEPT	1414	FORD INTERCEPTOR PATROL CAR		33,890	33,890
POLICE DEPT	1416	FORD INTERCEPTOR PATROL CAR		33,890	33,890
POLICE DEPT	1417	FORD INTERCEPTOR PATROL CAR		33,890	33,890
POLICE DEPT	1420	FORD INTERCEPTOR PATROL CAR		33,890	33,890
POLICE DEPT	1422	FORD INTERCEPTOR PATROL CAR		33,890	33,890
POLICE DEPT	1572	FORD INTERCEPTOR PATROL CAR		33,890	33,890
POLICE DEPT	1496	CHEVY MALIBU		29,762	29,762
POLICE DEPT'S TOTAL				436,444	436,444
PARKING	1962	GO-4 PARKING VEHICLE		26,443	26,443
PARKING'S TOTAL				26,443	26,443
FACILITIES	1076	JOHN DEERE LAWN MOWER		14,480	14,480
FACILITIES TOTAL				14,480	14,480
FIRE	4061	FIRE TRUCK SUTPHEN QUINT		1,088,430	1,088,430
FIRE'S TOTAL				1,088,430	1,088,430
FLEET	1038	FORD 3/4T W/UTILITY BOX		10,913	10,913
FLEET	1047	FORD 3/4T W/UTILITY BOX		10,557	10,557
FLEET'S TOTAL				21,470	21,470
ENGINEERING	1087	GMC SONOMA S-15 PICKUP		24,057	24,057
ENGINEERING'S TOTAL				24,057	24,057
SOLID WASTE	0038	FORD F250 2WD W/SERVICE BODY		12,120	12,120
SOLID WASTE	0141	AUTOCAR WATER TANKER		24,786	24,786
SOLID WASTE	0189	FREIGHTLINER ROLL OFF		188,159	188,159
SOLID WASTE	0190	FREIGHTLINER ROLL OFF		188,159	188,159
SOLID WASTE	0192	PTRBLT NEWAY FRONTLOAD		251,273	251,273
SOLID WASTE	0193	PTRBLT CURBTENDER SIDELOAD		295,947	295,947
SOLID WASTE	0195	AUTOCAR CNG HEIL SIDELOAD		299,008	299,008
SOLID WASTE	0261	CAT 836K COMPACTOR		781,536	781,536
SOLID WASTE'S TOTAL				2,040,989	2,040,989
STREET/TRAFFIC	1123	IHC AERIAL LIFT TRUCK		223,608	223,608
STREET/TRAFFIC	1170	FREIGHTLINER ROLL OFF TRUCK		216,166	216,166
STREET/TRAFFIC	1222	FREIGHTLINER DE-ICE UNIT		234,390	234,390
STREET/TRAFFIC	1227	FORD 3430 TRACTOR MOWER		24,378	24,378
STREET/TRAFFIC	1309	JOHN DEERE MOWER/BLOWER		43,255	43,255
STREET/TRAFFIC	1365	GRACO LINE LAZER		8,846	8,846
STREET/TRAFFIC'S TOTAL				750,645	750,645
MET TRANSIT	1866	FORD WINDSTAR VAN	46,395	11,599	57,994
MET TRANSIT'S TOTAL			46,395	11,599	57,994
PARKS	1026	FORD 1/2 TON PICKUP WHITE		36,220	36,220
PARKS	1603	FORD HI-CUBE VAN		5,560	5,560
PARKS	1611	CHEVY 1500 2WD PICKUP		24,891	24,891
PARKS	1614	FORD F250 PICKUP W/PLOW		43,170	43,170
PARKS	1620	JOHN DEERE Z997 RIDING MOWER		21,776	21,776
PARKS	1631	JOHN DEERE 5420 TRACTOR 2WD		50,127	50,127
PARKS	1687	TURF SWEEPER		37,389	37,389

FY22 EQUIPMENT REPLACEMENTS

Department	Unit.	Description	Grant Funding	City Funding	2,021
PARKS	1907	CHEVY 1T DUMP TRK W/PLOW		46,064	46,064
PARK DEPT'S TOTAL				265,199	265,199
PW BELKNAP	7312	KUBOTA FRONT DECK MOWER		26,250	26,250
PW BELKNAP	7360	TOYOTA FORKLIFT		52,653	52,653
PW BELKNAP	7365	FORD F450XL 1 TON FLATBED		55,764	55,764
PW BELKNAP	7409	FORD F250 EXT CAB W/SRVCE BODY/PICKUP		30,960	30,960
PW BELKNAP	7412	FORD F250 W/SERVICE BODY		31,889	31,889
PW BELKNAP	7842	TOYOTA FORKLIFT		40,802	40,802
PW BELKNAP'S TOTAL				238,318	238,318
Total Plan Replacements			46,395	4,965,108	5,011,503

SUPPLEMENTAL REQUESTS

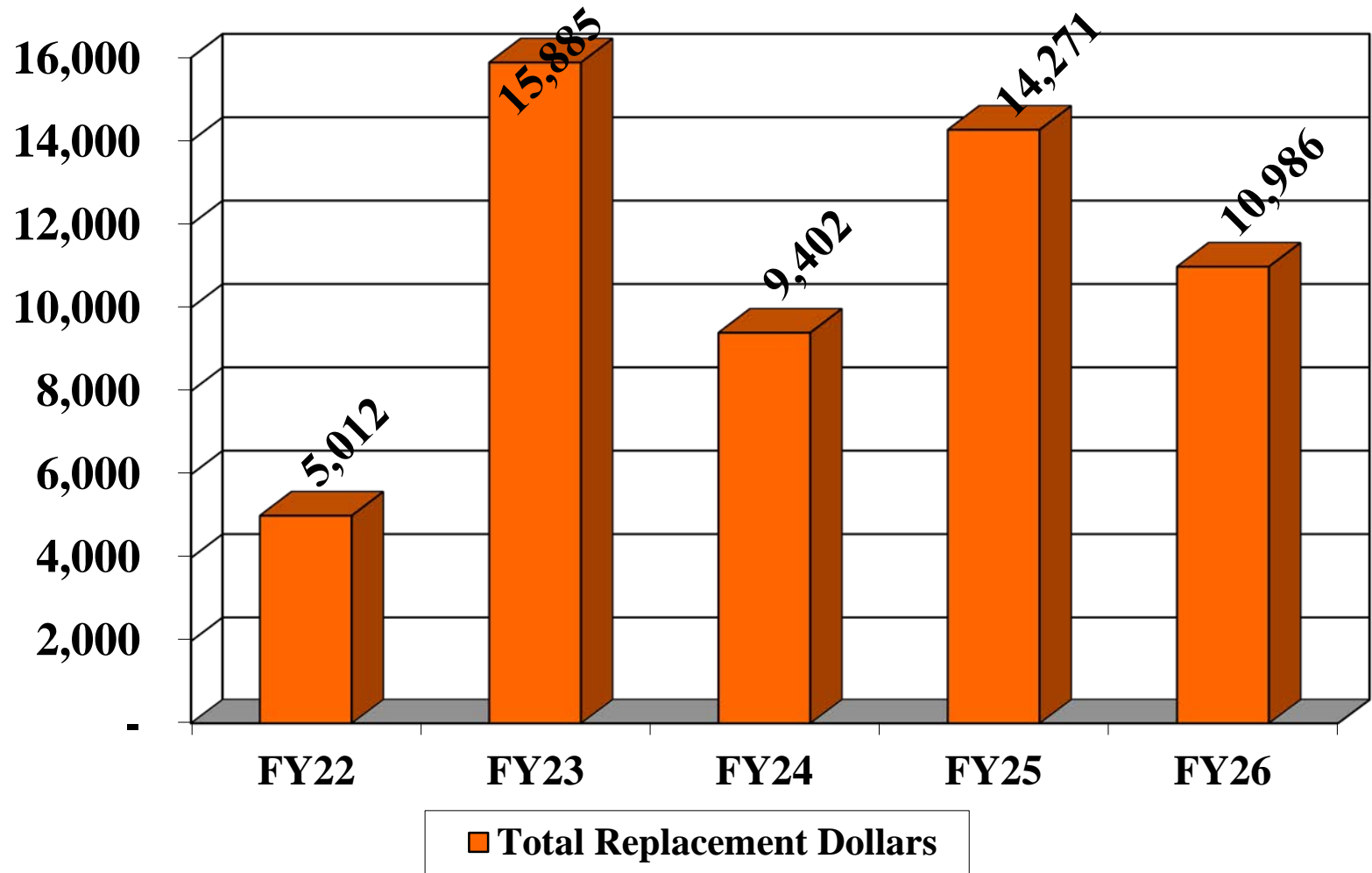
MET TRANSIT	ADD	ADDITIONAL SUPPORT VEHICLE	50,000		50,000
POLICE DEPT	1404	TRANSITION TO SUV PATROL VEHICLES		3,000	3,000
POLICE DEPT	1406	TRANSITION TO SUV PATROL VEHICLES		3,000	3,000
POLICE DEPT	1407	TRANSITION TO SUV PATROL VEHICLES		3,000	3,000
POLICE DEPT	1411	TRANSITION TO SUV PATROL VEHICLES		3,000	3,000
POLICE DEPT	1412	TRANSITION TO SUV PATROL VEHICLES		3,000	3,000
POLICE DEPT	1413	TRANSITION TO SUV PATROL VEHICLES		3,000	3,000
POLICE DEPT	1414	TRANSITION TO SUV PATROL VEHICLES		3,000	3,000
POLICE DEPT	1416	TRANSITION TO SUV PATROL VEHICLES		3,000	3,000
POLICE DEPT	1417	TRANSITION TO SUV PATROL VEHICLES		3,000	3,000
POLICE DEPT	1420	TRANSITION TO SUV PATROL VEHICLES		3,000	3,000
POLICE DEPT	1422	TRANSITION TO SUV PATROL VEHICLES		3,000	3,000
POLICE DEPT	1572	TRANSITION TO SUV PATROL VEHICLES		3,000	3,000
POLICE DEPT	7842	TRANSFER FORKLIFT FROM PW		8,000	8,000
STREET/TRAFFIC	1127	UPGRADE MOWER TRACTOR		61,622	61,622
STREET/TRAFFIC	ADD	MINI EXCAVATOR		80,000	80,000
PARKS	4079	TRANSFER VEHICLE FROM FIRE		6,950	6,950
PARKS		RETAIN TWO RETIRED POLICE VEHICLES		600	600
SUPPLEMENTAL REQUESTS TOTAL			50,000	193,172	243,172
RECOMMENDED REPLACEMENTS GRAND TOTAL			96,395	5,158,280	5,254,675

Transfer Requests

7842, 2000 Toyota Forklift from PUD to Police
 7409, 2011 Ford F250 from PUD to Fleet to replace 1038
 7412, 2010 Ford F250 from PUD to Fleet to replace 1047
 1170, 2012 Freightliner Roll Off Truck from Street to Solid Waste to replace 0141
 1309, 2009 JD Mower/Blower from Street to Facilities to replace 1076
 4079, 2007, Chevy Suburban from Fire to Parks

Equipment Replacement Plan

FY22-FY26 Total Dollars



FY 2021 Equipment Replacement Worksheets

Sub-totaled by Department

Department Name	Unit.	Description	Est. Life	Repl. Meter	Repl. % g/p	Salv. %	Salv. Amt	Fund	% Year	Purch. Cost	Repl. Year	2,022	2,023	2,024	2,025	2,026	2,027	2,028	2,029	2,030	2,031
AIRPORT	E170	WINDSOR FLOOR S	13	N/A	3% Ent	0%	-	562	100%	2009	11,972	2022	17,581								
AIRPORT	1745	CHEVROLET C1500	32	100,000	3% Ent	2%	231	562	100%	1990	11,528	2022	29,455								
AIRPORT	1740	MASS TRANSIT BUS	32		Ent	5%	250	562	100%	1991	5,000	2023		4,750							
AIRPORT	E-174	Voyager Duo Carpet	10		3% Ent	0%	-	562	100%	2013	10,217	2023		13,731							
AIRPORT	1710	FORD F350 REG CA	12	100,000	3% Ent	10%	2,432	407	100%	2011	24,322	2023		32,245							
AIRPORT	E-165	TURBOWAY PASSEI	20		3% Ent	2%	440	405	100%	2003	22,000	2023		39,294							
AIRPORT	1776	CHEVY BRUSH/RES	25		5% Ent	5%	900	562	100%	1998	18,000	2023		60,054							
AIRPORT	1770	RUNWAY CLOSURE	17		N/A	4% Ent	5%	641	562	100%	2007	12,825	2024			24,341					
AIRPORT	1771	RUNWAY CLOSURE	17		N/A	4% Ent	5%	641	562	100%	2007	12,825	2024			24,341					
AIRPORT	1718	NEW HOLLAND TRA	22	5,000	3% Ent	5%	1,020	562	100%	2002	20,400	2024					38,069				
AIRPORT	1725	JOHN DEERE SKIDS	17	7,000	4% Ent	3%	743	562	100%	2007	24,772	2024					47,510				
AIRPORT	1738	INGERSOLL-RAND F	39	5,000	3% Ent	0%	-	562	100%	1985	20,358	2024					64,474				
AIRPORT	1705	JOHN DEERE TRAC	21	5,000	3% Ent	2%	1,758	405	100%	2003	87,900	2024					161,762				
AIRPORT	1730	OSHKOSH HB SERIE	20		3% Ent	8%	30,851	407	100%	2004	385,636	2024					665,651				
AIRPORT	1750	OSHKOSH HB-SERIE	15		3% Ent	7%	35,252	407	100%	2009	503,598	2024					749,337				
AIRPORT	1746	Ford Paratransit Van	20	90,000	3% Ent	7%	660	572	100%	2005	9,426	2025			16,365						
AIRPORT	E177	RIDING CARPET SW	8		3% Ent	2%	337	562	100%	2017	16,850	2025			21,008						
AIRPORT	E-139	CLYDE 18' PORTABI	38		3% Ent	3%	234	562	100%	1987	7,800	2025			23,749						
AIRPORT	E-157	1 JLG CM2033 SCIS	30		3% Ent	3%	404	562	100%	1995	13,467	2025			32,284						
AIRPORT	1704	FORD EXPEDITION	15	100,000	3% Ent	10%	2,881	562	100%	2010	28,806	2025			41,998						
AIRPORT	1708	CHEVY 2500 PICKUP	20	100,000	4% Ent	10%	2,096	562	100%	2005	20,962	2025			43,834						
AIRPORT	1729	FORD ECONOLINE	37	4,000	1% Ent	1%	698	562	100%	1988	69,799	2025			100,167						
AIRPORT	1775	TYMCO SWEEPER/A	15	7,000	4% Ent	15%	28,099	562	100%	2010	187,329	2025			309,270						
AIRPORT	1733	OSHKOSH H SERIE	22	7,000	7% Ent	10%	33,560	407	100%	2003	335,603	2025			1,453,296						
AIRPORT	E-146	MILLER 300 SHOP M	32		3% Ent	0%	-	562	100%	1994	7,000	2026				18,026					
AIRPORT	1734	MILLER BIG 40 POR	44	4,000	3% Ent	0%	-	562	100%	1982	6,500	2026				23,864					
AIRPORT	E171	CAT GTX 30" RIDINC	15		3% Ent	5%	933	562	100%	2011	18,665	2026				28,146					
AIRPORT	1716	CHEVY 3/4 TON PIC	20	100,000	4% Ent	5%	900	562	100%	2006	17,996	2026				38,532					
AIRPORT	E172	TERMINAL BUILDING	15		3% Ent	3%	886	562	100%	2011	29,547	2026				45,147					
AIRPORT	1782	FORD EXPEDITION	10	100,000	4% Ent	10%	4,113	562	100%	2016	41,125	2026				56,763					
AIRPORT	1783	FORD EXPEDITION	10	100,000	4% Ent	10%	4,113	562	100%	2016	41,125	2026				56,763					
AIRPORT	1784	FORD EXPEDITION	10	100,000	4% Ent	10%	4,113	562	100%	2016	41,125	2026				56,763					
AIRPORT	1743	JOHN DEERE TRAC	20	7,000	4% Ent	2%	1,672	562	100%	2006	83,591	2026				181,486					
AIRPORT	1779	OSHKOSH 4X4 20' B	15	7,000	3% Ent	7%	36,610	562	100%	2011	523,000	2026				778,207					
AIRPORT	1760	16' HOMEMADE TAN	30		3% Ent	2%	100	562	100%	1997	5,000	2027					12,036				
AIRPORT	E176	CARPET EXTRACT	10		3% Ent	2%	207	562	100%	2017	10,340	2027					13,689				
AIRPORT	E-147	OPS CENTER HYDR	35		3% Ent	5%	359	562	100%	1992	7,185	2027					19,858				
AIRPORT	E-168	Escalator Tread Clea	19		3% Ent	5%	680	562	100%	2008	13,595	2027					23,159				
AIRPORT	1763	AMIDA LT760D POR	30	4,000	3% Ent	5%	750	562	100%	1997	15,000	2027					35,659				
AIRPORT	1755	DEEP VAC 850	15		N/A	4% ent	5%	1,248	407	100%	2012	24,968	2027				43,718				
AIRPORT	1702	FORD CROWN VICT	20	100,000	4% ent	10%	2,191	562	100%	2007	21,908	2027					45,812				
AIRPORT	1709	SKID STEER 320D L	15	7,000	4% ent	3%	949	407	100%	2012	31,645	2027					56,042				
AIRPORT	1741	BAUER SCBA COMP	20		N/A	4% Ent	3%	1,104	562	100%	2007	36,785	2027				79,497				
AIRPORT	1715	E-ONE TITAN AIRCR	30		N/A	3% Ent	3%	9,040	407	100%	1997	301,343	2027				722,398				
AIRPORT	1736	OSHKOSH P SERIE	23	7,000	5% Ent	10%	24,490	405	100%	2004	244,896	2027					727,714				
AIRPORT	1772	ROSENBAUER AIRC	20		3% Ent	8%	50,726	407	100%	2007	634,075	2027					1,094,484				
AIRPORT	1773	ROSENBAUER AIRC	20		3% Ent	8%	50,726	407	100%	2007	634,075	2027					1,094,484				
AIRPORT	1732	OSHKOSH P SERIE	24	7,000	7% Ent	10%	23,205	405	100%	2003	232,048	2027					1,153,828				
AIRPORT	1744	ASPHALT CRACK R	20		N/A	2% Ent	5%	418	562	100%	2008	8,350	2028					11,990			
AIRPORT	1703	CHEVY 1 TON 4X4 P	20	100,000	5% Ent	5%	1,131	562	100%	2008	22,622	2028					58,892				
AIRPORT	1706	CHEVY 1 TON 4x4 P	20	100,000	5% Ent	5%	1,131	562	100%	2008	22,622	2028					58,892				
AIRPORT	1724	HENDERSON RUNN	25	7,000	5% Ent	0%	-	407	100%	2003	56,942	2028					192,826				
AIRPORT	1720	IHC TANDEM DUMP	25	60,000	5% Ent	5%	4,153	407	100%	2003	83,058	2028					277,111				
AIRPORT	1728	JOHN DEERE MOTC	25	7,000	3% Ent	5%	6,978	407	100%	2003	139,563	2028					285,236				
AIRPORT	1764	CRAFTCO 200 ASPH	30	4,000	3% Ent	5%	295	562	100%	1999	5,894	2029								14,012	
AIRPORT	1711	FORD F350 4X4 PIC	15	100,000	3% Ent	15%	3,836	562	100%	2014	25,576	2029					36,010				
AIRPORT	1713	FORD F350 4X4 EXT	20	100,000	4% Ent	10%	2,392	562	100%	2009	23,916	2029					50,011				
AIRPORT	1751	BOBCAT TOOLCAT	10		3% Ent	5%	2,552	562	100%	2019	51,044	2029					66,047				
AIRPORT	1712	FORD F350 4X4 WIT	20	100,000	4% Ent	10%	3,391	562	100%	2009	33,911	2029					70,912				
AIRPORT	E-169	BOOM LIFT AERIAL	20		3% Ent	10%	4,167	405	100%	2009	41,665	2029					71,085				
AIRPORT	1768	JOHN DEERE WHEE	24	7,000	4% Ent	7%	9,450	562	100%	2005	135,000	2029					336,596				
AIRPORT	1737	MB SNOW BLOWER	15	7,000	4% Ent	7%	40,601	562	100%	2014	580,012	2029					1,003,968				
AIRPORT	1777	SULLAIR COMPRES	20	7,000	3% Ent	10%	1,671	562	100%	2010	16,705	2030								28,501	
AIRPORT	1765	CRAFTCO SS250 AS	30	4,000	3% Ent	10%	3,503	562	100%	2000	35,030	2030								81,524	
AIRPORT	1774	INTERNATIONAL 6X	20		4% Ent	10%	11,869	407	100%	2010	118,687	2030								248,189	
AIRPORT	1749	TEREX PORTABLE L	20	7,000	3% Ent	10%	1,791	562	100%	2011	17,907	2031									30,551
AIRPORT	1778	MEDICAL SUPPORT	20		5% Ent	10%	3,500	407	100%	2011	35,000	2031									89,365

FY 2021 Equipment Replacement Worksheets

Sub-totaled by Department

Department Name	Unit.	Description	Est. Life	Repl. Meter	Repl. % g/p	Salv. %	Salv. Amt	Fund	Fund % Year	Purch. Cost	Repl. Year	2,022	2,023	2,024	2,025	2,026	2,027	2,028	2,029	2,030	2,031
AIRPORT	1785	FORD F350 4X4 PICU	15	100,000	4% Ent	15%	4,356	562	100%	2017	2032										
AIRPORT	1786	FORD F350 4X4 PICU	15	100,000	4% Ent	15%	4,356	562	100%	2017	2032										
AIRPORT	1727	JOHN DEERE 644 LC	20	7,000	4% Ent	20%	48,330	407	100%	2013	2033										
AIRPORT	1780	IHC DUMP TRUCK/S	20	7,000	4% Ent	20%	58,159	407	100%	2013	2033										
AIRPORT	1781	IHC DUMP TRUCK/S	20	7,000	4% Ent	20%	65,178	407	100%	2013	2033										
AIRPORT	1721	MULTI-TASK SNOW	15	100,000	4% Ent	15%	114,912	562	100%	2018	2033										
AIRPORT	1722	MULTI-TASK SNOW	15	100,000	4% Ent	15%	114,912	562	100%	2018	2033										
AIRPORT Total												47,036	150,075	1,775,484	2,041,970	1,283,696	5,122,379	884,946	1,648,641	358,214	119,917
ANIMAL SHELTER	1001	CHEVY 3/4 TON EXT	10	100,000	4% Gov	15%	4,043	150-211	100%	2013	2023										
ANIMAL SHELTER	1002	CHEVY 3/4 TON EXT	10	100,000	4% Gov	15%	4,043	150-211	100%	2013	2023										
ANIMAL SHELTER	1004	FORD F250 4X4 EXT	15	100,000	1% Gov	20%	1,120	150-211	100%	2009	2024										
ANIMAL SHELTER	1010	FORD F250 4X4 SU	10	100,000	3% Gov	10%	2,725	150-211	100%	2014	2024										
ANIMAL SHELTER	AS1002	ANIMAL CONTROL L	24		4% Gov	10%	1,259	150-211	100%	2001	2025										
ANIMAL SHELTER	1011	FORD F250 4WD X	10	100,000	3% Gov	10%	2,620	150-	100%	2015	2025										
ANIMAL SHELTER	AS1006	Animal control Box m	25		N/A	5% Gov	629	150-211	100%	2003	2028										
ANIMAL SHELTER	1005	CHEVY 2500 4X4 EX	10	100,000	4% Gov	15%	4,888	150-211	100%	2020	2030										
ANIMAL SHELTER	AS1004	SCHWAB ANIMAL C	22		4% Gov	10%	-	150-211	100%	2009	2031										
ANIMAL SHELTER	S10021	ANIMAL TRANSPOR	20		N/A	4% Gov	2,073	150-211	100%	2013	2033										
ANIMAL SHELTER Total												-	71,703	39,272	63,585	-	-	41,981	-	43,351	-
BUILDING	1054	CHEVY MALIBU SEC	15	100,000	4% Ent	15%	2,440	209	100%	2008	2023										
BUILDING	1055	FORD FUSION 4DR	10	100,000	3% Ent	10%	1,806	209	100%	2015	2025										
BUILDING	1056	FORD FUSION	10	100,000	4% Ent	15%	2,826	209	100%	2016	2026										
BUILDING	1060	DODGE 1500 4X4	10	100000	4% ENT	15%	3,947	209	100%	2017	2027										
BUILDING	1061	DODGE 1500 4X4	10	100000	4% ENT	15%	3,947	209	100%	2017	2027										
BUILDING	1062	DODGE 1500 4X4	10	100000	4% ENT	15%	3,947	209	100%	2017	2027										
BUILDING	1063	DODGE 1500 4X4	10	100000	4% ENT	15%	3,947	209	100%	2017	2027										
BUILDING	1064	DODGE 1500 4X4	10	100000	4% ENT	15%	3,947	209	100%	2017	2027										
BUILDING	1057	DODGE 1500 4X4	10	100,000	4% Ent	15%	2,440	209	100%	2018	2028										
BUILDING Total												-	26,851	-	22,465	25,062	175,014	35,526	-	-	-
CITY COUNTY PLA	5102	CHEVY EQUINOX A	15	100,000	3% Gov	10%	2,392	240	100%	2014	2029										
CITY COUNTY PLA	5101	DODGE 1500 4X4	10	100,000	3% Gov	10%	2,507	240	100%	2020	2030										
CITY COUNTY PLANNING Total												-	-	-	-	-	-	-	34,872	31,187	-
CODE ENFORCEM	1955	FORD F150 4X2 XC/	10	100,000	5% GOV	15%	3,543	010-4321	100%	2016	2026										
CODE ENFORCEM	1953	DODGE 1500 4X4	10	100000	4% GOV	15%	3,947	010 432	100%	2017	2027										
CODE ENFORCEM	1950	DODGE 1500 4X4	10	100,000	5% GOV	15%	3,761	010-4321	100%	2020	2030										
CODE ENFORCEM	1952	DODGE 1500 4X4	10	100,000	5% GOV	15%	3,761	010-4321	100%	2020	2030										
CODE ENFORCEMENT Total												-	-	-	-	34,934	35,003	-	-	74,158	-
DEVELOPMENT SE	1954	FORD FUSION 4 DO	17	90,000	4% Gov	15%	910	282	33%	2011	2028										
DEVELOPMENT SE	1954	FORD FUSION 4 DO	17	90,000	4% Gov	15%	1,848	290	67%	2011	2028										
DEVELOPMENT SERVICES Total												-	-	-	-	-	-	10,911	22,152	-	-
ENGINEERING	1087	GMC SONOMA S-15	28	80,000	4% Ent	10%	830	010-3141	100%	1994	2022										
ENGINEERING	1085	FORD FUSION 4 DO	14	100,000	4% Ent	10%	1,885	010-3141	100%	2009	2023										
ENGINEERING	1082	FORD F150 EXT CA	13	80,000	4% Ent	15%	3,051	010-3141	100%	2010	2023										
ENGINEERING	1095	FORD E150 CARGO	23	80,000	4% Ent	15%	2,927	010-3141	100%	2000	2023										
ENGINEERING	1083	FORD RANGER X-C,	13	80,000	4% Ent	10%	1,477	010-3141	100%	2011	2024										
ENGINEERING	1094	Chevy Colorado Ext c	12	80,000	4% ent	15%	2,677	010-3141	100%	2012	2024										
ENGINEERING	1084	FORD FUSION 4 DO	13	80,000	4% Ent	10%	1,815	010-3141	100%	2011	2024										
ENGINEERING	1099	FORD TRANSIT COF	13	100,000	4% Ent	10%	2,069	010-3141	100%	2011	2024										
ENGINEERING	1091	Chevy Colorado Ext c	13	80,000	4% ent	15%	2,677	010-3141	100%	2012	2025										
ENGINEERING	1092	Chevy Colorado Ext c	13	80,000	4% ent	15%	2,677	010-3141	100%	2012	2025										
ENGINEERING	1088	ADDCO MESSAGE E	15		N/A	4% Ent	1,700	010-3141	100%	2011	2026										
ENGINEERING	1098	ADDCO MESSAGE E	15		N/A	4% Ent	1,700	010-3141	100%	2011	2026										
ENGINEERING	1086	FORD F150 EXT CA	12	100,000	4% Ent	15%	3,514	010-3141	100%	2014	2026										
ENGINEERING	1080	DODGE 1500 2WD	10	100000	4% ENT	15%	3,540	01 3141	100%	2017	2027										
ENGINEERING	1089	DODGE 1500 2WD	10	100000	4% ENT	15%	3,540	01 3141	100%	2017	2027										
ENGINEERING	1096	DODGE 1500 2WD	10	100000	4% ENT	15%	3,540	01 3141	100%	2017	2027										
ENGINEERING	1093	DODGE 1500 4X4	10	100,000	4% Ent	15%	1,686	513	100%	2018	2028										
ENGINEERING	1081	DODGE RAM1500 4)	10	100,000	4% Ent	10%	2,575	010-3141	100%	2019	2029										
ENGINEERING Total												24,057	106,742	109,797	54,085	91,823	94,189	35,526	35,547	-	-
FACILITIES	1076	JOHN DEERE LAWN	24		4% ENT	15%	900	650	100%	1998	2022										
FACILITIES	1077	WALKER 52" MOWE	12	3,000	4% ENT	15%	450	650	100%	2011	2023										
FACILITIES	1072	JOHN DEERE GATO	23		4% ENT	25%	625	650	100%	2000	2023										
FACILITIES	1975	GMC CANYON PICK	14	100,000	4% ENT	10%	726	650	100%	2009	2023										
FACILITIES	1075	TENNANT SWEEPE	8	3,000	3% ENT	10%	6,900	650	100%	2015	2023										
FACILITIES	1073	GENIE SISSOR LIFT	18	7,000	4% ENT	10%	1,500	650	100%	2006	2024										
FACILITIES	1071	FORD FUSION 4 DO	15	100,000	4% ENT	15%	2,723	650	100%	2011	2026										
FACILITIES Total												14,480	102,250	28,887	-	29,965	-	-	-	-	103,825

FY 2021 Equipment Replacement Worksheets

Sub-totaled by Department

Department Name	Unit.	Description	Est. Life	Repl. Meter	Repl. % g/p	Salv. %	Salv. Amt	Fund	% Year	Purch. Cost	Repl. Year	2,022	2,023	2,024	2,025	2,026	2,027	2,028	2,029	2,030	2,031	
FIRE	4060	FIRE TRUCK SUTPH	18		4%	Gov	4%	21,924	150-22	100%	2004	548,102	2022	1,088,430								
FIRE	4082	FORD EXPLORER 4	16	80,000	4%	Gov	10%	2,480	150-22	100%	2007	24,800	2023			43,970						
FIRE	4083	FORD F550 BRUSH	16		5%	Gov	10%	4,337	150-22	100%	2007	43,367	2023			90,328						
FIRE	4057	FORD F550 4X4 BRL	21	80,000	5%	Gov	10%	4,274	150-22	100%	2002	42,737	2023			114,790						
FIRE	4088	WATER TENDER 25'	26		5%	Gov	10%	8,677	150-22	100%	1997	86,770	2023			299,849						
FIRE	4080	CHEVY MALIBU	17	80,000	5%	Gov	10%	1,538	150-22	100%	2007	15,379	2024			33,711						
FIRE	4081	CHEVY MALIBU	17	80,000	5%	Gov	10%	1,538	150-22	100%	2007	15,379	2024			33,711						
FIRE	4074	GMC 1/2 TON 4X4 PI	15	80,000	4%	Gov	10%	2,063	150-22	100%	2009	20,625	2024			35,082						
FIRE	4070	FORD 4X4 BRUSH T	20		5%	Gov	10%	5,470	150-22	100%	2004	54,698	2024			139,660						
FIRE	4065	HAZMAT TRAILER	20		4%	Gov	0%	-	150-22	100%	2004	87,820	2024			192,424						
FIRE	4068	FREIGHTLINER HAZ	20		5%	Gov	10%	8,782	150-22	100%	2004	87,820	2024			224,231						
FIRE	4089	GMC TOPKICK 4DR	15		5%	Gov	10%	12,769	150-22	100%	2009	127,686	2024			252,681						
FIRE	4048	SUTPHEN FIRE PUM	15		5%	Gov	4%	16,168	150-22	100%	2009	404,194	2024			766,062						
FIRE	4049	SUTPHEN FIRE PUM	15		5%	Gov	4%	16,168	150-22	100%	2009	404,194	2024			766,062						
FIRE	4098	CHEVY MALIBU	17	100,000	4%	Gov	15%	2,440	150-2	100%	2008	16,264	2025			29,241						
FIRE	4093	S2 RESCUE PMPER	18		5%	Gov	4%	11,437	150-22	100%	2007	285,937	2025			676,704						
FIRE	4073	HAZMAT TRAILER	35		N/A	2%	Gov	15%	2,100	150-22	100%	1991	14,000	2026			26,295					
FIRE	4087	FORD F250 PICKUP	15	80,000	5%	Gov	10%	2,998	150-22	100%	2011	29,984	2026			59,336						
FIRE	4096	FORD F550 QRV	15	100,000	5%	Gov	10%	11,695	150-22	100%	2011	116,953	2026			231,442						
FIRE	4097	FORD F550 QRV	15	100,000	5%	Gov	10%	11,695	150-22	100%	2011	116,953	2026			231,442						
FIRE	4050	SUTPHEN PUMPER	18		5%	Gov	4%	14,939	150-22	100%	2008	373,477	2026			809,877						
FIRE	4051	SUTPHEN PUMPER	18		5%	Gov	4%	14,939	150-22	100%	2008	373,477	2026			809,877						
FIRE	4075	FORD FUSION 4DR	12	80,000	5%	Gov	10%	1,806	150-22	100%	2015	18,060	2027			30,627						
FIRE	4053	SUTPHEN AERIAL L	30		4%	Gov	3%	360	150-22	100%	1997	12,000	2027			38,561						
FIRE	4067	H&H TECHNICAL RE	20		4%	Gov	10%	695	150-22	100%	2009	6,950	2029							14,533		
FIRE	4041	FORD INTERCEPT	10	110000	4%	GOV	10%	3,162	150-22	100%	2019	31,624	2029			43,649						
FIRE	4042	FORD INTERCEPT	10	110000	4%	GOV	10%	3,162	150-22	100%	2019	31,624	2029			43,649						
FIRE	4077	DODGE 2500 4X4 C	10	100,000	4%	Gov	10%	3,614	150-22	100%	2019	36,139	2029			49,881						
FIRE	4094	DODGE 2500 4X4 C	10	100,000	4%	Gov	10%	3,614	150-22	100%	2019	36,139	2029			49,881						
FIRE	4066	FORD F350 4X4 UT	15	100,000	3.0%	Gov	15%	6,058	150-22	100%	2014	40,385	2029			56,861						
FIRE	4069	FREIGHTLINER TO	15	7,000	4.0%	Gov	10%	19,540	150-22	100%	2014	195,395	2029			332,356						
FIRE	4064	FREIGHTLINER WA	25		5%	Gov	10%	11,587	150-22	100%	2004	115,868	2029			380,783						
FIRE	4076	DODGE RAM 2500 4	10	100,000	4%	Gov	15%	4,581	150-22	100%	2020	30,542	2030							40,628		
FIRE	4086	FORD F250 4X4 CR	15	100,000	4%	Gov	15%	4,294	150-22	100%	2015	28,625	2030			47,258						
FIRE	4054	PIERCE AERIAL	15	100,000	3%	Gov	10%	91,649	150-22	100%	2016	916,487	2031								1,336,208	
FIRE	4072	FREIGHTLINER AIR	20		N/A	4%	Gov	5%	4,868	150-22	100%	2012	97,360	2032								
FIRE	4055	PIERCE FIRE PUMPI	15	100,000	5%	Gov	4%	24,435	150-22	100%	2020	610,879	2035									
FIRE	4056	PIERCE FIRE PUMPI	15	100,000	5%	Gov	4%	24,435	150-22	100%	2020	610,879	2035									
FIRE	4027	BREATHING AIR CC	20		0	4%	GOV	10%	13,384	150-22	100%	2018	133,835	2038								
FIRE Total												1,088,430	548,937	2,443,624	705,945	2,168,268	69,188	-	971,592	87,887	1,336,208	
FLEET SERVICES	1047	FORD 3/4T W/UTILIT	14	100,000	4%	ENT	25%	1,781	601	100%	2008	7,125	2022	10,557								
FLEET SERVICES	1038	FORD 3/4 TON PICK	14	80,000	4%	ENT	20%	1,425	601	100%	2008	7,125	2022	10,913								
FLEET SERVICES	1039	FORD F250 2WD W/	15	100,000	4%	ENT	15%	750	601	100%	2008	5,000	2023			8,255						
FLEET SERVICES	1045	FORD 3/4T EXT CAB	13	100,000	3%	ENT	15%	975	503	100%	2010	6,500	2023			8,570						
FLEET SERVICES	1036	FORD RANGER 1/2	16	80,000	4%	ENT	10%	1,400	601	100%	2007	14,000	2023			24,822						
FLEET SERVICES	1033	FORD F150 2WD PIC	15	80,000	4%	ENT	10%	1,575	601	100%	2008	15,750	2023			26,790						
FLEET SERVICES	1048	FORD ESCAPE AWC	10	100,000	4%	ENT	10%	2,600	601	100%	2013	26,002	2023			35,889						
FLEET SERVICES	1034	TOYOTA FORKLIFT	24	8,000	4%	ENT	15%	3,794	601	100%	1999	25,290	2023			61,032						
FLEET SERVICES	1032	FORD F550 W/SERV	12	80,000	4%	ENT	10%	5,195	601	100%	2011	51,954	2023			77,985						
FLEET SERVICES	1044	FORD 1T 4X4 W/UTI	16	100,000	6%	ENT	25%	2,469	601	100%	2008	9,875	2024			21,871						
FLEET SERVICES	7901	FORD F250 EX CAB	13	100,000	3%	Ent	15%	3,475	513	100%	2011	23,165	2024			30,544						
FLEET SERVICES	7902	FORD F250 EX CAB	13	100,000	3%	Ent	15%	3,475	513	100%	2011	23,165	2024			30,544						
FLEET SERVICES	1114	FORD F350 4X4 WIT	15	100,000	4%	ENT	15%	4,409	211	100%	2009	29,394	2024			48,528						
FLEET SERVICES	1035	FORD F150 4X4 EXT	10	100,000	4%	ENT	15%	4,060	601	100%	2017	27,065	2027					36,002				
FLEET SERVICES	1030	DODGE 1500 4X4	10	100,000	5%	ENT	35%	8,775	601	100%	2020	25,072	2030								33,246	
FLEET SERVICES Total												21,470	243,343	131,486	-	-	36,002	-	-	-	33,246	-
ITD	1984	FORD TAURUS	18	80,000	4%	ENT	25%	500	150-2	100%	2005	2,000	2023			3,552						
ITD	1983	FORD RANGER EXT	17	80,000	4%	ENT	10%	250	010-3141	100%	2006	2,500	2023			4,620						
ITD	1982	CHEVY ASTRO VAN	21	80,000	5%	ENT	15%	623	150-22	100%	2002	4,150	2023			10,939						
ITD Total												-	19,111	-	-	-	-	-	-	-	-	-
LIBRARY	5006	FORD E350 12 PSGf	25	80,000	3%	Gov	10%	250	260	100%	1998	2,500	2023			4,984						
LIBRARY	5004	FORD CUTAWAY VA	16	80,000	4%	Gov	10%	4,406	260	100%	2007	44,058	2023			78,114						
LIBRARY	5005	FREIGHTLINER BOC	11	150,000	3%	Gov	10%	27,337	260	100%	2013	273,372	2024			351,074						
LIBRARY Total												-	83,098	351,074	-	-	-	-	-	-	-	-
MET TRANSIT	1866	FORD WINDSTAR V.	22	81,900	5%	Ent	5%	1,00														

FY 2021 Equipment Replacement Worksheets

Sub-totaled by Department

Department Name	Unit.	Description	Est. Life	Repl. Meter	Repl. % g/p	Salv. %	Salv.		Fund		Purch. Cost	Repl. Year	2,022	2,023	2,024	2,025	2,026	2,027	2,028	2,029	2,030	2,031	
							Amt	Fund	% Year	Year													
PARK DIVISION	1629	HOLLAND AERWAY	23	N/A	4%	Gov	15%	715	010-5112	100%	2000	4,765	2023										11,030
PARK DIVISION	1938	TORO TURF SWEEF	28	2,000	3%	Gov	15%	1,500	010-5141	100%	1995	9,999	2023										21,377
PARK DIVISION	1609	FORD F150 2WD RE	10	80,000	4%	Gov	10%	1,869	010-5112	100%	2013	18,686	2023										25,791
PARK DIVISION	1610	CHEVY 1500 2WD P	18	80,000	4%	Gov	10%	1,347	1110-511	100%	2005	13,470	2023										25,941
PARK DIVISION	1903	SUL AIR AIR COMPF	37	1,700	3%	Gov	14%	1,587	010-5141	100%	1986	11,339	2023										26,685
PARK DIVISION	1622	FORD F150 EXT CAI	10	80,000	4%	Gov	10%	2,101	010-5112	100%	2013	21,010	2023										28,999
PARK DIVISION	1928	WALKER MOWER	8	3,000	4%	Gov	15%	4,098	010-	100%	2015	27,321	2023										33,293
PARK DIVISION	1624	TORO SPRAYER	15	7,000	5%	Gov	10%	1,700	010-5112	100%	2008	17,000	2023										33,642
PARK DIVISION	1675	Ditch Witch	20	7,000	4%	Gov	10%	1,830	010-5112	100%	2003	18,299	2023										38,265
PARK DIVISION	1625	FORD F350 STAKE E	12	80,000	4%	Gov	10%	2,935	010-5112	100%	2011	29,345	2023										44,048
PARK DIVISION	1630	FORD F350 W/SERV	12	80,000	4%	Gov	10%	2,961	010-5112	100%	2011	29,613	2023										44,450
PARK DIVISION	1632	JOHN DEERE TRAC	29	5,000	4%	Gov	15%	2,813	010-5112	100%	1994	18,750	2023										55,662
PARK DIVISION	1640	JOHN DEERE 5420 T	21	10,000	3%	Gov	10%	4,218	010-5112	100%	2002	42,184	2023										74,256
PARK DIVISION	1671	TORO 5900 16' MOV	10	3,000	4%	Gov	15%	11,947	010-5112	100%	2013	79,649	2023										105,953
PARK DIVISION	1676	TORO 5900 16' MOV	10	7,000	4%	Gov	15%	11,947	010-5112	100%	2013	79,649	2023										105,953
PARK DIVISION	1906	JCB BACKHOE / LO	26	7,000	5%	Gov	14%	4,830	010-5141	100%	1997	34,500	2023										117,841
PARK DIVISION	1618	IHC 4700 W/VERSAL	23	8,000	4%	Gov	15%	14,285	010-5111	100%	2000	95,233	2023										220,437
PARK DIVISION	1693	FORD RANGER EXT	16	100,000	1%	Gov	30%	1,200	010-4321	100%	2008	4,000	2024			3,490							
PARK DIVISION	1642	BOBCAT UTILITY VI	10	3,000	3%	Gov	10%	739	010-5112	100%	2014	7,386	2024			9,188							
PARK DIVISION	1930	WALKER 52" MOWE	6	3,000	4%	Gov	10%	2,727	010-5141	100%	2018	27,267	2024			31,775							
PARK DIVISION	1929	TORO WORKMAN	8	3,000	4%	Gov	10%	2,574	010-5141	100%	2016	25,741	2024			32,654							40,929
PARK DIVISION	1020	FORD E450 PASSEN	15	100,000	4%	Gov	10%	5,985	010-	100%	2009	59,853	2024			101,807							
PARK DIVISION	1023	FORD E450 PASSEN	15	100,000	4%	Gov	10%	5,985	010-	100%	2009	59,853	2024			101,807							
PARK DIVISION	3606	BOBCAT UTV 4X2 3	10	3,000	3%	Gov	15%	1,119	150-	100%	2015	7,462	2025				8,909						
PARK DIVISION	1680	TORO WORKMAN A	15	N/A	3%	Gov	5%	353	010-5112	100%	2010	7,064	2025				10,652						
PARK DIVISION	3610	BOBCAT UTV 4X4 V	10	3,000	3%	Gov	15%	3,205	150-	100%	2015	21,365	2025				25,508						
PARK DIVISION	3601	CHEVY 1500 2WD F	10	100,000	4%	Gov	15%	3,329	150-	100%	2015	22,193	2025				29,522						
PARK DIVISION	3602	CHEVY 1500 2WD F	10	100,000	4%	Gov	15%	3,329	150-	100%	2015	22,193	2025				29,522						
PARK DIVISION	3618	FORD F150 X-CAB :	10	100,000	4%	Gov	10%	2,580	150-	100%	2015	25,803	2025				35,614						
PARK DIVISION	1633	TURFTENDER TOP I	26	N/A	4%	Gov	15%	2,505	010-5112	100%	1999	16,700	2025				43,795						
PARK DIVISION	1641	CASE TRACTOR W/	20	7,000	4%	Gov	5%	1,446	1110-511	100%	2005	28,925	2025				61,932						
PARK DIVISION	3617	TORO 4100D TRIM	10	6,000	4%	Gov	5%	2,737	150-	100%	2015	54,742	2025				78,294						
PARK DIVISION	3615	TORO 5900 MOWE	10	6,000	4%	Gov	5%	4,037	150-	100%	2015	80,749	2025				115,491						
PARK DIVISION	3616	TORO 5900 MOWE	10	6,000	4%	Gov	5%	4,037	150-	100%	2015	80,749	2025				115,491						
PARK DIVISION	1612	CHEVY 3/4 TON PIC	20	80,000	1%	Gov	15%	675	010-5112	100%	2006	4,500	2026					4,816					
PARK DIVISION	1634	PJ TILT BED TRAIL	15	N/A	3%	Gov	10%	788	010-5112	100%	2011	7,876	2026				11,483						
PARK DIVISION	1914	JOHN DEERE GATO	12	2,000	4%	Gov	12%	1,319	010-5141	100%	2014	10,995	2026				16,284						
PARK DIVISION	1697	CHEVY 1500 4X4 W	12	100,000	3%	Gov	15%	4,857	010-5112	100%	2014	32,383	2026				41,313						
PARK DIVISION	1905	Chevy Colorado Ext	15	100,000	4%	Gov	15%	2,677	010-5141	100%	2012	17,849	2027					29,468					
PARK DIVISION	1638	DODGE 1500 2WD	10	100000	4%	Gov	15%	3,376	010 514	100%	2017	22,506	2027				29,938						
PARK DIVISION	1639	DODGE 1500 2WD	10	100000	4%	Gov	15%	3,376	010 514	100%	2017	22,506	2027				29,938						
PARK DIVISION	1024	FORD RANGER 1/2	20	80,000	4%	Gov	15%	2,248	010-5114	100%	2007	14,989	2027				30,594						
PARK DIVISION	1605	FORD F250 4X4 W :	10	100,000	4%	Gov	15%	3,835	150-	100%	2017	25,565	2027				34,008						
PARK DIVISION	1651	DODGE 1500 4X4	10	100000	4%	Gov	15%	3,947	010 514	100%	2017	26,313	2027				35,003						
PARK DIVISION	3603	FORD F250 4X4 W :	12	100,000	4%	Gov	15%	5,387	150-	100%	2015	35,911	2027				52,108						
PARK DIVISION	1691	FREIGHTLINER DUM	15	80,000	4%	Gov	15%	11,974	010-5112	100%	2012	79,825	2027				131,787						
PARK DIVISION	1694	FREIGHTLINER DUM	15	80,000	4%	Gov	15%	11,974	010-5112	100%	2012	79,825	2027				131,787						
PARK DIVISION	1654	Vermeer Stump Grinc	25	2,500	4%	Gov	10%	15	010-5111	100%	2003	150	2028					385					
PARK DIVISION	3622	POLARIS RANGER 4	10	5,000	4%	Gov	10%	948	010-5114	100%	2018	9,482	2028				13,087						
PARK DIVISION	3623	POLARIS RANGER 4	10	5,000	4%	Gov	10%	948	010-5114	100%	2018	9,482	2028				13,087						
PARK DIVISION	3624	POLARIS RANGER 4	10	5,000	4%	Gov	10%	948	010-5114	100%	2018	9,482	2028				13,087						
PARK DIVISION	3631	DODGE RAM 1500 2	10	100,000	3%	Gov	15%	3,717	010-5114	100%	2018	24,780	2028				29,585						
PARK DIVISION	1664	JOHN DEERE 72"	8	5000	4%	Gov	15%	3,875	010 514	100%	2020	25,835	2028				31,482						
PARK DIVISION		FUEL STORAGE TAI	25		4%	Gov	1%	120	010-5141	100%	2003	11,962	2028				31,769						
PARK DIVISION	3628	FORD F250 W/UTILI	10	100,000	4%	Gov	10%	3,410	010-5114	100%	2018	34,101	2028				47,068						
PARK DIVISION	3629	JEEP WRANGLER 4.	10	100,000	4%	Gov	10%	3,410	010-5114	100%	2018	34,101	2028				47,068						
PARK DIVISION	3625	JEEP WRANGLER 4.	10	100,000	4%	Gov	10%	4,105	010-5114	100%	2018	41,050	2028				56,659						
PARK DIVISION	3626	JEEP WRANGLER 4.	10	100,000	4%	Gov	10%	4,105	010-5114	100%	2018	41,050	2028				56,659						
PARK DIVISION	1649	TORO 4100D 16' MO	10	3,000	4%	Gov	15%	8,965	010-5112	100%	2018	59,767	2028				79,505						
PARK DIVISION	1647	TORO 5900 16' MOV	10	3,000	4%	Gov	15%	12,748	010-5112	100%	2018	84,984	2028				113,049						
PARK DIVISION	1924	WALKER MOWER/S	9	3,000	4%	Gov	15%	3,156	010-5141	100%	2020	21,043	2029										26,794
PARK DIVISION	1636	DODGE RAM 1500 2	10	100,000	4%	Gov	10%	2,322	010-5112	100%	2019	23,220	2029				32,049						
PARK DIVISION	1919	WALKER 52" RIDINC	9	3,000	4%	Gov	15%	3,916	010-5141	100%	2020	26,106	2029				33,241						
PARK DIVISION	3634	DODGE 1500 4X4	10	100000	4%	Gov	15%	3,761	010 514	100%	2020	25,072	2030										33,352
PARK DIVISION	3612	TRU BURROW BLO	15	N/A	4%	Gov	10%	1,990	150-	100%	2015	19,895	2030										33,840
PARK DIVISION	1602	DODGE 1500 4X4	10	100000	4%	Gov	15%	4,832	010 514	100%	2020	32,216	2030										42,855
PARK DIVISION	1627	IHC PACMAC	10	10000	4%	Gov	10%	13,203	010 514	100%	2020	132,033	2030										182,238

FY 2021 Equipment Replacement Worksheets

Sub-totaled by Department

Department Name	Unit.	Description	Est. Life	Repl. Meter	Repl. % g/p	Salv. %	Salv. Amt	Fund	% Year	Purch. Cost	Repl. Year	2,022	2,023	2,024	2,025	2,026	2,027	2,028	2,029	2,030	2,031
POLICE DEPT	1595	Meth Lab Trailer	21	N/A	5% Gov	10%	-	150-21	100%	0	2024										
POLICE DEPT	1510	FORD FUSION 4 DO	13	100,000	4% Gov	10%	1,815	150-21	100%	18,150	2011				28,406						
POLICE DEPT	1511	FORD FUSION 4 DO	15	100,000	4% Gov	10%	1,885	150-21	100%	18,850	2009				32,063						
POLICE DEPT	1434	FORD INTERCEPT	7	100000	4% GOV	15%	4,134	150 2	100%	27,561	2017				32,134						43,593
POLICE DEPT	1436	FORD INTERCEPT	7	100000	4% GOV	15%	4,134	150 2	100%	27,561	2017				32,134						43,593
POLICE DEPT	1438	FORD INTERCEPT	7	100000	4% GOV	15%	4,134	150 2	100%	27,561	2017				32,134						43,593
POLICE DEPT	1424	FORD INTERCEPT	8	100,000	4% Gov	10%	2,749	150-21	100%	27,488	2016				34,870						
POLICE DEPT	1427	FORD INTERCEPT	8	100,000	4% Gov	10%	2,749	150-21	100%	27,488	2016				34,870						
POLICE DEPT	1429	FORD INTERCEPT	8	100,000	4% Gov	10%	2,749	150-21	100%	27,488	2016				34,870						
POLICE DEPT	1504	FORD FUSION 4 DO	15	100,000	5% Gov	10%	1,885	150-21	100%	18,850	2009				37,303						
POLICE DEPT	1568	Ford F150 4x4 crew c	13	100,000	4% Gov	10%	2,751	150-21	100%	27,512	2011				43,058						
POLICE DEPT	1593	HURD BOMB TRAILER	30	N/A	3% Gov	20%	-	150-21	100%	0	2025										
POLICE DEPT	1501	CHEVY MALIBU	12	100,000	4% Gov	10%	2,043	150-21	100%	20,429	2013				30,665						
POLICE DEPT	1508	CHEVY MALIBU	12	100,000	4% Gov	10%	2,043	150-21	100%	20,429	2013				30,665						
POLICE DEPT	1514	CHEVY MALIBU	12	100,000	4% Gov	10%	2,043	150-21	100%	20,429	2013				30,665						
POLICE DEPT	1437	FORD INTERCEPT	8	100000	4% GOV	15%	4,134	150 2	100%	27,561	2017				33,585						
POLICE DEPT	1440	FORD INTERCEPT	8	100000	4% GOV	15%	4,134	150 2	100%	27,561	2017				33,585						
POLICE DEPT	1442	FORD INTERCEPT	8	100000	4% GOV	15%	4,134	150 2	100%	27,561	2017				33,585						
POLICE DEPT	1443	FORD INTERCEPT	8	100000	4% GOV	15%	4,134	150 2	100%	27,561	2017				33,585						
POLICE DEPT	1444	FORD INTERCEPT	8	100000	4% GOV	15%	4,134	150 2	100%	27,561	2017				33,585						
POLICE DEPT	1445	FORD INTERCEPT	8	100000	4% GOV	15%	4,134	150 2	100%	27,561	2017				33,585						
POLICE DEPT	1446	FORD INTERCEPT	8	100000	4% GOV	15%	4,192	150 2	100%	27,946	2017				34,054						
POLICE DEPT	1450	FORD	7	100,000	4% Gov	6%	1,652	150-21	100%	27,533	2018				34,580						
POLICE DEPT	1451	FORD	7	100,000	4% Gov	6%	1,652	150-21	100%	27,533	2018				34,580						
POLICE DEPT	1452	FORD	7	100,000	4% Gov	6%	1,652	150-21	100%	27,533	2018				34,580						
POLICE DEPT	1453	FORD	7	100,000	4% Gov	6%	1,652	150-21	100%	27,533	2018				34,580						
POLICE DEPT	1454	FORD	7	100,000	4% Gov	6%	1,652	150-21	100%	27,533	2018				34,580						
POLICE DEPT	1456	FORD	7	100,000	4% Gov	6%	1,652	150-21	100%	27,533	2018				34,580						
POLICE DEPT	1425	FORD INTERCEPT	9	100,000	4% Gov	10%	2,749	150-21	100%	27,488	2016				36,375						
POLICE DEPT	1430	FORD INTERCEPT	9	100,000	4% Gov	10%	2,749	150-21	100%	27,488	2016				36,375						
POLICE DEPT	1431	FORD INTERCEPT	9	100,000	4% Gov	10%	2,756	150-21	100%	27,561	2016				36,472						
POLICE DEPT	1433	FORD INTERCEPT	9	100,000	4% Gov	10%	2,756	150-21	100%	27,561	2016				36,472						
POLICE DEPT	1455	FORD	7	100,000	4% Gov	6%	1,902	150-21	100%	31,706	2018				39,821						
POLICE DEPT	1408	FORD F150 4X4 SU	11	100,000	4% Gov	15%	4,553	150-21	100%	30,350	2014				42,170						
POLICE DEPT	1410	FORD F150 4X4 SU	11	100,000	4% Gov	15%	4,553	150-21	100%	30,350	2014				42,170						
POLICE DEPT	1497	FORD FUSION	10	100,000	4% Gov	15%	2,826	150-21	100%	18,840	2016					25,062					
POLICE DEPT	1457	FORD INTERCEPT	7	110000	4% GOV	10%	2,753	150 2	100%	27,533	2019				33,478						
POLICE DEPT	1458	FORD INTERCEPT	7	110000	4% GOV	10%	2,753	150 2	100%	27,533	2019				33,478						
POLICE DEPT	1459	FORD INTERCEPT	7	110000	4% GOV	10%	2,753	150 2	100%	27,533	2019				33,478						
POLICE DEPT	1460	FORD INTERCEPT	7	110000	4% GOV	10%	2,753	150 2	100%	27,533	2019				33,478						
POLICE DEPT	1461	FORD INTERCEPT	7	110000	4% GOV	10%	2,753	150 2	100%	27,533	2019				33,478						
POLICE DEPT	1462	FORD INTERCEPT	7	110000	4% GOV	10%	2,753	150 2	100%	27,533	2019				33,478						
POLICE DEPT	1439	FORD INTERCEPT	9	100000	4% GOV	15%	4,134	150 2	100%	27,561	2017				35,094						
POLICE DEPT	1448	FORD	8	100,000	4% Gov	6%	1,737	150-21	100%	28,944	2018				37,875						
POLICE DEPT	1463	FORD INTERCEPT	7	110000	4% GOV	10%	3,171	150 2	100%	31,706	2019				38,552						
POLICE DEPT	1542	FORD INTERCEPT	7	110000	4% GOV	10%	3,171	150 2	100%	31,706	2019				38,552						
POLICE DEPT	1547	FORD INTERCEPT	7	110000	4% GOV	10%	3,171	150 2	100%	31,706	2019				38,552						
POLICE DEPT	1409	FORD F150 4X4 SU	12	100,000	4% Gov	15%	4,553	150-21	100%	30,350	2014				44,039						
POLICE DEPT	1506	FORD FUSION SILV	12	100,000	3% Gov	10%	1,806	150-21	100%	18,060	2015						23,943				
POLICE DEPT	1516	FORD FUSION BLU	12	100,000	3% Gov	10%	1,806	150-21	100%	18,060	2015						23,943				
POLICE DEPT	1518	FORD FUSION BLA	12	100,000	3% Gov	10%	1,806	150-21	100%	18,060	2015						23,943				
POLICE DEPT	1520	FORD FUSION WHI	12	100,000	3% Gov	10%	1,806	150-21	100%	18,060	2015						23,943				
POLICE DEPT	PD2000	Luma Light	30	N/A	3% Gov	0%	-	150-21	100%	10,000	1997						24,273				
POLICE DEPT	1539	FORD F150	10	100000	4% GOV	15%	4,663	150 2	100%	31,089	2017				41,356						
POLICE DEPT	1464	FORD INTERCEPT	7	100,000	4% Gov	15%	5,382	150-2	100%	35,882	2020				41,836						
POLICE DEPT	1465	FORD INTERCEPT	7	100,000	4% Gov	15%	5,382	150-2	100%	35,882	2020				41,836						
POLICE DEPT	1466	FORD INTERCEPT	7	100,000	4% Gov	15%	5,382	150-2	100%	35,882	2020				41,836						
POLICE DEPT	1467	FORD INTERCEPT	7	100,000	4% Gov	15%	5,382	150-2	100%	35,882	2020				41,836						
POLICE DEPT	1468	FORD INTERCEPT	7	100,000	4% Gov	15%	5,394	150-2	100%	35,962	2020				41,929						
POLICE DEPT	1469	FORD INTERCEPT	7	100,000	4% Gov	15%	5,394	150-2	100%	35,962	2020				41,929						
POLICE DEPT	1470	FORD INTERCEPT	7	100,000	4% Gov	15%	5,394	150-2	100%	35,962	2020				41,929						
POLICE DEPT	1471	FORD INTERCEPT	7	100,000	4% Gov	15%	5,394	150-2	100%	35,962	2020				41,929						
POLICE DEPT	1472	FORD INTERCEPT	7	100,000	4% Gov	15%	5,394	150-2	100%	35,962	2020				41,929						
POLICE DEPT	1473	FORD INTERCEPT	7	100,000	4% Gov	15%	5,394	150-2	100%	35,962	2020				41,929						
POLICE DEPT	1474	FORD INTERCEPT	7	100,000	4% Gov	15%	5,394	150-2	100%	35,962	2020				41,929						
POLICE DEPT	1475	FORD INTERCEPT	7	100,000	4% Gov	15%	5,394	150-2													

FY 2021 Equipment Replacement Worksheets

Sub-totaled by Department

Department Name	Unit	Description	Est. Life	Repl. Meter	Repl. % g/p	Salv. %	Salv. Amt	Fund	Fund % Year	Purch. Cost	Repl. Year	2,022	2,023	2,024	2,025	2,026	2,027	2,028	2,029	2,030	2,031
POLICE DEPT	1477	FORD INTERCEPTO	7	100,000	4%	Gov	15%	5,394	150-2	100%	2020						41,929				
POLICE DEPT	1478	FORD INTERCEPTO	7	100,000	4%	Gov	15%	5,394	150-2	100%	2020						41,929				
POLICE DEPT	1519	FORD F150	10	100,000	4%	Gov	6%	1,865	150-21	100%	2018							44,157			
POLICE DEPT	1502	NISSAN ALTIMA 4DF	10	100,000	4%	Gov	15%	3,285	150-2	100%	2020										29,136
POLICE DEPT	1507	NISSAN ALTIMA 4DF	10	100,000	4%	Gov	15%	3,285	150-2	100%	2020										29,136
POLICE DEPT	1513	NISSAN ALTIMA 4DF	10	100,000	4%	Gov	15%	3,285	150-2	100%	2020										29,136
POLICE DEPT	1517	NISSAN ALTIMA 4DF	10	100,000	4%	Gov	15%	3,285	150-2	100%	2020										29,136
POLICE DEPT	1521	NISSAN ALTIMA 4DF	10	100,000	4%	Gov	15%	3,285	150-2	100%	2020										29,136
POLICE DEPT	PD2004	Cyvac	30	N/A	3%	Gov	0%	-	150-21	100%	2000										53,873
POLICE DEPT	1537	RADAR TRAILER	30	N/A	4%	Gov	13%	1,932	150-21	100%	2001										
POLICE DEPT	1538	RADAR TRAILER	30	N/A	4%	Gov	13%	-	150-21	100%	2003										46,265
POLICE DEPT	1596	FORD TRANSIT	15	100,000	4%	Gov	6%	2,296	150-21	100%	2018										
POLICE DEPT	1535	GMC TOPKICK BOM	25	100,000	4%	Gov	10%	-	150-21	100%	2009										
POLICE DEPT	1590	NABCO BOMB TRAIL	30	N/A	5%	Gov	13%	-	150-21	100%	2004										
POLICE DEPT	1597	KENWORTH CSI VAL	25	100,000	4%	Gov	10%	-	150-21	100%	2009										
POLICE DEPT	1598	CHARMATH ROBOT T	30	N/A	4%	Gov	13%	-	150-21	100%	2004										
POLICE DEPT Total												436,443	537,533	341,844	804,890	458,596	789,967	44,157	452,341	468,347	265,746
PW ADMIN	3091	FORD FUSION	10	100,000	4%	Ent	15%	2,826	660	100%	2016										
PW ADMIN	1090	FORD FUSION 4 DO	12	100,000	4%	Ent	15%	2,741	1010-3141	100%	2014										
PW ADMIN Total												-	-	-	-	51,578	-	-	-	-	-
PW BELKNAP	7312	KUBOTA FRONT DE	15	3,000	4%	Ent	15%	2,385	503	100%	2007										
PW BELKNAP	7409	FORD F250 EXT CAI	11	100,000	3%	Ent	15%	3,763	513	100%	2011										
PW BELKNAP	7412	FORD F250 W/SERV	12	100,000	4%	Ent	15%	3,297	503	100%	2010										
PW BELKNAP	7842	TOYOTA FORKLIFT	22	7,000	4%	Ent	10%	1,798	513	100%	2000										
PW BELKNAP	7360	TOYOTA FORKLIFT	24	1,000	4%	Ent	10%	2,138	503	100%	1998										
PW BELKNAP	7365	FORD F450XL 1 TOF	23	80,000	4%	Ent	15%	3,614	503	100%	1999										
PW BELKNAP	7350	FORD F150 4X2 SUF	23	80,000	2%	Ent	15%	383	503	100%	2000										
PW BELKNAP	7345	30' DREDGE TRAILER	20	N/A	4%	Ent	5%	150	503	100%	2003										
PW BELKNAP	7908	TRAILER	10	N/A	4%	Ent	10%	545	513	100%	2013										
PW BELKNAP	7106	FORD RANGER REC	12	100,000	3%	Ent	15%	2,187	513	100%	2011										
PW BELKNAP	7201	FORD FUSION 4 DO	12	100,000	3%	Ent	15%	2,723	513	100%	2011										
PW BELKNAP	7405	CHEVY COLORADO	11	100,000	4%	Ent	15%	2,677	503	100%	2012										
PW BELKNAP	7417	FORD F150 2WD EX	10	100,000	4%	Ent	15%	3,152	513	100%	2013										
PW BELKNAP	7111	FORD TRANSIT COF	10	100,000	4%	Ent	10%	2,070	513	100%	2013										
PW BELKNAP	7101	FORD F250 PICKUP	14	100,000	4%	Ent	15%	3,605	503	100%	2009										
PW BELKNAP	7353	FORD F150 4X2 SUF	23	80,000	4%	Ent	15%	2,706	513	100%	2000										
PW BELKNAP	7322	FORD F250 4X4 W/E	14	100,000	4%	Ent	15%	4,573	503	100%	2009										
PW BELKNAP	7810	CHEVY 3/4T 4X4 EX	10	100,000	4%	Ent	15%	7,453	513	100%	2013										
PW BELKNAP	7925	CUMMINS POWER C	20		4%	Ent	5%	1,582	513	100%	2003										
PW BELKNAP	7476	CAT SKID STEER LC	23	2,000	4%	Ent	15%	4,901	503	50%	2000										
PW BELKNAP	7476	CAT SKID STEER LC	23	2,000	4%	Ent	15%	4,901	513	50%	2000										
PW BELKNAP	7414	IHC 8 YD TANDEM C	11	7,000	4%	Ent	15%	16,451	503	100%	2012										
PW BELKNAP	7436	JOHN DEERE 710D I	24	7,000	4%	Ent	15%	18,222	503	100%	1999										
PW BELKNAP	7351	FLOATING DREDGE	20	7,000	5%	Ent	5%	10,331	503	100%	2003										
PW BELKNAP	7120	CHEVY MALIBU	16	100,000	4%	Ent	15%	383	150-2	100%	2008										
PW BELKNAP	7530	TOWMASTER 20' TR	17		4%	Ent	15%	1,613	503	100%	2007										
PW BELKNAP	7303	JOHN DEERE 60" LA	21	5,000	4%	Ent	15%	2,154	503	100%	2003										
PW BELKNAP	7431	IR COMPRESSOR	26	7,000	4%	Ent	15%	1,875	513	100%	1998										
PW BELKNAP	7418	FORD F350 2WD W	10	100,000	3%	Ent	10%	3,151	503	100%	2014										
PW BELKNAP	7440	AIR COMPRESSOR 30	7,000	4%	Ent	5%	1,125	503	100%	1994											
PW BELKNAP	7304	CUMMINS POWER C	12	7,000	4%	Ent	15%	15,911	503	100%	2012										
PW BELKNAP	7437	FORD F900	33	7,000	4%	Ent	10%	4,595	503	100%	1991										
PW BELKNAP	7904	VACTOR SEWER JE	16	7,000	4%	Ent	10%	40,000	513	100%	2008										
PW BELKNAP	7370	SULLIVAN AIR COMI	25	7,000	4%	Ent	10%	912	513	100%	2000										
PW BELKNAP	7202	FORD FUSION 4 DO	14	100,000	3%	Ent	15%	2,723	513	100%	2011										
PW BELKNAP	7104	FORD F250 PICKUP	14	100,000	3%	Ent	15%	3,475	513	100%	2011										
PW BELKNAP	7324	FORD F150 4X4 XC	10	100,000	4%	Ent	15%	3,885	502	100%	2015										
PW BELKNAP	7502	FORD F350 4X2 FL	10	100,000	4%	Ent	15%	4,077	502	100%	2015										
PW BELKNAP	7108	FORD F250 SRW 4	10	100,000	4%	Ent	15%	4,439	502	100%	2015										
PW BELKNAP	7109	FORD F250 SRW 4	10	100,000	4%	Ent	15%	4,439	502	100%	2015										
PW BELKNAP	7501	FORD F350 4X4 RE	10	100,000	4%	Ent	15%	5,244	502	100%	2015										
PW BELKNAP	7520	INGERSOL RAND AI	18	7,000	4%	Ent	15%	3,959	503	100%	2007										
PW BELKNAP	7411	WACHS VAC & VAL	13	N/A	4%	Ent	5%	1,558	503	100%	2012										
PW BELKNAP	7424	FORD F350 4X4 XC	10	100,000	4%	Ent	15%	6,338	502	100%	2015										
PW BELKNAP	7907	BOBCAT S650 SKID	13	7,000	4%	Ent	15%	6,141	512	100%	2012										
PW BELKNAP	7905	POWER PRIME PUM	18	7,000	4%	Ent	15%	5,535	513	100%	2007										
PW BELKNAP	7515	TRAC STAR FUSION	19	7,000	4%	Ent	15%	5,712	503	100%	2006										

FY 2021 Equipment Replacement Worksheets

Sub-totaled by Department

Department Name	Unit.	Description	Est. Life	Repl. Meter	Repl. % g/p	Salv. %	Salv. Amt	Fund	Fund % Year	Purch. Cost	Repl. Year	2,022	2,023	2,024	2,025	2,026	2,027	2,028	2,029	2,030	2,031
PW BELKNAP	7510	NEW HOLLAND EXC	19	7,000	4% Ent	15%	8,364	503	100%	2006	55,763				109,120						
PW BELKNAP	7313	CUMMINS GENERA	16	7,000	4% Ent	10%	8,281	503	100%	2009	82,810				146,821						
PW BELKNAP	7413	IHC 8 YD TANDEM C	13	7,000	4% ent	15%	16,451	503	100%	2012	109,674				166,164						
PW BELKNAP	7430	JOHN DEERE 710G	22	7,000	5% Ent	15%	13,871	513	100%	2003	92,470				256,628						
PW BELKNAP	7450	JOHN DEERE 710G	22	7,000	5% Ent	15%	13,871	503	100%	2003	92,470				256,628						
PW BELKNAP	7505	HAMMERHEAD HG1	19		4% Ent	15%	21,000	503	100%	2006	140,000				273,959						
PW BELKNAP	7555	HAMMERHEAD POW	15		N/A	4% Ent	10%	18,600	513	100%	2010	186,000			316,375						
PW BELKNAP	7116	WACHS	10		4% Ent	15%	2,441	502	100%	2016	16,270					21,643					
PW BELKNAP	7323	FORD TRANSIT	10	100,000	4% Ent	15%	3,238	503	100%	2016	21,586				28,715						
PW BELKNAP	7316	DODGE RAM 1500	10	100,000	4% Ent	15%	3,968	503	100%	2016	26,451				35,186						
PW BELKNAP	7317	DODGE RAM 1500	10	100,000	4% Ent	15%	3,968	503	100%	2016	26,451				35,186						
PW BELKNAP	7112	FORD F250 SRW 4	10	100,000	4% Ent	15%	5,415	502	100%	2016	36,099				48,020						
PW BELKNAP	7113	FORD F250 SRW 4	10	100,000	4% Ent	15%	5,415	502	100%	2016	36,099				48,020						
PW BELKNAP	7318	FORD F250 4X4	10	100,000	4% Ent	15%	5,736	503	100%	2016	38,241				50,870						
PW BELKNAP	7340	JOHN DEERE TRAC	21	7,000	4% Ent	15%	5,529	503	100%	2005	36,858				78,462						
PW BELKNAP	7373	ONAN GENERATOR	26	7,000	4% Ent	10%	3,250	503	100%	2000	32,500				86,855						
PW BELKNAP	7565	MCELROY FUSION	10		N/A	4% Ent	15%	9,926	503	100%	2016	66,170				88,022					
PW BELKNAP	7912	FREIGHTLINER VA	10	7,000	4% Ent	15%	53,974	503	100%	2016	359,828				478,659						
PW BELKNAP	7997	FREIGHTLINER VA	10	7,000	4% Ent	11%	40,027	512	100%	2016	363,885				498,611						
PW BELKNAP	7426	FORD F250 4X4	10	100000	4% ENT	15%	4,715	503	100%	2017	31,431						41,811				
PW BELKNAP	7117	FORD F250 4X4	10	100000	4% ENT	15%	5,055	503	100%	2017	33,703						44,833				
PW BELKNAP	7118	FORD F350 4X4	10	100000	4% ENT	15%	5,358	503	100%	2017	35,721						47,518				
PW BELKNAP	7916	VOLVO 8YD DUMP	10	100000	4% ENT	15%	16,508	503	100%	2017	110,050					146,393					
PW BELKNAP	7121	KUBOTA UTV	10	100,000	4% Ent	15%	1,571	513	100%	2018	10,475							13,934			
PW BELKNAP	7326	KUBOTA UTV	10	100,000	4% Ent	15%	1,571	513	100%	2018	10,475							13,934			
PW BELKNAP	7813	JD GATOR UTV	10	5,000	4% Ent	15%	2,819	513	100%	2018	18,792							24,998			
PW BELKNAP	7814	JD GATOR UTV	10	5,000	4% Ent	15%	2,819	513	100%	2018	18,792							24,998			
PW BELKNAP	7327	KUBOTA RTV	10	5,000	4% Ent	15%	2,864	513	100%	2018	19,095							25,401			
PW BELKNAP	7149	FORD F250 W/SERV	10	100,000	4% Ent	15%	5,421	513	100%	2018	36,139				48,074						
PW BELKNAP	7305	JD 1575 TERRAIN	10	7,000	4% Ent	15%	5,447	513	100%	2018	36,314				48,306						
PW BELKNAP	7446	FORD F350 W/SERV	10	100,000	4% Ent	15%	5,505	513	100%	2018	36,699				48,819						
PW BELKNAP	7344	FORD F350 W/SERV	10	100,000	4% Ent	15%	5,761	513	100%	2018	38,407				51,091						
PW BELKNAP	7546	FORD F250 W/SERV	10	100,000	4% Ent	15%	5,761	513	100%	2018	38,407				51,091						
PW BELKNAP	7486	FREIGHTLINER	10	7000	4% ENT	15%	27,069	503	100%	2018	180,462							240,059			
PW BELKNAP	7995	RAPID VIEW	10	5,000	4% Ent	15%	29,517	513	100%	2018	196,781							261,767			
PW BELKNAP	7917	FRTLINR VACTOR	10	7000	4% ENT	15%	54,794	503	100%	2018	365,290							485,925			
PW BELKNAP	7802	KUBOTA F2690	10	3,000	4% Ent	15%	2,535	513	100%	2019	16,900									22,481	
PW BELKNAP	7815	KUBOTA F2690	10	3,000	4% Ent	15%	2,535	513	100%	2019	16,900									22,481	
PW BELKNAP	7550	KIEFER BUILT 45' TF	20		4% Ent	10%	1,298	502	100%	2009	12,980									27,143	
PW BELKNAP	7143	DODGE RAM1500 4	10	100,000	4% Ent	10%	2,575	502	100%	2019	25,754				35,547						
PW BELKNAP	7320	DODGE RAM1500 4	10	100,000	4% Ent	10%	2,575	502	100%	2019	25,754				35,547						
PW BELKNAP	7811	SMITHCO	10	3,000	4% Ent	15%	5,708	513	100%	2019	38,055				50,623						
PW BELKNAP	7114	FORD F250 4X4 PIC	10	100,000	4% Ent	10%	3,749	502	100%	2019	37,487				51,741						
PW BELKNAP	7415	FORD F350 4X4 PIC	10	100,000	4% Ent	10%	3,955	512	100%	2019	39,551				54,590						
PW BELKNAP	7851	FORD F250 4X4 EXT	10	100,000	4% Ent	10%	3,978	512	100%	2019	39,777				54,902						
PW BELKNAP	7177	FORD F250 4X4 EXT	10	100,000	4% Ent	10%	4,011	502	100%	2019	40,113				55,366						
PW BELKNAP	7909	FORD F250 4X4 EXT	10	100,000	4% Ent	10%	5,489	502	100%	2019	54,893				75,766						
PW BELKNAP	7540	FORD F250 4X4 EXT	10	100,000	4% Ent	10%	6,599	502	100%	2019	65,987				91,078						
PW BELKNAP	7484	FREIGHTLINER	10	100,000	4% Ent	15%	22,092	513	100%	2019	147,277				195,914						
PW BELKNAP	7801	JOHN DEERE GATO	10		4% Ent	15%	1,500	513	100%	2020	10,000									13,302	
PW BELKNAP	7115	NISSAN ALTIMA 4DF	10	100,000	4% Ent	15%	3,285	513	100%	2020	21,903									29,136	
PW BELKNAP	3090	FORD TRANSIT CO	15	100,000	3% Ent	15%	3,268	660	100%	2015	21,784				30,671						
PW BELKNAP	7846	DODGE 1500 4X4	10	100,000	5% ENT	35%	8,775	601	100%	2020	25,072				33,246						
PW BELKNAP	7319	CHEVY MALIBU 4DR	30	80,000	4% Ent	15%	2,299	660	100%	2000	15,324				47,404						
PW BELKNAP	7355	DODGE 3500 2WD V	10	100,000	4% Ent	15%	5,522	513	100%	2020	36,812				48,969						
PW BELKNAP	7352	CHEVY 3500 4X4 EX	10	100,000	4% Ent	15%	6,290	513	100%	2020	41,932				55,780						
PW BELKNAP	7408	CHEVY 3500 4X4 EX	10	100,000	4% Ent	15%	6,290	513	100%	2020	41,932				55,780						
PW BELKNAP	7107	GENRAC GENERAT	20		N/A	4% Ent	15%	5,220	513	100%	2012	34,800									
PW BELKNAP	7812	HANCO GENERATC	20	7,000	4% Ent	15%	3,547	512	100%	2014	23,645										
PW BELKNAP	7930	CAT 950 FRONTENC	15	8,000	4% Ent	15%	28,947	503	100%	2019	192,983										
PW BELKNAP	7342	PJ DECKOVER	20	100,000	3% Ent	15%	1,199	513	100%	2018	7,993										
PW BELKNAP Total												238,318	1,537,188	986,713	2,163,037	1,498,252	280,555	1,338,397	773,179	314,289	-
SOLID WASTE	0038	FORD F250 2WD W/	14	100,000	5% Ent	25%	1,781	601	100%	2008	7,125				12,120						
SOLID WASTE	0141	AUTOCAR WATER T	18	15,000	3% Ent	5%	750	541	100%	2004	15,000				24,786						
SOLID WASTE	0189	FREIGHTLINER ROL	8	7,000	4% Ent	15%	23,162	541	100%	2014	154,410				188,159					266,046	
SOLID WASTE	0190	FREIGHTLINER ROL	8	7,000	4% Ent	15%	23,162	541	100%	2014	154,410				188,159					266,046	
SOLID WASTE	0192	PTRBLT NEWAY FF	7	7,000	4% Ent	20%	45,034	541	100%	2015	225,169				251,273					344,886	

FY 2021 Equipment Replacement Worksheets

Sub-totaled by Department

Department Name	Unit.	Description	Est. Life	Repl. Meter	Repl. % g/p	Salv. %	Salv. Amt	Fund	% Year	Purch. Cost	Repl. Year	2,022	2,023	2,024	2,025	2,026	2,027	2,028	2,029	2,030	2,031
SOLID WASTE	0193	PTRBLT CURBTENI	7	7,000	4% Ent	20%	53,040	541	100%	2015	2022	295,947							406,204		
SOLID WASTE	0195	AUTOCAR CNG HEI	7	10,000	3% Ent	10%	26,464	541	100%	2015	2022	299,008							373,825		
SOLID WASTE	0261	CAT 836K COMPACT	3	10,000	4% Ent	40%	431,273	541	100%	2019	2022	781,536			932,972			1,103,317			1,294,933
SOLID WASTE	1392	SWENSON SLIDE-IN	12	N/A	3% Ent	10%	240	211	100%	2011	2023		3,182								
SOLID WASTE	1292	SCHMIDT/WAUSAU	12	N/A	3% Ent	10%	350	211	100%	2011	2023		4,640								
SOLID WASTE	1192	FRTLINER 10YD DUI	12	80,000	3% Ent	10%	2,500	211	100%	2011	2023		33,144								
SOLID WASTE	0027	CHEVY 3/4 TON 4X4	10	100,000	4% Ent	15%	3,830	541	100%	2013	2023		33,965								
SOLID WASTE	0250	KINCAID PRO HYDR	10	7,000	4% Ent	15%	6,876	541	100%	2013	2023		60,982								
SOLID WASTE	0264	CAT SKIDSTEER	3	7500	4% Ent	17%	14,044	541	100%	2020	2023		78,881			90,484				103,536	
SOLID WASTE	0265	CAT SKIDSTEER	3	7500	4% Ent	17%	14,044	541	100%	2020	2023		78,881			90,484				103,536	
SOLID WASTE	0266	CAT SKIDSTEER	3	7500	4% Ent	17%	14,044	541	100%	2020	2023		78,881			90,484				103,536	
SOLID WASTE	0058	PETERBUILT REARL	7	10,000	4% Ent	10%	25,737	541	100%	2016	2023		312,949								419,951
SOLID WASTE	0050	PETERBUILT NEWA	7	10,000	4% Ent	10%	27,719	541	100%	2016	2023		337,047								452,288
SOLID WASTE	0051	PETERBUILT NEWA	7	10,000	4% Ent	10%	27,719	541	100%	2016	2023		337,047								452,288
SOLID WASTE	0197	PETERBUILT CNG	7	10,000	3% Ent	10%	30,380	541	100%	2016	2023		343,250								429,138
SOLID WASTE	0198	PETERBUILT CNG	7	10,000	3% Ent	10%	30,380	541	100%	2016	2023		343,250								429,138
SOLID WASTE	0057	PETERBUILT NEWA	7	10,000	4% Ent	10%	29,235	541	100%	2016	2023		355,473								477,014
SOLID WASTE	0263	JOHN DEERE 950K I	3	10,000	4% Ent	40%	200,843	541	100%	2020	2023		363,959			434,483				513,812	
SOLID WASTE	0254	CAT 966M	6	10000	4% ENT	10%	38,712	541	100%	2017	2023		451,116								581,077
SOLID WASTE	0262	CAT 836K COMPACT	3	10,000	4% Ent	40%	410,840	541	100%	2020	2023		744,508			888,769				1,051,044	
SOLID WASTE	0243	CAT 327G TWIN EN	14	8,000	4% Ent	20%	127,888	541	100%	2009	2023		979,412								
SOLID WASTE	0249	MONROE TRIPEDGE	30	0	4% Ent	15%	75	802	100%	1994	2024			1,547							
SOLID WASTE	1391	SWENSON SLIDE-IN	13	N/A	3% ENT	10%	1,200	211	100%	2011	2024		16,422								
SOLID WASTE	1291	SCHMIDT/WAUSAU	13	N/A	3% ENT	10%	1,723	211	100%	2011	2024		23,573								
SOLID WASTE	0256	CAT SKIDSTEER	7	7500	4% Ent	17%	8,411	541	100%	2017	2024		56,695								77,264
SOLID WASTE	1191	FRTLINER 10YD DUI	13	80,000	3% ENT	10%	13,384	211	100%	2011	2024		183,163								
SOLID WASTE	0260	CAT 938M LOADER	5	8,000	4% Ent	10%	26,353	541	100%	2019	2024		294,275							363,740	
SOLID WASTE	0055	ATC	7	10000	4% Ent	20%	63,111	541	100%	2017	2024		352,139								483,330
SOLID WASTE	0056	AUTO CAR CURBTE	7	10,000	4% Ent	10%	31,556	541	100%	2017	2024		383,696								514,887
SOLID WASTE	0030	FORD F250 4X4 PIC	10	100,000	4% Ent	10%	2,402	541	100%	2015	2025					33,159					
SOLID WASTE	0063	PETERBUILT	7	10000	4% Ent	10%	24,712	541	100%	2018	2025					300,483					
SOLID WASTE	0074	AUTOCAR BRIDGEP	7	10,000	4% Ent	10%	25,465	541	100%	2018	2025					309,635					
SOLID WASTE	0075	AUTOCAR BRIDGEP	7	10,000	4% Ent	10%	25,465	541	100%	2018	2025					309,635					
SOLID WASTE	0194	AUTOCAR CNG HEI	10	10,000	3% Ent	10%	25,013	541	100%	2015	2025					311,136					
SOLID WASTE	0070	PETERBUILT NEWA	7	10,000	4% Ent	10%	26,006	541	100%	2018	2025					316,215					
SOLID WASTE	0071	PETERBUILT NEWA	7	10,000	4% Ent	10%	26,006	541	100%	2018	2025					316,215					
SOLID WASTE	0072	PETERBUILT NEWA	7	10,000	4% Ent	10%	26,006	541	100%	2018	2025					316,215					
SOLID WASTE	0073	PETERBUILT NEWA	7	10,000	4% Ent	10%	26,006	541	100%	2018	2025					316,215					
SOLID WASTE	0066	PETERBUILT HEIL	7	10000	4% Ent	8%	20,906	541	100%	2018	2025					322,979					
SOLID WASTE	0067	PETERBUILT HEIL	7	10000	4% Ent	8%	20,906	541	100%	2018	2025					322,979					
SOLID WASTE	0068	PETERBUILT HEIL	7	10000	4% Ent	8%	20,906	541	100%	2018	2025					322,979					
SOLID WASTE	0206	CHAMPION GRADEF	30	10,000	4% Ent	15%	15,975	541	100%	1995	2025					329,441					
SOLID WASTE	0028	FORD F250 4X4 PIC	12	100,000	3.0% Ent	15%	3,783	541	100%	2014	2026					32,171					
SOLID WASTE	0033	CHEVY 2500HD 4X4	10	100,000	4% Ent	15%	4,330	541	100%	2016	2026					38,403					
SOLID WASTE	0069	PETERBUILT/HEIL	8	8,000	4% Ent	15%	39,328	541	100%	2018	2026					319,492					
SOLID WASTE	0059	PETERBUILT REARL	10	10,000	4% Ent	5%	12,525	541	100%	2016	2026					358,262					
SOLID WASTE	0060	PETERBUILT REARL	10	10,000	4% Ent	5%	12,525	541	100%	2016	2026					358,262					
SOLID WASTE	0052	PETERBUILT REAR	10	12,000	4% Ent	5%	12,882	541	100%	2016	2026					368,500					
SOLID WASTE	0053	PETERBUILT REAR	10	12,000	4% Ent	5%	12,882	541	100%	2016	2026					368,500					
SOLID WASTE	0036	FORD F250 4X4 PIC	10	100,000	4% Ent	5%	1,366	541	100%	2017	2027									39,087	
SOLID WASTE	0037	FORD F250 4X4 PIC	10	100,000	4% Ent	5%	1,366	541	100%	2017	2027									39,087	
SOLID WASTE	0054	FREIGHTLINER	10	10000	4% ENT	20%	32,830	541	100%	2017	2027									210,153	
SOLID WASTE	0258	CAT 316 EXCAVATC	10	12,000	4% Ent	15%	32,212	541	100%	2017	2027									285,663	
SOLID WASTE	0191	PTRBLT LEACH RE	12	12,000	4% Ent	10%	20,443	541	100%	2015	2027									306,859	
SOLID WASTE	0076	PETERBUILT.CURBT	7	10,000	4% Ent	10%	28,420	541	100%	2020	2027									345,568	
SOLID WASTE	0077	PETERBUILT.CURBT	7	10,000	4% Ent	10%	28,420	541	100%	2020	2027									345,568	
SOLID WASTE	0078	PETERBUILT.CURBT	7	10,000	4% Ent	10%	28,420	541	100%	2020	2027									345,568	
SOLID WASTE	0079	PETERBUILT.CURBT	7	10,000	4% Ent	10%	28,420	541	100%	2020	2027									345,568	
SOLID WASTE	0080	PETERBUILT.CURBT	7	10,000	4% Ent	10%	28,420	541	100%	2020	2027									345,568	
SOLID WASTE	0081	PETERBUILT.CURBT	7	10,000	4% Ent	10%	28,420	541	100%	2020	2027									345,568	
SOLID WASTE	0082	PETERBUILT.CURBT	7	10,000	4% Ent	10%	28,844	541	100%	2020	2027									350,725	
SOLID WASTE	0219	HYDRAULIC SLIDE I	44	N/A	4% Ent	5%	240	541	100%	1984	2028										
SOLID WASTE	0202	SWENSON SANDER	39	N/A	4% Ent	10%	633	541	100%	1989	2028									26,719	
SOLID WASTE	90205	TWO STATION HIGH	29		4% Ent	0%	-	541	100%	1999	2028									28,580	
SOLID WASTE	90209	REFUSE CONTAINER	29		4% Ent	5%	622	541	100%	1999	2028									33,249	
SOLID WASTE	0026	CHEVY 4X4 CREW C	15	100,000	4% Ent	15%	4,351	541	100%	2013	2028									38,143	
SOLID WASTE	0231	5YD DUMP TRUCK	36	70,000	4% Ent	5%	750	541	100%	1992	2028									47,891	
																				60,809	

FY 2021 Equipment Replacement Worksheets

Sub-totaled by Department

Department Name	Unit	Description	Est. Life	Repl. Meter	Repl. % g/p	Salv. %	Salv. Amt	Fund	% Year	Purch. Cost	Repl. Year	2,022	2,023	2,024	2,025	2,026	2,027	2,028	2,029	2,030	2,031
STREET/TRAFFIC	1233	JOHN DEERE BACK	28	7,000	4%	ENT 15%	10,483	211	100%	1996	2024										
STREET/TRAFFIC	1202	KOMATSU 4YD LOA	24	7,000	4%	ENT 15%	14,553	211	100%	2000	2024										
STREET/TRAFFIC	1248	FREIGHTLINER/ELG	11	7,000	4%	ENT 15%	30,989	211	100%	2013	2024										
STREET/TRAFFIC	1387	LOADTRAIL TRAILER	15	N/A	4%	ENT 10%	570	211	100%	2010	2025										
STREET/TRAFFIC	1319	GRACO LINE LAZER	10	N/A	5%	ENT 15%	1,078	211	100%	2015	2025										
STREET/TRAFFIC	1366	BACKHOE ATTACH	25	0	4%	ENT 15%	1,307	211	100%	2000	2025										
STREET/TRAFFIC	1347	HYDRAULIC BREAK	25	N/A	4%	ENT 1%	86	211	100%	2000	2025										
STREET/TRAFFIC	1103	FORD F250 REG CA	15	100,000	4%	ENT 10%	1,727	211	100%	2010	2025										
STREET/TRAFFIC	1353	SLIDE IN DE-ICE TAI	20	0	4%	ENT 15%	2,376	211	100%	2005	2025										
STREET/TRAFFIC	1104	CHEVY 3/4 TON PIC	17	80,000	4%	ENT 15%	2,726	211	100%	2008	2025										
STREET/TRAFFIC	1110	FORD F150 4X4 XC.	10	100,000	4%	ENT 15%	3,885	211	100%	2015	2025										
STREET/TRAFFIC	1107	FORD F350 DUALL	10	100,000	4%	ENT 15%	4,061	211	100%	2015	2025										
STREET/TRAFFIC	1127	FORD F250 PICKUP	13	100,000	4%	ENT 10%	2,447	211	100%	2012	2025										
STREET/TRAFFIC	1166	FORD F350 4X2 DU	10	100,000	4%	ENT 15%	4,707	211	100%	2015	2025										
STREET/TRAFFIC	1168	FORD F350 4X2 DU	10	100,000	4%	ENT 15%	4,707	211	100%	2015	2025										
STREET/TRAFFIC	1143	WEILER PAVEN	10	100,000	4%	ENT 15%	22,136	211	100%	2015	2025										
STREET/TRAFFIC	1211	CASE 721F WHEEL	10	7,000	4%	ENT 15%	23,146	211	100%	2015	2025										
STREET/TRAFFIC	1229	FREIGHTLINER 2 TC	25	7,000	4%	ENT 15%	13,131	211	100%	2000	2025										
STREET/TRAFFIC	1243	FREIGHTLINER	8	7000	4%	ENT 15%	35,850	211	100%	2017	2025										
STREET/TRAFFIC	1238	FREIGHTLINER VA	10	7,000	4%	ENT 10%	32,056	211	100%	2015	2025										
STREET/TRAFFIC	1239	FREIGHTLINER VA	10	7,000	4%	ENT 10%	32,056	211	100%	2015	2025										
STREET/TRAFFIC	1207	FORD STERLING PC	20	10,000	4%	ENT 30%	3,000	211	100%	2006	2026										
STREET/TRAFFIC	1111	FORD F350 4X4	10	100,000	4%	ENT 15%	5,640	211	100%	2016	2026										
STREET/TRAFFIC	1164	FORD F350 DUMP	10	100,000	4%	ENT 10%	4,062	211	100%	2016	2026										
STREET/TRAFFIC	1311	LARUE D50 SNOW	10	7,000	4%	ENT 10%	12,854	211	100%	2016	2026										
STREET/TRAFFIC	1122	FREIGHTLINER	10	7,000	4%	ENT 15%	23,195	211	100%	2016	2026										
STREET/TRAFFIC	1198	FREIGHTLINER DUI	12	100,000	4%	ENT 10%	15,397	211	100%	2014	2026										
STREET/TRAFFIC	1199	FREIGHTLINER DUA	12	100,000	4%	ENT 10%	15,397	211	100%	2014	2026										
STREET/TRAFFIC	1244	FREIGHTLINER BRC	7	7,000	4%	ENT 15%	34,028	211	100%	2019	2026										
STREET/TRAFFIC	1252	FREIGHTLINER SCH	7	7,000	4%	ENT 10%	24,181	211	100%	2019	2026										
STREET/TRAFFIC	1105	FORD F150 XCAB	10	100000	4%	ENT 15%	3,835	211	100%	2017	2027										
STREET/TRAFFIC	1162	DODGE 1TON	10	100000	4%	ENT 15%	5,658	211	100%	2017	2027										
STREET/TRAFFIC	1155	FREIGHTLINER CRA	15	7,000	4%	ENT 15%	15,658	211	100%	2012	2027										
STREET/TRAFFIC	1249	FREIGHTLINER BRC	7	N/A	3%	ENT 10%	24,794	211	100%	2020	2027										
STREET/TRAFFIC	1295	WASAU	10	N/A	4%	ENT 15%	1,199	211	100%	2018	2028										
STREET/TRAFFIC	1350	SOLAR MESSAGE	10	N/A	4%	ENT 15%	2,003	211	100%	2018	2028										
STREET/TRAFFIC	1397	SWENSON	10	N/A	4%	ENT 15%	2,130	211	100%	2018	2028										
STREET/TRAFFIC	1398	SWENSON	10	N/A	4%	ENT 15%	2,130	211	100%	2018	2028										
STREET/TRAFFIC	1277	SNOW PLOW	10	N/A	4%	ENT 15%	2,268	211	100%	2018	2028										
STREET/TRAFFIC	1278	SNOW PLOW	10	N/A	4%	ENT 15%	2,268	211	100%	2018	2028										
STREET/TRAFFIC	1354	SANDER - SLIDE-IN	10	N/A	4%	ENT 15%	2,355	211	100%	2018	2028										
STREET/TRAFFIC	1285	SCHMIDT/WASAU	10	N/A	4%	ENT 15%	2,717	211	100%	2018	2028										
STREET/TRAFFIC	1293	SCHMIDT/WASAU	10	N/A	4%	ENT 15%	2,717	211	100%	2018	2028										
STREET/TRAFFIC	1280	SNOW PLOW	10	N/A	4%	ENT 15%	2,994	211	100%	2018	2028										
STREET/TRAFFIC	1128	DODGE RAM 3500	10	N/A	4%	ENT 15%	5,548	211	100%	2018	2028										
STREET/TRAFFIC	1129	DODGE RAM 3500	10	N/A	4%	ENT 15%	5,548	211	100%	2018	2028										
STREET/TRAFFIC	1154	FREIGHTLINER 12YI	10	100,000	4%	ENT 15%	20,151	211	100%	2018	2028										
STREET/TRAFFIC	1184	Chevy 1 ton dump tru	10	100,000	4%	ENT 15%	20,457	211	100%	2018	2028										
STREET/TRAFFIC	1185	Chevy 1 ton dump tru	10	100,000	4%	ENT 15%	20,457	211	100%	2018	2028										
STREET/TRAFFIC	1193	FREIGHTLINER	10	100,000	4%	ENT 15%	22,283	211	100%	2018	2028										
STREET/TRAFFIC	1194	FRTLNR TANDEM	10	100,000	4%	ENT 15%	23,481	211	100%	2018	2028										
STREET/TRAFFIC	1282	HENKE V-SNOWPLC	10	100,000	4%	ENT 15%	2,688	211	100%	2019	2029										
STREET/TRAFFIC	1283	HENKE V-SNOWPLC	10	100,000	4%	ENT 15%	2,688	211	100%	2019	2029										
STREET/TRAFFIC	1289	HENKE V-SNOWPLC	10	100,000	4%	ENT 15%	2,688	211	100%	2019	2029										
STREET/TRAFFIC	1165	FORD F350 DUMP T	10	100,000	4%	ENT 15%	5,789	211	100%	2019	2029										
STREET/TRAFFIC	1346	SCAG ZERO TURN	10	N/A	4%	ENT 15%	1,709	211	100%	2020	2030										
STREET/TRAFFIC	1303	GRAPPLE ATCMT 1	20	N/A	4%	ENT 10%	769	211	100%	2010	2030										
STREET/TRAFFIC	1352	VARIABLE MESSAGI	10	N/A	4%	ENT 15%	2,182	211	100%	2020	2030										
STREET/TRAFFIC	1353	VARIABLE MESSAGI	10	N/A	4%	ENT 15%	2,182	211	100%	2020	2030										
STREET/TRAFFIC	1356	SWENSON SLIDE-IN	10	N/A	3%	ENT 10%	3,100	211	100%	2020	2030										
STREET/TRAFFIC	1256	SCHMIDT/WASAU	10	N/A	3%	ENT 10%	3,280	211	100%	2020	2030										
STREET/TRAFFIC	1112	DODGE RAM 3500 R	10	100,000	4%	ENT 15%	5,394	211	100%	2020	2030										
STREET/TRAFFIC	1169	DODGE RAM 3500 D	10	100,000	4%	ENT 15%	6,070	211	100%	2020	2030										
STREET/TRAFFIC	1118	DODGE RAM 5500 S	10	100,000	4%	ENT 15%	10,151	211	100%	2020	2030										
STREET/TRAFFIC	1182	FREIGHTLINER DUA	10	100,000	4%	ENT 15%	20,919	211	100%	2020	2030										
STREET/TRAFFIC	1183	FREIGHTLINER DUA	10	100,000	4%	ENT 15%	20,919	211	100%	2020	2030										
STREET/TRAFFIC	1189	FREIGHTLINER DUA	10	100,000	4%	ENT 15%	20,919	211	100%	2020	2030										

FY 2021 Equipment Replacement Worksheets

Sub-totaled by Department

Department Name	Unit.	Description	Est. Life	Repl. Meter	Repl. % g/p	Salv. %	Salv. Amt	Fund	Fund % Year	Purch. Cost	Repl. Year	2,022	2,023	2,024	2,025	2,026	2,027	2,028	2,029	2,030	2,031
STREET/TRAFFIC	1150	FREIGHTLINER TAN	10	100,000	4%	ENT 15%	20,940	211	100%	2020	2030									185,703	
STREET/TRAFFIC	1124	FREIGHTLINER ROL	10	100,000	4%	ENT 15%	27,306	211	100%	2020	2030									242,160	
STREET/TRAFFIC	1228	KENWORTH POTHC	10	100,000	4%	ENT 15%	35,165	211	100%	2020	2030									311,853	
STREET/TRAFFIC	1212	CAT 140AWP GRAD	10	N/A	4%	ENT 15%	41,400	211	100%	2020	2030									367,147	
STREET/TRAFFIC	1213	CAT 140AWP GRAD	10	N/A	4%	ENT 15%	41,400	211	100%	2020	2030									367,147	
STREET/TRAFFIC	1307	PETERBUILT PAINT	10	100,000	4%	ENT 15%	44,464	211	100%	2020	2030									394,316	
STREET/TRAFFIC	1358	SWENSON SLIDE-IN	10	N/A	3%	ENT 5%	1,550	211	100%	2021	2031										40,111
STREET/TRAFFIC	1258	SCHMIDT/WAUSAU	10	N/A	3%	ENT 5%	1,640	211	100%	2021	2031										42,440
STREET/TRAFFIC	1158	FREIGHTLINER TAN	10	N/A	4%	ENT 15%	4,920	211	100%	2021	2031										43,632
STREET/TRAFFIC	1186	FREIGHTLINER	15	100,000	4%	ENT 15%	20,381	211	100%	2016	2031										224,319
STREET/TRAFFIC	1187	FREIGHTLINER	15	100,000	4%	ENT 15%	20,381	211	100%	2016	2031										224,319
STREET/TRAFFIC	1200	CAT 12M3AWD	15	7,000	4%	ENT 15%	37,703	211	100%	2016	2031										414,965
STREET/TRAFFIC	7421	HENDERSON	20	N/A	4%	ENT 5%	510	211	100%	2012	2032										
STREET/TRAFFIC	7423	HENDERSON	20	N/A	4%	ENT 5%	510	211	100%	2012	2032										
STREET/TRAFFIC	1298	MONROE SNOW PL	18	N/A	4%	ENT 15%	2,212	211	100%	2014	2032										
STREET/TRAFFIC	1299	MONROE SNOW PL	18	N/A	4%	ENT 15%	2,212	211	100%	2014	2032										
STREET/TRAFFIC	1296	WAUSAU SNOW PL	20	N/A	3%	ENT 5%	1,092	211	100%	2012	2032										
STREET/TRAFFIC	1297	WASAU SNOW PLO	20	N/A	3%	ENT 5%	1,092	211	100%	2012	2032										
STREET/TRAFFIC	7420	WAUSAU SNOW	20	100,000	4%	ENT 5%	1,092	211	100%	2012	2032										
STREET/TRAFFIC	7422	WAUSAU SNOW	20	N/A	4%	ENT 5%	1,092	211	100%	2012	2032										
STREET/TRAFFIC	1301	LARUE SNOW BLOV	20	7,000	3%	ENT 15%	18,330	211	100%	2012	2032										
STREET/TRAFFIC	1313	LARUE D60 SNOW E	15	7,000	4%	ENT 15%	27,760	211	100%	2019	2034										
STREET/TRAFFIC	1204	CAT 950 FRONTENC	15	8,000	4%	ENT 15%	28,947	211	100%	2019	2034										
STREET/TRAFFIC	1206	CAT 950 FRONTENC	15	8,000	4%	ENT 15%	28,947	211	100%	2019	2034										
STREET/TRAFFIC	1236	CASE SKID STEER L	40	7,000	4%	ENT 15%	3,394	211	100%	1995	2035										
STREET/TRAFFIC	1218	HAMM HD13 ROLLE	20	7,000	4%	ENT 15%	9,660	211	100%	2015	2035										
STREET/TRAFFIC	1171	VOLVO TRUCK/TRAF	20	80,000	4%	ENT 15%	15,790	211	100%	2015	2035										
STREET/TRAFFIC	1286	HENKE V-PLOW	20		4%	ENT 5%	800	211	100%	2016	2036										
STREET/TRAFFIC	1287	HENKE V-PLOW	20		4%	ENT 5%	800	211	100%	2016	2036										
STREET/TRAFFIC	1254	FREIGHTLINER	20	N/A	4%	ENT 15%	20,305	211	100%	2016	2036										
STREET/TRAFFIC	1205	CAT 12M3AWD	20	7,000	4%	ENT 15%	37,703	211	100%	2016	2036										
STREET/TRAFFIC Total												750,645	2,780,870	1,381,506	2,149,638	1,528,852	536,660	1,247,832	152,178	2,765,854	989,786
Grand Total												5,011,503	15,885,434	9,402,203	14,271,489	10,683,215	10,986,289	7,449,204	8,643,297	10,888,523	5,550,932

FY 2021 Equipment Replacement Worksheets

Sub-totaled by Department

Department Name	Unit.	Description	Est. Life	Repl. Meter	Repl. % g/p	Salv. %	Salv. Amt	Fund	% Year	Purch. Cost	Repl. Year	2,032	2,033	2,034	2,035	2,036	2,037	2,038	2,039	2,040	2,041
AIRPORT	E170	WINDSOR FLOOR S	13	N/A	3% Ent	0%	-	562	100%	2009	11,972				25,819						
AIRPORT	1745	CHEVROLET C1500	32	100,000	3% Ent	2%	231	562	100%	1990	11,528										
AIRPORT	1740	MASS TRANSIT BUS	32		Ent	5%	250	562	100%	1991	5,000										
AIRPORT	E-174	Voyager Duo Carpet	10		3% Ent	0%	-	562	100%	2013	10,217		18,453								
AIRPORT	1710	FORD F350 REG CA	12	100,000	3% Ent	10%	2,432	407	100%	2011	24,322				47,009						
AIRPORT	E-165	TURBOWAY PASSEI	20		3% Ent	2%	440	405	100%	2003	22,000										
AIRPORT	1776	CHEVY BRUSH/RES	25		5% Ent	5%	900	562	100%	1998	18,000										
AIRPORT	1770	RUNWAY CLOSURE	17		N/A	4% Ent	5%	641	562	100%	2007	12,825									48,021
AIRPORT	1771	RUNWAY CLOSURE	17		N/A	4% Ent	5%	641	562	100%	2007	12,825									48,021
AIRPORT	1718	NEW HOLLAND TRA	22	5,000	3% Ent	5%	1,020	562	100%	2002	20,400										
AIRPORT	1725	JOHN DEERE SKIDS	17	7,000	4% Ent	3%	743	562	100%	2007	24,772										93,250
AIRPORT	1738	INGERSOLL-RAND F	39	5,000	3% Ent	0%	-	562	100%	1985	20,358										
AIRPORT	1705	JOHN DEERE TRAC	21	5,000	3% Ent	2%	1,758	405	100%	2003	87,900										
AIRPORT	1730	OSHKOSH HB SERIE	20		3% Ent	8%	30,851	407	100%	2004	385,636										
AIRPORT	1750	OSHKOSH HB-SERIE	15		3% Ent	7%	35,252	407	100%	2009	503,598								1,187,113		
AIRPORT	1746	Ford Paratransit Van	20	90,000	3% Ent	7%	660	572	100%	2005	9,426										
AIRPORT	E177	RIDING CARPET SW	8		3% Ent	2%	337	562	100%	2017	16,850		26,702								33,916
AIRPORT	E-139	CLYDE 18' PORTABI	38		3% Ent	3%	234	562	100%	1987	7,800										
AIRPORT	E-157	1 JLG CM2033 SCIS	30		3% Ent	3%	404	562	100%	1995	13,467										
AIRPORT	1704	FORD EXPEDITION	15	100,000	3% Ent	10%	2,881	562	100%	2010	28,806										67,039
AIRPORT	1708	CHEVY 2500 PICKUP	20	100,000	4% Ent	10%	2,096	562	100%	2005	20,962										
AIRPORT	1729	FORD ECONOLINE	37	4,000	1% Ent	1%	698	562	100%	1988	69,799										
AIRPORT	1775	TYMCO SWEEPER/A	15	7,000	4% Ent	15%	28,099	562	100%	2010	187,329										579,483
AIRPORT	1733	OSHKOSH H SERIE	22	7,000	7% Ent	10%	33,560	407	100%	2003	335,603										
AIRPORT	E-146	MILLER 300 SHOP M	32		3% Ent	0%	-	562	100%	1994	7,000										
AIRPORT	1734	MILLER BIG 40 POR	44	4,000	3% Ent	0%	-	562	100%	1982	6,500										
AIRPORT	E171	CAT GTX 30" RIDING	15		3% Ent	5%	933	562	100%	2011	18,665										44,372
AIRPORT	1716	CHEVY 3/4 TON PIC	20	100,000	4% Ent	5%	900	562	100%	2006	17,996										
AIRPORT	E172	TERMINAL BUILDING	15		3% Ent	3%	886	562	100%	2011	29,547										70,832
AIRPORT	1782	FORD EXPEDITION	10	100,000	4% Ent	10%	4,113	562	100%	2016	41,125					85,997					
AIRPORT	1783	FORD EXPEDITION	10	100,000	4% Ent	10%	4,113	562	100%	2016	41,125					85,997					
AIRPORT	1784	FORD EXPEDITION	10	100,000	4% Ent	10%	4,113	562	100%	2016	41,125					85,997					
AIRPORT	1743	JOHN DEERE TRAC	20	7,000	4% Ent	2%	1,672	562	100%	2006	83,591										
AIRPORT	1779	OSHKOSH 4X4 20' B	15	7,000	3% Ent	7%	36,610	562	100%	2011	523,000										1,232,848
AIRPORT	1760	16' HOMEMADE TAN	30		3% Ent	2%	100	562	100%	1997	5,000										
AIRPORT	E176	CARPET EXTRACT	10		3% Ent	2%	207	562	100%	2017	10,340						18,468				
AIRPORT	E-147	OPS CENTER HYDR	35		3% Ent	5%	359	562	100%	1992	7,185										
AIRPORT	E-168	Escalator Tread Clea	19		3% Ent	5%	680	562	100%	2008	13,595										
AIRPORT	1763	AMIDA LT760D POR	30	4,000	3% Ent	5%	750	562	100%	1997	15,000										
AIRPORT	1755	DEEP VAC 850	15		N/A	4% ent	5%	1,248	407	100%	2012	24,968									
AIRPORT	1702	FORD CROWN VICT	20	100,000	4% ent	10%	2,191	562	100%	2007	21,908										
AIRPORT	1709	SKID STEER 320D L	15	7,000	4% ent	3%	949	407	100%	2012	31,645										
AIRPORT	1741	BAUER SCBA COMP	20		N/A	4% Ent	3%	1,104	562	100%	2007	36,785									
AIRPORT	1715	E-ONE TITAN AIRCR	30		N/A	3% Ent	3%	9,040	407	100%	1997	301,343									
AIRPORT	1736	OSHKOSH P SERIE	23	7,000	5% Ent	10%	24,490	405	100%	2004	244,896										
AIRPORT	1772	ROSENBAUER AIRC	20		3% Ent	8%	50,726	407	100%	2007	634,075										
AIRPORT	1773	ROSENBAUER AIRC	20		3% Ent	8%	50,726	407	100%	2007	634,075										
AIRPORT	1732	OSHKOSH P SERIE	24	7,000	7% Ent	10%	23,205	405	100%	2003	232,048										
AIRPORT	1744	ASPHALT CRACK R	20		N/A	2% Ent	5%	418	562	100%	2008	8,350									
AIRPORT	1703	CHEVY 1 TON 4X4 P	20	100,000	5% Ent	5%	1,131	562	100%	2008	22,622										
AIRPORT	1706	CHEVY 1 TON 4x4 P	20	100,000	5% Ent	5%	1,131	562	100%	2008	22,622										
AIRPORT	1724	HENDERSON RUNN	25	7,000	5% Ent	0%	-	407	100%	2003	56,942										
AIRPORT	1720	IHC TANDEM DUMP	25	60,000	5% Ent	5%	4,153	407	100%	2003	83,058										
AIRPORT	1728	JOHN DEERE MOTC	25	7,000	3% Ent	5%	6,978	407	100%	2003	139,563										
AIRPORT	1764	CRAFTCO 200 ASPH	30	4,000	3% Ent	5%	295	562	100%	1999	5,894										
AIRPORT	1711	FORD F350 4X4 PIC	15	100,000	3% Ent	15%	3,836	562	100%	2014	25,576										
AIRPORT	1713	FORD F350 4X4 EXT	20	100,000	4% Ent	10%	2,392	562	100%	2009	23,916										
AIRPORT	1751	BOBCAT TOOLCAT	10		3% Ent	5%	2,552	562	100%	2019	51,044										89,639
AIRPORT	1712	FORD F350 4X4 WIT	20	100,000	4% Ent	10%	3,391	562	100%	2009	33,911										
AIRPORT	E-169	BOOM LIFT AERIAL	20		3% Ent	10%	4,167	405	100%	2009	41,665										
AIRPORT	1768	JOHN DEERE WHEE	24	7,000	4% Ent	7%	9,450	562	100%	2005	135,000										
AIRPORT	1737	MB SNOW BLOWER	15	7,000	4% Ent	7%	40,601	562	100%	2014	580,012										
AIRPORT	1777	SULLAIR COMPRES	20	7,000	3% Ent	10%	1,671	562	100%	2010	16,705										
AIRPORT	1765	CRAFTCO SS250 AS	30	4,000	3% Ent	10%	3,503	562	100%	2000	35,030										
AIRPORT	1774	INTERNATIONAL 6X	20		4% Ent	10%	11,869	407	100%	2010	118,687										
AIRPORT	1749	TEREX PORTABLE L	20	7,000	3% Ent	10%	1,791	562	100%	2011	17,907										
AIRPORT	1778	MEDICAL SUPPORT	20		5% Ent	10%	3,500	407	100%	2011	35,000										

FY 2021 Equipment Replacement Worksheets

Sub-totaled by Department

Department Name	Unit.	Description	Est. Life	Repl. Meter	Repl. % g/p	Salv. %	Salv. Amt	Fund	Fund % Year	Purch. Cost	Repl. Year	2,032	2,033	2,034	2,035	2,036	2,037	2,038	2,039	2,040	2,041
FIRE	4060	FIRE TRUCK SUTPH	18		4%	4%	21,924	150-22	100%	2004	548,102									2,227,450	
FIRE	4082	FORD EXPLORER 4	16	80,000	4%	10%	2,480	150-22	100%	2007	24,800									84,520	
FIRE	4083	FORD F550 BRUSH	16		5%	10%	4,337	150-22	100%	2007	43,367									202,305	
FIRE	4057	FORD F550 4X4 BRL	21	80,000	5%	10%	4,274	150-22	100%	2002	42,737										
FIRE	4088	WATER TENDER 25'	26		5%	10%	8,677	150-22	100%	1997	86,770										
FIRE	4080	CHEVY MALIBU	17	80,000	5%	10%	1,538	150-22	100%	2007	15,379										79,253
FIRE	4081	CHEVY MALIBU	17	80,000	5%	10%	1,538	150-22	100%	2007	15,379										79,253
FIRE	4074	GMC 1/2 TON 4X4 PI	15	80,000	4%	10%	2,063	150-22	100%	2009	20,625									64,833	
FIRE	4070	FORD 4X4 BRUSH T	20		5%	10%	5,470	150-22	100%	2004	54,698										
FIRE	4065	HAZMAT TRAILER	20		4%	0%	-	150-22	100%	2004	87,820										
FIRE	4068	FREIGHTLINER HAZ	20		5%	10%	8,782	150-22	100%	2004	87,820										
FIRE	4089	GMC TOPKICK 4DR	15		5%	10%	12,769	150-22	100%	2009	127,686										539,083
FIRE	4048	SUTPHEN FIRE PUM	15		5%	4%	16,168	150-22	100%	2009	404,194										1,497,667
FIRE	4049	SUTPHEN FIRE PUM	15		5%	4%	16,168	150-22	100%	2009	404,194										1,497,667
FIRE	4098	CHEVY MALIBU	17	100,000	4%	15%	2,440	150-2	100%	2008	16,264										
FIRE	4093	S2 RESCUE PMPER	18		5%	4%	11,437	150-22	100%	2007	285,937										
FIRE	4073	HAZMAT TRAILER	35		N/A	15%	2,100	150-22	100%	1991	14,000										
FIRE	4087	FORD F250 PICKUP	15	80,000	5%	10%	2,998	150-22	100%	2011	29,984										126,591
FIRE	4096	FORD F550 QRV	15	100,000	5%	10%	11,695	150-22	100%	2011	116,953										493,769
FIRE	4097	FORD F550 QRV	15	100,000	5%	10%	11,695	150-22	100%	2011	116,953										493,769
FIRE	4050	SUTPHEN PUMPER	18		5%	4%	14,939	150-22	100%	2008	373,477										
FIRE	4051	SUTPHEN PUMPER	18		5%	4%	14,939	150-22	100%	2008	373,477										
FIRE	4075	FORD FUSION 4DR	12	80,000	5%	10%	1,806	150-22	100%	2015	18,060										56,439
FIRE	4053	SUTPHEN AERIAL L	30		4%	3%	360	150-22	100%	1997	12,000										
FIRE	4067	H&H TECHNICAL RE	20		4%	10%	695	150-22	100%	2009	6,950										
FIRE	4041	FORD INTERCEPT	10	110000	4%	10%	3,162	150-22	100%	2019	31,624										66,130
FIRE	4042	FORD INTERCEPT	10	110000	4%	10%	3,162	150-22	100%	2019	31,624										66,130
FIRE	4077	DODGE 2500 4X4 C	10	100,000	4%	10%	3,614	150-22	100%	2019	36,139										75,571
FIRE	4094	DODGE 2500 4X4 C	10	100,000	4%	10%	3,614	150-22	100%	2019	36,139										75,571
FIRE	4066	FORD F350 4X4 UT	15	100,000	3.0%	15%	6,058	150-22	100%	2014	40,385										
FIRE	4069	FREIGHTLINER TO	15	7,000	4.0%	10%	19,540	150-22	100%	2014	195,395										
FIRE	4064	FREIGHTLINER WA	25		5%	10%	11,587	150-22	100%	2004	115,868										
FIRE	4076	DODGE RAM 2500 4	10	100,000	4%	15%	4,581	150-22	100%	2020	30,542										62,340
FIRE	4086	FORD F250 4X4 CR	15	100,000	4%	15%	4,294	150-22	100%	2015	28,625										
FIRE	4054	PIERCE AERIAL	15	100,000	3%	10%	91,649	150-22	100%	2016	916,487										
FIRE	4072	FREIGHTLINER AIR	20		N/A	5%	4,868	150-22	100%	2012	97,360										208,460
FIRE	4055	PIERCE FIRE PUMPI	15	100,000	5%	4%	24,435	150-22	100%	2020	610,879				1,157,788						
FIRE	4056	PIERCE FIRE PUMPI	15	100,000	5%	4%	24,435	150-22	100%	2020	610,879				1,157,788						
FIRE	4027	BREATHING AIR CC	20		0	10%	13,384	150-22	100%	2018	133,835										279,865
FIRE Total												208,460	-	-	2,315,576	-	-	279,865	4,225,915	2,289,790	1,272,635
FLEET SERVICES	1047	FORD 3/4T W/UTILIT	14	100,000	4%	ENT	1,781	601	100%	2008	7,125					19,585					
FLEET SERVICES	1038	FORD 3/4 TON PICK	14	80,000	4%	ENT	1,425	601	100%	2008	7,125					19,941					
FLEET SERVICES	1039	FORD F250 2WD W/	15	100,000	4%	ENT	750	601	100%	2008	5,000									15,467	
FLEET SERVICES	1045	FORD 3/4T EXT CAB	13	100,000	3%	ENT	975	503	100%	2010	6,500					13,043					
FLEET SERVICES	1036	FORD RANGER 1/2	16	80,000	4%	ENT	1,400	601	100%	2007	14,000										47,713
FLEET SERVICES	1033	FORD F150 2WD PIC	15	80,000	4%	ENT	1,575	601	100%	2008	15,750										49,509
FLEET SERVICES	1048	FORD ESCAPE AWC	10	100,000	4%	ENT	2,600	601	100%	2013	26,002			54,373							
FLEET SERVICES	1034	TOYOTA FORKLIFT	24	8,000	4%	ENT	3,794	601	100%	1999	25,290										
FLEET SERVICES	1032	FORD F550 W/SERV	12	80,000	4%	ENT	5,195	601	100%	2011	51,954				127,979						
FLEET SERVICES	1044	FORD 1T 4X4 W/UTI	16	100,000	6%	ENT	2,469	601	100%	2008	9,875										57,521
FLEET SERVICES	7901	FORD F250 EX CAB	13	100,000	3%	Ent	3,475	513	100%	2011	23,165										46,483
FLEET SERVICES	7902	FORD F250 EX CAB	13	100,000	3%	Ent	3,475	513	100%	2011	23,165										46,483
FLEET SERVICES	1114	FORD F350 4X4 WIT	15	100,000	4%	ENT	4,409	211	100%	2009	29,394										90,927
FLEET SERVICES	1035	FORD F150 4X4 EXT	10	100,000	4%	ENT	4,060	601	100%	2017	27,065										55,242
FLEET SERVICES	1030	DODGE 1500 4X4	10	100,000	5%	ENT	8,775	601	100%	2020	25,072										61,655
FLEET SERVICES Total												-	54,373	-	127,979	52,568	148,207	64,975	138,640	119,176	-
ITD	1984	FORD TAURUS	18	80,000	4%	ENT	500	150-2	100%	2005	2,000										7,708
ITD	1983	FORD RANGER EXT	17	80,000	4%	ENT	250	10-3141	100%	2006	2,500										9,236
ITD	1982	CHEVY ASTRO VAN	21	80,000	5%	ENT	623	150-22	100%	2002	4,150										
ITD Total												-	-	-	-	-	-	-	-	9,236	7,708
LIBRARY	5006	FORD E350 12 PSGf	25	80,000	3%	Gov	250	260	100%	1998	2,500										
LIBRARY	5004	FORD CUTAWAY VA	16	80,000	4%	Gov	4,406	260	100%	2007	44,058										150,152
LIBRARY	5005	FREIGHTLINER BOC	11	150,000	3%	Gov	27,337	260	100%	2013	273,372				496,472						
LIBRARY Total												-	-	-	496,472	-	-	-	-	150,152	-
MET TRANSIT	1866	FORD WINDSTAR V.	22	81,900	5%	Ent	1,009	572	100%	2000	20,170										
MET TRANSIT	1816	GILLIG TRANSIT BU	17	300,000	3.5%	Ent	6	572	20%	2006	560										1,798
MET TRANSIT	1809	GILLIG TRANSIT BU	18	300,000	3.5%	Ent	5	572	20%	2005	543										1,868

FY 2021 Equipment Replacement Worksheets

Sub-totaled by Department

Department Name	Unit.	Description	Est. Life	Repl. Meter	Repl. % g/p	Salv. %	Salv. Amt	Fund	Fund % Year	Purch. Cost	Repl. Year	2,032	2,033	2,034	2,035	2,036	2,037	2,038	2,039	2,040	2,041	
MET TRANSIT	1868	TANDEM FLAT BED	31	0	2% Ent	6%	110	572	100%	1992	1,828	2023										
MET TRANSIT	1809	GILLIG TRANSIT BU	17	300,000	3.5% Ent	1%	21	412	80%	2005	2,107	2023										
MET TRANSIT	1816	GILLIG TRANSIT BU	17	300,000	3.5% Ent	1%	22	412	80%	2006	2,239	2023									7,249	
MET TRANSIT	1892	FORD F450	6	100000	3% Ent	5%	791	572	20%	2017	15,816	2023			26,135						31,360	
MET TRANSIT	1893	FORD F450	6	100000	3% Ent	5%	791	572	20%	2017	15,816	2023			26,135						31,360	
MET TRANSIT	1872	FORD F450	5	100000	3% Ent	5%	882	572	20%	2018	17,637	2023		26,596				30,973				
MET TRANSIT	1873	FORD F450	5	100000	3% Ent	5%	882	572	20%	2018	17,637	2023					26,596					
MET TRANSIT	1874	FORD F450	5	100000	3% Ent	5%	882	572	20%	2018	17,637	2023					26,596					
MET TRANSIT	1875	FORD F450	5	100000	3% Ent	5%	882	572	20%	2018	17,637	2023					26,596					
MET TRANSIT	1876	FORD F450	5	100000	3% Ent	5%	882	572	20%	2018	17,637	2023					26,596					
MET TRANSIT	1865	FORD TAURUS	18	100,000	3% Ent	10%	1,460	572	100%	2005	14,600	2023						30,973				
MET TRANSIT	1867	CHEVY MALIBU 4DR	23	53,000	5% Ent	5%	766	572	100%	2000	15,324	2023									40,855	
MET TRANSIT	1820	FORD F550 31'	7	200,000	3% Ent	5%	2,156	572	20%	2016	43,111	2023						78,044				
MET TRANSIT	1821	FORD F550 31'	7	200,000	3% Ent	5%	2,156	572	20%	2016	43,111	2023						78,044				
MET TRANSIT	1822	FORD F550 31'	7	200,000	3% Ent	5%	2,156	572	20%	2016	43,111	2023						78,044				
MET TRANSIT	1823	FORD F550 31'	7	200,000	3% Ent	5%	2,156	572	20%	2016	43,111	2023						78,044				
MET TRANSIT	1824	FORD F550 31'	7	200,000	3% Ent	5%	2,156	572	20%	2016	43,111	2023						78,044				
MET TRANSIT	1825	FORD F550 31'	7	200,000	3% Ent	5%	2,156	572	20%	2016	43,111	2023						78,044				
MET TRANSIT	1870	NILFISK ADVANCE	19		3% Ent	10%	3,241	572	100%	2004	32,412	2023										
MET TRANSIT	1862	FORKLIFT	33	700	3% Ent	5%	1,198	572	100%	1990	23,963	2023										
MET TRANSIT	1892	FORD F450	6	100000	3% Ent	5%	3,163	572	80%	2017	63,260	2023			104,533						125,432	
MET TRANSIT	1893	FORD F450	6	100000	3% Ent	5%	3,163	572	80%	2017	63,260	2023			104,533						125,432	
MET TRANSIT	1861	FORD F350 4X4 TRL	24	32,000	5% Ent	5%	1,226	572	100%	1999	24,517	2023										
MET TRANSIT	1872	FORD F450	5	100000	3% Ent	5%	3,527	572	80%	2018	70,548	2023		106,384				123,890				
MET TRANSIT	1873	FORD F450	5	100000	3% Ent	5%	3,527	572	80%	2018	70,548	2023						123,890				
MET TRANSIT	1874	FORD F450	5	100000	3% Ent	5%	3,527	572	80%	2018	70,548	2023						123,890				
MET TRANSIT	1875	FORD F450	5	100000	3% Ent	5%	3,527	572	80%	2018	70,548	2023						123,890				
MET TRANSIT	1876	FORD F450	5	100000	3% Ent	5%	3,527	572	80%	2018	70,548	2023						123,890				
MET TRANSIT	1818	GILLIG TRANSIT BU	12	300,000	3.5% Ent	1%	768	412	20%	2011	76,818	2023				174,633						
MET TRANSIT	1819	GILLIG TRANSIT BU	12	300,000	3.5% Ent	1%	768	412	20%	2011	76,818	2023				174,633						
MET TRANSIT	1820	FORD F550 31'	7	200,000	3% Ent	5%	8,622	572	80%	2016	172,443	2023						312,173				
MET TRANSIT	1821	FORD F550 31'	7	200,000	3% Ent	5%	8,622	572	80%	2016	172,443	2023						312,173				
MET TRANSIT	1822	FORD F550 31'	7	200,000	3% Ent	5%	8,622	572	80%	2016	172,443	2023						312,173				
MET TRANSIT	1823	FORD F550 31'	7	200,000	3% Ent	5%	8,622	572	80%	2016	172,443	2023						312,173				
MET TRANSIT	1824	FORD F550 31'	7	200,000	3% Ent	5%	8,622	572	80%	2016	172,443	2023						312,173				
MET TRANSIT	1825	FORD F550 31'	7	200,000	3% Ent	5%	8,622	572	80%	2016	172,443	2023						312,173				
MET TRANSIT	1818	GILLIG TRANSIT BU	12	300,000	3.5% Ent	1%	3,073	412	80%	2011	307,274	2023				698,535						
MET TRANSIT	1819	GILLIG TRANSIT BU	12	300,000	3.5% Ent	1%	3,073	412	80%	2011	307,274	2023				698,535						
MET TRANSIT	1877	Ford Paratransit Van	5	90,000	3% Ent	5%	882	572	20%	2019	17,637	2024			26,596				30,973			
MET TRANSIT	1869	FORD F350 4X4 EXT	15	100,000	4% Ent	10%	3,398	572	100%	2009	33,984	2024							106,825			
MET TRANSIT	1877	Ford Paratransit Van	5	90,000	3% Ent	5%	3,527	572	80%	2019	70,548	2024			106,384				123,890			
MET TRANSIT	1859	MASSY 4WD TRACT	15	7,000	3% Ent	10%	2,041		100%	2010	20,406	2025									47,490	
MET TRANSIT	1878	MET PARATRANSIT	6	9,000	3% Ent	5%	4,028	572	20%	2019	80,555	2025						133,112				
MET TRANSIT	1879	MET PARATRANSIT	6	9,000	3% Ent	5%	4,028	572	20%	2019	80,555	2025						133,112				
MET TRANSIT	1889	MET PARATRANSIT	10	9,000	4% Ent	5%	3,752	572	20%	2015	75,046	2025						160,683				
MET TRANSIT	1889	MET PARATRANSIT	10	9,000	4% Ent	5%	3,752	412	80%	2015	75,046	2025						160,683				
MET TRANSIT	1890	MET PARATRANSIT	10	9,000	4% Ent	5%	3,752	572	20%	2015	75,046	2025						160,683				
MET TRANSIT	1890	MET PARATRANSIT	10	9,000	4% Ent	5%	3,752	412	80%	2015	75,046	2025						160,683				
MET TRANSIT	1891	MET PARATRANSIT	10	9,000	4% Ent	5%	3,752	572	20%	2015	75,046	2025						160,683				
MET TRANSIT	1891	MET PARATRANSIT	10	9,000	4% Ent	5%	3,752	412	80%	2015	75,046	2025						160,683				
MET TRANSIT	1857	GENIE SCISSOR LIF	10	N/A	3.0% Ent	15%	2,468	572	100%	2020	16,450	2030									27,243	
MET TRANSIT	1858	FLATBED TRAILER	20	N/A	3.0% Ent	10%	580	572	100%	2020	5,800	2040									9,895	
MET TRANSIT Total																					93,616	363,554
PARK DIVISION	1603	FORD HI-CUBE VAN	28	60,000	4% Gov	50%	1,113	150-112	100%	1994	2,225	2022										
PARK DIVISION	1620	JOHN DEERE Z997 P	14	3,000	5% Gov	15%	1,785	010-5112	100%	2008	11,900	2022				44,865						
PARK DIVISION	1611	CHEVY 1500 2WD P	17	80,000	4% Gov	10%	1,347	1110-511	100%	2005	13,470	2022								49,762		
PARK DIVISION	1026	FORD 1/2 TON PICK	25	80,000	4% Gov	15%	2,160	010-5114	100%	1997	14,397	2022										
PARK DIVISION	1687	TURF SWEEPER	28	3,000	4% Gov	15%	1,969	010-5112	100%	1994	13,125	2022										
PARK DIVISION	1614	FORD F250 PICKUP	10	80,000	4% Gov	15%	4,868	010-5112	100%	2012	32,453	2022		66,241								
PARK DIVISION	1907	CHEVY 1T DUMP TR	23	70,000	3% Gov	14%	3,517	010-5141	100%	1999	25,123	2022										
PARK DIVISION	1631	JOHN DEERE 5420 T	20	10,000	3% Gov	10%	2,938	010-5112	100%	2002	29,381	2022										
PARK DIVISION	1607	FORD RANGER 4X4	22	100,000	1% Gov	40%	1,105	240	100%	2001	2,762	2023										
PARK DIVISION	1692	FORD RANGER EXT	16	100,000	1% Gov	30%	1,200	010-4321	100%	2007	4,000	2023								4,300		
PARK DIVISION	1637	COMPRESSOR	33	5,000	3% Gov	10%	300	010-5112	100%	1990	3,000	2023										
PARK DIVISION	1674	Ditch Witch Tilt-bed t	20	N/A	4% Gov	10%	316	010-5112	100%	2003	3,161	2023										
PARK DIVISION	1613	FORD F250 W/SERV	13	100,000	4% Gov	15%	900	010-5112	100%	2010	6,000	2023			15,735							
PARK DIVISION	1604	FORD F250 2WD W/	15	100,000	4% Gov	25%	1,500	150-112	100%	2008	6,000	2023										

FY 2021 Equipment Replacement Worksheets

Sub-totaled by Department

Department Name	Unit.	Description	Est. Life	Repl. Meter	Repl. % g/p	Salv. %	Salv. Amt	Fund	% Year	Purch. Cost	Repl. Year	2,032	2,033	2,034	2,035	2,036	2,037	2,038	2,039	2,040	2,041
PARK DIVISION	1629	HOLLAND AERWAY	23	N/A	4%	Gov 15%	715	010-5112	100%	2000	4,765										
PARK DIVISION	1938	TORO TURF SWEEF	28	2,000	3%	Gov 15%	1,500	010-5141	100%	1995	9,999										
PARK DIVISION	1609	FORD F150 2WD RE	10	80,000	4%	Gov 10%	1,869	010-5112	100%	2013	18,686		39,075								
PARK DIVISION	1610	CHEVY 1500 2WD P	18	80,000	4%	Gov 10%	1,347	110-511	100%	2005	13,470										53,933
PARK DIVISION	1903	SUL AIR AIR COMPF	37	1,700	3%	Gov 14%	1,587	010-5141	100%	1986	11,339										
PARK DIVISION	1622	FORD F150 EXT CAI	10	80,000	4%	Gov 10%	2,101	010-5112	100%	2013	21,010		43,934								
PARK DIVISION	1928	WALKER MOWER	8	3,000	4%	Gov 15%	4,098	010-	100%	2015	27,321									65,934	
PARK DIVISION	1624	TORO SPRAYER	15	7,000	5%	Gov 10%	1,700	010-5112	100%	2008	17,000							71,773			
PARK DIVISION	1675	Ditch Witch	20	7,000	4%	Gov 10%	1,830	010-5112	100%	2003	18,299										
PARK DIVISION	1625	FORD F350 STAKE E	12	80,000	4%	Gov 10%	2,935	010-5112	100%	2011	29,345				72,286						
PARK DIVISION	1630	FORD F350 W/SERV	12	80,000	4%	Gov 10%	2,961	010-5112	100%	2011	29,613				72,946						
PARK DIVISION	1632	JOHN DEERE TRAC	29	5,000	4%	Gov 15%	2,813	010-5112	100%	1994	18,750										
PARK DIVISION	1640	JOHN DEERE 5420 T	21	10,000	3%	Gov 10%	4,218	010-5112	100%	2002	42,184										
PARK DIVISION	1671	TORO 5900 16' MOV	10	3,000	4%	Gov 15%	11,947	010-5112	100%	2013	79,649		162,573								
PARK DIVISION	1676	TORO 5900 16' MOV	10	7,000	4%	Gov 15%	11,947	010-5112	100%	2013	79,649		162,573								
PARK DIVISION	1906	JCB BACKHOE / LO/	26	7,000	5%	Gov 14%	4,830	010-5141	100%	1997	34,500										
PARK DIVISION	1618	IHC 4700 W/VERSAL	23	8,000	4%	Gov 15%	14,285	010-5111	100%	2000	95,233										
PARK DIVISION	1693	FORD RANGER EXT	16	100,000	1%	Gov 30%	1,200	010-4321	100%	2008	4,000									4,300	
PARK DIVISION	1642	BOBCAT UTILITY VI	10	3,000	3%	Gov 10%	739	010-5112	100%	2014	7,386			12,601							
PARK DIVISION	1930	WALKER 52" MOWE	6	3,000	4%	Gov 10%	2,727	010-5141	100%	2018	27,267						52,511				
PARK DIVISION	1929	TORO WORKMAN	8	3,000	4%	Gov 10%	2,574	010-5141	100%	2016	25,741		45,638								63,408
PARK DIVISION	1020	FORD E450 PASSEN	15	100,000	4%	Gov 10%	5,985	010-	100%	2009	59,853									188,142	
PARK DIVISION	1023	FORD E450 PASSEN	15	100,000	4%	Gov 10%	5,985	010-	100%	2009	59,853									188,142	
PARK DIVISION	3606	BOBCAT UTV 4X2 3	10	3,000	3%	Gov 15%	1,119	150-	100%	2015	7,462				12,358						
PARK DIVISION	1680	TORO WORKMAN A	15	N/A	3%	Gov 5%	353	010-5112	100%	2010	7,064										16,793
PARK DIVISION	3610	BOBCAT UTV 4X4 V	10	3,000	3%	Gov 15%	3,205	150-	100%	2015	21,365				35,383						
PARK DIVISION	3601	CHEVY 1500 2WD F	10	100,000	4%	Gov 15%	3,329	150-	100%	2015	22,193				45,299						
PARK DIVISION	3602	CHEVY 1500 2WD F	10	100,000	4%	Gov 15%	3,329	150-	100%	2015	22,193				45,299						
PARK DIVISION	3618	FORD F150 X-CAB :	10	100,000	4%	Gov 10%	2,580	150-	100%	2015	25,803				53,957						
PARK DIVISION	1633	TURFTENDER TOP I	26	N/A	4%	Gov 15%	2,505	010-5112	100%	1999	16,700										
PARK DIVISION	1641	CASE TRACTOR W/	20	7,000	4%	Gov 5%	1,446	110-511	100%	2005	28,925										
PARK DIVISION	3617	TORO 4100D TRIM	10	6,000	4%	Gov 5%	2,737	150-	100%	2015	54,742				117,209						
PARK DIVISION	3615	TORO 5900 MOWE	10	6,000	4%	Gov 5%	4,037	150-	100%	2015	80,749				172,894						
PARK DIVISION	3616	TORO 5900 MOWE	10	6,000	4%	Gov 5%	4,037	150-	100%	2015	80,749				172,894						
PARK DIVISION	1612	CHEVY 3/4 TON PIC	20	80,000	1%	Gov 15%	675	010-5112	100%	2006	4,500										
PARK DIVISION	1634	PJ TILT BED TRAIL	15	N/A	3%	Gov 10%	788	010-5112	100%	2011	7,876										18,330
PARK DIVISION	1914	JOHN DEERE GATO	12	2,000	4%	Gov 12%	1,319	010-5141	100%	2014	10,995									26,864	
PARK DIVISION	1697	CHEVY 1500 4X4 W	12	100,000	3%	Gov 15%	4,857	010-5112	100%	2014	32,383									60,971	
PARK DIVISION	1905	Chevy Colorado Ext	15	100,000	4%	Gov 15%	2,677	010-5141	100%	2012	17,849										
PARK DIVISION	1638	DODGE 1500 2WD	10	100000	4%	Gov 15%	3,376	010 514	100%	2017	22,506									45,938	
PARK DIVISION	1639	DODGE 1500 2WD	10	100000	4%	Gov 15%	3,376	010 514	100%	2017	22,506									45,938	
PARK DIVISION	1024	FORD RANGER 1/2	20	80,000	4%	Gov 15%	2,248	010-5114	100%	2007	14,989										
PARK DIVISION	1605	FORD F250 4X4 W :	10	100,000	4%	Gov 15%	3,835	150-	100%	2017	25,565										
PARK DIVISION	1651	DODGE 1500 4X4	10	100000	4%	Gov 15%	3,947	010 514	100%	2017	26,313									52,181	
PARK DIVISION	3603	FORD F250 4X4 W :	12	100,000	4%	Gov 15%	5,387	150-	100%	2015	35,911									53,708	
PARK DIVISION	1691	FREIGHTLINER DUM	15	80,000	4%	Gov 15%	11,974	010-5112	100%	2012	79,825									86,664	
PARK DIVISION	1694	FREIGHTLINER DUM	15	80,000	4%	Gov 15%	11,974	010-5112	100%	2012	79,825										
PARK DIVISION	1654	Vermeer Stump Grinc	25	2,500	4%	Gov 10%	15	010-5111	100%	2003	150										
PARK DIVISION	3622	POLARIS RANGER 4	10	5,000	4%	Gov 10%	948	010-5114	100%	2018	9,482									19,828	
PARK DIVISION	3623	POLARIS RANGER 4	10	5,000	4%	Gov 10%	948	010-5114	100%	2018	9,482									19,828	
PARK DIVISION	3624	POLARIS RANGER 4	10	5,000	4%	Gov 10%	948	010-5114	100%	2018	9,482									19,828	
PARK DIVISION	3631	DODGE RAM 1500 2	10	100,000	3%	Gov 15%	3,717	010-5114	100%	2018	24,780									41,038	
PARK DIVISION	1664	JOHN DEERE 72"	8	5000	4%	Gov 15%	3,875	010 514	100%	2020	25,835					44,513					
PARK DIVISION		FUEL STORAGE TAI	25		4%	Gov 1%	120	010-5141	100%	2003	11,962										
PARK DIVISION	3628	FORD F250 W/UTILI	10	100,000	4%	Gov 10%	3,410	010-5114	100%	2018	34,101									71,309	
PARK DIVISION	3629	JEEP WRANGLER 4.	10	100,000	4%	Gov 10%	3,410	010-5114	100%	2018	34,101									71,309	
PARK DIVISION	3625	JEEP WRANGLER 4.	10	100,000	4%	Gov 10%	4,105	010-5114	100%	2018	41,050									85,841	
PARK DIVISION	3626	JEEP WRANGLER 4.	10	100,000	4%	Gov 10%	4,105	010-5114	100%	2018	41,050									85,841	
PARK DIVISION	1649	TORO 4100D 16' MO	10	3,000	4%	Gov 15%	8,965	010-5112	100%	2018	59,767									121,992	
PARK DIVISION	1647	TORO 5900 16' MOV	10	3,000	4%	Gov 15%	12,748	010-5112	100%	2018	84,984									173,463	
PARK DIVISION	1924	WALKER MOWER/S	9	3,000	4%	Gov 15%	3,156	010-5141	100%	2020	21,043									39,473	
PARK DIVISION	1636	DODGE RAM 1500 2	10	100,000	4%	Gov 10%	2,322	010-5112	100%	2019	23,220										
PARK DIVISION	1919	WALKER 52" RIDINC	9	3,000	4%	Gov 15%	3,916	010-5141	100%	2020	26,106									48,970	
PARK DIVISION	3634	DODGE 1500 4X4	10	100000	4%	Gov 15%	3,761	010 514	100%	2020	25,072										51,175
PARK DIVISION	3612	TRU BURROW BLO	15	N/A	4%	Gov 10%	1,990	150-	100%	2015	19,895										
PARK DIVISION	1602	DODGE 1500 4X4	10	100000	4%	Gov 15%	4,832	010 514	100%	2020	32,216										65,757
PARK DIVISION	1627	IHC PACMAC	10	10000	4%	Gov 10%	13,203	010 514	100%	2020	132,033										276,097

FY 2021 Equipment Replacement Worksheets

Sub-totaled by Department

Department Name	Unit.	Description	Est. Life	Repl. Meter	Repl. % g/p	Salv. %	Salv. Amt	Fund	Fund % Year	Purch. Cost	Repl. Year	2,032	2,033	2,034	2,035	2,036	2,037	2,038	2,039	2,040	2,041
POLICE DEPT	1595	Meth Lab Trailer	21	N/A	5% Gov	10%	-	150-21	100%	2003	0	2024									
POLICE DEPT	1510	FORD FUSION 4 DO	13	100,000	4% Gov	10%	1,815	150-21	100%	2011	18,150	2024					48,505				
POLICE DEPT	1511	FORD FUSION 4 DO	15	100,000	4% Gov	10%	1,885	150-21	100%	2009	18,850	2024							59,253		
POLICE DEPT	1434	FORD INTERCEPT	7	100000	4% GOV	15%	4,134	150 2	100%	2017	27,561	2024						58,671			
POLICE DEPT	1436	FORD INTERCEPT	7	100000	4% GOV	15%	4,134	150 2	100%	2017	27,561	2024						58,671			
POLICE DEPT	1438	FORD INTERCEPT	7	100000	4% GOV	15%	4,134	150 2	100%	2017	27,561	2024						58,671			
POLICE DEPT	1424	FORD INTERCEPT	8	100,000	4% Gov	10%	2,749	150-21	100%	2016	27,488	2024	48,736								67,711
POLICE DEPT	1427	FORD INTERCEPT	8	100,000	4% Gov	10%	2,749	150-21	100%	2016	27,488	2024	48,736								67,711
POLICE DEPT	1429	FORD INTERCEPT	8	100,000	4% Gov	10%	2,749	150-21	100%	2016	27,488	2024	48,736								67,711
POLICE DEPT	1504	FORD FUSION 4 DO	15	100,000	5% Gov	10%	1,885	150-21	100%	2009	18,850	2024							79,584		
POLICE DEPT	1568	Ford F150 4x4 crew c	13	100,000	4% Gov	10%	2,751	150-21	100%	2011	27,512	2024					73,525				
POLICE DEPT	1593	HURD BOMB TRAILER	30	N/A	3% Gov	20%	-	150-21	100%	1995	0	2025									
POLICE DEPT	1501	CHEVY MALIBU	12	100,000	4% Gov	10%	2,043	150-21	100%	2013	20,429	2025					50,323				
POLICE DEPT	1508	CHEVY MALIBU	12	100,000	4% Gov	10%	2,043	150-21	100%	2013	20,429	2025					50,323				
POLICE DEPT	1514	CHEVY MALIBU	12	100,000	4% Gov	10%	2,043	150-21	100%	2013	20,429	2025					50,323				
POLICE DEPT	1437	FORD INTERCEPT	8	100000	4% GOV	15%	4,134	150 2	100%	2017	27,561	2025	47,487								66,513
POLICE DEPT	1440	FORD INTERCEPT	8	100000	4% GOV	15%	4,134	150 2	100%	2017	27,561	2025	47,487								66,513
POLICE DEPT	1442	FORD INTERCEPT	8	100000	4% GOV	15%	4,134	150 2	100%	2017	27,561	2025	47,487								66,513
POLICE DEPT	1443	FORD INTERCEPT	8	100000	4% GOV	15%	4,134	150 2	100%	2017	27,561	2025	47,487								66,513
POLICE DEPT	1444	FORD INTERCEPT	8	100000	4% GOV	15%	4,134	150 2	100%	2017	27,561	2025	47,487								66,513
POLICE DEPT	1445	FORD INTERCEPT	8	100000	4% GOV	15%	4,134	150 2	100%	2017	27,561	2025	47,487								66,513
POLICE DEPT	1446	FORD INTERCEPT	8	100000	4% GOV	15%	4,192	150 2	100%	2017	27,946	2025	48,150								67,442
POLICE DEPT	1450	FORD	7	100,000	4% Gov	6%	1,652	150-21	100%	2018	27,533	2025	46,026						61,089		
POLICE DEPT	1451	FORD	7	100,000	4% Gov	6%	1,652	150-21	100%	2018	27,533	2025	46,026						61,089		
POLICE DEPT	1452	FORD	7	100,000	4% Gov	6%	1,652	150-21	100%	2018	27,533	2025	46,026						61,089		
POLICE DEPT	1453	FORD	7	100,000	4% Gov	6%	1,652	150-21	100%	2018	27,533	2025	46,026						61,089		
POLICE DEPT	1454	FORD	7	100,000	4% Gov	6%	1,652	150-21	100%	2018	27,533	2025	46,026						61,089		
POLICE DEPT	1456	FORD	7	100,000	4% Gov	6%	1,652	150-21	100%	2018	27,533	2025	46,026						61,089		
POLICE DEPT	1425	FORD INTERCEPT	9	100,000	4% Gov	10%	2,749	150-21	100%	2016	27,488	2025			52,937						
POLICE DEPT	1430	FORD INTERCEPT	9	100,000	4% Gov	10%	2,749	150-21	100%	2016	27,488	2025			52,937						
POLICE DEPT	1431	FORD INTERCEPT	9	100,000	4% Gov	10%	2,756	150-21	100%	2016	27,561	2025			53,077						
POLICE DEPT	1433	FORD INTERCEPT	9	100,000	4% Gov	10%	2,756	150-21	100%	2016	27,561	2025			53,077						
POLICE DEPT	1455	FORD	7	100,000	4% Gov	6%	1,902	150-21	100%	2018	31,706	2025	53,002						70,348		
POLICE DEPT	1408	FORD F150 4X4 SU	11	100,000	4% Gov	15%	4,553	150-21	100%	2014	30,350	2025				67,375					
POLICE DEPT	1410	FORD F150 4X4 SU	11	100,000	4% Gov	15%	4,553	150-21	100%	2014	30,350	2025				67,375					
POLICE DEPT	1497	FORD FUSION	10	100,000	4% Gov	15%	2,826	150-21	100%	2016	18,840	2026				38,455					
POLICE DEPT	1457	FORD INTERCEPT	7	110000	4% GOV	10%	2,753	150 2	100%	2019	27,533	2026			44,925						59,988
POLICE DEPT	1458	FORD INTERCEPT	7	110000	4% GOV	10%	2,753	150 2	100%	2019	27,533	2026			44,925						59,988
POLICE DEPT	1459	FORD INTERCEPT	7	110000	4% GOV	10%	2,753	150 2	100%	2019	27,533	2026			44,925						59,988
POLICE DEPT	1460	FORD INTERCEPT	7	110000	4% GOV	10%	2,753	150 2	100%	2019	27,533	2026			44,925						59,988
POLICE DEPT	1461	FORD INTERCEPT	7	110000	4% GOV	10%	2,753	150 2	100%	2019	27,533	2026			44,925						59,988
POLICE DEPT	1462	FORD INTERCEPT	7	110000	4% GOV	10%	2,753	150 2	100%	2019	27,533	2026			44,925						59,988
POLICE DEPT	1439	FORD INTERCEPT	9	100000	4% GOV	15%	4,134	150 2	100%	2017	27,561	2026				51,699					
POLICE DEPT	1448	FORD	8	100,000	4% Gov	6%	1,737	150-21	100%	2018	28,944	2026				52,475					
POLICE DEPT	1463	FORD INTERCEPT	7	110000	4% GOV	10%	3,171	150 2	100%	2019	31,706	2026			51,734						69,080
POLICE DEPT	1542	FORD INTERCEPT	7	110000	4% GOV	10%	3,171	150 2	100%	2019	31,706	2026			51,734						69,080
POLICE DEPT	1547	FORD INTERCEPT	7	110000	4% GOV	10%	3,171	150 2	100%	2019	31,706	2026			51,734						69,080
POLICE DEPT	1409	FORD F150 4X4 SU	12	100,000	4% Gov	15%	4,553	150-21	100%	2014	30,350	2026						73,244			
POLICE DEPT	1506	FORD FUSION SILV	12	100,000	3% Gov	10%	1,806	150-21	100%	2015	18,060	2027							34,906		
POLICE DEPT	1516	FORD FUSION BLU	12	100,000	3% Gov	10%	1,806	150-21	100%	2015	18,060	2027							34,906		
POLICE DEPT	1518	FORD FUSION BLA	12	100,000	3% Gov	10%	1,806	150-21	100%	2015	18,060	2027							34,906		
POLICE DEPT	1520	FORD FUSION WHI	12	100,000	3% Gov	10%	1,806	150-21	100%	2015	18,060	2027							34,906		
POLICE DEPT	PD2003	Luma Light	30	N/A	3% Gov	0%	-	150-21	100%	1997	10,000	2027									
POLICE DEPT	1539	FORD F150	10	100000	4% GOV	15%	4,663	150 2	100%	2017	31,089	2027					63,456				
POLICE DEPT	1464	FORD INTERCEPT	7	100,000	4% Gov	15%	5,382	150-2	100%	2020	35,882	2027			56,754						76,384
POLICE DEPT	1465	FORD INTERCEPT	7	100,000	4% Gov	15%	5,382	150-2	100%	2020	35,882	2027			56,754						76,384
POLICE DEPT	1466	FORD INTERCEPT	7	100,000	4% Gov	15%	5,382	150-2	100%	2020	35,882	2027			56,754						76,384
POLICE DEPT	1467	FORD INTERCEPT	7	100,000	4% Gov	15%	5,382	150-2	100%	2020	35,882	2027			56,754						76,384
POLICE DEPT	1468	FORD INTERCEPT	7	100,000	4% Gov	15%	5,394	150-2	100%	2020	35,962	2027			56,880						76,555
POLICE DEPT	1469	FORD INTERCEPT	7	100,000	4% Gov	15%	5,394	150-2	100%	2020	35,962	2027			56,880						76,555
POLICE DEPT	1470	FORD INTERCEPT	7	100,000	4% Gov	15%	5,394	150-2	100%	2020	35,962	2027			56,880						76,555
POLICE DEPT	1471	FORD INTERCEPT	7	100,000	4% Gov	15%	5,394	150-2	100%	2020	35,962	2027			56,880						76,555
POLICE DEPT	1472	FORD INTERCEPT	7	100,000	4% Gov	15%	5,394	150-2	100%	2020	35,962	2027			56,880						76,555
POLICE DEPT	1473	FORD INTERCEPT	7	100,000	4% Gov	15%	5,394	150-2	100%	2020	35,962	2027			56,880						76,555
POLICE DEPT	1474	FORD INTERCEPT	7	100,000	4% Gov	15%	5,394	150-2	100%	2020	35,962	2027			56,880						76,555
POLICE DEPT	1475	FORD INTERCEPT	7	100,000	4% Gov	15%	5,394	150-2	100%	2020	35,962	2027			56,880						76,555
POLICE DEPT	1476	FORD INTERCEPT	7	100,000	4% Gov	15%	5,394	150-2	100%	2020	35,962	2027			56,880						76,555

FY 2021 Equipment Replacement Worksheets

Sub-totaled by Department

Department Name	Unit.	Description	Est. Life	Repl. Meter	Repl. % g/p	Salv. %	Salv. Amt	Fund	% Year	Purch. Cost	Repl. Year	2,032	2,033	2,034	2,035	2,036	2,037	2,038	2,039	2,040	2,041
POLICE DEPT	1477	FORD INTERCEPTO	7	100,000	4%	Gov	15%	5,394	150-2	100%	2020				35,962						76,555
POLICE DEPT	1478	FORD INTERCEPTO	7	100,000	4%	Gov	15%	5,394	150-2	100%	2020			56,880							76,555
POLICE DEPT	1519	FORD F150	10	100,000	4%	Gov	6%	1,865	150-21	100%	2018							66,259			
POLICE DEPT	1502	NISSAN ALTIMA 4DF	10	100,000	4%	Gov	15%	3,285	150-2	100%	2020										44,707
POLICE DEPT	1507	NISSAN ALTIMA 4DF	10	100,000	4%	Gov	15%	3,285	150-2	100%	2020										44,707
POLICE DEPT	1513	NISSAN ALTIMA 4DF	10	100,000	4%	Gov	15%	3,285	150-2	100%	2020										44,707
POLICE DEPT	1517	NISSAN ALTIMA 4DF	10	100,000	4%	Gov	15%	3,285	150-2	100%	2020										44,707
POLICE DEPT	1521	NISSAN ALTIMA 4DF	10	100,000	4%	Gov	15%	3,285	150-2	100%	2020										44,707
POLICE DEPT	PD2004	Cyvac	30	N/A	3%	Gov	0%	-	150-21	100%	2000										
POLICE DEPT	1537	RADAR TRAILER	30	N/A	4%	Gov	13%	1,932	150-21	100%	2001										
POLICE DEPT	1538	RADAR TRAILER	30	N/A	4%	Gov	13%	-	150-21	100%	2003										
POLICE DEPT	1596	FORD TRANSIT	15	100,000	4%	Gov	6%	2,296	150-21	100%	2018		66,617								
POLICE DEPT	1535	GMC TOPKICK BOM	25	100,000	4%	Gov	10%	-	150-21	100%	2009										
POLICE DEPT	1590	NABCO BOMB TRAIL	30	N/A	5%	Gov	13%	-	150-21	100%	2004										
POLICE DEPT	1597	KENWORTH CSI VAL	25	100,000	4%	Gov	10%	-	150-21	100%	2009										
POLICE DEPT	1598	CHARMACH ROBOT T	30	N/A	4%	Gov	13%	-	150-21	100%	2004										
POLICE DEPT Total												475,367	824,442	1,117,201	344,676	783,839	570,766	560,127	912,111	1,214,745	1,747,187
PW ADMIN	3091	FORD FUSION	10	100,000	4%	Ent	15%	2,826	660	100%	2016										
PW ADMIN	1090	FORD FUSION 4 DO	12	100,000	4%	Ent	15%	2,741	1010-3141	100%	2014										
PW ADMIN Total																38,455		44,101			
PW BELKNAP	7312	KUBOTA FRONT DE	15	3,000	4%	Ent	15%	2,385	503	100%	2007					38,455					
PW BELKNAP	7409	FORD F250 EXT CAI	11	100,000	3%	Ent	15%	3,763	513	100%	2011										
PW BELKNAP	7412	FORD F250 W/SERV	12	100,000	4%	Ent	15%	3,297	503	100%	2010		44,301								
PW BELKNAP	7842	TOYOTA FORKLIFT	22	7,000	4%	Ent	10%	1,798	513	100%	2000			53,037							
PW BELKNAP	7360	TOYOTA FORKLIFT	24	1,000	4%	Ent	10%	2,138	503	100%	1998										
PW BELKNAP	7365	FORD F450XL 1 TON	23	80,000	4%	Ent	15%	3,614	503	100%	1999										
PW BELKNAP	7350	FORD F150 4X2 SUF	23	80,000	2%	Ent	15%	383	503	100%	2000										
PW BELKNAP	7345	30' DREDGE TRAILER	20	N/A	4%	Ent	5%	150	503	100%	2003										
PW BELKNAP	7908	TRAILER	10	N/A	4%	Ent	10%	545	513	100%	2013		11,397								
PW BELKNAP	7106	FORD RANGER REC	12	100,000	3%	Ent	15%	2,187	513	100%	2011										
PW BELKNAP	7201	FORD FUSION 4 DO	12	100,000	3%	Ent	15%	2,723	513	100%	2011										
PW BELKNAP	7405	CHEVY COLORADO	11	100,000	4%	Ent	15%	2,677	503	100%	2012										
PW BELKNAP	7417	FORD F150 2WD EX	10	100,000	4%	Ent	15%	3,152	513	100%	2013										
PW BELKNAP	7111	FORD TRANSIT CO	10	100,000	4%	Ent	10%	2,070	513	100%	2013										
PW BELKNAP	7101	FORD F250 PICKUP	14	100,000	4%	Ent	15%	3,605	503	100%	2009										
PW BELKNAP	7353	FORD F150 4X2 SUF	23	80,000	4%	Ent	15%	2,706	513	100%	2000										
PW BELKNAP	7322	FORD F250 4X4 W/E	14	100,000	4%	Ent	15%	4,573	503	100%	2009										
PW BELKNAP	7810	CHEVY 3/4T 4X4 EX	10	100,000	4%	Ent	15%	7,453	513	100%	2013		101,415								
PW BELKNAP	7925	CUMMINS POWER C	20		4%	Ent	5%	1,582	513	100%	2003										
PW BELKNAP	7476	CAT SKID STEER LC	23	2,000	4%	Ent	15%	4,901	503	50%	2000										
PW BELKNAP	7476	CAT SKID STEER LC	23	2,000	4%	Ent	15%	4,901	513	50%	2000										
PW BELKNAP	7414	IHC 8 YD TANDEM C	11	7,000	4%	Ent	15%	16,451	503	100%	2012										
PW BELKNAP	7436	JOHN DEERE 710D I	24	7,000	4%	Ent	15%	18,222	503	100%	1999										
PW BELKNAP	7351	FLOATING DREDGE	20	7,000	5%	Ent	5%	10,331	503	100%	2003										
PW BELKNAP	7120	CHEVY MALIBU	16	100,000	4%	Ent	15%	383	150-2	100%	2008										
PW BELKNAP	7530	TOWMASTER 20' TR	17		4%	Ent	15%	1,613	503	100%	2007										
PW BELKNAP	7303	JOHN DEERE 60" LA	21	5,000	4%	Ent	15%	2,154	503	100%	2003										
PW BELKNAP	7431	IR COMPRESSOR	26	7,000	4%	Ent	15%	1,875	513	100%	1998										
PW BELKNAP	7418	FORD F350 2WD W	10	100,000	3%	Ent	10%	3,151	503	100%	2014										
PW BELKNAP	7440	AIR COMPRESSOR 30	30	7,000	4%	Ent	5%	1,125	503	100%	1994										
PW BELKNAP	7304	CUMMINS POWER C	12	7,000	4%	Ent	15%	15,911	503	100%	2012										
PW BELKNAP	7437	FORD F900	33	7,000	4%	Ent	10%	4,595	503	100%	1991										
PW BELKNAP	7904	VACTOR SEWER JE	16	7,000	4%	Ent	10%	40,000	513	100%	2008										
PW BELKNAP	7370	SULLIVAN AIR COMI	25	7,000	4%	Ent	10%	912	513	100%	2000										
PW BELKNAP	7202	FORD FUSION 4 DO	14	100,000	3%	Ent	15%	2,723	513	100%	2011										
PW BELKNAP	7104	FORD F250 PICKUP	14	100,000	3%	Ent	15%	3,475	513	100%	2011										
PW BELKNAP	7324	FORD F150 4X4 XC	10	100,000	4%	Ent	15%	3,885	502	100%	2015										
PW BELKNAP	7502	FORD F350 4X2 FL	10	100,000	4%	Ent	15%	4,077	502	100%	2015										
PW BELKNAP	7108	FORD F250 SRW 4	10	100,000	4%	Ent	15%	4,439	502	100%	2015										
PW BELKNAP	7109	FORD F250 SRW 4	10	100,000	4%	Ent	15%	4,439	502	100%	2015										
PW BELKNAP	7501	FORD F350 4X4 RE	10	100,000	4%	Ent	15%	5,244	502	100%	2015										
PW BELKNAP	7520	INGERSOL RAND AI	18	7,000	4%	Ent	15%	3,959	503	100%	2007										
PW BELKNAP	7411	WACHS VAC & VAL	13	N/A	4%	Ent	5%	1,558	503	100%	2012										
PW BELKNAP	7424	FORD F350 4X4 XC	10	100,000	4%	Ent	15%	6,338	502	100%	2015										
PW BELKNAP	7907	BOBCAT S650 SKID	13	7,000	4%	Ent	15%	6,141	512	100%	2012										
PW BELKNAP	7905	POWER PRIME PUM	18	7,000	4%	Ent	15%	5,535	513	100%	2007										
PW BELKNAP	7515	TRAC STAR FUSION	19	7,000	4%	Ent	15%	5,712	503	100%	2006										

FY 2021 Equipment Replacement Worksheets

Sub-totaled by Department

Department Name	Unit.	Description	Est. Life	Repl. Meter	Repl. % g/p	Salv. %	Salv. Amt	Fund	Fund % Year	Purch. Cost	Repl. Year	2,032	2,033	2,034	2,035	2,036	2,037	2,038	2,039	2,040	2,041	
PW BELKNAP	7510	NEW HOLLAND EXC	19	7,000	4% Ent	15%	8,364	503	100%	2006	55,763	2025										
PW BELKNAP	7313	CUMMINS GENERA	16	7,000	4% Ent	10%	8,281	503	100%	2009	82,810	2025										
PW BELKNAP	7413	IHC 8 YD TANDEM C	13	7,000	4% ent	15%	16,451	503	100%	2012	109,674	2025										282,221
PW BELKNAP	7430	JOHN DEERE 710G	22	7,000	5% Ent	15%	13,871	513	100%	2003	92,470	2025						287,617				
PW BELKNAP	7450	JOHN DEERE 710G	22	7,000	5% Ent	15%	13,871	503	100%	2003	92,470	2025										
PW BELKNAP	7505	HAMMERHEAD HG1	19		4% Ent	15%	21,000	503	100%	2006	140,000	2025										
PW BELKNAP	7555	HAMMERHEAD POW	15		N/A	4% Ent	10%	18,600	513	100%	2010	186,000	2025									584,672
PW BELKNAP	7116	WACHS	10		4% Ent	15%	2,441	502	100%	2016	16,270	2026				33,209						
PW BELKNAP	7323	FORD TRANSIT	10	100,000	4% Ent	15%	3,238	503	100%	2016	21,586	2026					44,061					
PW BELKNAP	7316	DODGE RAM 1500	10	100,000	4% Ent	15%	3,968	503	100%	2016	26,451	2026					53,990					
PW BELKNAP	7317	DODGE RAM 1500	10	100,000	4% Ent	15%	3,968	503	100%	2016	26,451	2026					53,990					
PW BELKNAP	7112	FORD F250 SRW 4	10	100,000	4% Ent	15%	5,415	502	100%	2016	36,099	2026					73,683					
PW BELKNAP	7113	FORD F250 SRW 4	10	100,000	4% Ent	15%	5,415	502	100%	2016	36,099	2026					73,683					
PW BELKNAP	7318	FORD F250 4X4	10	100,000	4% Ent	15%	5,736	503	100%	2016	38,241	2026					78,055					
PW BELKNAP	7340	JOHN DEERE TRAC	21	7,000	4% Ent	15%	5,529	503	100%	2005	36,858	2026										
PW BELKNAP	7373	ONAN GENERATOR	26	7,000	4% Ent	10%	3,250	503	100%	2000	32,500	2026										
PW BELKNAP	7565	MCELROY FUSION	10		N/A	4% Ent	15%	9,926	503	100%	2016	66,170	2026									
PW BELKNAP	7912	FREIGHTLINER VA	10	7,000	4% Ent	15%	53,974	503	100%	2016	359,828	2026					135,061					
PW BELKNAP	7997	FREIGHTLINER VA	10	7,000	4% Ent	11%	40,027	512	100%	2016	363,885	2026					757,289					
PW BELKNAP	7426	FORD F250 4X4	10	100000	4% ENT	15%	4,715	503	100%	2017	31,431	2027						64,155				
PW BELKNAP	7117	FORD F250 4X4	10	100000	4% ENT	15%	5,055	503	100%	2017	33,703	2027						68,792				
PW BELKNAP	7118	FORD F350 4X4	10	100000	4% ENT	15%	5,358	503	100%	2017	35,721	2027						72,911				
PW BELKNAP	7916	VOLVO 8YD DUMP	10	100000	4% ENT	15%	16,508	503	100%	2017	110,050	2027						224,626				
PW BELKNAP	7121	KUBOTA UTV	10	100,000	4% Ent	15%	1,571	513	100%	2018	10,475	2028								21,381		
PW BELKNAP	7326	KUBOTA UTV	10	100,000	4% Ent	15%	1,571	513	100%	2018	10,475	2028									21,381	
PW BELKNAP	7813	JD GATOR UTV	10	5,000	4% Ent	15%	2,819	513	100%	2018	18,792	2028									38,357	
PW BELKNAP	7814	JD GATOR UTV	10	5,000	4% Ent	15%	2,819	513	100%	2018	18,792	2028									38,357	
PW BELKNAP	7327	KUBOTA RTV	10	5,000	4% Ent	15%	2,864	513	100%	2018	19,095	2028									38,975	
PW BELKNAP	7149	FORD F250 W/SERV	10	100,000	4% Ent	15%	5,421	513	100%	2018	36,139	2028									73,764	
PW BELKNAP	7305	JD 1575 TERRAIN	10	7,000	4% Ent	15%	5,447	513	100%	2018	36,314	2028									74,121	
PW BELKNAP	7446	FORD F350 W/SERV	10	100,000	4% Ent	15%	5,505	513	100%	2018	36,699	2028									74,907	
PW BELKNAP	7344	FORD F350 W/SERV	10	100,000	4% Ent	15%	5,761	513	100%	2018	38,407	2028									78,394	
PW BELKNAP	7546	FORD F250 W/SERV	10	100,000	4% Ent	15%	5,761	513	100%	2018	38,407	2028									78,394	
PW BELKNAP	7486	FREIGHTLINER	10	7000	4% ENT	15%	27,069	503	100%	2018	180,462	2028									368,345	
PW BELKNAP	7995	RAPID VIEW	10	5,000	4% Ent	15%	29,517	513	100%	2018	196,781	2028									401,654	
PW BELKNAP	7917	FRTLINR VACTOR	10	7000	4% ENT	15%	54,794	503	100%	2018	365,290	2028									745,602	
PW BELKNAP	7802	KUBOTA F2690	10	3,000	4% Ent	15%	2,535	513	100%	2019	16,900	2029										34,495
PW BELKNAP	7815	KUBOTA F2690	10	3,000	4% Ent	15%	2,535	513	100%	2019	16,900	2029										34,495
PW BELKNAP	7550	KIEFER BUILT 45' TF	20		4% Ent	10%	1,298	502	100%	2009	12,980	2029										
PW BELKNAP	7143	DODGE RAM1500 4	10	100,000	4% Ent	10%	2,575	502	100%	2019	25,754	2029										53,855
PW BELKNAP	7320	DODGE RAM1500 4	10	100,000	4% Ent	10%	2,575	502	100%	2019	25,754	2029										53,855
PW BELKNAP	7811	SMITHCO	10	3,000	4% Ent	15%	5,708	513	100%	2019	38,055	2029										77,676
PW BELKNAP	7114	FORD F250 4X4 PICU	10	100,000	4% Ent	10%	3,749	502	100%	2019	37,487	2029										78,390
PW BELKNAP	7415	FORD F350 4X4 PICU	10	100,000	4% Ent	10%	3,955	512	100%	2019	39,551	2029										82,706
PW BELKNAP	7851	FORD F250 4X4 EXT	10	100,000	4% Ent	10%	3,978	512	100%	2019	39,777	2029										83,179
PW BELKNAP	7177	FORD F250 4X4 EXT	10	100,000	4% Ent	10%	4,011	502	100%	2019	40,113	2029										83,881
PW BELKNAP	7909	FORD F250 4X4 EXT	10	100,000	4% Ent	10%	5,489	502	100%	2019	54,893	2029										114,788
PW BELKNAP	7540	FORD F250 4X4 EXT	10	100,000	4% Ent	10%	6,599	502	100%	2019	65,987	2029										137,987
PW BELKNAP	7484	FREIGHTLINER	10	100,000	4% Ent	15%	22,092	513	100%	2019	147,277	2029										300,610
PW BELKNAP	7801	JOHN DEERE GATO	10		4% Ent	15%	1,500	513	100%	2020	10,000	2030										20,411
PW BELKNAP	7115	NISSAN ALTIMA 4DF	10	100,000	4% Ent	15%	3,285	513	100%	2020	21,903	2030										44,707
PW BELKNAP	3090	FORD TRANSIT CO	15	100,000	3% Ent	15%	3,268	660	100%	2015	21,784	2030										
PW BELKNAP	7846	DODGE 1500 4X4	10	100,000	5% ENT	35%	8,775	601	100%	2020	25,072	2030										61,655
PW BELKNAP	7319	CHEVY MALIBU 4DR	30	80,000	4% Ent	15%	2,299	660	100%	2000	15,324	2030										
PW BELKNAP	7355	DODGE 3500 2WD V	10	100,000	4% Ent	15%	5,522	513	100%	2020	36,812	2030										75,138
PW BELKNAP	7352	CHEVY 3500 4X4 EX	10	100,000	4% Ent	15%	6,290	513	100%	2020	41,932	2030										85,588
PW BELKNAP	7408	CHEVY 3500 4X4 EX	10	100,000	4% Ent	15%	6,290	513	100%	2020	41,932	2030										85,588
PW BELKNAP	7107	GENRAC GENERAT	20		N/A	4% Ent	15%	5,220	513	100%	2012	34,800	2032	71,031								
PW BELKNAP	7812	HANCO GENERATC	20	7,000	4% Ent	15%	3,547	512	100%	2014	23,645	2034										
PW BELKNAP	7930	CAT 950 FRONTENC	15	8,000	4% Ent	15%	28,947	503	100%	2019	192,983	2034										
PW BELKNAP	7342	PJ DECKOVER	20	100,000	3% Ent	15%	1,199	513	100%	2018	7,993	2038										
PW BELKNAP Total												71,031	243,275	756,752	448,370	2,293,464	634,979	2,546,702	1,224,245	1,872,913	321,398	
SOLID WASTE	0038	FORD F250 2WD W/	14	100,000	5% Ent	25%	1,781	601	100%	2008	7,125	2022					25,339					
SOLID WASTE	0141	AUTOCAR WATER T	18	15,000	3% Ent	5%	750	541	100%	2004	15,000	2022										42,724
SOLID WASTE	0189	FREIGHTLINER ROL	8	7,000	4% Ent	15%	23,162	541	100%	2014	154,410	2022										372,638
SOLID WASTE	0190	FREIGHTLINER ROL	8	7,000	4% Ent	15%	23,162	541	100%	2014	154,410	2022										372,638
SOLID WASTE	0192	PTRBLT NEWAY FF	7	7,000	4% Ent	20%	45,034	541	100%	2015	225,169	2022					468,074					

FY 2021 Equipment Replacement Worksheets

Sub-totaled by Department

Department Name	Unit.	Description	Est. Life	Repl. Meter	Repl. % g/p	Salv. %	Salv. Amt	Fund	% Year	Purch. Cost	Repl. Year	2,032	2,033	2,034	2,035	2,036	2,037	2,038	2,039	2,040	2,041
SOLID WASTE	0193	PTRBLT CURBTENI	7	7,000	4% Ent	20%	53,040	541	100%	2015	265,202	2022				551,293					
SOLID WASTE	0195	AUTOCAR CNG HEI	7	10,000	3% Ent	10%	26,464	541	100%	2015	264,638	2022				465,841					
SOLID WASTE	0261	CAT 836K COMPACT	3	10,000	4% Ent	40%	431,273	541	100%	2019	1,078,183	2022		1,510,473			781,536				
SOLID WASTE	1392	SWENSON SLIDE-IN	12	N/A	3% Ent	10%	240	211	100%	2011	2,400	2023			4,639						
SOLID WASTE	1292	SCHMIDT/WAUSAU	12	N/A	3% Ent	10%	350	211	100%	2011	3,500	2023			6,765						
SOLID WASTE	1192	FRTLINER 10YD DUI	12	80,000	3% Ent	10%	2,500	211	100%	2011	25,000	2023			48,320						
SOLID WASTE	0027	CHEVY 3/4 TON 4X4	10	100,000	4% Ent	15%	3,830	541	100%	2013	25,533	2023		52,116							
SOLID WASTE	0250	KINCAID PRO HYDR	10	7,000	4% Ent	15%	6,876	541	100%	2013	45,843	2023		93,571							
SOLID WASTE	0264	CAT SKIDSTEER	3	7500	4% Ent	17%	14,044	541	100%	2020	82,610	2023	118,218		134,732			78,881			
SOLID WASTE	0265	CAT SKIDSTEER	3	7500	4% Ent	17%	14,044	541	100%	2020	82,610	2023	118,218		134,732			78,881			
SOLID WASTE	0266	CAT SKIDSTEER	3	7500	4% Ent	17%	14,044	541	100%	2020	82,610	2023	118,218		134,732			78,881			
SOLID WASTE	0058	PETERBUILT REARL	7	10,000	4% Ent	10%	25,737	541	100%	2016	257,374	2023					560,758				
SOLID WASTE	0050	PETERBUILT NEWA	7	10,000	4% Ent	10%	27,719	541	100%	2016	277,192	2023					603,937				
SOLID WASTE	0051	PETERBUILT NEWA	7	10,000	4% Ent	10%	27,719	541	100%	2016	277,192	2023					603,937				
SOLID WASTE	0197	PETERBUILT CNG	7	10,000	3% Ent	10%	30,380	541	100%	2016	303,795	2023					534,769				
SOLID WASTE	0198	PETERBUILT CNG	7	10,000	3% Ent	10%	30,380	541	100%	2016	303,795	2023					534,769				
SOLID WASTE	0057	PETERBUILT NEWA	7	10,000	4% Ent	10%	29,235	541	100%	2016	292,346	2023					636,954				
SOLID WASTE	0263	JOHN DEERE 950K I	3	10,000	4% Ent	40%	200,843	541	100%	2020	502,107	2023	603,047		703,424			363,959			
SOLID WASTE	0254	CAT 966M	6	10000	4% ENT	10%	38,712	541	100%	2017	387,118	2023			745,518					953,589	
SOLID WASTE	0262	CAT 836K COMPACT	3	10,000	4% Ent	40%	410,840	541	100%	2020	1,027,100	2023	1,233,580		1,438,909			744,508			
SOLID WASTE	0243	CAT 327G TWIN EN	14	8,000	4% Ent	20%	127,888	541	100%	2009	639,438	2023					1,789,597				
SOLID WASTE	0249	MONROE TRIPEDGE	30	0	4% Ent	15%	75	802	100%	1994	500	2024									
SOLID WASTE	1391	SWENSON SLIDE-IN	13	N/A	3% ENT	10%	1,200	211	100%	2011	12,000	2024					24,679				
SOLID WASTE	1291	SCHMIDT/WAUSAU	13	N/A	3% ENT	10%	1,723	211	100%	2011	17,225	2024					35,425				
SOLID WASTE	0256	CAT SKIDSTEER	7	7500	4% Ent	17%	8,411	541	100%	2017	49,475	2024						104,331			
SOLID WASTE	1191	FRTLINER 10YD DUI	13	80,000	3% ENT	10%	13,384	211	100%	2011	133,839	2024					275,252				
SOLID WASTE	0260	CAT 938M LOADER	5	8,000	4% Ent	10%	26,353	541	100%	2019	263,533	2024		448,255					551,080		
SOLID WASTE	0055	ATC	7	10000	4% Ent	20%	63,111	541	100%	2017	315,556	2024						655,968			
SOLID WASTE	0056	AUTO CAR CURBTE	7	10,000	4% Ent	10%	31,556	541	100%	2017	315,557	2024						687,526			
SOLID WASTE	0030	FORD F250 4X4 PIC	10	100,000	4% Ent	10%	2,402	541	100%	2015	24,024	2025			50,237						
SOLID WASTE	0063	PETERBUILT	7	10000	4% Ent	10%	24,712	541	100%	2018	247,122	2025	403,223						538,422		
SOLID WASTE	0074	AUTOCAR BRIDGEP	7	10,000	4% Ent	10%	25,465	541	100%	2018	254,648	2025	415,503						554,819		
SOLID WASTE	0075	AUTOCAR BRIDGEP	7	10,000	4% Ent	10%	25,465	541	100%	2018	254,648	2025	415,503						554,819		
SOLID WASTE	0194	AUTOCAR CNG HEI	10	10,000	3% Ent	10%	25,013	541	100%	2015	250,126	2025		426,743							
SOLID WASTE	0070	PETERBUILT NEWA	7	10,000	4% Ent	10%	26,006	541	100%	2018	260,060	2025	424,334						566,610		
SOLID WASTE	0071	PETERBUILT NEWA	7	10,000	4% Ent	10%	26,006	541	100%	2018	260,060	2025	424,334						566,610		
SOLID WASTE	0072	PETERBUILT NEWA	7	10,000	4% Ent	10%	26,006	541	100%	2018	260,060	2025	424,334						566,610		
SOLID WASTE	0073	PETERBUILT NEWA	7	10,000	4% Ent	10%	26,006	541	100%	2018	260,060	2025	424,334						566,610		
SOLID WASTE	0066	PETERBUILT HEIL	7	10000	4% Ent	8%	20,906	541	100%	2018	261,324	2025	431,623						574,591		
SOLID WASTE	0067	PETERBUILT HEIL	7	10000	4% Ent	8%	20,906	541	100%	2018	261,324	2025	431,623						574,591		
SOLID WASTE	0068	PETERBUILT HEIL	7	10000	4% Ent	8%	20,906	541	100%	2018	261,324	2025	431,623						574,591		
SOLID WASTE	0206	CHAMPION GRADEF	30	10,000	4% Ent	15%	15,975	541	100%	1995	106,498	2025									
SOLID WASTE	0028	FORD F250 4X4 PIC	12	100,000	3.0% Ent	15%	3,783	541	100%	2014	25,217	2026						47,478			
SOLID WASTE	0033	CHEVY 2500HD 4X4	10	100,000	4% Ent	15%	4,330	541	100%	2016	28,869	2026			58,925						
SOLID WASTE	0069	PETERBUILT/HEIL	8	8,000	4% Ent	15%	39,328	541	100%	2018	262,186	2026		451,742							
SOLID WASTE	0059	PETERBUILT REARL	10	10,000	4% Ent	5%	12,525	541	100%	2016	250,490	2026				536,330					
SOLID WASTE	0060	PETERBUILT REARL	10	10,000	4% Ent	5%	12,525	541	100%	2016	250,490	2026				536,330					
SOLID WASTE	0052	PETERBUILT REAR	10	12,000	4% Ent	5%	12,882	541	100%	2016	257,648	2026				551,656					
SOLID WASTE	0053	PETERBUILT REAR	10	12,000	4% Ent	5%	12,882	541	100%	2016	257,648	2026				551,656					
SOLID WASTE	0036	FORD F250 4X4 PIC	10	100,000	4% Ent	5%	1,366	541	100%	2017	27,329	2027					58,515				
SOLID WASTE	0037	FORD F250 4X4 PIC	10	100,000	4% Ent	5%	1,366	541	100%	2017	27,329	2027					58,515				
SOLID WASTE	0054	FREIGHTLINER	10	10000	4% ENT	20%	32,830	541	100%	2017	164,151	2027					326,845				
SOLID WASTE	0258	CAT 316 EXCAVATC	10	12,000	4% Ent	15%	32,212	541	100%	2017	214,745	2027					438,321				
SOLID WASTE	0191	PTRBLT LEACH RE	12	12,000	4% Ent	10%	20,443	541	100%	2015	204,432	2027						503,578			
SOLID WASTE	0076	PETERBUILT.CURBT	7	10,000	4% Ent	10%	28,420	541	100%	2020	284,200	2027		463,722							619,206
SOLID WASTE	0077	PETERBUILT.CURBT	7	10,000	4% Ent	10%	28,420	541	100%	2020	284,200	2027		463,722							619,206
SOLID WASTE	0078	PETERBUILT.CURBT	7	10,000	4% Ent	10%	28,420	541	100%	2020	284,200	2027		463,722							619,206
SOLID WASTE	0079	PETERBUILT.CURBT	7	10,000	4% Ent	10%	28,420	541	100%	2020	284,200	2027		463,722							619,206
SOLID WASTE	0080	PETERBUILT.CURBT	7	10,000	4% Ent	10%	28,420	541	100%	2020	284,200	2027		463,722							619,206
SOLID WASTE	0081	PETERBUILT.CURBT	7	10,000	4% Ent	10%	28,420	541	100%	2020	284,200	2027		463,722							619,206
SOLID WASTE	0082	PETERBUILT.CURBT	7	10,000	4% Ent	10%	28,844	541	100%	2020	288,441	2027		470,642							628,446
SOLID WASTE	0219	HYDRAULIC SLIDE I	44	N/A	4% Ent	5%	240	541	100%	1984	4,800	2028									
SOLID WASTE	0202	SWENSON SANDER	39	N/A	4% Ent	10%	633	541	100%	1989	6,328	2028									
SOLID WASTE	90205	TWO STATION HIGH	29		4% Ent	0%	-	541	100%	1999	10,661	2028									
SOLID WASTE	90209	REFUSE CONTAINER	29		4% Ent	5%	622	541	100%	1999	12,430	2028									
SOLID WASTE	0026	CHEVY 4X4 CREW C	15	100,000	4% Ent	15%	4,351	541	100%	2013	29,008	2028									
SOLID WASTE	0231	5YD DUMP TRUCK	36	70,000	4% Ent	5%	750	541	100%	1992	15,000	2028									

FY 2021 Equipment Replacement Worksheets

Sub-totaled by Department

Department Name	Unit.	Description	Est. Life	Repl. Meter	Repl. % g/p	Salv. %	Salv. Amt	Fund	Fund % Year	Purch. Cost	Repl. Year	2,032	2,033	2,034	2,035	2,036	2,037	2,038	2,039	2,040	2,041
SOLID WASTE	0196	FREIGHTLINER GR.	15	10,000	3%	Ent	20%	29,367	541	100%	2013	146,833									
SOLID WASTE	0061	FREIGHTLINER	10	10000	4%	Ent	10%	16,572	541	100%	2018	165,720							346,541		
SOLID WASTE	0062	FREIGHTLINER	10	10000	4%	Ent	10%	16,572	541	100%	2018	165,720							346,541		
SOLID WASTE	0064	AUTOCAR HEIL	10	10000	4%	Ent	8%	19,688	541	100%	2018	246,098							519,543		
SOLID WASTE	0065	AUTOCAR HEIL	10	10000	4%	Ent	8%	19,688	541	100%	2018	246,098							519,543		
SOLID WASTE	0029	FORD FUSION SED	15	100,000	3.0%	Ent	10%	1,872	541	100%	2014	18,724									
SOLID WASTE	90208	ROTARY BROOM FC	30		4%	Ent	10%	889	541	100%	1999	8,890									
SOLID WASTE	0039	FORD F250 4X4 PICU	10	100,000	4%	Ent	15%	4,356	541	100%	2019	29,038								59,270	
SOLID WASTE	0020	FORD F550 SERVIC	10	10,000	4%	Ent	10%	8,123	541	100%	2019	81,227							169,856		
SOLID WASTE	0024	DODGE RAM 2500 4	10	100,000	4%	Ent	10%	3,054	541	100%	2020	30,542									63,867
SOLID WASTE	0084	FREIGHTLINER ROL	10	10,000	4%	Ent	5%	9,110	541	100%	2020	182,200									390,113
SOLID WASTE	0220	FREIGHTLINER 400	10	10,000	4%	Ent	10%	19,175	541	100%	2020	191,750									400,973
SOLID WASTE	0083	PETERBUILT HEIL R	10	10,000	4%	Ent	10%	20,861	541	100%	2020	208,605									436,219
SOLID WASTE	0229	VOLVO EXCAVATOR	30	12,000	4%	Ent	15%	20,380	541	100%	2000	135,868									
SOLID WASTE	2067	LOADTRAIL TILT	15	N/A	4%	Ent	5%	323	541	100%	2020	6,450			11,294						
SOLID WASTE	0035	TOYOTA FORKLIFT	20	7,000	4%	Ent	10%	4,679	541	100%	2016	46,786				97,835					
SOLID WASTE	0025	DODGE RAM 5500 T	20	100,000	4%	Ent	5%	4,120	541	100%	2019	82,408								176,446	
SOLID WASTE	0217	TANK ROLLOFF 400	50	7,000	4%	Ent	5%	1,152	541	100%	1995	23,040									
SOLID WASTE Total												6,417,712	145,687	5,663,447	3,840,044	3,843,280	7,263,809	5,317,859	7,098,503	1,333,896	5,297,271
STREET/TRAFFIC	1365	GRACO LINE LAZER	10	N/A	4%	ENT	15%	998	211	100%	2012	6,650	13,573								
STREET/TRAFFIC	1227	FORD 3430 TRACT	26	10,000	4%	ENT	15%	1,394	211	100%	1996	9,296									
STREET/TRAFFIC	1309	JOHN DEERE MOWI	13	7,000	4%	ENT	15%	4,283	211	100%	2009	28,550			74,872						
STREET/TRAFFIC	1170	Freightliner Roll Off	10	7,000	4%	ENT	15%	24,375	211	100%	2012	162,501							331,685		
STREET/TRAFFIC	1123	IHC AERIAL LIFT TR	10	7,000	5%	ENT	4%	5,629	211	100%	2012	140,732							367,775		
STREET/TRAFFIC	1222	FREIGHTLINER DE-I	25	60,000	4%	ENT	15%	13,975	211	100%	1997	93,166									
STREET/TRAFFIC	1317	GRACO	6	N/A	3%	ENT	10%	752	211	100%	2017	7,520			12,050						14,535
STREET/TRAFFIC	1360	GRACO GRIND &	6	N/A	3%	ENT	10%	1,460	211	100%	2017	14,600			23,396						28,219
STREET/TRAFFIC	1351	VARIABLE MESSAGI	12	N/A	4%	ENT	15%	1,941	211	100%	2011	12,940			31,228						
STREET/TRAFFIC	13001	VARIABLE MESSAGI	12	N/A	4%	ENT	15%	1,941	211	100%	2011	12,940			31,228						
STREET/TRAFFIC	1223	TRAILER W/ 1998 S	35	0	4%	ENT	15%	1,125	211	100%	1988	7,500									
STREET/TRAFFIC	1318	AIR COMPRESSOR	31	4,000	4%	ENT	15%	1,359	211	100%	1992	9,060									
STREET/TRAFFIC	1101	FORD 3/4 TON W/LI	10	100,000	4%	ENT	15%	3,704	211	100%	2013	24,691		50,397							
STREET/TRAFFIC	1305	INGERSALL RAND A	34	4,000	4%	ENT	15%	1,398	211	100%	1989	9,320									
STREET/TRAFFIC	1109	GMC VAN	18		6%	ENT	15%	1,931	211	100%	2005	12,870									102,925
STREET/TRAFFIC	1113	CHEVY 2500 4X4 W/	10	100,000	4%	ENT	15%	4,701	211	100%	2013	31,338		63,965							
STREET/TRAFFIC	1115	FORD F350 4X4 W/F	12	100,000	4%	ENT	15%	4,499	211	100%	2011	29,995			72,387						
STREET/TRAFFIC	1116	FORD F350 4X4 W/F	12	100,000	4%	ENT	15%	4,574	211	100%	2011	30,495			73,594						
STREET/TRAFFIC	1230	NEW HOLLAND TL9	23	10,000	4%	ENT	15%	2,882	211	100%	2000	19,216									
STREET/TRAFFIC	1396	OSHKOSH H SERIE	40		4%	ENT	10%	1,000	211	100%	1983	10,000									
STREET/TRAFFIC	1201	CASE 721E LOADER	13	8,000	4%	ENT	15%	20,524	211	100%	2010	136,828				358,827					
STREET/TRAFFIC	1203	ASPHALT ROLLER,	28	6,000	4%	ENT	15%	3,491	211	100%	1995	23,275									
STREET/TRAFFIC	1232	FREIGHTLINER DE-I	22	60,000	4%	ENT	15%	13,050	211	100%	2001	87,000									
STREET/TRAFFIC	1196	FORD F750 DOUBLE	12	80,000	4%	ENT	15%	20,195	211	100%	2011	134,633			324,910						
STREET/TRAFFIC	1197	FORD F750 DOUBLE	12	80,000	4%	ENT	15%	20,195	211	100%	2011	134,633			324,910						
STREET/TRAFFIC	1121	FREIGHTLINER/VER	21	7,000	4%	ENT	15%	16,736	211	100%	2002	111,576									
STREET/TRAFFIC	1250	FREIGHTLINER/ELC	9	7,000	4%	ENT	10%	20,244	211	100%	2014	202,443		389,868							563,473
STREET/TRAFFIC	1246	Freightliner/Elgin Bro	11	7,000	4%	ENT	15%	29,275	211	100%	2012	195,167									
STREET/TRAFFIC	1245	FREIGHTLINER.ELG	12	7,000	4%	ENT	15%	28,693	211	100%	2011	191,289			461,639						
STREET/TRAFFIC	1234	BOMAG MILLING MA	12	7,000	4%	ENT	15%	44,169	211	100%	2011	294,458			710,617						
STREET/TRAFFIC	1315	HI-WAY SLIDE-IN PI	14	N/A	4%	ENT	10%	-	211	100%	2010										
STREET/TRAFFIC	1344	PORTABLE SOLAR /	25	N/A	4%	ENT	15%	823	211	100%	1999	5,485									
STREET/TRAFFIC	1337	HOTSY STEAMER	14	N/A	4%	ENT	5%	425	211	100%	2010	8,495							25,049		
STREET/TRAFFIC	1386	TREE SPADE SKIDS	17	N/A	4%	ENT	15%	1,760	211	100%	2007	11,736									42,770
STREET/TRAFFIC	1324	ISUZU PAINT STRIP	20	4,000	5%	ENT	50%	5,000	211	100%	2004	10,000									
STREET/TRAFFIC	1343	TORO 7200 ZERO TI	13	4,000	4%	ENT	15%	2,518	211	100%	2011	16,784									
STREET/TRAFFIC	1237	BOBCAT UTV 3400	13		4%	ENT	15%	2,723	211	100%	2011	18,150							44,016		
STREET/TRAFFIC	1393	TORO 7210 MOWEI	10	3,000	4%	ENT	10%	2,046	211	100%	2014	20,464									
STREET/TRAFFIC	1385	ROCK WHEEL SKID:	17	N/A	4%	ENT	15%	2,384	211	100%	2007	15,890									57,908
STREET/TRAFFIC	1333	EAGER BEAVER PA	22	7,000	4%	ENT	15%	1,931	211	100%	2002	12,870									
STREET/TRAFFIC	1210	BOBCAT MINI TRAC	10	7,000	4%	ENT	15%	3,311	211	100%	2014	22,071			45,050						
STREET/TRAFFIC	1226	FLAIL MOWER	16		4%	ENT	10%	1,802	211	100%	2008	18,015									61,396
STREET/TRAFFIC	1220	FORD 1520 MOWER	30	10,000	4%	ENT	15%	1,761	211	100%	1994	11,742									
STREET/TRAFFIC	1388	CP AIR COMPRESS	12	7,000	4%	ENT	15%	4,674	211	100%	2012	31,160									
STREET/TRAFFIC	1323	VERMEER BRUSH C	25	4,000	4%	ENT	15%	2,970	211	100%	1999	19,800				75,199					
STREET/TRAFFIC	1235	BOBCAT 220 SKIDS	15	7,000	4%	ENT	15%	5,080	211	100%	2009	33,868									
STREET/TRAFFIC	1119	FORD 1TON SERVIC	27	80,000	4%	ENT	15%	3,465	211	100%	1997	23,098								104,767	
STREET/TRAFFIC	1224	IHC DE-ICE UNIT	24	60,000	4%	ENT	15%	8,733	211	100%	2000	58,218									

FY 2021 Equipment Replacement Worksheets

Sub-totaled by Department

Department Name	Unit.	Description	Est. Life	Repl. Meter	Repl. % g/p	Salv. %	Salv. Amt	Fund	% Year	Purch. Cost	Repl. Year	2,032	2,033	2,034	2,035	2,036	2,037	2,038	2,039	2,040	2,041
STREET/TRAFFIC	1233	JOHN DEERE BACK	28	7,000	4%	ENT 15%	10,483	211	100%	1996	69,887	2024									
STREET/TRAFFIC	1202	KOMATSU 4YD LOA	24	7,000	4%	ENT 15%	14,553	211	100%	2000	97,020	2024									
STREET/TRAFFIC	1248	FREIGHTLINER/ELG	11	7,000	4%	ENT 15%	30,989	211	100%	2013	206,593	2024			458,620						
STREET/TRAFFIC	1387	LOADTRAIL TRAILER	15	N/A	4%	ENT 10%	570	211	100%	2010	5,695	2025									17,902
STREET/TRAFFIC	1319	GRACO LINE LAZER	10	N/A	5%	ENT 15%	1,078	211	100%	2015	7,188	2025				17,994					
STREET/TRAFFIC	1366	BACKHOE ATTACHM	25	0	4%	ENT 15%	1,307	211	100%	2000	8,716	2025									
STREET/TRAFFIC	1347	HYDRAULIC BREAKI	25	N/A	4%	ENT 1%	86	211	100%	2000	8,590	2025									
STREET/TRAFFIC	1103	FORD F250 REG CA	15	100,000	4%	ENT 10%	1,727	211	100%	2010	17,272	2025									54,293
STREET/TRAFFIC	1353	SLIDE IN DE-ICE TA	20	0	4%	ENT 15%	2,376	211	100%	2005	15,840	2025									
STREET/TRAFFIC	1104	CHEVY 3/4 TON PIC	17	80,000	4%	ENT 15%	2,726	211	100%	2008	18,170	2025									
STREET/TRAFFIC	1110	FORD F150 4X4 XC.	10	100,000	4%	ENT 15%	3,885	211	100%	2015	25,903	2025				52,871					
STREET/TRAFFIC	1107	FORD F350 DUALL	10	100,000	4%	ENT 15%	4,061	211	100%	2015	27,070	2025				55,253					
STREET/TRAFFIC	1127	FORD F250 PICKUP	13	100,000	4%	ENT 10%	2,447	211	100%	2012	24,471	2025						65,398			
STREET/TRAFFIC	1166	FORD F350 4X2 DU	10	100,000	4%	ENT 15%	4,707	211	100%	2015	31,382	2025				64,055					
STREET/TRAFFIC	1168	FORD F350 4X2 DU	10	100,000	4%	ENT 15%	4,707	211	100%	2015	31,382	2025				64,055					
STREET/TRAFFIC	1143	WEILER PAVEN	10	100,000	4%	ENT 15%	22,136	211	100%	2015	147,574	2025				301,217					
STREET/TRAFFIC	1211	CASE 721F WHEEL	10	7,000	4%	ENT 15%	23,146	211	100%	2015	154,305	2025				314,956					
STREET/TRAFFIC	1229	FREIGHTLINER 2 TC	25	7,000	4%	ENT 15%	13,131	211	100%	2000	87,542	2025									
STREET/TRAFFIC	1243	FREIGHTLINER	8	7000	4%	ENT 15%	35,850	211	100%	2017	239,000	2025		411,793							576,780
STREET/TRAFFIC	1238	FREIGHTLINER VA	10	7,000	4%	ENT 10%	32,056	211	100%	2015	320,556	2025				670,322					
STREET/TRAFFIC	1239	FREIGHTLINER VA	10	7,000	4%	ENT 10%	32,056	211	100%	2015	320,556	2025				670,322					
STREET/TRAFFIC	1207	FORD STERLING PC	20	10,000	4%	ENT 30%	3,000	211	100%	2006	10,000	2026									
STREET/TRAFFIC	1111	FORD F350 4X4	10	100,000	4%	ENT 15%	5,640	211	100%	2016	37,598	2026					76,742				
STREET/TRAFFIC	1164	FORD F350 DUMP	10	100,000	4%	ENT 10%	4,062	211	100%	2016	40,620	2026				84,941					
STREET/TRAFFIC	1311	LARUE D50 SNOW	10	7,000	4%	ENT 10%	12,854	211	100%	2016	128,542	2026				268,797					
STREET/TRAFFIC	1122	FREIGHTLINER	10	7,000	4%	ENT 15%	23,195	211	100%	2016	154,635	2026				315,629					
STREET/TRAFFIC	1198	FREIGHTLINER DUI	12	100,000	4%	ENT 10%	15,397	211	100%	2014	153,970	2026						379,275			
STREET/TRAFFIC	1199	FREIGHTLINER DUA	12	100,000	4%	ENT 10%	15,397	211	100%	2014	153,970	2026						379,275			
STREET/TRAFFIC	1244	FREIGHTLINER BRC	7	7,000	4%	ENT 15%	34,028	211	100%	2019	226,850	2026		358,803							482,911
STREET/TRAFFIC	1252	FREIGHTLINER SCH	7	7,000	4%	ENT 10%	24,181	211	100%	2019	241,806	2026		394,549							526,839
STREET/TRAFFIC	1105	FORD F150 XCAB	10	100000	4%	ENT 15%	3,835	211	100%	2017	25,565	2027					52,181				
STREET/TRAFFIC	1162	DODGE 1TON	10	100000	4%	ENT 15%	5,658	211	100%	2017	37,723	2027					76,997				
STREET/TRAFFIC	1155	FREIGHTLINER CRA	15	7,000	4%	ENT 15%	15,658	211	100%	2012	104,384	2027									
STREET/TRAFFIC	1249	FREIGHTLINER BRC	7	N/A	3%	ENT 10%	24,794	211	100%	2020	247,939	2027		350,236							436,446
STREET/TRAFFIC	1295	WASAU	10	N/A	4%	ENT 15%	1,199	211	100%	2018	7,991	2028						16,311			
STREET/TRAFFIC	1350	SOLAR MESSAGE	10	N/A	4%	ENT 15%	2,003	211	100%	2018	13,355	2028						27,259			
STREET/TRAFFIC	1397	SWENSON	10	N/A	4%	ENT 15%	2,130	211	100%	2018	14,203	2028						28,990			
STREET/TRAFFIC	1398	SWENSON	10	N/A	4%	ENT 15%	2,130	211	100%	2018	14,203	2028						28,990			
STREET/TRAFFIC	1277	SNOW PLOW	10	N/A	4%	ENT 15%	2,268	211	100%	2018	15,120	2028						30,862			
STREET/TRAFFIC	1278	SNOW PLOW	10	N/A	4%	ENT 15%	2,268	211	100%	2018	15,120	2028						30,862			
STREET/TRAFFIC	1354	SANDER - SLIDE-IN	10	N/A	4%	ENT 15%	2,355	211	100%	2018	15,700	2028						32,046			
STREET/TRAFFIC	1285	SCHMIDT/WASAU	10	N/A	4%	ENT 15%	2,717	211	100%	2018	18,114	2028						36,973			
STREET/TRAFFIC	1293	SCHMIDT/WASAU	10	N/A	4%	ENT 15%	2,717	211	100%	2018	18,114	2028						36,973			
STREET/TRAFFIC	1280	SNOW PLOW	10	N/A	4%	ENT 15%	2,994	211	100%	2018	19,960	2028						40,741			
STREET/TRAFFIC	1128	DODGE RAM 3500	10	N/A	4%	ENT 15%	5,548	211	100%	2018	36,986	2028						75,493			
STREET/TRAFFIC	1129	DODGE RAM 3500	10	N/A	4%	ENT 15%	5,548	211	100%	2018	36,986	2028						75,493			
STREET/TRAFFIC	1154	FREIGHTLINER 12YI	10	100,000	4%	ENT 15%	20,151	211	100%	2018	134,340	2028						274,204			
STREET/TRAFFIC	1184	Chevy 1 ton dump tru	10	100,000	4%	ENT 15%	20,457	211	100%	2018	136,380	2028						278,368			
STREET/TRAFFIC	1185	Chevy 1 ton dump tru	10	100,000	4%	ENT 15%	20,457	211	100%	2018	136,380	2028						278,368			
STREET/TRAFFIC	1193	FREIGHTLINER	10	100,000	4%	ENT 15%	22,283	211	100%	2018	148,552	2028						303,213			
STREET/TRAFFIC	1194	FRTLNR TANDEM	10	100,000	4%	ENT 15%	23,481	211	100%	2018	156,543	2028						319,524			
STREET/TRAFFIC	1282	HENKE V-SNOWPLC	10	100,000	4%	ENT 15%	2,688	211	100%	2019	17,919	2029								36,575	
STREET/TRAFFIC	1283	HENKE V-SNOWPLC	10	100,000	4%	ENT 15%	2,688	211	100%	2019	17,919	2029								36,575	
STREET/TRAFFIC	1289	HENKE V-SNOWPLC	10	100,000	4%	ENT 15%	2,688	211	100%	2019	17,919	2029								36,575	
STREET/TRAFFIC	1165	FORD F350 DUMP T	10	100,000	4%	ENT 15%	5,789	211	100%	2019	38,596	2029								78,779	
STREET/TRAFFIC	1346	SCAG ZERO TURN	10	N/A	4%	ENT 15%	1,709	211	100%	2020	11,390	2030									23,248
STREET/TRAFFIC	1303	GRAPPLE ATCMT 1	20	N/A	4%	ENT 10%	769	211	100%	2010	7,687	2030									
STREET/TRAFFIC	1352	VARIABLE MESSAGI	10	N/A	4%	ENT 15%	2,182	211	100%	2020	14,545	2030									29,688
STREET/TRAFFIC	1353	VARIABLE MESSAGI	10	N/A	4%	ENT 15%	2,182	211	100%	2020	14,545	2030									29,688
STREET/TRAFFIC	1356	SWENSON SLIDE-IN	10	N/A	3%	ENT 10%	3,100	211	100%	2020	31,000	2030									52,889
STREET/TRAFFIC	1256	SCHMIDT/WASAU	10	N/A	3%	ENT 10%	3,280	211	100%	2020	32,800	2030									55,960
STREET/TRAFFIC	1112	DODGE RAM 3500 R	10	100,000	4%	ENT 15%	5,394	211	100%	2020	35,961	2030									73,401
STREET/TRAFFIC	1169	DODGE RAM 3500 D	10	100,000	4%	ENT 15%	6,070	211	100%	2020	40,464	2030									82,592
STREET/TRAFFIC	1118	DODGE RAM 5500 S	10	100,000	4%	ENT 15%	10,151	211	100%	2020	67,670	2030									138,123
STREET/TRAFFIC	1182	FREIGHTLINER DUA	10	100,000	4%	ENT 15%	20,919	211	100%	2020	139,463	2030									284,661
STREET/TRAFFIC	1183	FREIGHTLINER DUA	10	100,000	4%	ENT 15%	20,919	211	100%	2020	139,463	2030									284,661
STREET/TRAFFIC	1189	FREIGHTLINER DUA	10	100,000	4%	ENT 15%	20,919	211	100%	2020	139,463	2030									284,661

FY 2021 Equipment Replacement Worksheets

Sub-totaled by Department

Department Name	Unit.	Description	Est. Life	Repl. Meter	Repl. % g/p	Salv. %	Salv. Amt	Fund	Fund % Year	Purch. Cost	Repl. Year	2,032	2,033	2,034	2,035	2,036	2,037	2,038	2,039	2,040	2,041	
STREET/TRAFFIC	1150	FREIGHTLINER TAN	10	100,000	4%	ENT 15%	20,940	211	100%	2020	139,601											
STREET/TRAFFIC	1124	FREIGHTLINER ROL	10	100,000	4%	ENT 15%	27,306	211	100%	2020	182,042										284,943	
STREET/TRAFFIC	1228	KENWORTH POTHC	10	100,000	4%	ENT 15%	35,165	211	100%	2020	234,433										371,570	
STREET/TRAFFIC	1212	CAT 140AWP GRAD	10	N/A	4%	ENT 15%	41,400	211	100%	2020	276,000										478,507	
STREET/TRAFFIC	1213	CAT 140AWP GRAD	10	N/A	4%	ENT 15%	41,400	211	100%	2020	276,000										563,350	
STREET/TRAFFIC	1307	PETERBUILT PAINT	10	100,000	4%	ENT 15%	44,464	211	100%	2020	296,424										563,350	
STREET/TRAFFIC	1358	SWENSON SLIDE-IN	10	N/A	3%	ENT 5%	1,550	211	100%	2021	31,000										605,038	
STREET/TRAFFIC	1258	SCHMIDT/WAUSAU	10	N/A	3%	ENT 5%	1,640	211	100%	2021	32,800											54,439
STREET/TRAFFIC	1158	FREIGHTLINER TAN	10	N/A	4%	ENT 15%	4,920	211	100%	2021	32,800											57,600
STREET/TRAFFIC	1186	FREIGHTLINER	15	100,000	4%	ENT 15%	20,381	211	100%	2016	135,873											66,949
STREET/TRAFFIC	1187	FREIGHTLINER	15	100,000	4%	ENT 15%	20,381	211	100%	2016	135,873											
STREET/TRAFFIC	1200	CAT 12M3AWD	15	7,000	4%	ENT 15%	37,703	211	100%	2016	251,350											
STREET/TRAFFIC	7421	HENDERSON	20	N/A	4%	ENT 5%	510	211	100%	2012	10,200	21,839										
STREET/TRAFFIC	7423	HENDERSON	20	N/A	4%	ENT 5%	510	211	100%	2012	10,200	21,839										
STREET/TRAFFIC	1298	MONROE SNOW PL	18	N/A	4%	ENT 15%	2,212	211	100%	2014	14,744	27,657										
STREET/TRAFFIC	1299	MONROE SNOW PL	18	N/A	4%	ENT 15%	2,212	211	100%	2014	14,744	27,657										
STREET/TRAFFIC	1296	WAUSAU SNOW PL	20	N/A	3%	ENT 5%	1,092	211	100%	2012	21,844	38,360										
STREET/TRAFFIC	1297	WASAU SNOW PLO	20	N/A	3%	ENT 5%	1,092	211	100%	2012	21,844	38,360										
STREET/TRAFFIC	7420	WAUSAU SNOW	20	100,000	4%	ENT 5%	1,092	211	100%	2012	21,844	46,771										
STREET/TRAFFIC	7422	WAUSAU SNOW	20	N/A	4%	ENT 5%	1,092	211	100%	2012	21,844	46,771										
STREET/TRAFFIC	1301	LARUE SNOW BLOV	20	7,000	3%	ENT 15%	18,330	211	100%	2012	122,198	202,373										
STREET/TRAFFIC	1313	LARUE D60 SNOW E	15	7,000	4%	ENT 15%	27,760	211	100%	2019	185,065	2034										
STREET/TRAFFIC	1204	CAT 950 FRONTENC	15	8,000	4%	ENT 15%	28,947	211	100%	2019	192,983	2034										
STREET/TRAFFIC	1206	CAT 950 FRONTENC	15	8,000	4%	ENT 15%	28,947	211	100%	2019	192,983	2034										
STREET/TRAFFIC	1236	CASE SKID STEER L	40	7,000	4%	ENT 15%	3,394	211	100%	1995	22,629	2035										
STREET/TRAFFIC	1218	HAMM HD13 ROLLE	20	7,000	4%	ENT 15%	9,660	211	100%	2015	64,400	2035										
STREET/TRAFFIC	1171	VOLVO TRUCK/TRA	20	80,000	4%	ENT 15%	15,790	211	100%	2015	105,267	2035										
STREET/TRAFFIC	1286	HENKE V-PLOW	20		4%	ENT 5%	800	211	100%	2016	16,000	2036										
STREET/TRAFFIC	1287	HENKE V-PLOW	20		4%	ENT 5%	800	211	100%	2016	16,000	2036										
STREET/TRAFFIC	1254	FREIGHTLINER	20	N/A	4%	ENT 15%	20,305	211	100%	2016	135,369	2036										
STREET/TRAFFIC	1205	CAT 12M3AWD	20	7,000	4%	ENT 15%	37,703	211	100%	2016	251,350	2036										
STREET/TRAFFIC Total												1,574,530	1,279,507	1,814,073	5,262,054	2,037,993	220,792	2,763,667	293,271	5,349,672	2,002,044	
Grand Total												9,355,498	8,136,603	10,042,148	16,861,220	9,659,221	12,379,136	13,782,621	16,526,215	13,684,955	13,114,572	

Governmental Funds Equipment Replacement 20-Year Funding Estimate Worksheet

Est. 640 Balance as of 06/30/21 5,900,000

Est. Expense	20 Yr. Total	2022	2023	2024	2025	2026	2027	2028	2029
	44,323,768	1,790,072	2,292,198	3,456,534	2,129,151	2,735,695	1,398,788	651,693	1,550,890

	2,022	2,023	2,024	2,025	2,026	2,027	2,028	2,029
Est. Beg Balance	5,900,000	5,666,178	4,968,242	3,140,501	2,666,201	1,621,565	1,945,766	3,059,261
Est. Transfers in	1,512,000	1,551,766	1,591,531	1,631,297	1,671,062	1,710,828	1,750,594	1,790,359
Est. Interest	44,250	42,496	37,262	23,554	19,997	12,162	14,593	22,944
Est. Yearly Expense	(1,790,072)	(2,292,198)	(3,456,534)	(2,129,151)	(2,735,695)	(1,398,788)	(651,693)	(1,550,890)
Est. Ending Balance	5,666,178	4,968,242	3,140,501	2,666,201	1,621,565	1,945,766	3,059,261	3,321,674

Estimated Contributions by Fund

Fund	2022	2023	2024	2025	2026	2027	2028	2029
010/871&2 Parks/Rec	306,800	314,869	322,938	331,006	339,075	347,144	355,213	363,282
010-4300 Code Enforcement	13,047	13,390	13,733	14,076	14,420	14,763	15,106	15,449
General Fund Total	319,847	328,259	336,671	345,083	353,495	361,907	370,319	378,731
150 Animal Shelter	19,180	19,684	20,189	20,693	21,197	21,702	22,206	22,711
150 Fire	682,673	700,627	718,581	736,535	754,490	772,444	790,398	808,353
150 Police	448,592	460,390	472,188	483,986	495,784	507,582	519,380	531,178
Public Safety Total	1,150,445	1,180,701	1,210,958	1,241,215	1,271,471	1,301,728	1,331,985	1,362,241
240 Planning	3,712	3,810	3,907	4,005	4,102	4,200	4,298	4,395
260 Library	36,869	37,838	38,808	39,778	40,747	41,717	42,686	43,656
290 CDBG	1,128	1,158	1,187	1,217	1,247	1,276	1,306	1,336
Total Governmental	1,512,000	1,551,766	1,591,531	1,631,297	1,671,062	1,710,828	1,750,594	1,790,359

Governmental Funds Equipment Replacement 20-Year Funding Estimate Worksheet

Est. 640 Balance as of 06/30/21

5,900,000

	20 Yr. Total	2030	2031
Est. Expense	44,323,768	1,038,143	1,659,817
		2,030	2,031
Est. Beg Balance		3,321,674	4,138,568
Est. Transfers in		1,830,125	1,869,890
Est. Interest		24,913	31,039
Est. Yearly Expense		(1,038,143)	(1,659,817)
Est. Ending Balance		4,138,568	4,379,681

Estimated Contributions by Fund

Fund	2030	2031
010/871&2 Parks/Rec	371,351	379,419
010-4300 Code Enforcement	15,792	16,135
General Fund Total	387,143	395,555
150 Animal Shelter	23,215	23,720
150 Fire	826,307	844,261
150 Police	542,976	554,774
Public Safety Total	1,392,498	1,422,755
240 Planning	4,493	4,591
260 Library	44,626	45,595
290 CDBG	1,365	1,395
Total Governmental	1,830,125	1,869,890

Governmental Funds Equipment Replacement 20-Year Funding Estimate Worksheet

Est. 640 Balance as of 06/30/21 **5,900,000**

	20 Yr. Total	2032	2033	2034	2035	2036	2037	2038	2039
Est. Expense	44,323,768	1,196,342	1,465,150	1,674,896	4,100,126	1,000,596	822,238	1,830,131	5,926,107
		2,032	2,033	2,034	2,035	2,036	2,037	2,038	2,039
Est. Beg Balance		4,379,681	5,125,843	5,648,558	6,005,214	3,979,080	5,077,046	6,401,369	6,767,498
Est. Transfers in		1,909,656	1,949,422	1,989,187	2,028,953	2,068,718	2,108,484	2,148,250	2,188,015
Est. Interest		32,848	38,444	42,364	45,039	29,843	38,078	48,010	50,756
Est. Yearly Expense		(1,196,342)	(1,465,150)	(1,674,896)	(4,100,126)	(1,000,596)	(822,238)	(1,830,131)	(5,926,107)
Est. Ending Balance		5,125,843	5,648,558	6,005,214	3,979,080	5,077,046	6,401,369	6,767,498	3,080,163

Estimated Contributions by Fund

	2032	2033	2034	2035	2036	2037	2038	2039
Fund								
010/871&2 Parks/Rec	387,488	395,557	403,626	411,695	419,764	427,832	435,901	443,970
010-4300 Code Enforcement	16,478	16,822	17,165	17,508	17,851	18,194	18,537	18,880
General Fund Total	403,967	412,379	420,791	429,203	437,615	446,027	454,439	462,851
150 Animal Shelter	24,224	24,728	25,233	25,737	26,242	26,746	27,251	27,755
150 Fire	862,215	880,170	898,124	916,078	934,033	951,987	969,941	987,895
150 Police	566,572	578,370	590,168	601,966	613,764	625,562	637,360	649,158
Public Safety Total	1,453,011	1,483,268	1,513,525	1,543,781	1,574,038	1,604,295	1,634,552	1,664,808
240 Planning	4,688	4,786	4,883	4,981	5,079	5,176	5,274	5,372
260 Library	46,565	47,535	48,504	49,474	50,444	51,413	52,383	53,353
290 CDBG	1,425	1,454	1,484	1,514	1,543	1,573	1,603	1,632
Total Governmental	1,909,656	1,949,422	1,989,187	2,028,953	2,068,718	2,108,484	2,148,250	2,188,015

Governmental Funds Equipment Replacement 20-Year Funding Estimate Worksheet

Est. 640 Balance as of 06/30/21

5,900,000

	20 Yr. Total	2040	2041
Est. Expense	44,323,768	4,216,884	3,388,318
		2,040	2,041
Est. Beg Balance		3,080,163	1,114,161
Est. Transfers in		2,227,781	2,271,326
Est. Interest		23,101	8,356
Est. Yearly Expense		(4,216,884)	(3,388,318)
Est. Ending Balance		1,114,161	5,525

Estimated Contributions by Fund

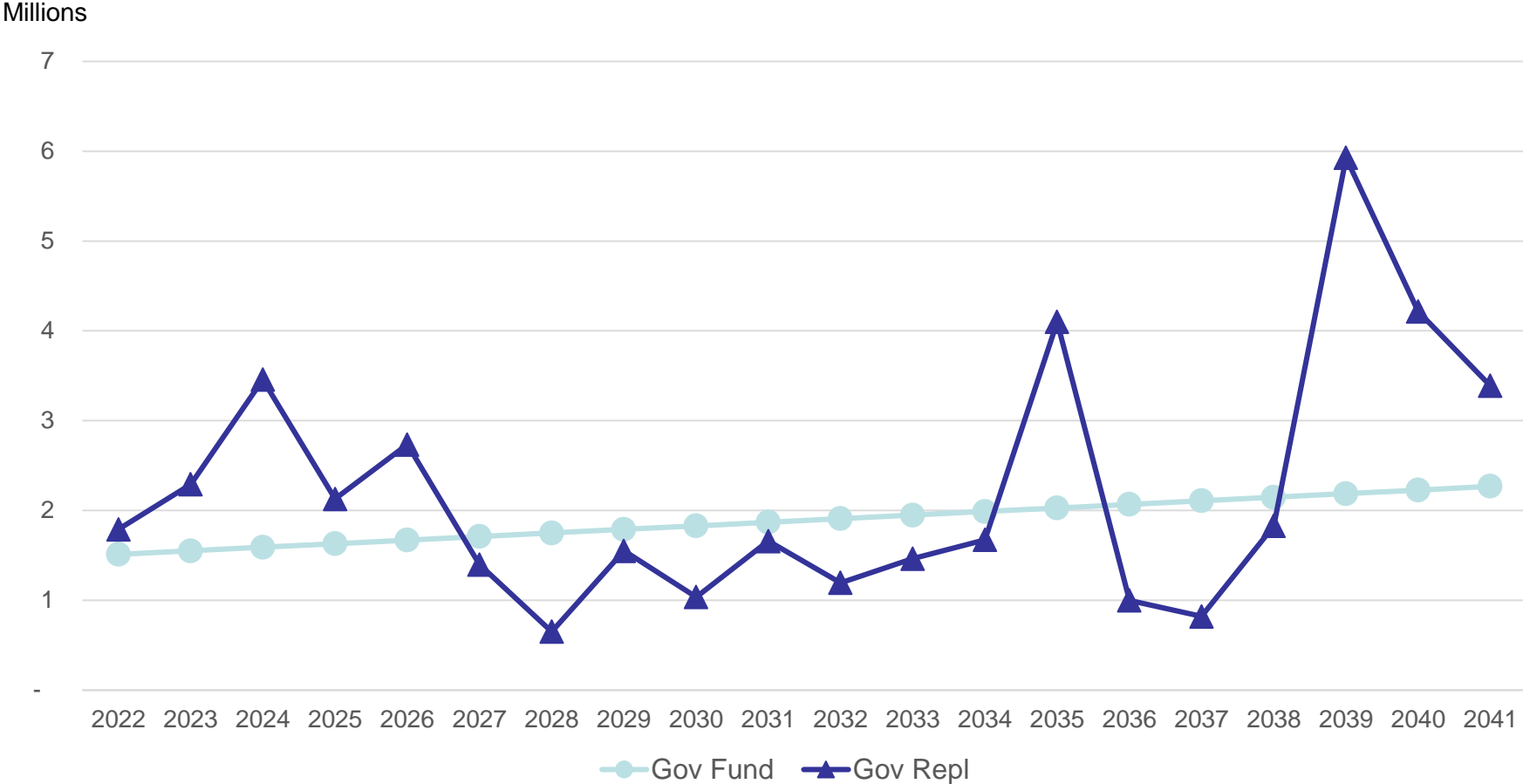
Fund	2040	2041
010/871&2 Parks/Rec	452,039	460,875
010-4300 Code Enforcement	19,224	19,599
General Fund Total	471,263	480,474
150 Animal Shelter	28,259	28,812
150 Fire	1,005,850	1,025,511
150 Police	660,956	673,875
Public Safety Total	1,695,065	1,728,198
240 Planning	5,469	5,576
260 Library	54,322	55,384
290 CDBG	1,662	1,694
Total Governmental	2,227,781	2,271,326

Governmental Contributions Comparison

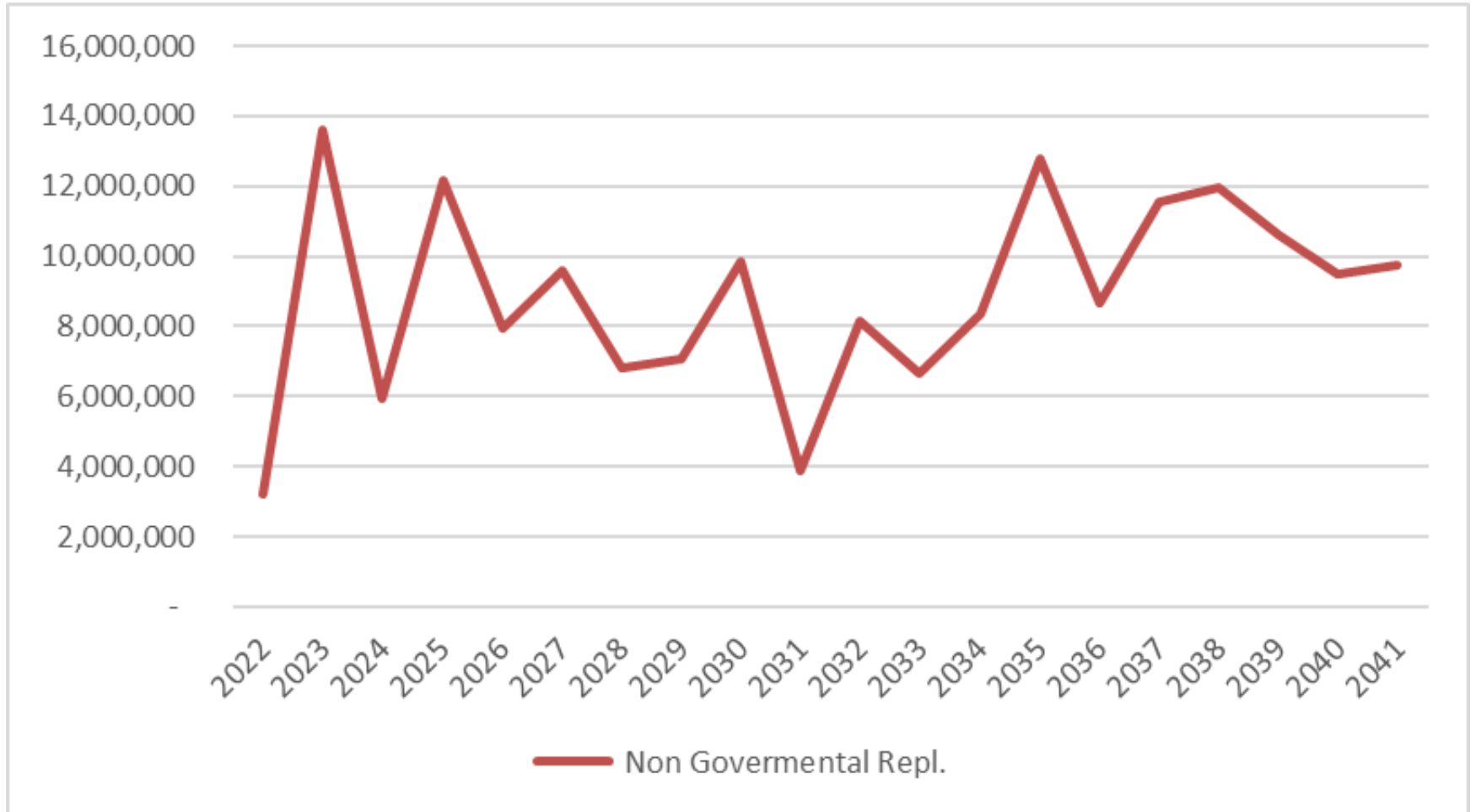
Estimated Contributions by Fund

Fund	2021	2022	Difference
010/873 Parks/Rec	270,884	306,800	35,916
0100-4300 Code Enforcement	5,972	13,047	7,075
General Fund Total	268,402	319,847	51,445
1500 Animal Shelter	14,782	19,180	4,398
1500 Fire	607,661	682,673	75,012
1500 Police	397,536	448,592	51,056
Public Safety Total	983,462	1,150,445	166,983
2400 Planning	1,139	3,712	2,573
2600 Library	40,945	36,869	(4,076)
Total Governmental	1,297,739	1,510,872	216,924

Governmental Fund Replacement Estimated Equipment Funding/Expense FY 22- FY 41



Non-Governmental Estimated Equipment Expense FY 22 – FY 41



EQUIPMENT REPLACEMENT PLAN
SBR FUNDING SOURCE
FY2020

Department	Replace / Upgrade Unit #	Description	Request	Supplementals			Original \$	Additional	FUNDING SOURCE				
				Approved	Grant	Local	In Plan	\$	Grant	PS Levy	Operating	In Plan Cap Repl	Additional Cap Repl
POLICE	1404	TRANSITION TO SUV PATROL VEHICLES	36,890	Y		100%	33,890	3,000	-	3,000	-	33,890	-
POLICE	1406	TRANSITION TO SUV PATROL VEHICLES	36,890	Y		100%	33,890	3,000	-	3,000	-	33,890	-
POLICE	1407	TRANSITION TO SUV PATROL VEHICLES	36,890	Y		100%	33,890	3,000	-	3,000	-	33,890	-
POLICE	1411	TRANSITION TO SUV PATROL VEHICLES	36,890	Y		100%	33,890	3,000	-	3,000	-	33,890	-
POLICE	1412	TRANSITION TO SUV PATROL VEHICLES	36,890	Y		100%	33,890	3,000	-	3,000	-	33,890	-
POLICE	1413	TRANSITION TO SUV PATROL VEHICLES	36,890	Y		100%	33,890	3,000	-	3,000	-	33,890	-
POLICE	1414	TRANSITION TO SUV PATROL VEHICLES	36,890	Y		100%	33,890	3,000	-	3,000	-	33,890	-
POLICE	1416	TRANSITION TO SUV PATROL VEHICLES	36,890	Y		100%	33,890	3,000	-	3,000	-	33,890	-
POLICE	1417	TRANSITION TO SUV PATROL VEHICLES	36,890	Y		100%	33,890	3,000	-	3,000	-	33,890	-
POLICE	1420	TRANSITION TO SUV PATROL VEHICLES	36,890	Y		100%	33,890	3,000	-	3,000	-	33,890	-
POLICE	1422	TRANSITION TO SUV PATROL VEHICLES	36,890	Y		100%	33,890	3,000	-	3,000	-	33,890	-
POLICE	1572	TRANSITION TO SUV PATROL VEHICLES	36,890	Y		100%	33,890	3,000	-	3,000	-	33,890	-
POLICE	7842	TRANSFER FORKLIFT FROM PUD	8,000	Y		100%	-	8,000	-	-	8,000	-	-
STREET/TRAFFIC	1227	UPGRADE TO LARGER TRACTOR/MOWER	86,000	Y		100%	24,378	61,622	-	-	86,000	-	-
STREET/TRAFFIC	ADDITION	MINI EXCAVATOR	80,000	Y		100%	-	80,000	-	-	80,000	-	-
PARKS	4079	TRANSFER SUV FROM FIRE DEPT.	6,950	Y		100%	-	6,950	-	-	6,950	-	-
PARKS	ADDITION	LOAN OF 2 RETIRED POLICE VEHICLES	600	Y		100%	-	600	-	-	600	-	-
MET TRANSIT	ADDITION	ADDITIONAL SUPPORT VEHICLE	50,000	Y	100%	0%	-	50,000	50,000	-	-	-	-
TOTALS			\$ 674,230				\$ 431,058	\$ 243,172	\$ 50,000	\$ 36,000	\$ 181,550	\$ 406,680	\$ -

CITY OF BILLINGS
SUPPLEMENTAL BUDGET REQUEST DECISION PACKAGE

DIVISION Aviation/Transit DEPARTMENT PRIORITY _____ TOTAL COST \$50,000

\$ AMOUNT IN PLAN \$50,000

REQUEST TITLE Add additional Support Vehicle for management use

DESCRIBE THIS REQUEST

Additional support vehicle for supervisor and management use in the field. MET Transit intends to purchase an all-wheel drive or 4-wheel drive vehicle to ensure the vehicle can be utilized in all seasons and weather conditions.

IF THIS REQUEST WILL GENERATE ADDITIONAL REVENUE, HOW MUCH? \$ 0

WHAT IS THE JUSTIFICATION FOR THIS REQUEST?

An additional support vehicle is necessary for the MET Transit Division to adhere to the federally mandated Transit Safety Plan for field supervision and driver review. MET Transit currently utilizes all available service vehicles in support of transit operator route trade outs at scheduled times through out the day. The addition of a service vehicle designated for supervisors will allow the management team to utilize the vehicle at all times of the day while performing on-road and in the field observations mandated by the Federal Transit Administration Public Transit Agency Safety Plan final rule. The vehicle cost will most likely remain well below the budget amount available.

LIST THE INDIVIDUAL LINE ITEM ACCOUNTS IMPACTED BY THIS REQUEST.

<u>ACCOUNT #</u>	<u>ACCOUNT NAME</u>	<u>AMOUNT</u>
4120-71560-409440	Transportation Equipment	\$50,000.00

Note: Division requests should be prioritized with 1 being highest priority project.
Attach Personnel request form for added positions and put account totals above.
Additional justification may be sent to finance, be sure to put request title on additional information. If added lines for account numbers are needed, use a second form and mark "continued" in Total Cost space on second sheet, filling in division, priority & title.

**CITY OF BILLINGS
SUPPLEMENTAL BUDGET REQUEST DECISION PACKAGE**

DIVISION PRPL DEPARTMENT PRIORITY 1 TOTAL COST \$ 6950

\$ AMOUNT IN PLAN \$

REQUEST TITLE PRPL purchase of retired Fire suburban

DESCRIBE THIS REQUEST

Request to purchase a retired suburban from the Fire Dept.

IF THIS REQUEST WILL GENERATE ADDITIONAL REVENUE, HOW MUCH? \$ 0

WHAT IS THE JUSTIFICATION FOR THIS REQUEST?

In cooperation with Larry Deschene at Motor Pool, we have identified a solution to the shortage of vehicles for full-time employees in the Recreation Division. A suburban from the Fire Department was scheduled for replacement in FY21. This would be a very beneficial addition for providing transportation for staff and equipment in the Recreation Division. Previous requests for a new vehicle have been denied, therefore finding a vehicle scheduled for replacement becomes the logical option.

LIST THE INDIVIDUAL LINE ITEM ACCOUNTS IMPACTED BY THIS REQUEST.

<u>ACCOUNT #</u>	<u>ACCOUNT NAME</u>	<u>AMOUNT</u>
<u>0100-51210-402290</u>	<u>Other Operating Supplies</u>	<u>\$6950</u>

Note: Division requests should be prioritized with 1 being highest priority project.
Attach Personnel request form for added positions and put account totals above.
Additional justification may be sent to finance, be sure to put request title on additional information. If added lines for account numbers are needed, use a second form and mark "continued" in Total Cost space on second sheet, filling in division, priority & title.

**CITY OF BILLINGS
SUPPLEMENTAL BUDGET REQUEST DECISION PACKAGE**

DIVISION PRPL DEPARTMENT PRIORITY 1 TOTAL COST \$ 600

\$ AMOUNT IN PLAN \$

REQUEST TITLE PRPL Utilization of Retired Police Cars during summer months

DESCRIBE THIS REQUEST

Request to utilize 2 retired police cruiser for the summer months at the PRPL Administrative Office.

IF THIS REQUEST WILL GENERATE ADDITIONAL REVENUE, HOW MUCH? \$ 0

WHAT IS THE JUSTIFICATION FOR THIS REQUEST?

With the lack of vehicles for PRPL interns, seasonal supervisors and VISTA volunteers – we are requesting the authorizations for the continued use of 2 retired police cruisers for the months of May through September.

LIST THE INDIVIDUAL LINE ITEM ACCOUNTS IMPACTED BY THIS REQUEST.

<u>ACCOUNT #</u>	<u>ACCOUNT NAME</u>	<u>AMOUNT</u>
0100-51210-402290	Other Operating Supplies	\$600

Note: Division requests should be prioritized with 1 being highest priority project.
Attach Personnel request form for added positions and put account totals above.
Additional justification may be sent to finance, be sure to put request title on additional information. If added lines for account numbers are needed, use a second form and mark “continued” in Total Cost space on second sheet, filling in division, priority & title.

**CITY OF BILLINGS
SUPPLEMENTAL BUDGET REQUEST DECISION PACKAGE**

DIVISION **POLICE** DEPARTMENT PRIORITY 1 TOTAL COST \$ 3000.

\$ AMOUNT IN PLAN \$ 33,890.

REQUEST TITLE Patrol Car 1404

DESCRIBE THIS REQUEST

This vehicle replacement request is for the 2022 ERP. The replacement will be an SUV style vehicle.

IF THIS REQUEST WILL GENERATE ADDITIONAL REVENUE, HOW MUCH? \$ 0

WHAT IS THE JUSTIFICATION FOR THIS REQUEST?

Ford has scaled back the production of cars worldwide. We will be converting to the Ford SUV patrol vehicle (Explorer size vehicle)

LIST THE INDIVIDUAL LINE ITEM ACCOUNTS IMPACTED BY THIS REQUEST.

<u>ACCOUNT #</u>	<u>ACCOUNT NAME</u>	<u>AMOUNT</u>
1500-21120-402120	Operational Small Items	\$ 3,000.

Note: Division requests should be prioritized with 1 being highest priority project. Attach Personnel request form for added positions and put account totals above. Additional justification may be sent to finance, be sure to put request title on additional information. If added lines for account numbers are needed, use a second form and mark "continued" in Total Cost space on second sheet, filling in division, priority & title.

**CITY OF BILLINGS
SUPPLEMENTAL BUDGET REQUEST DECISION PACKAGE**

DIVISION **POLICE** DEPARTMENT PRIORITY 1 TOTAL COST \$ 3000.

\$ AMOUNT IN PLAN \$ 33,890.

REQUEST TITLE **Patrol Car 1406**

DESCRIBE THIS REQUEST

This vehicle replacement request is for the 2022 ERP. The replacement will be an SUV style vehicle.

IF THIS REQUEST WILL GENERATE ADDITIONAL REVENUE, HOW MUCH? \$ 0

WHAT IS THE JUSTIFICATION FOR THIS REQUEST?

Ford has scaled back the production of cars worldwide. We will be converting to the Ford SUV patrol vehicle (Explorer size vehicle)

LIST THE INDIVIDUAL LINE ITEM ACCOUNTS IMPACTED BY THIS REQUEST.

<u>ACCOUNT #</u>	<u>ACCOUNT NAME</u>	<u>AMOUNT</u>
1500-21120-402120	Operational Small Items	\$ 3,000.

Note: Division requests should be prioritized with 1 being highest priority project. Attach Personnel request form for added positions and put account totals above. Additional justification may be sent to finance, be sure to put request title on additional information. If added lines for account numbers are needed, use a second form and mark "continued" in Total Cost space on second sheet, filling in division, priority & title.

**CITY OF BILLINGS
SUPPLEMENTAL BUDGET REQUEST DECISION PACKAGE**

DIVISION **POLICE** DEPARTMENT PRIORITY 1 TOTAL COST \$ 3000.

\$ AMOUNT IN PLAN \$ 33,890.

REQUEST TITLE Patrol Car 1407

DESCRIBE THIS REQUEST

This vehicle replacement request is for the 2022 ERP. The replacement will be an SUV style vehicle.

IF THIS REQUEST WILL GENERATE ADDITIONAL REVENUE, HOW MUCH? \$ 0

WHAT IS THE JUSTIFICATION FOR THIS REQUEST?

Ford has scaled back the production of cars worldwide. We will be converting to the Ford SUV patrol vehicle (Explorer size vehicle)

LIST THE INDIVIDUAL LINE ITEM ACCOUNTS IMPACTED BY THIS REQUEST.

<u>ACCOUNT #</u>	<u>ACCOUNT NAME</u>	<u>AMOUNT</u>
1500-21120-402120	Operational Small Items	\$ 3,000.

Note: Division requests should be prioritized with 1 being highest priority project. Attach Personnel request form for added positions and put account totals above. Additional justification may be sent to finance, be sure to put request title on additional information. If added lines for account numbers are needed, use a second form and mark "continued" in Total Cost space on second sheet, filling in division, priority & title.

**CITY OF BILLINGS
SUPPLEMENTAL BUDGET REQUEST DECISION PACKAGE**

DIVISION **POLICE** DEPARTMENT PRIORITY **1** TOTAL COST **\$ 3000.**

\$ AMOUNT IN PLAN **\$ 33,890.**

REQUEST TITLE **Patrol Car 1411**

DESCRIBE THIS REQUEST

This vehicle replacement request is for the 2022 ERP. The replacement will be an SUV style vehicle.

IF THIS REQUEST WILL GENERATE ADDITIONAL REVENUE, HOW MUCH? \$ **0**

WHAT IS THE JUSTIFICATION FOR THIS REQUEST?

Ford has scaled back the production of cars worldwide. We will be converting to the Ford SUV patrol vehicle (Explorer size vehicle)

LIST THE INDIVIDUAL LINE ITEM ACCOUNTS IMPACTED BY THIS REQUEST.

<u>ACCOUNT #</u>	<u>ACCOUNT NAME</u>	<u>AMOUNT</u>
1500-21120-402120	Operational Small Items	\$ 3,000.

Note: Division requests should be prioritized with 1 being highest priority project. Attach Personnel request form for added positions and put account totals above. Additional justification may be sent to finance, be sure to put request title on additional information. If added lines for account numbers are needed, use a second form and mark "continued" in Total Cost space on second sheet, filling in division, priority & title.

**CITY OF BILLINGS
SUPPLEMENTAL BUDGET REQUEST DECISION PACKAGE**

DIVISION **POLICE** DEPARTMENT PRIORITY 1 TOTAL COST \$ 3000.

\$ AMOUNT IN PLAN \$ 33,890.

REQUEST TITLE Patrol Car 1412

DESCRIBE THIS REQUEST

This vehicle replacement request is for the 2022 ERP. The replacement will be an SUV style vehicle.

IF THIS REQUEST WILL GENERATE ADDITIONAL REVENUE, HOW MUCH? \$ 0

WHAT IS THE JUSTIFICATION FOR THIS REQUEST?

Ford has scaled back the production of cars worldwide. We will be converting to the Ford SUV patrol vehicle (Explorer size vehicle)

LIST THE INDIVIDUAL LINE ITEM ACCOUNTS IMPACTED BY THIS REQUEST.

<u>ACCOUNT #</u>	<u>ACCOUNT NAME</u>	<u>AMOUNT</u>
1500-21120-402120	Operational Small Items	\$ 3,000.

Note: Division requests should be prioritized with 1 being highest priority project. Attach Personnel request form for added positions and put account totals above. Additional justification may be sent to finance, be sure to put request title on additional information. If added lines for account numbers are needed, use a second form and mark "continued" in Total Cost space on second sheet, filling in division, priority & title.

**CITY OF BILLINGS
SUPPLEMENTAL BUDGET REQUEST DECISION PACKAGE**

DIVISION **POLICE** DEPARTMENT PRIORITY 1 TOTAL COST \$ 3000.

\$ AMOUNT IN PLAN \$ 33,890.

REQUEST TITLE **Patrol Car 1413**

DESCRIBE THIS REQUEST

This vehicle replacement request is for the 2022 ERP. The replacement will be an SUV style vehicle.

IF THIS REQUEST WILL GENERATE ADDITIONAL REVENUE, HOW MUCH? \$ 0

WHAT IS THE JUSTIFICATION FOR THIS REQUEST?

Ford has scaled back the production of cars worldwide. We will be converting to the Ford SUV patrol vehicle (Explorer size vehicle)

LIST THE INDIVIDUAL LINE ITEM ACCOUNTS IMPACTED BY THIS REQUEST.

<u>ACCOUNT #</u>	<u>ACCOUNT NAME</u>	<u>AMOUNT</u>
1500-21120-402120	Operational Small Items	\$ 3,000.

Note: Division requests should be prioritized with 1 being highest priority project. Attach Personnel request form for added positions and put account totals above. Additional justification may be sent to finance, be sure to put request title on additional information. If added lines for account numbers are needed, use a second form and mark "continued" in Total Cost space on second sheet, filling in division, priority & title.

**CITY OF BILLINGS
SUPPLEMENTAL BUDGET REQUEST DECISION PACKAGE**

DIVISION **POLICE** DEPARTMENT PRIORITY **1** TOTAL COST **\$ 3000.**

\$ AMOUNT IN PLAN **\$ 33,890.**

REQUEST TITLE **Patrol Car 1414**

DESCRIBE THIS REQUEST

This vehicle replacement request is for the 2022 ERP. The replacement will be an SUV style vehicle.

IF THIS REQUEST WILL GENERATE ADDITIONAL REVENUE, HOW MUCH? \$ **0**

WHAT IS THE JUSTIFICATION FOR THIS REQUEST?

Ford has scaled back the production of cars worldwide. We will be converting to the Ford SUV patrol vehicle (Explorer size vehicle)

LIST THE INDIVIDUAL LINE ITEM ACCOUNTS IMPACTED BY THIS REQUEST.

<u>ACCOUNT #</u>	<u>ACCOUNT NAME</u>	<u>AMOUNT</u>
1500-21120-402120	Operational Small Items	\$ 3,000.

Note: Division requests should be prioritized with 1 being highest priority project. Attach Personnel request form for added positions and put account totals above. Additional justification may be sent to finance, be sure to put request title on additional information. If added lines for account numbers are needed, use a second form and mark "continued" in Total Cost space on second sheet, filling in division, priority & title.

**CITY OF BILLINGS
SUPPLEMENTAL BUDGET REQUEST DECISION PACKAGE**

DIVISION **POLICE** DEPARTMENT PRIORITY 1 TOTAL COST \$ 3000.

\$ AMOUNT IN PLAN \$ 33,890.

REQUEST TITLE Patrol Car 1416

DESCRIBE THIS REQUEST

This vehicle replacement request is for the 2022 ERP. The replacement will be an SUV style vehicle.

IF THIS REQUEST WILL GENERATE ADDITIONAL REVENUE, HOW MUCH? \$ 0

WHAT IS THE JUSTIFICATION FOR THIS REQUEST?

Ford has scaled back the production of cars worldwide. We will be converting to the Ford SUV patrol vehicle (Explorer size vehicle)

LIST THE INDIVIDUAL LINE ITEM ACCOUNTS IMPACTED BY THIS REQUEST.

<u>ACCOUNT #</u>	<u>ACCOUNT NAME</u>	<u>AMOUNT</u>
1500-21120-402120	Operational Small Items	\$ 3,000.

Note: Division requests should be prioritized with 1 being highest priority project. Attach Personnel request form for added positions and put account totals above. Additional justification may be sent to finance, be sure to put request title on additional information. If added lines for account numbers are needed, use a second form and mark "continued" in Total Cost space on second sheet, filling in division, priority & title.

**CITY OF BILLINGS
SUPPLEMENTAL BUDGET REQUEST DECISION PACKAGE**

DIVISION **POLICE** DEPARTMENT PRIORITY **1** TOTAL COST **\$ 3000.**

\$ AMOUNT IN PLAN **\$ 33,890.**

REQUEST TITLE **Patrol Car 1417**

DESCRIBE THIS REQUEST

This vehicle replacement request is for the 2022 ERP. The replacement will be an SUV style vehicle.

IF THIS REQUEST WILL GENERATE ADDITIONAL REVENUE, HOW MUCH? \$ **0**

WHAT IS THE JUSTIFICATION FOR THIS REQUEST?

Ford has scaled back the production of cars worldwide. We will be converting to the Ford SUV patrol vehicle (Explorer size vehicle)

LIST THE INDIVIDUAL LINE ITEM ACCOUNTS IMPACTED BY THIS REQUEST.

<u>ACCOUNT #</u>	<u>ACCOUNT NAME</u>	<u>AMOUNT</u>
1500-21120-402120	Operational Small Items	\$ 3,000.

Note: Division requests should be prioritized with 1 being highest priority project. Attach Personnel request form for added positions and put account totals above. Additional justification may be sent to finance, be sure to put request title on additional information. If added lines for account numbers are needed, use a second form and mark "continued" in Total Cost space on second sheet, filling in division, priority & title.

**CITY OF BILLINGS
SUPPLEMENTAL BUDGET REQUEST DECISION PACKAGE**

DIVISION **POLICE** DEPARTMENT PRIORITY 1 TOTAL COST \$ 3000.

\$ AMOUNT IN PLAN \$ 33,890.

REQUEST TITLE **Patrol Car 1420**

DESCRIBE THIS REQUEST

This vehicle replacement request is for the 2022 ERP. The replacement will be an SUV style vehicle.

IF THIS REQUEST WILL GENERATE ADDITIONAL REVENUE, HOW MUCH? \$ 0

WHAT IS THE JUSTIFICATION FOR THIS REQUEST?

Ford has scaled back the production of cars worldwide. We will be converting to the Ford SUV patrol vehicle (Explorer size vehicle)

LIST THE INDIVIDUAL LINE ITEM ACCOUNTS IMPACTED BY THIS REQUEST.

<u>ACCOUNT #</u>	<u>ACCOUNT NAME</u>	<u>AMOUNT</u>
1500-21120-402120	Operational Small Items	\$ 3,000.

Note: Division requests should be prioritized with 1 being highest priority project. Attach Personnel request form for added positions and put account totals above. Additional justification may be sent to finance, be sure to put request title on additional information. If added lines for account numbers are needed, use a second form and mark "continued" in Total Cost space on second sheet, filling in division, priority & title.

**CITY OF BILLINGS
SUPPLEMENTAL BUDGET REQUEST DECISION PACKAGE**

DIVISION **POLICE** DEPARTMENT PRIORITY **1** TOTAL COST **\$ 3000.**

\$ AMOUNT IN PLAN **\$ 33,890.**

REQUEST TITLE **Patrol Car 1422**

DESCRIBE THIS REQUEST

This vehicle replacement request is for the 2022 ERP. The replacement will be an SUV style vehicle.

IF THIS REQUEST WILL GENERATE ADDITIONAL REVENUE, HOW MUCH? \$ **0**

WHAT IS THE JUSTIFICATION FOR THIS REQUEST?

Ford has scaled back the production of cars worldwide. We will be converting to the Ford SUV patrol vehicle (Explorer size vehicle)

LIST THE INDIVIDUAL LINE ITEM ACCOUNTS IMPACTED BY THIS REQUEST.

<u>ACCOUNT #</u>	<u>ACCOUNT NAME</u>	<u>AMOUNT</u>
1500-21120-402120	Operational Small Items	\$ 3,000.

Note: Division requests should be prioritized with 1 being highest priority project. Attach Personnel request form for added positions and put account totals above. Additional justification may be sent to finance, be sure to put request title on additional information. If added lines for account numbers are needed, use a second form and mark "continued" in Total Cost space on second sheet, filling in division, priority & title.

**CITY OF BILLINGS
SUPPLEMENTAL BUDGET REQUEST DECISION PACKAGE**

DIVISION **POLICE** DEPARTMENT PRIORITY 1 TOTAL COST \$ 3000.

\$ AMOUNT IN PLAN \$ 33,890.

REQUEST TITLE Patrol Car 1572

DESCRIBE THIS REQUEST

This vehicle replacement request is for the 2022 ERP. The replacement will be an SUV style vehicle.

IF THIS REQUEST WILL GENERATE ADDITIONAL REVENUE, HOW MUCH? \$ 0

WHAT IS THE JUSTIFICATION FOR THIS REQUEST?

Ford has scaled back the production of cars worldwide. We will be converting to the Ford SUV patrol vehicle (Explorer size vehicle)

LIST THE INDIVIDUAL LINE ITEM ACCOUNTS IMPACTED BY THIS REQUEST.

<u>ACCOUNT #</u>	<u>ACCOUNT NAME</u>	<u>AMOUNT</u>
1500-21120-402120	Operational Small Items	\$ 3,000.

Note: Division requests should be prioritized with 1 being highest priority project. Attach Personnel request form for added positions and put account totals above. Additional justification may be sent to finance, be sure to put request title on additional information. If added lines for account numbers are needed, use a second form and mark "continued" in Total Cost space on second sheet, filling in division, priority & title.

**CITY OF BILLINGS
SUPPLEMENTAL BUDGET REQUEST DECISION PACKAGE**

DIVISION POLICE DEPARTMENT PRIORITY 1 TOTAL COST \$ 8,000

\$ AMOUNT IN PLAN 0.

REQUEST TITLE Fork Lift 7842

DESCRIBE THIS REQUEST

The police department, evidence facility is in need of a forklift for moving vehicles.

IF THIS REQUEST WILL GENERATE ADDITIONAL REVENUE, HOW MUCH? \$ 0

WHAT IS THE JUSTIFICATION FOR THIS REQUEST?

The evidence facility is regularly using fleet or sanitations lift. Although, usually able to get a lift and a certified driver, this cost time and money to all department involved. Vehicles that are brought to evidence are usually damaged and a lift is need to move them to their parking spots after searching.

LIST THE INDIVIDUAL LINE ITEM ACCOUNTS IMPACTED BY THIS REQUEST.

<u>ACCOUNT #</u>	<u>ACCOUNT NAME</u>	<u>AMOUNT</u>
<u>1500-21500-402271</u>	<u>Operational Small Items</u>	<u>\$ 8000.</u>

Note: Division requests should be prioritized with 1 being highest priority project.
Attach Personnel request form for added positions and put account totals above.
Additional justification may be sent to finance, be sure to put request title on additional information. If added lines for account numbers are needed, use a second form and mark "continued" in Total Cost space on second sheet, filling in division, priority & title.

CITY OF BILLINGS
SUPPLEMENTAL BUDGET REQUEST DECISION PACKAGE

DIVISION PW Street/Traffic DEPARTMENT PRIORITY _____ TOTAL COST \$86,000.00

\$ AMOUNT IN PLAN \$24,378.00

REQUEST TITLE Additional funds needed for Unit 1227

DESCRIBE THIS REQUEST

John Deere 5090 Tractor with cab

Attachment is a sloped mower design for steep slopes of ditches

IF THIS REQUEST WILL GENERATE ADDITIONAL REVENUE, HOW MUCH? \$ _____

WHAT IS THE JUSTIFICATION FOR THIS REQUEST?

To protect employees mowing, faster travel times. Higher quality mower designed to mow ditch banks, easier on equipment, higher quality service.

LIST THE INDIVIDUAL LINE ITEM ACCOUNTS IMPACTED BY THIS REQUEST.

<u>ACCOUNT #</u>	<u>ACCOUNT NAME</u>	<u>AMOUNT</u>
<u>2110-31320-409420</u>	<u>Transportation Equip</u>	<u>\$61,622.00</u>

Note: Division requests should be prioritized with 1 being highest priority project.
Attach Personnel request form for added positions and put account totals above.
Additional justification may be sent to finance, be sure to put request title on additional information. If added lines for account numbers are needed, use a second form and mark "continued" in Total Cost space on second sheet, filling in division, priority & title.

**CITY OF BILLINGS
SUPPLEMENTAL BUDGET REQUEST DECISION PACKAGE**

DIVISION PW Street/Traffic DEPARTMENT PRIORITY _____ TOTAL COST \$80,000.00

\$ AMOUNT IN PLAN \$0.00

REQUEST TITLE Mini Excavator

DESCRIBE THIS REQUEST

Mini Excavator

IF THIS REQUEST WILL GENERATE ADDITIONAL REVENUE, HOW MUCH? \$ _____

WHAT IS THE JUSTIFICATION FOR THIS REQUEST?

The ability to minimize the impact area of repairs. The versatility of a mini compared to a backhoe when we are maintaining more and more roadways/trails. A mini's foot print is far less.

LIST THE INDIVIDUAL LINE ITEM ACCOUNTS IMPACTED BY THIS REQUEST.

<u>ACCOUNT #</u>	<u>ACCOUNT NAME</u>	<u>AMOUNT</u>
<u>2110-31320-409420</u>	<u>Transportation Equip</u>	<u>\$ 80,000.00</u>

Note: Division requests should be prioritized with 1 being highest priority project.
Attach Personnel request form for added positions and put account totals above.
Additional justification may be sent to finance, be sure to put request title on additional information. If added lines for account numbers are needed, use a second form and mark "continued" in Total Cost space on second sheet, filling in division, priority & title.