

Billings Public Library




**City Council
FY21 Budget Presentation
May 4, 2020**

RESIDENTS EMBRACE LIBRARY SERVICES



858,685

Items checked out of
the Library



476,181

Downloads from Library
website and other
online resources



351,588

People in the building



COMMUNITY IMPACT

Library as Community Center: Meeting and Learning Together

1,770 Library
programs
attended by
43,483 people

640 meetings
by community
organizations
attended by
11,428 people

1,793
individuals used
personal study
rooms

ACCESS TO TECHNOLOGY

Meeting the demand for internet access

85,645 computer sessions on Library computers or WiFi


FY20 BUDGET EXPENDITURES

Excluding personal services and uncontrollable costs, there are no significant changes to the FY21 operations and maintenance budget from the FY20 budget.

FUND BALANCE FY21 PROJECTION

FY21 Fund Balance	\$3,006,812
Plus FY21 projected revenues	\$ 4,013,180
Less FY21 projected expenses	\$ 3,959,113
Less Obligated Cash Reserves	
25% of Current Year Expenditures	\$ 989,778
25% Designated to cover Sick/Vacation	\$ 81,000
Building Maintenance Fund	\$ 500,000
Unobligated Available Cash	\$1,490,101

REVENUE

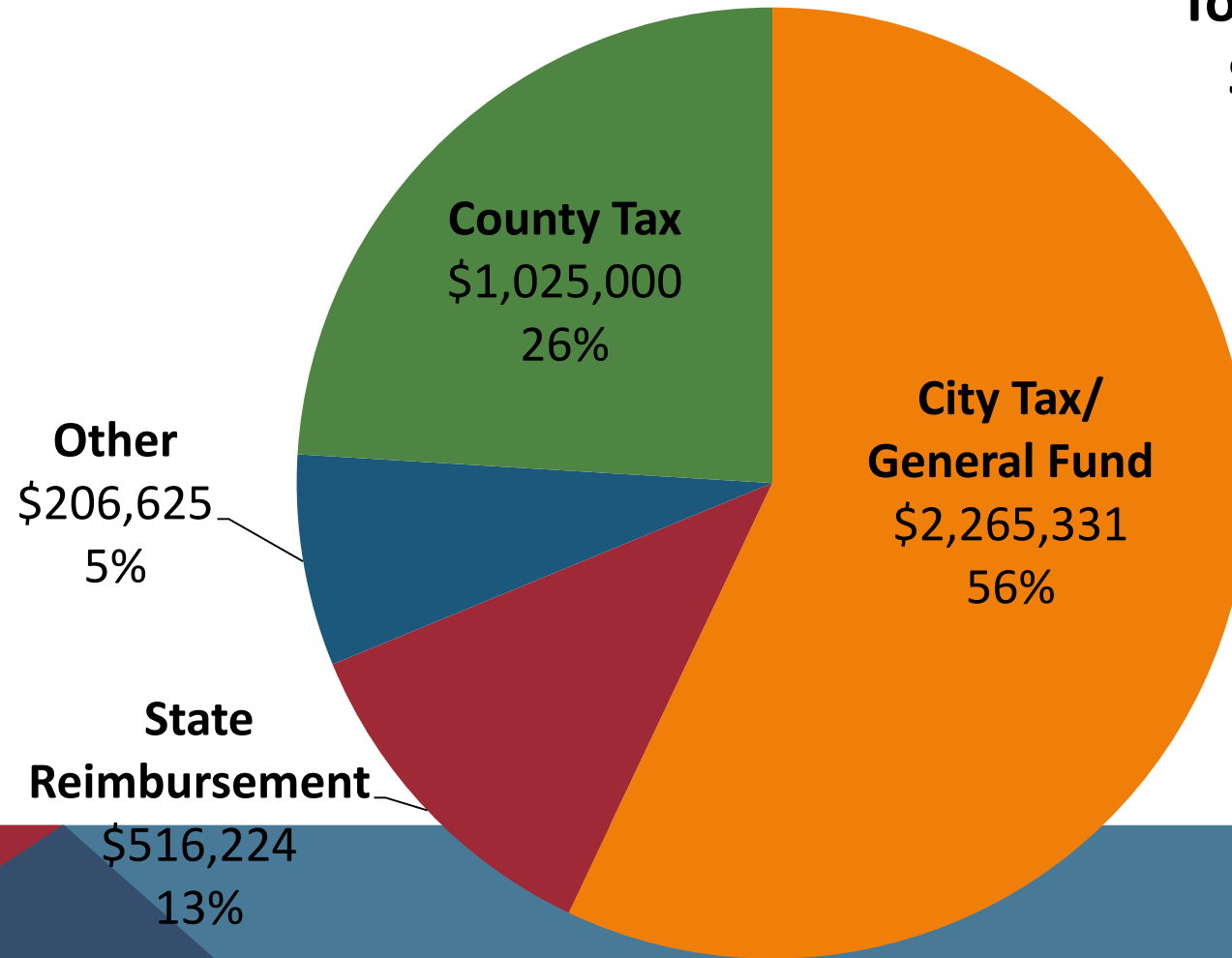


The FY21 estimated revenue is \$4,013,180.

The largest revenue change is projected increases in County Property Tax Revenue (\$60,000).

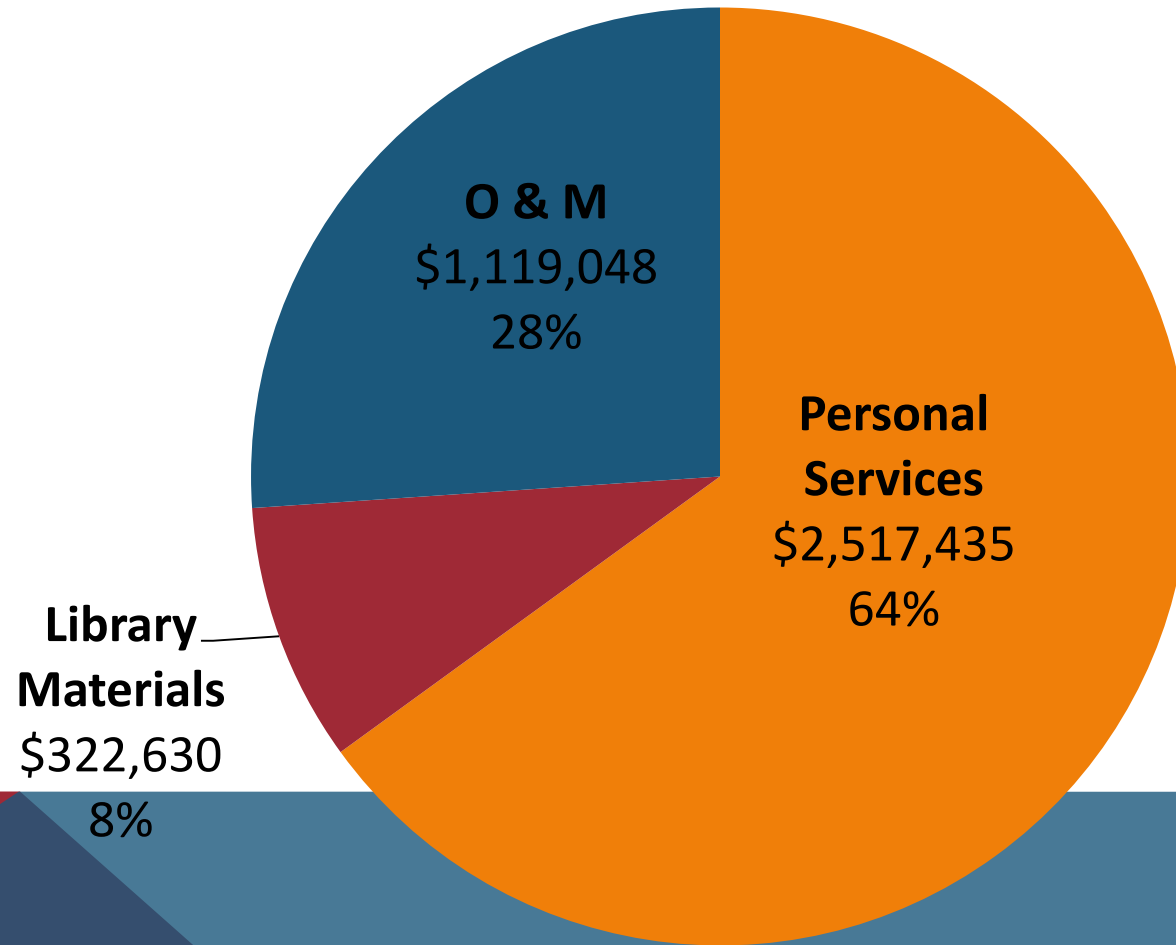
REVENUE

**Total Revenue:
\$4,013,180**




EXPENDITURES

**Total
Expenditures:
\$3,959,113**



CAPITAL

There are no capital requests



BILLINGS PUBLIC LIBRARY

