

**\*\*ATTENTION\*\***

Due to the COVID-19 health concerns, the format of the City Council meeting will be held in a virtual videoconferencing environment. In order to honor the Right of Participation and the Right to Know in Article II, sections 8 and 9, of the Montana Constitution, the City of Billings and City Council are making every effort to meet the requirements of the open meeting laws:

- The Agenda Packet is available for viewing on the City's website at: <https://ci.billings.mt.us/117/Agendas-Minutes>
- Councilmembers will attend the meeting via a remote location, using a virtual meeting method. City Hall and the Council Chambers will be closed during the meeting.
- The Public may view the meeting on the Community 7 TV - Channel 7 or Channel 507 – Spectrum Cable. On evenings when there is a conflict with School District No. 2 Board meetings, the City Council meeting will be broadcast on Channel 8 - Spectrum Cable. The Public may also view online at [www.comm7tv.com](http://www.comm7tv.com) and click on the “Watch Live” icon. Community 7 also has links to their Facebook page and YouTube channel in which to view the meeting.
- Public comment will be taken only during the Public Comment periods as indicated on the agenda. Comments may be sent to Council via email before 3:00 PM, on Monday, May 4th, at: <https://ci.billings.mt.us/1538/City-Council-E-mail-Messages>
- Emails received after 3:00 PM and prior to 5:00 PM, may be read during the meeting.
- The Public may call in during specific Public Comment periods at **406.237.6196**. All callers will be in a queued system and are asked to remain on hold and be patient. Calls will be taken in the order in which they are received. Callers will be restricted to 3 minutes of testimony as is customary.

Future delivery methods may be explored as best practice is learned.

Please contact City Clerk, Denise Bohlman, at [bohlmand@billingsmt.gov](mailto:bohlmand@billingsmt.gov), or 657-8210 with any questions.

# CITY OF BILLINGS

## CITY OF BILLINGS VISION STATEMENT:

**“THE MAGIC CITY: A DIVERSE, WELCOMING COMMUNITY WHERE PEOPLE PROSPER AND BUSINESS SUCCEEDS.”**

---

### WORK SESSION AGENDA

**Council Chambers are CLOSED.**  
**The meeting will be held**  
**remotely via virtual meeting room.**  
**Please see coversheet for**  
**details and instructions for viewing and**  
**participation.**

**July 20, 2020**

**5:30 P.M.**

**CALL TO ORDER:** Mayor Cole

- 1. COVID-19 Update by Unified Incident Command (UIC)**  
- Public Comment
  
- 2. Bicycle and Pedestrian Advisory Committee (BPAC) Annual Presentation**  
*(Presented by Elyse Monet, Active Transportation Planner; and BPAC members - Kristi Drake, Anna O'Donnell, and Ed Gulick)*  
-Public Comment
  
- 3. Disposal of Parkland at Sahara Park**  
*(Presented by Michael Whitaker, Parks, Recreation and Public Lands Director)*  
- Public Comment
  
- 4. Lockwood TEDD Update**  
*(Presented by Chris Kukulski, City Administrator)*  
- Public Comment
  
- 5. QUARTERLY UPDATES:**
  - a. City of Billings FY20 4<sup>th</sup> Quarter Financial Report**  
*(Presented by Andy Zoeller, Finance Director)*
  
  - b. Council Priorities**  
*(Presented by Chris Kukulski, City Administrator)*  
*\*There is no staff memo for this item - a presentation will be given during the meeting.*

**c. Code Enforcement**

*(Presented by Nicole Cromwell, Zoning Coordinator and Code Enforcement Supervisor)*

**d. Police**

*(Presented by Police Chief, Rich St. John)*

*\*There is no staff memo for this item - a presentation will be given during the meeting.*

**e. Fire**

*(Presented by Fire Chief, William Rash)*

*\*There is no staff memo for this item - a presentation will be given during the meeting.*

- Public Comment

**COUNCIL DISCUSSION:**

**PUBLIC COMMENT on “NON-AGENDA ITEMS”. Speaker Sign-in required.** *(Restricted to ONLY items not on this printed agenda. Comments are limited to 3 minutes or as set by the Mayor. Please call 237-6196 during the public comment period.)*

**ADJOURN:**

Note:

- This meeting is an “informal” meeting of the City Council. The content of the Agenda is subject to change at the meeting.
- \*In the event there is a Closed Executive Session at the end of a Work Session, the sole purpose is to discuss litigation strategy. The other parties to the case(s) discussed are not public bodies or associations as described in Section 2-3-203(1) and (2), MCA. The meeting is closed, as allowed by Section 2-3-203(4)(a), MCA, “to discuss a strategy to be followed with respect to litigation when an open meeting would have a detrimental effect on the litigating position” of the City of Billings.
- Council meetings may be viewed at any time by accessing Community 7 Television online at [www.comm7tv.com](http://www.comm7tv.com) and clicking on archived programs.

**Council Work Session**

**2.**

**Meeting Date:** 07/20/2020

**TITLE:** Bicycle and Pedestrian Advisory Committee Annual Presentation to City Council

**PRESENTED BY:** Elyse Monat

**Department:** Planning & Community Services

**Division:** Planning

---

**RECOMMENDATION**

There is no action needed on this item. It is an informational presentation only that occurs annually.

**BACKGROUND (Consistency with Adopted Plans and Policies, if applicable)**

The purpose of the Bicycle and Pedestrian Advisory Committee is to advise the City Council, Mayor, County Commissioners, Planning Board, and all departments and boards of the city and county with regard to non-motorized transportation matters. There are 7 seats on BPAC. Three represent the City, three represent the County, and one represents the Planning Board. BPAC has 6 current members with one seat open in the County. The non-profit Billings TrailNet also has one ex-official, non-voting position on BPAC.

BPAC is giving its annual presentation to the City Council, County Commission and Planning Board this summer in July and August. Topics from the presentation will include an overview of active transportation plans, how biking and walking infrastructure increases safety, and how usage of trails has changed as a result of COVID-19.

**ALTERNATIVES**

No action is required on this item as it is informational only, so there are no alternatives.

**FISCAL EFFECTS**

This item is informational only and will not have any fiscal effects.

---

**Council Work Session**

**3.**

**Meeting Date:** 07/20/2020

**TITLE:** Disposal of Parkland at Sahara Park

**PRESENTED BY:** Mike Whitaker, Parks, Recreation & Public Lands Director

**Department:** Parks/Rec/Public Lands

**Division:** Parks

---

**RECOMMENDATION**

Staff is asking for direction from Council to proceed taking the necessary actions for the donation of this parcel to the Better Billings Foundation to be voted upon at a future Regular Business meeting.

**BACKGROUND (Consistency with Adopted Plans and Policies, if applicable)**

In 2009, Council approved Resolution No. 10-19008 (see Attachment A) authorizing staff to dispose and transfer by warranty deed to the Better Billings Foundation, property as shown in the Amended Plat of Tract 1 of the Amended Plat of Sahara Park, Sahara Sands Subdivision 2nd Filing and of Sahara Park, Sahara Sands Subdivision First Filing. See Attachment B, note hatched area.

The Better Billings Foundation is desirous to acquire the remaining tract of land (Tract 2-A 2.5 acres) to make improvements to it to enhance their existing Oasis swimming complex operations. See Attachment B portion highlighted in yellow. Also see Better Billings Foundation presentation Attachment C and letter, Attachment D.

The Parks, Recreation and Cemetery Board recommends this land be donated to the Better Billings Foundation.

Staff is requesting direction for the disposal of this land.

**ALTERNATIVES**

City Council may:

- Direct staff to proceed with the donation of this parcel to the Better Billings Foundation, or
- Disapprove the donation and provide staff with additional guidance.

**FISCAL EFFECTS**

Not known at this time.

---

**Attachments**

Attachment D Land Request

Attachment A Resolution

Attachment B Plat

Attachment C BBF Presentation

---

# Billstein, Monson & Small PLLC

3860 Avenue B, Suite C  
Billings, MT 59102  
www.bmslawmt.com  
(406) 656-6551

July 15, 2020

Billings City Council  
c/o Mike Whitaker, Parks Director

*Via Email*

Re: Possible Donation of Lot 2A, Sahara Sand 1<sup>st</sup> Filing

Dear Mayor Cole and Councilmembers Shaw, Yakawich, Ewalt, Neese, Choriki, Joy, Purinton, Ronning, Boyett and Brown:

I am a member of the Board of Directors of the Better Billings Foundation (the "BBF") and an attorney licensed to practice law in the State of Montana. Thank you for the opportunity to make a brief presentation at the July 20 Work Session and thank you for your time serving on our City Council.

While I hope to keep this letter and any corresponding presentation as brief as possible, I think that a brief summary of the purpose of the BBF and the history of the Oasis Water Park would be helpful. Please consider the following:

1. After a proposed mill levy failed that would have constructed a City of Billings owned and operated pool in the Heights, the BBF was formed to explore opportunities to improve the City of Billings through private donations and public/private partnerships.
2. After a lengthy period of due diligence, the BBF identified Sahara Park as the best location for the construction of a family aquatic center to be called the Oasis Water Park.
3. At that time, Sahara Park was one unified parcel consisting of approximately 9.255 acres.
4. The City of Billings expressed an interest in donating the entire Sahara Park to the BBF for the BBF to develop the Oasis Water Park. However, a group of neighbors requested that the City of Billings retain a portion of Sahara Park for the neighbors to develop a community park.
5. The discussions between the City of Billings and the BBF resulted in a Funding and Development Agreement dated December 14, 2009 pursuant to which the City of Billings agreed to donate a substantial portion of Sahara Park to the BBF if the BBF could meet certain requirements.
6. On June 16, 2011, the City of Billings donated 6.755 acres to the BBF, with the restriction that the donated property would revert to the City of Billings if the property



BILLSTEIN, MONSON & SMALL

ever ceased to be used as a family aquatic center. The City of Billings retained 2.5 acres of Sahara Park under tax ID A21920 for the potential construction of a neighborhood park ("Lot 2").

7. The BBF completed construction of the Oasis Water Park using almost exclusively private donations and is confident that the Oasis Water Park has been a positive addition to the amenities offered in the City of Billings.
8. Since 2011, Lot 2 has remained undeveloped. While the BBF has had an occasionally rocky relationship with some neighbors, the BBF believes that the neighbors are fully supportive of the development of Lot 2 by the BBF at this time.
9. Certain representatives of the City of Billings have approached the BBF about the BBF accepting the donation of Lot 2 for the BBF to develop as a neighborhood park and the BBF is happy to accept the donation of Lot 2.

The BBF believes that the City of Billings and the BBF need to restate the existing development agreement. The BBF believes that the revisions to the existing development agreement need to include the following:

- A. A restated agreement should address the additional donation of Lot 2 to the BBF.
- B. The BBF appreciates the need to restrict the purposes for which land donated by the City of Billings can be used. However, the current development agreement contemplates a more narrow family aquatic center with related features and the BBF hopes to use Lot 2 for more general family recreational activities that would be located in a City of Billings park and which relate to aquatic activity only with respect to the proximity to the Oasis Water Park.
- C. The proof of funding requirements should be removed as long since satisfied by the BBF.

While the focus of this prospective donation is to further the public/private partnership of the City of Billings and the BBF whereby the BBF would proudly develop a community park using private donations, the BBF believes that this arrangement provides additional financial benefits to the City of Billings. First, the BBF is responsible for all expenses to maintain the Oasis Water Park but the City of Billings presently maintains Lot 2. The BBF is willing and able to take over the maintenance expense of Lot 2.

Second, since 2012, the BBF has paid \$50,430.99 in arterial construction, stormwater, street maintenance and light maintenance fees which we understand would not have been paid if the City of Billings had continued to own an undeveloped Sahara Park. Further, it is our understanding that Lot 2 is currently not subject to those same fees based upon the ownership by the City of Billings. The BBF anticipates that it will be responsible to pay fees if the City of Billings chooses to donate the balance of Sahara Park to it. While the BBF has not yet asked the City of Billings to calculate the actual fees that will be charged to the BBF, if the arterial construction, stormwater, street maintenance and light maintenance fees are assessed to Lot 2 on a square footage basis, the BBF will pay roughly an additional \$2,600 annually – this math is based upon a current 2019 payment of \$7,022.94 by the BBF for 6.755 acres of Sahara Park and Lot 2 is approximately 2.5 acres, or 37% of the acreage presently owned by the BBF.

Thank you for taking the time to consider this matter. I look forward to being available to answer any questions that you might have on July 20<sup>th</sup>. We hope that you will be willing to then add the donation of Lot 2 to the next available City Council meeting that allows for notice to be provided to interested parties consistent with City Code Section 22-902.

Sincerely,

A handwritten signature in black ink, appearing to read 'ATB', with a long horizontal line extending to the right.

Andrew T. Billstein

enclosures

cc: Chuck Barthuly, Executive Director  
Brent Brooks, Esq.

## **RESOLUTION NO. 10-19008**

### **A RESOLUTION PURSUANT TO BILLINGS, MONTANA CITY CODE, ARTICLE 22-900; SALE, DISPOSAL, OR LEASE OF CITY PROPERTY, DESCRIBING THE PROPERTY TO BE DISPOSED OF, DECLARING THE INTENT OF THE CITY TO DISPOSE OF THE PROPERTY AND AUTHORIZING CITY OFFICIALS TO PROCEED.**

WHEREAS, pursuant to a December 14, 2009, Funding and Development Agreement between the City of Billings and the Better Billings Foundation (BBF), the City desires to dispose of property it owns located within the boundaries of Sahara Park and described as: Amended Plat of Tract 1 of the Amended Plat of Sahara Park, Sahara Sands Subdivision, 2<sup>nd</sup> Filing, and of Sahara Park, Sahara Sands Subdivision, First Filing, located in the NE ¼ of Section 28, T.1N., R.26 E., P.M.M., City of Billings, Yellowstone County, Montana.

WHEREAS, the notice required by Section 22-902 of the Billings Montana City Code has been duly published and mailed; and

WHEREAS, the public hearing required by Section 22-902 of the Billings Montana City Code was duly held on the 13<sup>th</sup> day of September 2010; and

WHEREAS the City Council has determined that the disposal and transfer of the property with conditions through deed restrictions is appropriate;

NOW THEREFORE BE IT RESOLVED BY THE CITY COUNCIL OF THE CITY OF BILLINGS MONTANA AS FOLLOWS:

1. That the City staff is authorized to proceed with disposal and transfer by warranty deed of the property described as Amended Plat of Tract 1 of the Amended Plat of Sahara Park, Sahara Sands Subdivision, 2<sup>nd</sup> Filing, and of Sahara Park, Sahara Sands Subdivision, First Filing, located in the NE ¼ of Section 28, T.1N., R.26 E., P.M.M., City of Billings, Yellowstone County, Montana, under the requirements of Section 22-902 of the Billings Montana City Code;

2. That specific deed restrictions and conditions as referenced in Section Three, page Two of the Development Agreement of December 14, 2009, between the City and the BBF shall be included in any deed conveying the property to BBF and such restrictions and conditions shall be substantially similar to the following:

- a) The property conveyed herein to BBF shall be used solely and exclusively for the construction and continuous, annual operation of a family aquatic facility;
- b) Fee Simple ownership of the property shall automatically revert back to the City of Billings if the BBF fails to satisfy the Funding Contingency described in

Section 6, Page Three, of the December 14, 2009, Funding and Development Agreement between the City and BBF;

- c) Fee Simple ownership shall automatically revert back to the City if the BBF fails to use the property for the construction and continuous, annual operation of an family aquatic facility once the Funding Contingency within the Development Agreement has been satisfied.

APPROVED AND PASSED by the City Council of the City of Billings this 12th day of October, 2010.



THE CITY OF BILLINGS:

By: Thomas W. Hanel Mayor  
Thomas W. Hanel, Mayor

ATTEST:

BY: Cari Martin  
Cari Martin, City Clerk



# SAHARA PARK IMPROVEMENTS

A plan to benefit community,  
neighborhood and Oasis



# LOCATION

Corner of Aronson Ave. and Caravan Ave.

Adjacent to bike and walking path connecting to Swords Park

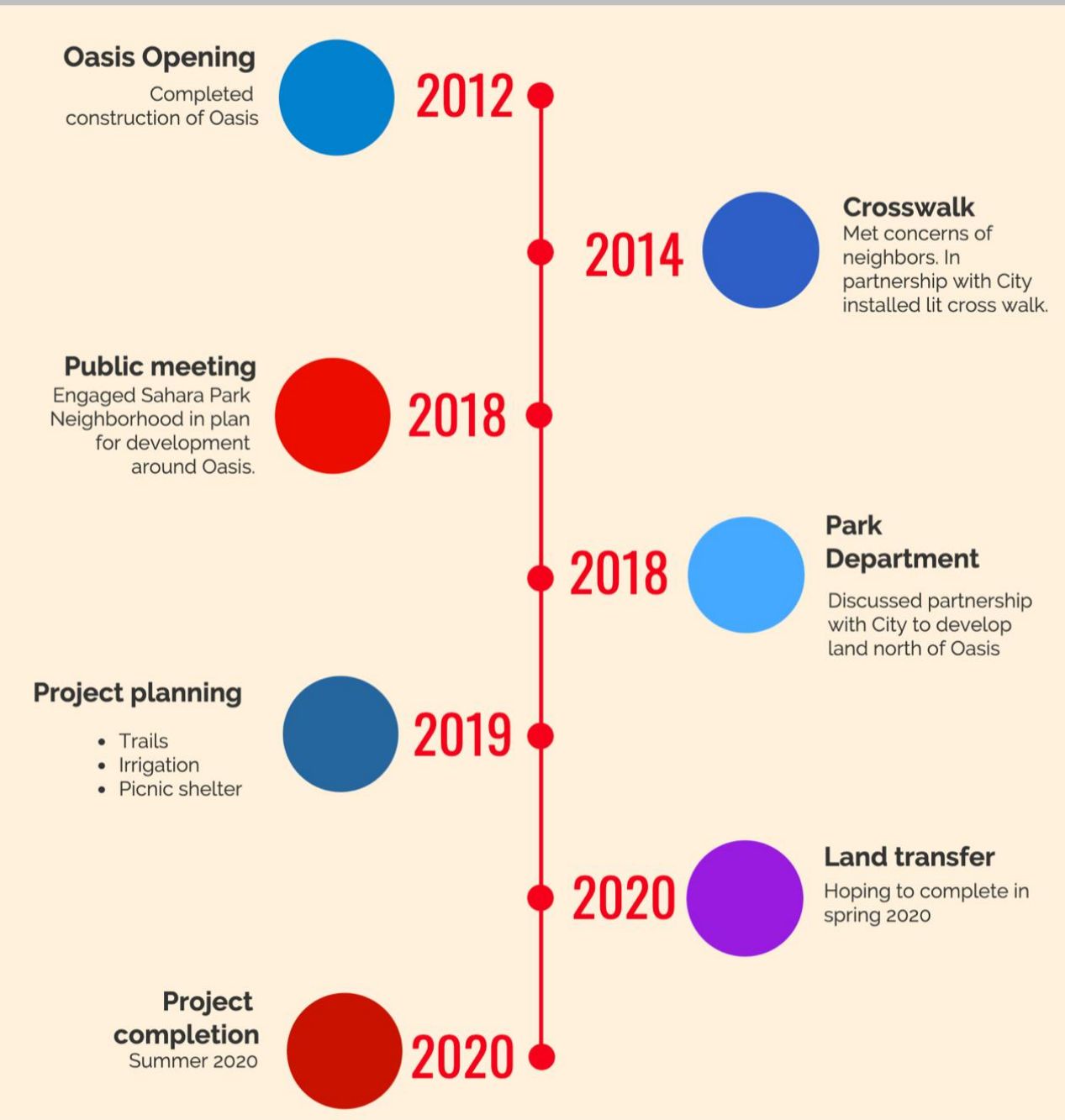
Nearest picnic shelter several miles away

Nearest open space about one mile away

Beautiful view of Alkali Creek

Next to Oasis parking lot

# TIMELINE





- Results of Preliminary survey by Chuck & Larry
1. Existing perimeter sidewalk. Part of perimeter trail.
  2. Existing sidewalk next to Oasis fence. Connection between trail and parking lot.
  3. Perimeter trail to be designed, located and constructed.
  4. Grove of Russian Olive Trees that need to be thinned to provide an attractive trail.
  5. Connecting trail from Perimeter trail to the scenic rocks to East of Oasis. Needs coordination with City.
  6. Potential BMX courses. Will need help in creating a good design. Needs coordination with City.
  7. Potential Kiddi Plaground and Picnic Area. Also an area for a possible Picnic Shelter. Needs coordination with City.
  8. Picnic Shelter with shade trees.
  9. Grassy irrigated areas.
  10. Potential volleyball, basketball and/or Pickleball courts.

# OVERVIEW

Here

1. Existing Sidewalk

City Park

9. Grassy irrigated area

8. Picnic Area with shade tree

Caravan Ave

Control Point

City Park

9. Grassy irrigated area

7 Potential Kiddi Playground, Picnic Area w/shade trees

City Park

Control Point

5. Trail to Rocks

6. Potential BMX course

Rocks

Control Point

2. Existing Sidewalk

10. Volleyball? Pickleball? Basketball/

6. Potential BMX course


4. Need thinning of Russian Olive Trees

3. Perimeter Trail

Aronson Ave

Aronson Ave

Aronson Ave



# SUNSHELTERS AND PICNIC AREA

QUESTIONS OR COMMENTS



**Council Work Session**

**4.**

**Meeting Date:** 07/20/2020

**TITLE:** Lockwood TEDD Update

**PRESENTED BY:** Chris Kukulski, City Administrator

**Department:** City Hall Administration

**Division:** Administration

**RECOMMENDATION**

The City Council agree that under the conditions outlined in the attached memorandum between the City, Lockwood Water and Sewer District (LWSD), Big Sky Economic Development and Yellowstone County, the City will begin the formal process authorizing LWSD to expand their boundary to include the TEDD area.

**BACKGROUND (Consistency with Adopted Plans and Policies, if applicable)**

The City has been in continued discussions with LWSD and land owners within the Targeted Economic Development District (TEDD) for several months to resolve an impasse to access expanded waste water services. The City should never allow property owners to connect to either water or waste water services without requiring annexation or at a minimum "waivers of right to protest annexation" as described within the City's extension of utilities rules and guidelines. However, under this circumstance, if the City and County can prevent future conflicts in all other areas at the City's borders, than property owners, the City and County will have greatly improved our community's ability to grow its economy.

Therefore, under the provisions outlined in the attached two page memorandum and the work the City and County has done to include Planned Neighborhood Developments in Project Re-Code, I am recommending we not require waivers of right to protest annexation for the TEDD area when providing access to expanded waste water services (this does not include water). This consideration is being provided in exchange for an 18% waste water surcharge, the elimination of access to additional water from the Billings Heights Water District and the completion of a comprehensive Memorandum of Agreement between the City and County. This MOU will be consistent with the regulations outlined in the 2019/2020 Project Re-Code process the City and County have been working through for the past several years.

If and when water is needed from the City, utility customers must be required to either annex or waive their right to protest future annexation consistent with the City's provision of services regulations and guidelines..

**ALTERNATIVES**

City Council may:

- Approve, the discussed concept or;
- Disapprove

**FISCAL EFFECTS**

This discussion has significant long term financial implications for the City and County as we seek to grow our economy and provide services in an orderly, cost effective way, to the benefit of our entire City.

---

---

## **Attachments**

TEDD Proposal

---

---

July 16, 2020

**Proposal to the Billings City Council regarding the extension of Lockwood Water and Sewer District's sewer boundary to include the Lockwood Targeted Economic Development District study area.**

The Wastewater Service Agreement between Lockwood Water and Sewer District (LWSD) and the City of Billings has been a solid, trusted contract fostering a mutually beneficial partnership since 2008. This agreement, in paragraph 2, anticipates and allows for expansion of the service area with the written consent of the City of Billings.

“It is further understood between the parties hereto that the DISTRICT shall not expand its Service Area to include any additional properties without first obtaining the CITY’s written consent to do so and that the CITY has sole discretion to withhold such consent.”

The City of Billings Public Works Department’s Rules and Regulations Governing Water and Wastewater Service addresses waiver by the Mayor and City Council of the annexation requirement for receiving wastewater service as provided in the City Code section 26-207.

“Unless this section is waived by the Mayor and City Council as provided by City Code section 26-207, all properties to be included within the wastewater service area shall be annexed or an attempt at annexation shall be made first and before any wastewater service area enlargement applications may be considered.”

City Code section 26-207 allows that “by a simple majority vote of those members present and voting, the mayor and city council may waive the requirements of section 26-203 and 26-204 (which includes the annexation requirement) if in their discretion there exists unique or exceptional factual circumstances that convince them that such requirements within these two (2) sections are unnecessary or impractical.”

Unique or exceptional factual circumstances rendering the annexation requirement unnecessary or impractical in this case exist, including:

- An existing agreement is in place - The Wastewater Service Agreement between LWSD and the City of Billings is an existing contract adopted under a waiver of the terms of Chapter 26 of the City’s Code of Ordinances. This contract contemplated and allowed for the expansion of LWSD’s sewer service area with the consent of the City.
- Need for City/LWSD/Landowner support – The model we have adopted for the development of the Lockwood TEDD Industrial area is a partnership between many entities –including area property owners, Yellowstone County, the community of Lockwood, Lockwood Water and Sewer District (LWSD), Lockwood Fire District, and the City of Billings. Property owners have expressed unanimous opposition to the annexation requirement. LWSD requires a majority vote of area property owners to expand their sewer boundary, if allowed by the City of Billings. It is highly unlikely that a majority could be mustered if annexation or waivers of the right to protest annexation are required. The Lockwood TEDD area would develop without municipal sewer service, but not as robustly or as safely as would be possible with that service.

- Provision of fire service – the prospect of Waivers of the Right to Protest Annexation in the TEDD area raised the concern of how fire service would be provided to the area in the interim. Lockwood Fire District indicated that they would have no incentive to continue to include this area in their district if waivers were required by the City, giving the City the right to annex once the TIF district expired. If the TEDD area were removed from the fire district, it would mean significantly higher insurance rates for the businesses in the area and may adversely affect the recruitment of businesses.
- Timeline – the designation of this area as a Targeted Economic Development District (TEDD) allows for Tax Increment Financing (TIF). However, TIF regulations would preclude the annexation of any part of this area until after the sunset of the TIF provision. This could be as late as 2056.
- Checkerboard Annexation – The existing businesses in this area have developed their locations to operate without the need for municipal services, including wastewater. Even decades from now, these properties may not have the need to hook into the sewer system. Other parcels may remain undeveloped or develop without the need for municipal sewer. These businesses and landowners would not have signed waivers, thus leaving a “checkerboard” of parcels available for annexation by the City.
- Important concessions for the City - LWSD is offering important consideration to the City and has a history of positive partnership with the City under the existing agreement.

Therefore, the following solution is proposed:

The City of Billings will agree to the extension of Lockwood Water and Sewer District’s sewer boundary to include the TEDD Study area under the terms of the existing Wastewater Service Agreement without requiring Waivers of the Right to Protest Annexation from property owners when they connect to the expanded sewer system. This proposal is subject to the following considerations:

1. Wastewater from the expanded area would be subject to a surcharge of 18%.
2. This agreement does not include the provision of water for the Lockwood TEDD. If, in the future, Lockwood Water and Sewer District (LWSD) needs additional water, they will be prohibited from obtaining that water from the Heights Water District. This agreement does not prohibit LWSD from seeking additional water rights to meet the needs of the area. Any future provision of water from the City to the Lockwood TEDD would be subject to the terms and conditions, including annexation or waiver of the right to protest annexation, as prescribed by the City of Billings (per Public Works Department Rules and Regulations, Chapter 28-4, and Billings Code of Ordinances, Chapter 26).

Furthermore, the City of Billings and Yellowstone County, consistent with Planned Neighborhood Development outlined in Project Re:Code, will develop an MOU or similar agreement to expressly outline a cooperative approach to development, subdivisions, land use, zoning, regulation, and annexation issues along the City-County boundary including, but not limited to:

- The Inner Belt Loop
- Airport Corridor/Highway 3
- City Lakes area/West Billings

- MetraPark – EBURD
- Zoo Drive area/I-90 Interchange
- Billings Bypass Corridor
- East Billings Heights

Draft

**Council Work Session**

**5. a.**

**Meeting Date:** 07/20/2020

**TITLE:** FY20 Financial Report

**PRESENTED BY:** Andy Zoeller, Finance Director

**Department:** Finance

---

**RECOMMENDATION**

No decision is needed.

**BACKGROUND (Consistency with Adopted Plans and Policies, if applicable)**

Staff will present the FY20 4th quarter financial report, which is attached. Year-end adjusting entries and final payments are still being made, but much of the activity for FY20 is complete.

**ALTERNATIVES**

No alternatives analyzed.

**FISCAL EFFECTS**

See attached report for information on major funds.

---

**Attachments**

4th Quarter FY20 Report

---



# QUARTERLY FINANCIAL REPORT

FY 2020 Fourth Quarter

**CHRIS KUKULSKI, CITY ADMINISTRATOR**

Attached is the fourth quarter FY 2020 financial report for your review. The fiscal year 2020 is complete, except for payments for orders and construction completed in June.

**Andy Zoeller**

A handwritten signature in blue ink that reads "Andy Zoeller".

# FY 2020 Q4

## GENERAL FUND

### REVENUES

Overall revenue in the General Fund came in at 98% of what was budgeted, or \$36.3M. This is slightly higher than FY19, with an increase of \$89,591 or 0.2%.

As of the end of the 4<sup>th</sup> quarter, 96% of property taxes billed have been paid. This is consistent with historic payments and collections. Property tax revenue in the General Fund is up \$592,000 when compared to the same time last year.

License and permit revenue is collected throughout the year. When compared to the same time in the prior year, there is a decrease of \$56,000. This is largely a result of the cable franchise fee which has been declining each year. Business license revenue is up \$19,500 over the prior year. Below is a chart showing business license activity for the fiscal year, compared to the same time in the prior year.

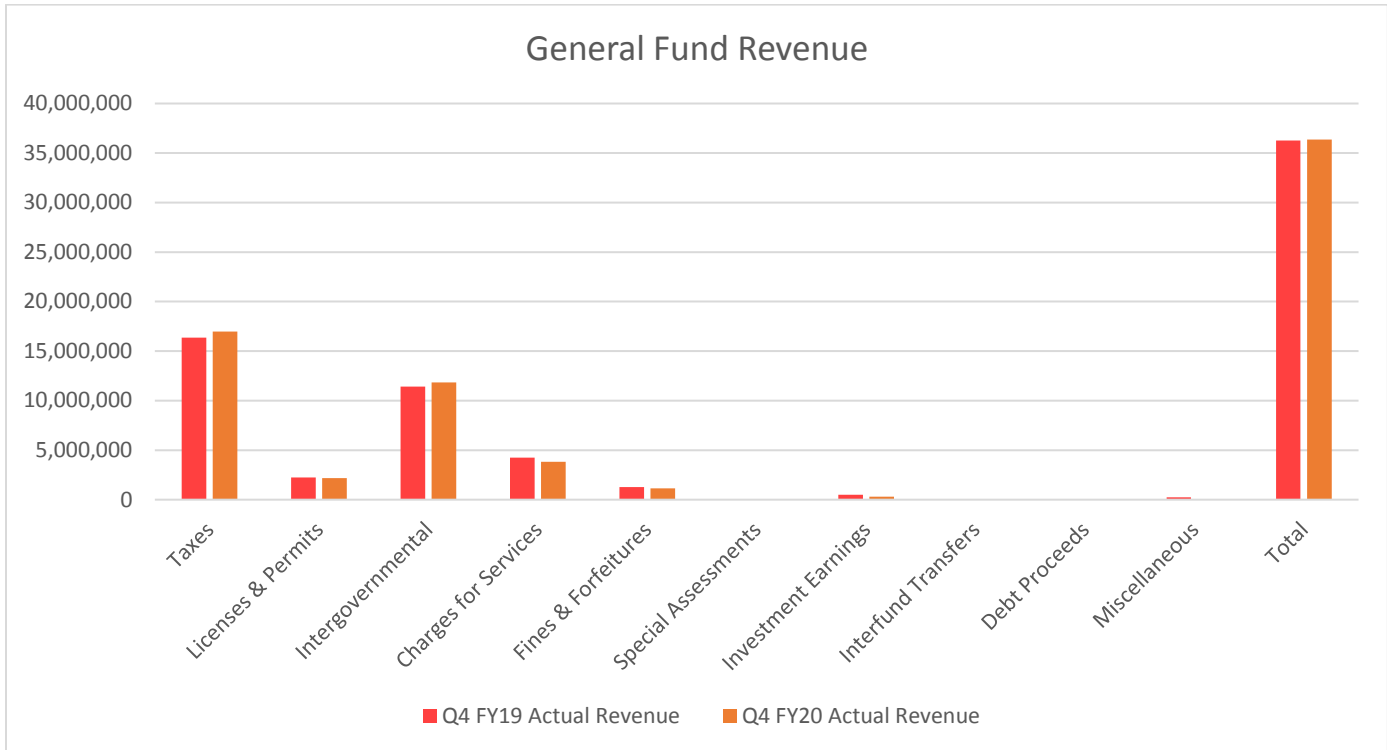
Fiscal Year	2020	2019
New Business License	842	1,019
Business Lic. Renewals	5,329	5,392

Intergovernmental revenue, which is revenue received from other governments, is up \$434,000 over the same time in the prior year. The City collected more than what was budgeted in FY20, as a result of receiving CARES act funding. Additional information on revenue received due to COVID19 and CARES act is provided below. The majority of the Intergovernmental Revenue is comprised of the State Entitlement Share payments made by the State of Montana.

Charge for service revenue for FY20 is \$3.8 million, or 95% of the budgeted amount. This is \$440,000 less than what was collected in the prior year. The majority of this is due to a reduction in methane sales from the landfill.

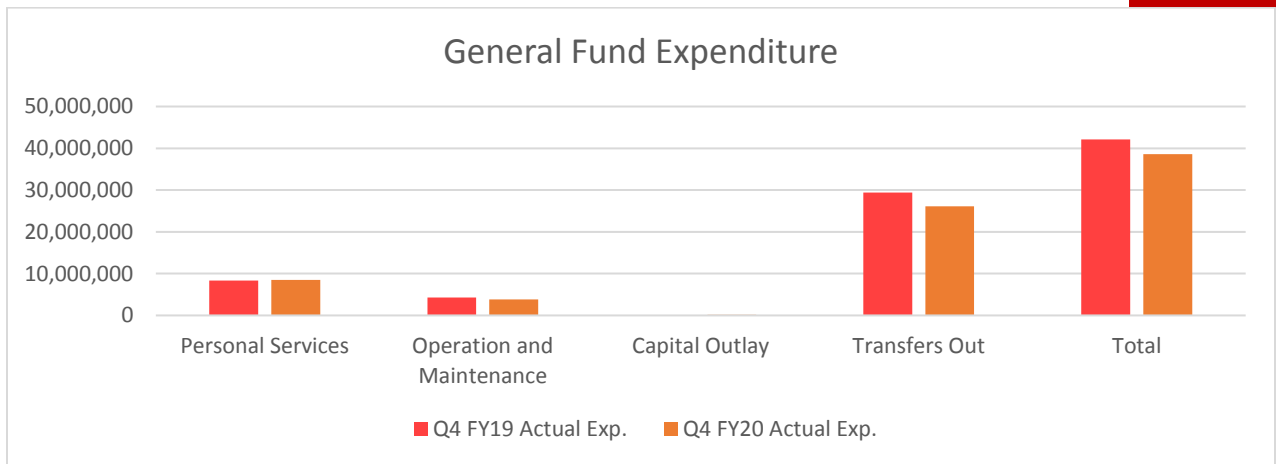


Fines and forfeiture revenue is down about \$126,500 compared to the prior fiscal year.



## EXPENDITURES

The actual expenses in the General Fund for FY20 were 91% of budget, or \$38.6 million. This is a decrease of \$3.5 million when compared to the same time in the prior fiscal year. The decrease is most associated with reduced transfers out. The reduction in transfers over the prior year, is because in FY19 there was a \$2.0 million transfer for the construction of Centennial Park and CARES Act funding that was received in the Public Safety Fund.

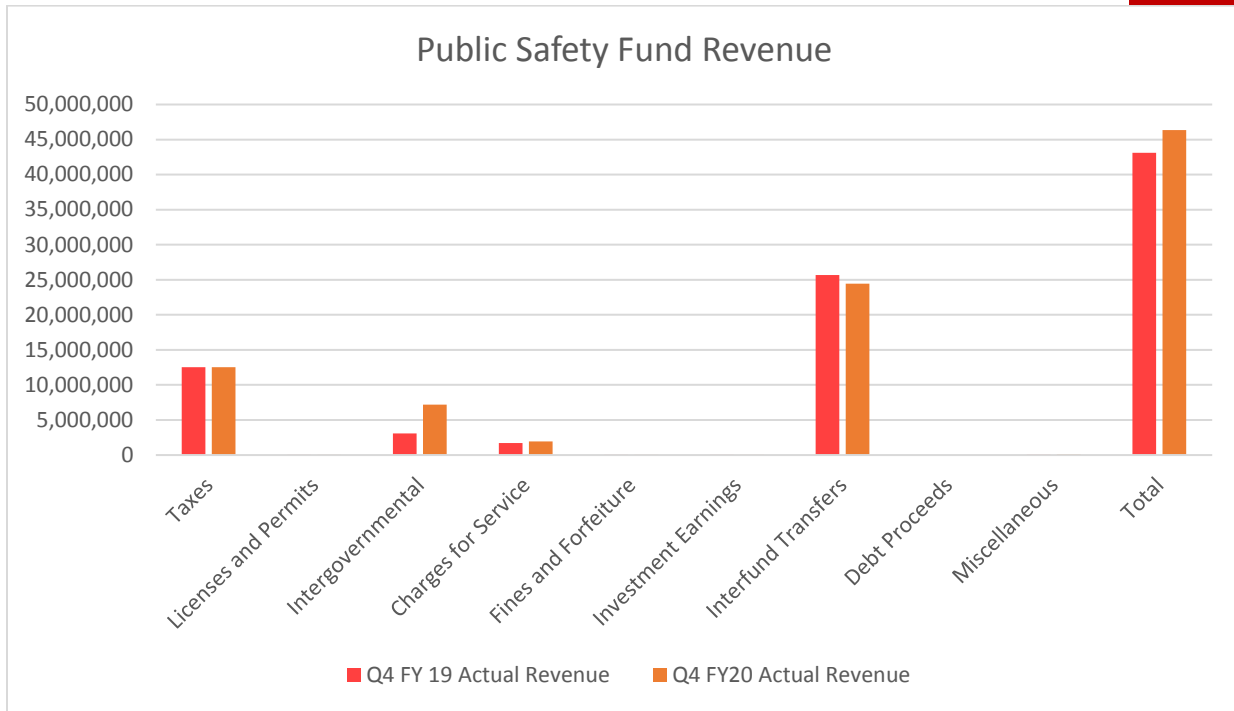


## PUBLIC SAFETY FUND

### REVENUE

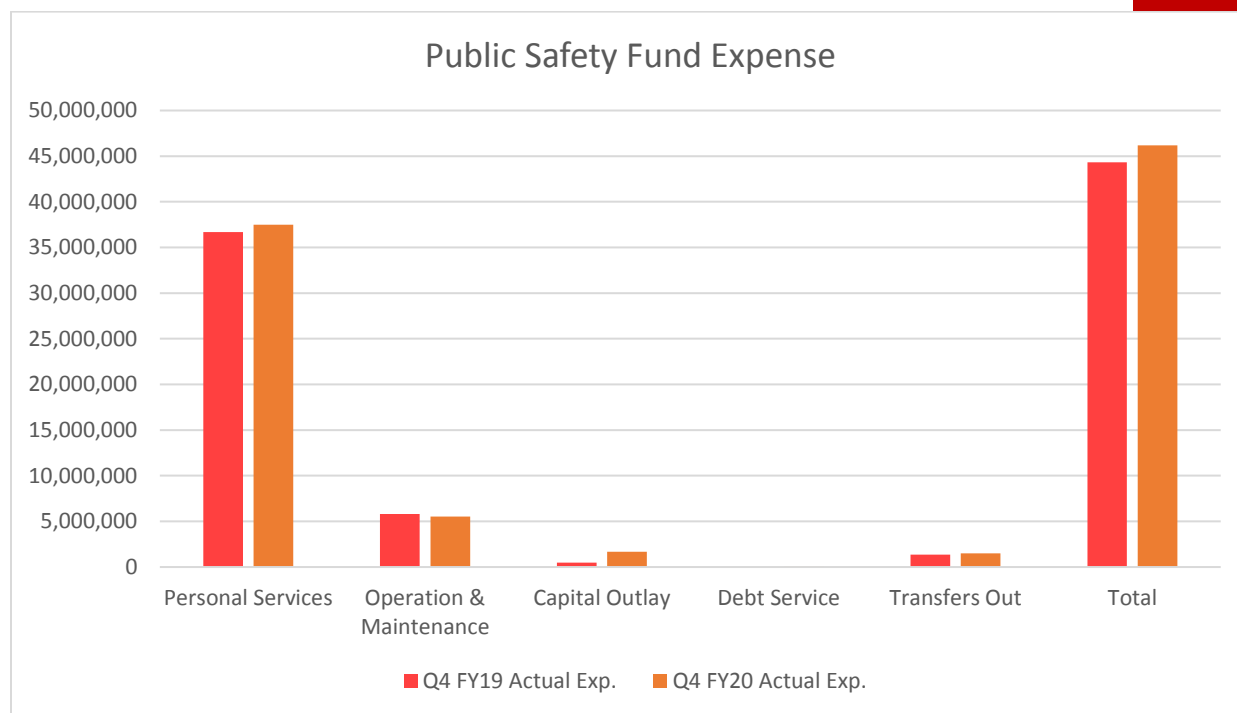
The Public Safety Fund tax revenue collected through the end of the fiscal year is 96%, or \$12.6 million, of the total budgeted amount. Total tax revenue budgeted in the Public Safety Fund for FY20 is \$13 million.

Overall Public Safety Fund revenue increase by 7.5% over FY19, or \$3.2 million. The major reason for this is because the state of Montana reimbursed the City for all Police and Fire salaries that were incurred during Phase 1 of our COVID-19 response. All other revenue sources are similar to the prior fiscal year.



## EXPENDITURE

Expenditures in the Public Safety Fund are up 4.2%, or \$1.9 million, over FY19. This increase is a result of the Police Evidence Expansion which is currently under construction. Total expenditures are 99% of the total annual amount budgeted. As a result of extra duty overtime, which is reimbursed, the Police Department is over budget for the year. A budget amendment is likely for the Police Department



## FY 2020 Q4 SUMMARY

### CARES Act

On March 27<sup>th</sup>, President Trump signed into law the CARES Act. This provided substantial funding for local governments and businesses impacted by COVID-19. Part of the Act allocated \$1.25 billion to the State of Montana. Governor Bullock along with his advisory council allocated funding to local governments throughout the State of Montana. The funding was to reimburse local governments for eligible costs incurred while responding to COVID-19. The City of Billings requested and received reimbursement for equipment purchases, additional cleaning supplies, modifications to public places, and eligible staffing costs. The total amount received was \$4,200,132. The majority of this funding was deposited into our Public Safety fund as a result of reimbursement for Police and Fire salaries during Phase 1. Other departments receiving CARES Act funding include Facilities, Library, Public Works, and Information Technology.

The CARES Act included \$25 billion for the expressed goal of keeping transit systems running. The City of Billings MET Transit has been awarded \$5,358,483 million to be used for capital, operating, and other expenses generally eligible under those programs to prevent, prepare for, and respond to COVID-19.

The CARES Act included \$9.9 billion for commercial airports throughout the country. The City of Billings Logan International Airport is eligible for grant funds of \$12,721,011 million to be used for operating costs at the Airport.

The CARES allocated \$850 million for the Coronavirus Emergency Supplemental Funding (CESF) grant program to prevent, prepare for, and respond to the coronavirus. This funding has been allocated using a predetermined funding calculation. The City of Billings has been awarded \$230,612. Much this funding will be used to purchase PPE for our first responders and employees who have interaction with the public. While we’ve been notified of our allocation, we must submit application for the grant with identified expenditures included.

HUD allocated \$3.0 billion through its CDBG program to local governments around the country as a part of the CARES Act. The City of Billings has been allocated \$386,973 through the act. Limitations on these funds are still being determined, but generally must be used to mitigate the impacts of COVID-19 within our community. The Community Development division is working with Riverstone Health to identify the funding needs within our community.

<b>City of Billings</b>						
<b>GENERAL FUND OPERATING</b>						
For fiscal year 2020, Periods 1 - 12						
	<b>Total 2020 Amended Budget</b>	<b>YTD 2020 Actual</b>	<b>2020 Encumbrance</b>	<b>Variance</b>	<b>%</b>	<b>YTD 2019 Actual</b>
<b>Revenues:</b>						
TAXES	\$17,202,088	\$16,959,084	\$ -	\$ (243,004)	99	\$16,367,128
LICENSES & PERMITS	2,191,863	2,178,201	-	(13,662)	99	2,234,380
INTER-GOVERNMENTAL	11,704,794	11,838,745	-	133,951	101	11,404,984
CHARGES FOR SERVICES	4,010,224	3,808,157	-	(202,067)	95	4,247,836
FINES & FORFEITS	1,513,333	1,145,294	-	(368,039)	76	1,271,808
SPECIAL ASSESSMENTS	-	4,157	-	4,157	-	189
INVESTMENT EARNINGS	290,000	314,773	-	24,773	109	499,221
INTERFUND TRANSFERS	6,600	42,257	-	35,657	640	2,022
DEBT PROCEEDS	-	-	-	-	-	-
MISCELLANEOUS	-	54,848	-	54,848	-	228,359
<b>Total Revenues</b>	<b>\$36,918,902</b>	<b>\$36,345,516</b>	<b>\$ -</b>	<b>\$ (573,386)</b>	<b>98</b>	<b>\$36,255,925</b>
<b>Expenditures:</b>						
<b>By Category</b>						
PERSONAL SERVICES	\$ 9,106,087	\$ 8,476,800	\$ -	\$ 629,287	93	\$ 8,356,984
OPERATIONS & MAINT	4,173,093	3,829,659	94,617	248,817	94	4,299,468
CAPITAL	122,470	132,568	-	(10,098)	108	80,404
DEBT SERVICE	-	-	-	-	-	-
INTERFUND TRANSFERS	28,977,203	26,148,937	-	2,828,266	90	29,374,283
<b>Total Expenditures</b>	<b>\$42,378,852</b>	<b>\$38,587,963</b>	<b>\$ 94,617</b>	<b>\$3,696,272</b>	<b>91</b>	<b>\$42,111,139</b>



<b>City of Billings</b>						
<b>GENERAL FUND-BY DEPT DIVISION</b>						
For fiscal year 2020, Periods 1 - 12						
	<b>Total 2020 Amended Budget</b>	<b>YTD 2020 Actual</b>	<b>2020 Encumbrance</b>	<b>Variance</b>	<b>%</b>	<b>YTD 2019 Actual</b>
<b>Expenditures:</b>						
<b>By Department/Division</b>						
MAYOR & COUNCIL	\$ 261,042	\$ 222,591	\$ -	\$ 38,451	85	\$ 210,784
CITY ADMINISTRATOR	906,846	859,844	1,193	45,809	95	771,940
HUMAN RESOURCES	826,205	740,989	62,964	22,252	90	709,118
CITY ATTORNEY	1,891,799	2,042,723	0	-150,924	108	2,045,840
MUNICIPAL COURT	1,504,239	1,369,024	0	135,214	91	1,349,478
FINANCE	1,625,031	1,553,476	469	71,086	96	1,426,527
CODE ENFORCEMENT	564,362	505,574	2,506	56,282	90	481,691
PARKS & RECREATION	5,617,665	5,148,562	25,035	444,067	92	7,254,604
NON-DEPARTMENTAL	29,181,664	26,145,180	2,450	3,034,034	90	27,831,156
COUNCIL CONTINGENCY	0	0	0	0	-	30,000
<b>Total Expenditures</b>	<b>\$42,378,852</b>	<b>\$38,587,963</b>	<b>\$ 94,617</b>	<b>\$3,696,272</b>	<b>91</b>	<b>\$42,111,139</b>



<b>City of Billings</b>						
<b>PUBLIC SAFETY FUND</b>						
For fiscal year 2020, Periods 1 - 12						
	<b>Total 2020 Amemded Budget</b>	<b>YTD 2020 Actual</b>	<b>2020 Encumbrance</b>	<b>Variance</b>	<b>%</b>	<b>YTD 2019 Actual</b>
<b>Revenues:</b>						
TAXES	\$13,044,663	\$12,549,803	\$ -	\$ (494,860)	96	\$12,542,324
LICENSES & PERMITS	28,500	40,535	-	12,035	142	38,922
INTER-GOVERNMENTAL	3,149,574	7,212,139	-	4,062,565	229	3,095,248
CHARGES FOR	1,598,256	1,963,327	-	365,071	123	1,700,307
FINES & FORFEITS	2,400	2,503	-	103	104	2,540
INVESTMENT EARNINGS	700	13,944	-	13,244	1,992	12,936
INTERFUND TRANSFERS	27,316,978	24,451,462	-	(1,220,648)	90	25,666,599
DEBT PROCEEDS	2,800,000	-	-	(2,800,000)	-	-
MISCELLANEOUS	49,478	122,867	-	73,389	248	67,920
<b>Total Revenues</b>	<b>\$47,990,549</b>	<b>\$46,356,580</b>	<b>\$ -</b>	<b>\$ 10,899</b>	<b>97</b>	<b>\$43,126,795</b>
<b>Expenditures:</b>						
<b>By Category</b>						
PERSONAL SERVICES	\$37,679,120	\$37,488,779	\$ -	\$ 190,341	99	\$36,675,224
OPERATIONS & MAINT	5,951,080	5,529,370	195,831	225,879	96	5,817,046
CAPITAL	3,339,537	1,663,494	1,732,678	(56,636)	102	489,736
DEBT SERVICE	-	1,871	-	(1,871)	-	-
INTERFUND TRANSFERS	1,470,841	1,509,103	-	(38,262)	103	1,346,998
<b>Total Expenditures</b>	<b>\$48,440,578</b>	<b>\$46,192,617</b>	<b>\$ 1,928,509</b>	<b>\$ 319,452</b>	<b>99</b>	<b>\$44,329,004</b>
<b>By Department/Division</b>						
POLICE	\$27,207,914	\$25,558,622	\$ 1,700,309	\$ (51,017)	100	\$24,306,068
FIRE	21,232,664	20,633,996	228,200	370,469	98	20,022,937
<b>Total Expenditures</b>	<b>\$48,440,578</b>	<b>\$46,192,617</b>	<b>\$ 1,928,509</b>	<b>\$ 319,452</b>	<b>99</b>	<b>\$44,329,004</b>



<b>City of Billings</b>						
<b>PUBLIC WORKS-SOLID WASTE FUND</b>						
For fiscal year 2020, Periods 1 - 12						
	<b>Total 2020 Amended Budget</b>	<b>YTD 2020 Actual</b>	<b>2020 Encumbrance</b>	<b>Variance</b>	<b>%</b>	<b>YTD 2019 Actual</b>
<b>Revenues:</b>						
TAXES	\$ -	\$ -	\$ -	\$ -	-	\$ -
LICENSES & PERMITS	-	-	-	-	-	-
INTER-GOVERNMENTAL	-	-	-	-	-	-
CHARGES FOR SERVICES	15,862,598	16,399,054	-	536,456	103	15,071,565
FINES & FORFEITS	-	-	-	-	-	-
INVESTMENT EARNINGS	174,000	471,178	-	297,178	271	501,048
DEBT PROCEEDS	-	-	-	-	-	21,990,000
MISCELLANEOUS	-	1,705	-	1,705	-	4,064
<b>Total Revenues</b>	<b>\$16,036,598</b>	<b>\$ 16,871,937</b>	<b>\$ -</b>	<b>\$ 835,339</b>	<b>105</b>	<b>\$37,566,677</b>
<b>Expenditures:</b>						
<b>By Category</b>						
PERSONAL SERVICES	\$ 5,576,090	\$ 5,511,051	\$ -	\$ 65,039	99	\$ 5,312,527
OPERATIONS & MAINT	5,622,038	5,303,183	315,032	3,823	100	5,127,232
CAPITAL	30,954,140	16,252,753	11,311,926	3,389,462	89	4,883,645
DEBT SERVICE	1,561,774	432,738	-	1,129,037	28	335,542
INTERFUND TRANSFERS	-	-	-	-	-	-
<b>Total Expenditures</b>	<b>\$43,714,042</b>	<b>\$ 27,499,724</b>	<b>\$ 11,626,957</b>	<b>\$ 4,587,360</b>	<b>90</b>	<b>\$15,658,945</b>

<b>City of Billings</b>						
<b>PUBLIC WORKS-WATER FUND</b>						
For fiscal year 2020, Periods 1 - 12						
	<b>Total 2020 Amended Budget</b>	<b>YTD 2020 Actual</b>	<b>2020 Encumbrance</b>	<b>Variance</b>	<b>%</b>	<b>YTD 2019 Actual</b>
<b>Revenues:</b>						
TAXES	\$ -	\$ -	\$ -	\$ -	-	\$ -
LICENSES & PERMITS	-	-	-	-	-	-
INTER-GOVERNMENTAL	-	369	-	369	-	-
CHARGES FOR SERVICES	27,991,770	24,961,120	-	(3,030,650)	89	24,057,175
FINES & FORFEITS	-	-	-	-	-	-
INVESTMENT EARNINGS	297,300	1,161,913	-	864,613	391	1,535,874
DEBT PROCEEDS	-	-	-	-	-	-
MISCELLANEOUS	7,200	236,918	-	229,718	3291	156,331
<b>Total Revenues</b>	<b>28,296,270</b>	<b>26,360,320</b>	<b>-</b>	<b>(1,935,950)</b>	<b>93</b>	<b>25,749,381</b>
<b>Expenditures:</b>						
<b>By Category</b>						
PERSONAL SERVICES	\$ 5,016,863	\$ 4,617,824	\$ -	\$ 399,039	92	\$ 4,912,535
OPERATIONS & MAINT	9,104,831	7,700,130	350,456	1,054,245	88	7,125,249
CAPITAL	37,479,055	14,122,978	12,184,201	11,171,876	70	9,269,678
DEBT SERVICE	2,770,500	315,390	-	2,455,110	11	342,574
INTERFUND TRANSFERS	-	-	-	-	-	-
<b>Total Expenditures</b>	<b>\$54,371,248</b>	<b>\$26,756,321</b>	<b>\$ 12,534,657</b>	<b>\$15,080,270</b>	<b>72</b>	<b>\$21,650,035</b>



<b>City of Billings</b>						
<b>PUBLIC WORKS-WASTEWATER FUND</b>						
For fiscal year 2020, Periods 1 - 12						
	<b>Total 2020 Amended Budget</b>	<b>YTD 2020 Actual</b>	<b>2020 Encumbrance</b>	<b>Variance</b>	<b>%</b>	<b>YTD 2019 Actual</b>
<b>Revenues:</b>						
TAXES	\$ -	\$ -	\$ -	\$ -	-	\$ -
LICENSES & PERMITS	-	-	-	-	-	-
INTER-GOVERNMENTAL	-	-	-	-	-	-
CHARGES FOR SERVICES	20,383,650	20,245,676	-	(137,974)	99	23,347,164
FINES & FORFEITS	-	-	-	-	-	-
INVESTMENT EARNINGS	485,000	746,345	-	261,345	154	1,439,334
DEBT PROCEEDS	-	-	-	-	-	-
MISCELLANEOUS	-	179,539	-	179,539	-	5,574
<b>Total Revenues</b>	<b>\$20,868,650</b>	<b>\$21,171,561</b>	<b>\$ -</b>	<b>\$ 302,911</b>	<b>101</b>	<b>\$24,792,072</b>
<b>Expenditures:</b>						
<b>By Category</b>						
PERSONAL SERVICES	\$ 4,184,414	\$ 3,876,926	\$ -	\$ 307,488	93	\$ 3,776,194
OPERATIONS & MAINT	5,658,748	5,057,417	446,688	154,643	97	4,888,852
CAPITAL	37,675,062	17,123,176	5,558,204	14,993,683	60	27,821,622
DEBT SERVICE	5,330,000	1,347,300	-	3,982,700	25	186,064
INTERFUND TRANSFERS	-	-	-	-	-	-
<b>Total Expenditures</b>	<b>\$52,848,224</b>	<b>\$27,404,819</b>	<b>\$ 6,004,892</b>	<b>\$19,438,513</b>	<b>63</b>	<b>\$36,672,732</b>

<b>City of Billings</b>						
<b>AIRPORT OPERATING FUND</b>						
For fiscal year 2020, Periods 1 - 12						
	<b>Total 2020 Amended Budget</b>	<b>YTD 2020 Actual</b>	<b>2020 Encumbrance</b>	<b>Variance</b>	<b>%</b>	<b>YTD 2019 Actual</b>
<b>Revenues:</b>						
TAXES	\$ -	\$ -	\$ -	\$ -	-	\$ -
LICENSES & PERMITS	-	-	-	-	-	-
INTER-GOVERNMENTAL	5,311,557	9,074,260	-	3,762,703	171	2,076,225
CHARGES FOR SERVICES	13,467,909	10,807,849	-	(2,660,060)	80	12,377,800
FINES & FORFEITS	-	-	-	-	-	-
INVESTMENT EARNINGS	278,272	253,108	-	(25,164)	91	368,376
DEBT PROCEEDS	-	-	-	-	-	-
MISCELLANEOUS	75,580	72,853	-	(2,727)	96	94,591
<b>Total Revenues</b>	<b>\$19,133,318</b>	<b>\$20,208,070</b>	<b>\$ -</b>	<b>\$ 1,074,752</b>	<b>106</b>	<b>\$14,916,992</b>
<b>Expenditures:</b>						
<b>By Category</b>						
PERSONAL SERVICES	\$ 4,420,047	\$ 4,440,917	\$ -	\$ (20,870)	100	\$ 4,429,364
OPERATIONS & MAINT	3,522,976	2,818,774	41,599	662,603	81	2,781,110
CAPITAL	46,941,236	10,136,391	3,671,721	33,133,123	29	5,902,842
DEBT SERVICE	1,329,394	250,243	-	1,079,151	19	325,715
INTERFUND TRANSFERS	-	-	-	-	-	-
<b>Total Expenditures</b>	<b>\$56,213,653</b>	<b>\$17,646,325</b>	<b>\$ 3,713,321</b>	<b>\$34,854,007</b>	<b>38</b>	<b>\$13,439,031</b>

**Council Work Session**

**5. c.**

**Meeting Date:** 07/20/2020

**TITLE:** CE Division 2nd Quarter 2020 - Dirty Dozen

**PRESENTED BY:** Nicole Cromwell

**Department:** Planning & Community Services

**Division:** Planning

**RECOMMENDATION**

Staff will make a presentation and be available for questions on the 2nd Quarter Code Enforcement Division report and Dirty Dozen Update. No formal action is needed on this item.

**BACKGROUND (Consistency with Adopted Plans and Policies, if applicable)**

The Code Enforcement Division provides a Quarterly Report to the City Council. This required report started in August 2017. The report contains case information on some of the most intractable active public nuisance cases handled through the Code Enforcement Division. The lead Code Enforcement Officer handling public nuisance cases is Craig Salzman. He has handled over 380 nuisance cases in the past 3 1/2 years. Forty-six of those cases are currently active. This report details some of these active cases. The Council directed staff to provide a CE Quarterly Report every Quarter and make a presentation on the Dirty Dozen cases at a Work Session every two Quarters.

The entire Code Enforcement Team, including Tanya Punt, Todd Morgan, Marshall Glunt and Trina Adams all work together to resolve the thousands of complaints the division receives each year. Tanya Punt, Todd Morgan and Marshall Glunt are assigned a geographic response area for the city (Map attached). Craig Salzman responds to nuisance complaints city-wide. Trina Adams, the Code Enforcement Clerk, ensures complaints are logged into our tracking system, and helps guide customers through the enforcement process. Trina Adams is the lead for tracking case records and files throughout the system.

The division has received 2,406 new complaints so far in 2020. This is roughly equal to 2019 during the same time period. In addition to the 46 active public nuisance cases, the three other Code Enforcement Officers are carrying 411 active cases ranging from untended lawns to open storage of junk vehicles. Active and closed cases are provided on a searchable interactive map on the City of Billings webpages.

**ALTERNATIVES**

Not applicable

**FISCAL EFFECTS**

Not applicable

**Attachments**

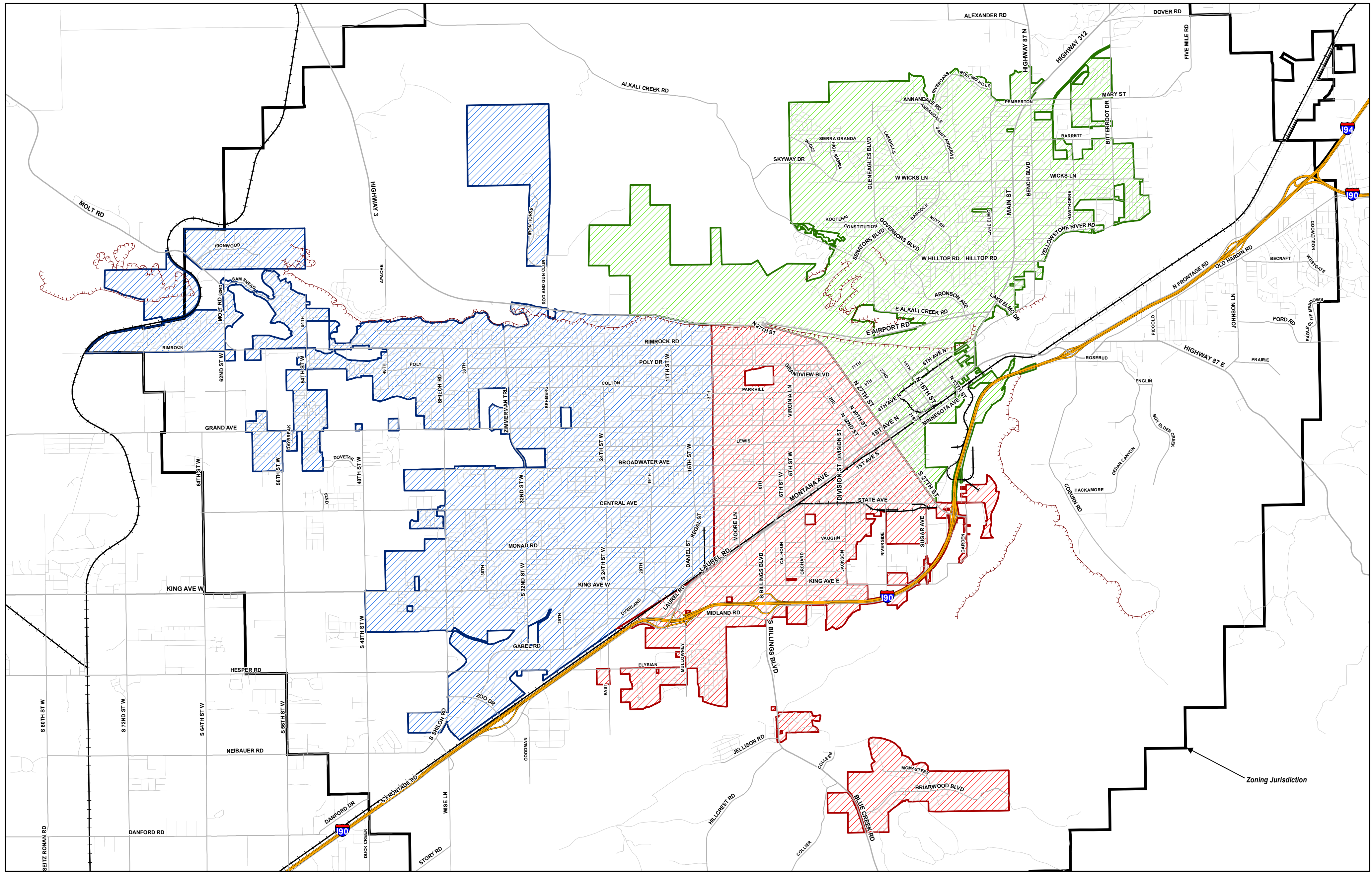
2nd Quarter Report Summary  
CE Officer Response area map






2nd Quarter 2020 Reporting July 2020

Dirty Dozen rankings:	Rank last 1/4	General Location	Compliance Issue	Owner	Current Status	Previous Status	CE Case initiated
Number 1	Number 3	23 Rhea Lane	Dangerous Structures	Timothy Hert - Billings MT	Status hearing scheduled Sept 2020	Status Hearing in Municipal Court - Judge granted owner 6 months to clean up property.	May 2017
Number 1 - retired	Number 1	4116 State Avenue	Boarded Structure	Estate of David G. Winfrey owner - deceased Jan 2015	Estate sale of property completed. Court will close estate in late September 2020.		August 2015
Number 2	Number 4	816 N 25th St	Boarded Building	Vivian Young - Billings MT	Status hearing scheduled August 2020	Municipal Court hearing in June 2020.	Nov 2017
Number 2 - retired	Number 2	114 & 118 S 29th Street	Dangerous Structures	Richard D. Wick owner - Billings MT	Demolition of buildings completed in May 2020. Invoice sent to owner		Nov 2016
Number 3	Number 5	1015 McKenney Road	Abandoned Construction (started in 2007)	Bradley K Redlich owner - Billings MT	Status hearing in July 2020. Building permit secured and work has started on the building	March hearing postponed to July 2020. Submitted building permit to complete duplex on March 26, 2020. Sent out for Building Code corrections March 27, 2020	June 2017
Number 4	Number 6	911 Terry	Open Storage of Junk and Junk Vehicles	Donald & Gesin Kostelic - Billings MT	No progress since end of 2019. May cite owners in August	No progress since end of 2019	June 2019
Number 5	Number 7	20 Washington	Dangerous Structures	20 Washington, Melvin Boyer owner - Billings MT	Sale of property not completed. Will re-start enforcement and compliance work with Mr. Boyer	Owner has purchase and sale signed to new owner. Should close in the next 30 to 60 days. Clean out and clean up of property progressing	Oct 2016
Number 6	Number 8	206 & 213 S 30th St	Dangerous Structures	Ken Glock - Billings MT	Purchase and sale of property signed - Mr. Glock will turn over to new owner within the next 60 days.	New trials on Abandoned & Blighted Buildings. Court issues abatement orders, Dec 2019 and Jan 2020. Asbestos Survey work April 2020	Dec 2016
Number 7	Number 9	504 Hillview	Dangerous Structures, Open Storage	Donald (Deceased) and Delia Sheriff	No progress with relatives.	Delia is in Assisted Living, relatives trying to secure power of attorney to sell property	Mar 2019
Number 8	Number 12	835 Miles Ave	Abandoned and Blighted Structure	Jerome Kautzman - Billings MT	Court hearing June 2020 - Owner agreed to repair building - Status hearing scheduled for Dec 2020	Old auto repair garage, now storage warehouse. Deteriorating roof, walls cracking, tree fell into roof Dec 2019	Dec 2016 & Jan 2020
Number 9	Number 11	503 Cook	Dangerous Structure	William Wagner - Billings MT	No progress - may issue new appearance cite	Issued Non-appearance ticket November 2019 - no progress or activity	May 2019
Number 10	Not on list	114 Custer Ave	Dangerous Structure/Abandoned Decaying Structure	David L and Sherry K Daly	Citation issued for noncompliance - Appearance July 24 2020	No progress	June 14, 2019
Number 10 - retired	Number 10	623 Avenue F	Open Storage of Junk Vehicles	Caroline & Jan Cahill - Great Falls, MT	Vehicle Removed - case closed	One vehicle left to remove - next inspect week of April 13, 2020	Dec 2019
Number 11	Not on list	301 S 32nd St	Dangerous Structure/Boarded Building	John Skauge - Billings MT	Battleship Apts - Explosion and Fire Dec 2019 - Building currently Boarded	Same	Dec 2019
Number 12	Not on list	120 S 29th St	Abandoned Decaying Structure	Jonathan Porta - Billings MT	On previous Dirty Dozen list - came off list 3rd Quarter of 2019	Sale to new owner failed - vandalism and trespassing occurring	Jan 2020

# CITY CODE ENFORCEMENT OFFICERS' AREAS



## Code Enforcement Areas

-  CENTRAL & SOUTHSIDE - T. Punt
-  WEST - T. Morgan
-  HEIGHTS & EASTSIDE - M. Glunt



Prepared by Planning and Community Services Department.

Updated: 2-26-2020

**Abandoned / Boarded / Blighted Property** — C. Salzman (City-Wide)

