



CITY OF
Billings

EQUIPMENT REPLACEMENT PLAN

Fiscal Year 2023

Table of Contents

- I. Equipment Replacement Plan
- II. Recommended FY23 Equipment Replacement Plan
 - a. Summary of FY23 Replacements
 - b. Worksheet with 20 Years of Replacement
- III. Funding Estimates
 - a. Governmental Funding Graph
- IV Supplemental Requests
 - a. Supplemental Request Summary
 - b. Supplemental Budget Requests

City Of Billings

Equipment Replacement Plan

- The City of Billings Equipment Replacement Plan identifies replacement and funding guidelines for vehicles and equipment with a useful life in excess of three years and a cost of \$5000 or more. Stationary equipment which is part of a facility Such as compressors, generators, air conditioners, etc. are exempt.
- On an annual basis the Equipment Replacement Committee will review vehicles and equipment scheduled for replacement, make required changes and submit recommendations for current or future replacements to the City Administrator.
- Equipment replacement guidelines are not intended to be an automatic replacement indicator. Guidelines are an indicator for consideration to recommend equipment for replacement. Because a piece of equipment is scheduled for replacement in a certain year, does not necessarily mean that it will automatically be replaced. Likewise, because a piece of equipment falls within the age and meter/miles guidelines does not necessarily mean that it will be recommended for replacement. Extended use options will be considered. Departments are required review and adjust replacement schedules annually, prior to committee review. Departmental review for replacement consideration include: Meter/Miles, Age, Usage, Condition, Cost, Obsolescence, Safety and Change of operations.
- The replacement plan will cover a 20-year time period and will be reviewed and updated annually. This would require many pieces of equipment to be replaced several times over the 20 years.
- Each piece of equipment will be assigned a replacement year, salvage value, and replacement cost.
- Salvage value is determined by past market analysis as a percentage of purchase price varied by equipment class. Average salvage values range from 15 to 20% of purchase price. Some exceptions will apply to obsolete, low demand, and high demand equipment.
- Estimated Replacement costs are determined by manufacturer average annual percentage increases ranging from 3 to 5%. Some exceptions will apply.
- Departments should ensure that replacement cost estimates are accurate. The amount entered in the Equipment Replacement Plan (ERP) must match the annual budget request amount. Budget amounts will be determined by taking total estimated replacement cost less estimated salvage value. Instances where the equipment is not traded in but sold through auction or other methods will be handled on a case by case basis. The affected department/division will work with

finance to determine the budget impact if any. Budget amendments if required will need Department Head and City Administrator approval prior to placing on the council agenda.

Any savings from purchase replacements will not be used to purchase other equipment.

- Any piece of equipment which has been approved for replacement must be disposed of unless otherwise approved by the committee for retention. It will be the respective department's responsibility to ensure that all replacement equipment is appropriately disposed of.
- Replacement funding is maintained by annual contributions for each piece of equipment based on the estimated life, salvage value and replacement cost. Internal Service and Enterprise funded equipment are excluded from the annual contribution funding process but are included in the replacement, cost projection and budgeting process of the program.
- The final plan document will total equipment by department, fund and replacement year including a grand total for all city funds.
- Departments requesting additional equipment or upgraded equipment replacements are required to obtain the additional funding through an **approved** Supplemental Budget Request submitted through the ERP committee.
 - *Example of "upgraded equipment"*: If a department presently has a compact car and wishes to replace it with a full size pickup, the replacement funding calculations are based on the replacement cost of the compact car. The additional cost for the pickup will require a Supplemental Budget Request Form to be submitted.
- Change requests after the final plan is submitted will likely be deferred to the next budget year. Any changes to the final plan, such as equipment purchases, transfers, retentions or other revisions must be reviewed by the committee, recommend by majority vote and then requested in writing and submitted to the City Administrator for approval.

EQUIPMENT REPLACEMENT GUIDELINES

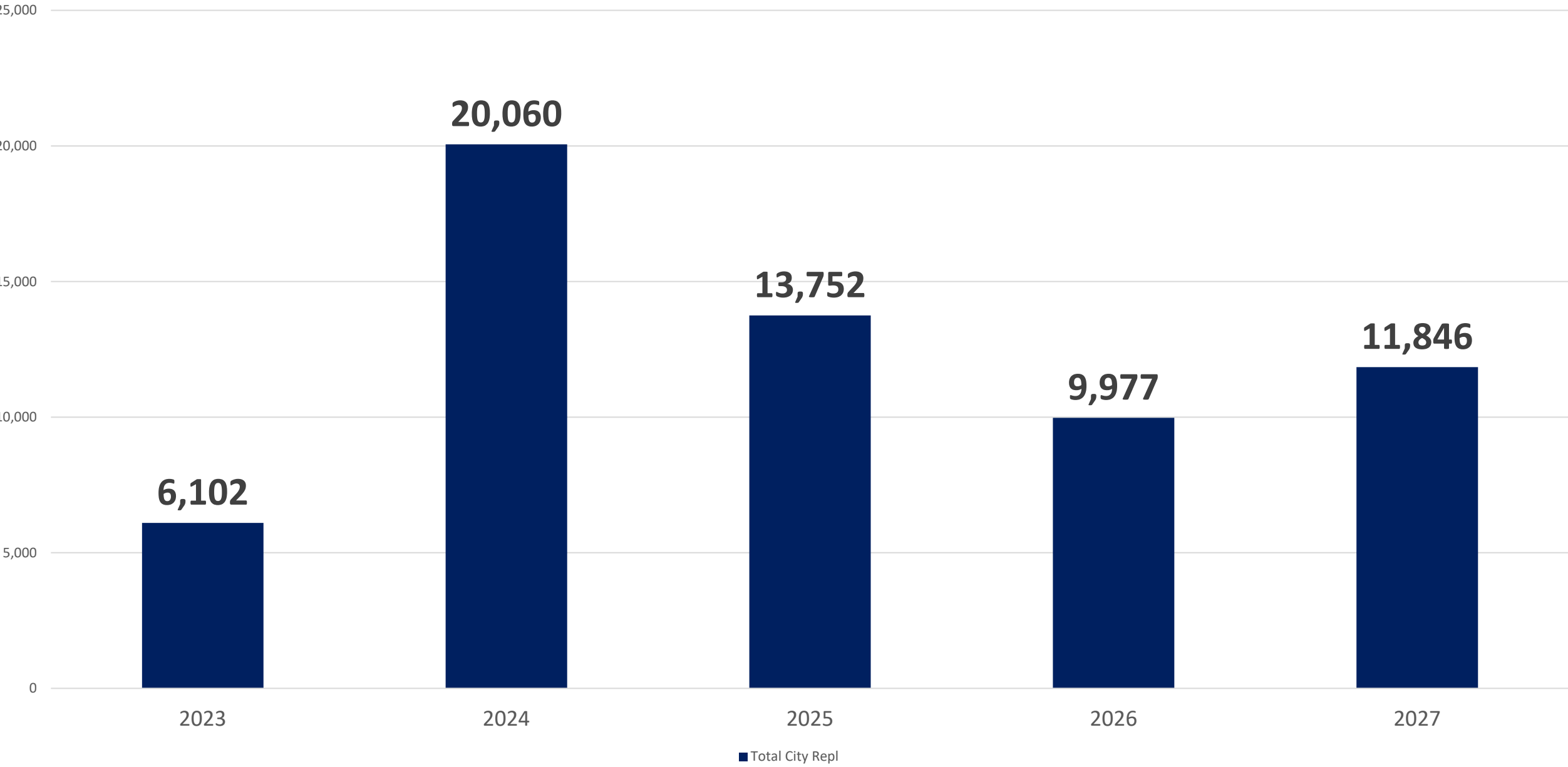
<u>Class Code</u>	<u>Equipment Class</u>	<u>Years</u>	<u>Meter</u>
1001	Autos - General Use	10-12	80-110k
1002	Police Patrol Cars	5-7	80-110k
1003	Pickups and Light trucks	7-12	80-110k
1004	SUVs	7-12	80-110k
1005	Trucks over 1 ton	10-15	60-100k
1006	Dump trucks	10-15	60-100k mi/ 7-12k hrs
1007	Trucks Refuse	7-10	7-12k hrs
1008	Trucks Sewer Jet	7-12	7-12k hrs
1009	Trucks Ariel Bucket	7-10	7-10k hrs
1010	Trucks Sander/Dump	10-12	60-100k
1011	Trucks Fire Aerial ladder	15-20	N/A
1012	Trucks Fire/Pumper	15-20	N/A
1013	Trucks Fire/Rescue	15-20	N/A
1014	Bus MET	12	300-500k
1015	Bus Paratransit	5	80-100k
1016	Bus Misc	10-20	100-500k
1017	Dozers	3-6	8-10k hrs
1018	Tractors	10-20	5-15k hrs
1019	Loaders	10-20	7-10k hrs
1020	Backhoes	7-15	7-10k hrs
1021	Compactor Landfill	3-5	8-10k hrs
1022	Graders	10-20	7-12k hrs
1023	Rollers	10-20	5-8k hrs
1024	Pavers	15-20	5-7k hrs
1025	Misc Const Equipment	10-20	4-15k hrs
1026	Small Equipment	3-15	N/A
1027	Non Powered Equipment	7-20	N/A
1028	Forklifts	15-20	5-10k hrs
1029	Cushman & Enforcement Scooters	10-15	25-35k
1030	Snow Blowers	10-20	N/A
1031	Snow Plows	10-20	N/A
1032	Street Sweepers	7-10	7-12k hrs
1033	Pumps/generators	7-20	N/A
1034	Air Compressors	10-20	N/A
1035	Mowers/Riding	5-10	3-10k hrs
1036	Attachments/accessories	5-20	N/A
1037	Electronic equipment	3-20	N/A
1038	Computer equipment	3-20	N/A
1039	Furniture/office equipment	3-20	N/A
1040	Shop equipment/machines	3-20	N/A

Department Name	Unit.	Description	Grant Funding	City Funding	Proposed FY23 Budget
AIRPORT	1776	CHEVY BRUSH/RESCUE TRUCK		60,054	60,054
AIRPORT	1740	MASS TRANSIT BUS SURPLUS		4,750	4,750
AIRPORT	E-174	Voyager Duo Carpet Extractor		13,731	13,731
AIRPORT'S TOTAL			-	78,535	78,535
ANIMAL SHELTER	1001	CHEVY 3/4 TON EXT CAB PICKUP		35,851	35,851
ANIMAL SHELTER	1002	CHEVY 3/4 TON EXT CAB PICKUP		35,851	35,851
ANIMAL SHELTER'S TOTAL			-	71,702	71,702
ENGINEERING	1082	FORD F150 EXT CAB PICKUP		30,818	30,818
ENGINEERING	1095	FORD E150 CARGO VAN		45,167	45,167
ENGINEERING'S TOTAL			-	75,985	75,985
FIRE	4057	FORD F550 4X4 BRUSH TRUCK		114,790	114,790
FIRE	4082	FORD EXPLORER 4X4		43,970	43,970
FIRE	4083	FORD F550 BRUSH TRUCK		90,328	90,328
FIRE'S TOTALS			-	249,088	249,088
ITD	1982	CHEVY ASTRO VAN		10,939	10,939
ITD'S TOTAL			-	10,939	10,939
MET TRANSIT	1809	GILLIG TRANSIT BUS	3,893	1,003	4,896
MET TRANSIT	1816	GILLIG TRANSIT BUS	3,996	999	4,995
MET TRANSIT	1823	FORD F550 31' CUTASWY BUS	203,461	50,866	254,327
MET TRANSIT	1824	FORD F550 31' CUTASWY BUS	203,461	50,866	254,327
MET TRANSIT	1890	MET PARATRANSIT VAN	158,326	39,581	197,907
MET TRANSIT	1888	MET PARATRANSIT VAN	73,605	18,401	92,006
MET TRANSIT	1891	MET PARATRANSIT VAN	158,326	39,581	197,907
MET TRANSIT	1867	CHEVY MALIBU 4DR SEDAN		46,302	46,302
MET TRANSIT'S TOTAL			805,068	247,599	1,052,667
PARK DIVISION	1604	FORD F250 2WD W/SERVICE BODY		9,306	9,306
PARK DIVISION	1609	FORD F150 2WD REG CAB PICKUP		25,791	25,791
PARK DIVISION	1613	FORD F250 W/SERVICE BODY		9,090	9,090
PARK DIVISION	1630	FORD F350 W/SERVICE BODY		44,450	44,450
PARK DIVISION	1938	TORO TURF SWEEPER		21,377	21,377
PARK DIVISION	1687	TURF SWEEPER		37,389	37,389
PARK DIVISION	1632	JOHN DEERE TRACTOR BACKHOE, LOADER		55,662	55,662
PARK DIVISION	1671	TORO 5900 16' MOWER		105,953	105,953
PARK DIVISION	1676	TORO 5900 16' MOWER		105,953	105,953
PARK DIVISION'S TOTAL			-	414,971	414,971
POLICE DEPT	1423	FORD INTERCEPTOR		32,350	32,350
POLICE DEPT	1426	FORD INTERCEPTOR		32,350	32,350
POLICE DEPT	1428	FORD INTERCEPTOR		32,350	32,350
POLICE DEPT	1435	FORD INTERCEPTOR		32,350	32,350
POLICE DEPT	1441	FORD INTERCEPTOR		32,350	32,350
POLICE DEPT	1512	FORD FUSION 4 DOOR		23,855	23,855
POLICE DEPT	1567	Ford F150 4x4 crew cab pickup		41,296	41,296
POLICE DEPT	1569	Ford F150 4x4 crew cab pickup		41,296	41,296
POLICE DEPT TOTAL			-	268,197	268,197
PW BELKNAP	7101	FORD F250 PICKUP W/SERVICEBODY		38,016	38,016
PW BELKNAP	7109	FORD F250 SRW 4X4 REG CAB		36,060	36,060

Department Name	Unit.	Description	Grant Funding	City Funding	Proposed FY23 Budget
PW BELKNAP	7350	FORD F150 4X2 SUPERCAB		3,641	3,641
PW BELKNAP	7405	CHEVY COLORADO PICKUP		24,800	24,800
PW BELKNAP	7411	WACHS VAC & VALVE OPERATOR		46,423	46,423
PW BELKNAP	7436	JOHN DEERE 710D BACKHOE		293,168	293,168
PW BELKNAP	7476	CAT SKID STEER LOADER		151,267	151,267
PW BELKNAP'S TOTAL			-	593,375	593,375
SOLID WASTE	0027	CHEVY 3/4 TON 4X4 PICKUP		33,965	33,965
SOLID WASTE	0050	PETERBUILT NEWAY CNG FRONT LD		337,047	337,047
SOLID WASTE	0051	PETERBUILT NEWAY CNG FRONT LD		337,047	337,047
SOLID WASTE	0057	PETERBUILT NEWAY CNG FRONT LD		355,473	355,473
SOLID WASTE	0197	PETERBUILT CNG SIDELOAD		343,250	343,250
SOLID WASTE	0198	PETERBUILT CNG SIDELOAD		343,250	343,250
SOLID WASTE	0261	CAT 836K COMPACTOR		744,508	744,508
SOLID WASTE'S TOTAL			-	2,494,540	2,494,540
STREET/TRAFFIC	1119	FORD 1TON SERVICE TRUCK		60,574	60,574
STREET/TRAFFIC	1232	FREIGHTLINER DE-ICE UNIT		193,133	193,133
STREET/TRAFFIC	1305	INGERSALL RAND AIR COMP		33,965	33,965
STREET/TRAFFIC	1317	GRACO LINELAZER		8,227	8,227
STREET/TRAFFIC	1202	KOMATSU 4YD LOADER		224,574	224,574
STREET/TRAFFIC	1246	Freightliner/Elgin Broom Bear Sweeper		271,176	271,176
STREET/TRAFFIC'S TOTAL			-	791,649	791,649
RECOMMENDED PLAN REPLACEMENTS TOTAL			805,068	5,296,580	6,101,648
SUPPLEMENTAL REQUESTS					
Animal Control	1001	P/U supply chain increase		3,150	3,150
Animal Control	1102	P/U supply chain increase		3,150	3,150
POLICE	1423	Transition to SUV		4,600	4,600
POLICE	1426	Transition to SUV		4,600	4,600
POLICE	1428	Transition to SUV		4,600	4,600
POLICE	1435	Transition to SUV		4,600	4,600
POLICE	1441	Transition to SUV		4,600	4,600
PW-D&C	7101	Upgrade to 4WD		2,000	2,000
PW-D&C	7109	Move from 2025 to 2023		700	700
PW-D&C	7405	Upgrade to 1/2T P/U, 4WD		6,000	6,000
PW-D&C	7411	Move from 2025 to 2023		4,000	4,000
PW-Belnap/Water	7350	Upgrade to 3/4T 4x4 w/ SB JIB Crane		46,359	46,359
PW-Belnap/Water	7850	Upgrade to 3/4T 4x4 w/ SB		42,000	42,000
Solid Waste	261	Cost Insrease Landfill Equipment		755,492	755,492
Street/ Traffic	1110	Electric Vehicle Upgrade		5,543	5,543
Street/ Traffic	1305	Compressor Updgrade		21,035	21,035
SUPPLEMENTAL REQUESTS			-	912,429	912,429
RECOMMENDED REPLACEMENTS GRAND TOTAL			805,068	6,209,009	7,014,077

Equipment Replacement Plan

FY23-FY27 Total Dollars in millions



FY 2023 Equipment Replacement Worksheets

Sub-totaled by Department

Sort	Department Name	Divisic	Unit	Description	Equip Class	Est. Life	Repl. Meter	Repl. %	col1	g/p	Salv. %	Salv. Amt	Fund	Fund %	Year	Purch. Cost	Current Meter	Repl. Year	2,023	2,024	2,025	2,026	2,027	2,028	2,029	2,030	2,031	2,032	2,033		
11	AIRPORT		1740	MASS TRANSIT BUS SURPLUS	Bus Misc	32				2.2	Ent	5%	250	562	100%	1991	5,000	433,493	2023										4,750		
11	AIRPORT		E-174	Voyager Duo Carpet Extractor	Small Equipmer	10		3%		2.2	Ent	0%	-	562	100%	2013	10,217	#N/A	2023	13,731										18,453	
11	AIRPORT		1776	CHEVY BRUSH/RESCUE TRUC	Trucks Fire/Res	25		5%		2.2	Ent	5%	900	562	100%	1998	18,000	54,568	2023	60,054											
11	AIRPORT		1770	RUNWAY CLOSURE MARKERS	Misc Const Equ	17	N/A	4%		2.2	Ent	5%	641	562	100%	2007	12,825	3900	2024		24,341										
11	AIRPORT		1771	RUNWAY CLOSURE MARKERS	Misc Const Equ	17	N/A	4%		2.2	Ent	5%	641	562	100%	2007	12,825	3900	2024		24,341										
11	AIRPORT		1710	FORD F350 REG CAB 4X4 PU	Pickups and Lig	13	100,000	3%		2.2	Ent	10%	2,432	407	100%	2011	24,322	90,111	2024		33,285										
11	AIRPORT		1718	NEW HOLLAND TRACTOR TC4	Tractors	22	5,000	3%		2.2	Ent	5%	1,020	562	100%	2002	20,400	1,086	2024		38,069										
11	AIRPORT		E-165	TURBOWAY PASSENGER RAM	Non Powered Ei	21		3%		2.2	Ent	2%	440	405	100%	2003	22,000	#N/A	2024		40,486										
11	AIRPORT		1725	JOHN DEERE SKIDSTEER LOA	Misc Const Equ	17	7,000	4%		2.2	Ent	3%	743	562	100%	2007	24,772	1121	2024		47,510										
11	AIRPORT		1738	INGERSOLL-RAND PORTABLE	Rollers	39	5,000	3%		2.2	Ent	0%	-	562	100%	1985	20,358	333	2024		64,474										
11	AIRPORT		1705	JOHN DEERE TRACTOR 6420/1	Tractors	21	5,000	3%		2.2	Ent	2%	1,758	405	100%	2003	87,900	2,476	2024		161,762										
11	AIRPORT		1730	OSHKOSH HB SERIES 4X4/20'	Misc Const Equ	20		3%		2.2	Ent	8%	30,851	407	100%	2004	385,636	4,115	2024		665,651										
11	AIRPORT		1750	OSHKOSH HB-SERIES 4X4/20'	Snow Plows	15		3%		2.2	Ent	7%	35,252	407	100%	2009	503,598	3,249	2024		749,337										
11	AIRPORT		1746	Ford Paratransit Van	Bus Paratransit	20	90,000	3%		2.3	Ent	7%	660	572	100%	2005	9,426	111,614	2025			16,365									
11	AIRPORT		E177	RIDING CARPET SWEEPER	MISC EQUIPME	8		3%		2.2	Ent	2%	337	562	100%	2017	16,850	#N/A	2025		21,008										26,702
11	AIRPORT		E-139	CLYDE 18' PORTABLE HYDRAL	Non Powered Ei	38		3%		2.2	Ent	3%	234	562	100%	1987	7,800	#N/A	2025		23,749										
11	AIRPORT		E-157	1 JLG CM2033 SCISSOR LIFT	(I Shop equipmen)	30		3%		2.2	Ent	3%	404	562	100%	1995	13,467	#N/A	2025		32,284										
11	AIRPORT		1704	FORD EXPEDITION	SUVs	15	100,000	3%		2.2	Ent	10%	2,881	562	100%	2010	28,806	72,961	2025		41,998										
11	AIRPORT		1708	CHEVY 2500 PICKUP W/SERVIC	Pickups and Lig	20	100,000	4%		2.2	Ent	10%	2,096	562	100%	2005	20,962	37,045	2025		43,834										
11	AIRPORT		1729	FORD ECONOLINE 350/MB (A-2)	Misc Const Equ	37	4,000	1%		2.2	Ent	1%	698	562	100%	1988	69,799	16,760	2025		100,167										
11	AIRPORT		1775	TYMCO SWEEPER/VAC TRUCK	Street Sweepers	15	7,000	4%		2.2	Ent	15%	28,099	562	100%	2010	187,329	5,657	2025		309,270										
11	AIRPORT		1733	OSHKOSH H SERIES 4X4 SNOI	Snow Plows	22	7,000	7%		2.2	Ent	10%	33,560	407	100%	2003	335,603	1,846	2025			1,453,296									
11	AIRPORT		E-146	MILLER 300 SHOP MASTER WE	Shop equipmen	32		3%		2.2	Ent	0%	-	562	100%	1994	7,000	#N/A	2026			18,026									
11	AIRPORT		1734	MILLER BIG 40 PORTABLE WE	Misc Const Equ	44	4,000	3%		2.2	Ent	0%	-	562	100%	1982	6,500	255	2026		23,864										
11	AIRPORT		E171	CAT GTX 30" RIDING FLOOR S	MISC EQUIPME	15		3%		2.2	Ent	5%	933	562	100%	2011	18,665	#N/A	2026		28,146										
11	AIRPORT		1716	CHEVY 3/4 TON PICKUP	Pickups and Lig	20	100,000	4%		2.2	Ent	5%	900	562	100%	2006	17,996	84,916	2026		38,532										
11	AIRPORT		E172	TERMINAL BUILDING TRASH C	Shop equipmen	15		3%		2.2	Ent	3%	886	562	100%	2011	29,547	#N/A	2026		45,147										
11	AIRPORT		1782	FORD EXPEDITION 4X4	SUVs	10	100,000	4%		2.2	Ent	10%	4,113	562	100%	2016	41,125	15,057	2026		56,763										
11	AIRPORT		1783	FORD EXPEDITION 4X4	SUVs	10	100,000	4%		2.2	Ent	10%	4,113	562	100%	2016	41,125	30,157	2026		56,763										
11	AIRPORT		1784	FORD EXPEDITION 4X4	SUVs	10	100,000	4%		2.2	Ent	10%	4,113	562	100%	2016	41,125	18,725	2026		56,763										
11	AIRPORT		1743	JOHN DEERE TRACTOR WITH	Tractors	20	7,000	4%		2.2	Ent	2%	1,672	562	100%	2006	83,591	1,856	2026		181,486										
11	AIRPORT		1779	OSHKOSH 4X4 20' BROOM	Snow Plows	15	7,000	3%		2.2	Ent	7%	36,610	562	100%	2011	523,000	2594	2026			778,207									
11	AIRPORT		1760	16' HOME MADE TANDEM AXLE	Non Powered Ei	30		3%		2.2	Ent	2%	100	562	100%	1997	5,000	-	2027					12,036							
11	AIRPORT		E176	CARPET EXTRACTOR	MISC EQUIPME	10		3%		2.2	Ent	2%	207	562	100%	2017	10,340	#N/A	2027					13,689							
11	AIRPORT		E-147	OPS CENTER HYDRAULIC TRA	Shop equipmen	35		3%		2.2	Ent	5%	359	562	100%	1992	7,185	#N/A	2027		19,858										
11	AIRPORT		E-168	Escalator Tread Cleaning Machir	Non Powered Ei	19		3%		2.2	Ent	5%	680	562	100%	2008	13,595	#N/A	2027		23,159										
11	AIRPORT		1763	AMIDA LT760D PORTABLE LIGI	Misc Const Equ	30	4,000	3%		2.2	Ent	5%	750	562	100%	1997	15,000	1,244	2027		35,659										
11	AIRPORT		1755	DEEP VAC 850	MISC EQUIPME	15	N/A	4%		2.2	Ent	5%	1,248	407	100%	2012	24,968	-	2027		43,718										
11	AIRPORT		1702	FORD CROWN VICTORIA	Police Patrol Ca	20	100,000	4%		2.2	Ent	10%	2,191	562	100%	2007	21,908	55351	2027		45,812										
11	AIRPORT		1709	SKID STEER 320D LOADER	Loaders	15	7,000	4%		2.2	Ent	3%	949	407	100%	2012	31,645	673	2027		56,042										
11	AIRPORT		1741	BAUER SCBA COMPRESSOR	Air Compressor	20	N/A	4%		2.2	Ent	3%	1,104	562	100%	2007	36,785	282	2027		79,497										
11	AIRPORT		1715	E-ONE TITAN AIRCRAFT RESC	Trucks Fire/Res	30	N/A	3%		2.2	Ent	3%	9,040	407	100%	1997	301,343	4,578	2027		722,398										
11	AIRPORT		1736	OSHKOSH P SERIES 4X4 SNOI	Snow Plows	23	7,000	5%		2.2	Ent	10%	24,490	405	100%	2004	244,896	2,808	2027		727,714										
11	AIRPORT		1772	ROSENBAUER AIRCRAFT FIRE	Trucks Fire/Res	20		3%		2.2	Ent	8%	50,726	407	100%	2007	634,075	10,494	2027		1,094,484										
11	AIRPORT		1773	ROSENBAUER AIRCRAFT FIRE	Trucks Fire/Res	20		3%		2.2	Ent	8%	50,726	407	100%	2007	634,075	9,259	2027		1,094,484										
11	AIRPORT		1732	OSHKOSH P SERIES 4X4 SNOI	Snow Plows	24	7,000	7%		2.2	Ent	10%	23,205	405	100%	2003	232,048	2,300	2027		1,153,828										
11	AIRPORT		1744	ASPHALT CRACK ROUTER	Misc Const Equ	20	N/A	2%		2.2	Ent	5%	418	562	100%	2008	8,350	-	2028					11,990							
11	AIRPORT		1703	CHEVY 1 TON 4X4 PICKUP	Pickups and Lig	20	100,000	5%		2.2	Ent	5%	1,131	562	100%	2008	22,622	52,405	2028		58,892										

FY 2023 Equipment Replacement Worksheets

Sub-totaled by Department

Sort	Department Name	Divisic	Unit.	Description	Equip Class	Est. Life	Repl. Meter	Repl. %	col1	g/p	Salv. %	Salv. Amt	Fund	Fund %	Year	Purch. Cost	Current Meter	Repl. Year	2,023	2,024	2,025	2,026	2,027	2,028	2,029	2,030	2,031	2,032	2,033							
1.2	ITD		1983	FORD RANGER EXT CAB PICKUP	Pickups and Lig	18	80,000	4%	0.5	Int Svc	10%	250	010-3141	100%	2006	2,500	87,000	2024																		
ITD Total																			10,939	8,528	-	-	-	-	-	-	-	-	-	-	-	-	-	-	-	-
4.2	LIBRARY		5006	FORD E350 12 PSGR VAN (A-9)	Pickups and Lig	26	80,000	3%	2.2	Gov	10%	250	260	100%	1998	2,500	33,500	2024		5,141																
4.2	LIBRARY		5004	FORD CUTAWAY VAN	Pickups and Lig	17	80,000	4%	1.0	Gov	10%	4,406	260	100%	2007	44,058	24,500	2024		81,415																
4.2	LIBRARY		5005	FREIGHTLINER BOOKMOBILE	Bus Misc	15	150,000	3%	1.0	Gov	10%	27,337	260	100%	2013	273,372	78,000	2024		398,567																
LIBRARY Total																			-	485,124	-	-	-	-	-	-	-	-	-	-	-	-	-	-	-	-
5.6	MET TRANSIT		1816	GILLIG TRANSIT BUS	Bus MET	17	300,000	3.5%	2.3	Ent	1%	6	572	20%	2006	560	420,000	2023		999																
5.6	MET TRANSIT		1809	GILLIG TRANSIT BUS	Bus MET	18	300,000	3.5%	2.3	Ent	1%	5	572	20%	2005	543	420,000	2023		1,003																
5.6	MET TRANSIT		1809	GILLIG TRANSIT BUS	Bus MET	18	300,000	3.5%	2.3	Ent	1%	21	412	80%	2005	2,107	420,000	2023		3,893																
5.6	MET TRANSIT		1816	GILLIG TRANSIT BUS	Bus MET	17	300,000	3.5%	2.3	Ent	1%	22	412	80%	2006	2,239	420,000	2023		3,996																
5.6	MET TRANSIT		1867	CHEVY MALIBU 4DR SEDAN	Autos - General	23	53,000	5%	2.3	Ent	5%	766	572	100%	2000	15,324	66,000	2023		46,302																
5.6	MET TRANSIT		1823	FORD F550 31' CUTASWY	Bus MET	7	200,000	3%	2.3	Ent	5%	2,156	572	20%	2016	43,111	111,000	2023		50,866						63,054										
5.6	MET TRANSIT		1824	FORD F550 31' CUTASWY	Bus MET	7	200,000	3%	2.3	Ent	5%	2,156	572	20%	2016	43,111	123,000	2023		50,866						63,054										
5.6	MET TRANSIT		1892	FORD F450 PARATRANSIT	Bus Paratransit	7	100,000	3%	Ent	5%	3,163		572	80%	2017	63,260	55,000	2024									92,523									
5.6	MET TRANSIT		1888	Ford Paratransit Van	Bus Paratransit	9	90,000	3%	2.3	Ent	5%	733	572	20%	2014	14,665	83,000	2023		18,401								24,233								
5.6	MET TRANSIT		1888	Ford Paratransit Van	Bus Paratransit	9	90,000	3%	2.3	Ent	5%	2,933	572	80%	2014	58,660	83,000	2023		73,605								96,932								
5.6	MET TRANSIT		1890	MET PARATRANSIT VAN	Bus Paratransit	8	9,000	4%	2.3	Ent	5%	3,752	572	20%	2015	75,046	74,000	2023		98,953							136,807									
5.6	MET TRANSIT		1890	MET PARATRANSIT VAN	Bus Paratransit	8	9,000	4%	2.3	Ent	5%	3,752	412	80%	2015	75,046	74,000	2023		98,953							136,807									
5.6	MET TRANSIT		1891	MET PARATRANSIT VAN	Bus Paratransit	8	9,000	4%	2.3	Ent	5%	3,752	572	20%	2015	75,046	79,000	2023		98,953							136,807									
5.6	MET TRANSIT		1891	MET PARATRANSIT VAN	Bus Paratransit	8	9,000	4%	2.3	Ent	5%	3,752	412	80%	2015	75,046	79,000	2023		98,953							136,807									
5.6	MET TRANSIT		1823	FORD F550 31' CUTASWY	Bus MET	7	200,000	3%	2.3	Ent	5%	8,622	572	80%	2016	172,443	111,000	2023		203,461							252,213									
5.6	MET TRANSIT		1824	FORD F550 31' CUTASWY	Bus MET	7	200,000	3%	2.3	Ent	5%	8,622	572	80%	2016	172,443	123,000	2023		203,461							252,213									
5.6	MET TRANSIT		1868	TANDEM FLAT BED TRAILER	Non Powered E	32	0	2%	2.3	Ent	6%	110	572	100%	1992	1,828	-	2024		3,336																
5.6	MET TRANSIT		1892	FORD F450 PARATRANSIT	Bus Paratransit	7	100,000	3%	Ent	5%	791		572	20%	2017	15,816	55,000	2024		18,661								23,132								
5.6	MET TRANSIT		1893	FORD F450 PARATRANSIT	Bus Paratransit	7	100,000	3%	Ent	5%	791		572	20%	2017	15,816	61,000	2024		18,661								23,132								
5.6	MET TRANSIT		1877	Ford Paratransit Van	Bus Paratransit	5	90,000	3%	2.3	Ent	5%	882	572	20%	2019	17,637	23,000	2024		19,564								22,821								
5.6	MET TRANSIT		1872	FORD F450 PARATRANSIT	Bus Paratransit	6	100,000	3%	Ent	5%	882	572	20%	2018	17,637	37,000	2024		20,178									24,264								
5.6	MET TRANSIT		1873	FORD F450 PARATRANSIT	Bus Paratransit	6	100,000	3%	Ent	5%	882	572	20%	2018	17,637	29,000	2024		20,178									24,264								
5.6	MET TRANSIT		1874	FORD F450 PARATRANSIT	Bus Paratransit	6	100,000	3%	Ent	5%	882	572	20%	2018	17,637	35,000	2024		20,178									24,264								
5.6	MET TRANSIT		1875	FORD F450 PARATRANSIT	Bus Paratransit	6	100,000	3%	Ent	5%	882	572	20%	2018	17,637	39,000	2024		20,178									24,264								
5.6	MET TRANSIT		1876	FORD F450 PARATRANSIT	Bus Paratransit	6	100,000	3%	Ent	5%	882	572	20%	2018	17,637	39,000	2024		20,178									24,264								
5.6	MET TRANSIT		1865	FORD TAURUS	Autos - General	19	100,000	3%	2.3	Ent	10%	1,460	572	100%	2005	14,600	57,000	2024		24,141																
5.6	MET TRANSIT		1820	FORD F550 31' CUTASWY	Bus MET	8	200,000	3%	2.3	Ent	5%	2,156	572	20%	2016	43,111	988,000	2024		52,456								67,025								
5.6	MET TRANSIT		1821	FORD F550 31' CUTASWY	Bus MET	8	200,000	3%	2.3	Ent	5%	2,156	572	20%	2016	43,111	101,000	2024		52,456								67,025								
5.6	MET TRANSIT		1822	FORD F550 31' CUTASWY	Bus MET	8	200,000	3%	2.3	Ent	5%	2,156	572	20%	2016	43,111	104,000	2024		52,456								67,025								
5.6	MET TRANSIT		1825	FORD F550 31' CUTASWY	Bus MET	8	200,000	3%	2.3	Ent	5%	2,156	572	20%	2016	43,111	114,000	2024		52,456								67,025								
5.6	MET TRANSIT		1870	NILFISK ADVANCE SWEEPER	SWEEPERS	20		3%	2.3	Ent	10%	3,241	572	100%	2004	32,412	500	2024		55,298																
5.6	MET TRANSIT		1869	FORD F350 4X4 EXT CAB W/PL	Pickups and Lig	15	100,000	4%	2.3	Ent	10%	3,398	572	100%	2009	33,984	40,000	2024		57,805																
5.6	MET TRANSIT		1862	FORKLIFT	Forklifts	34	700	3%	2.3	Ent	5%	1,198	572	100%	1990	23,963	750	2024		64,266																
5.6	MET TRANSIT		1893	FORD F450 PARATRANSIT	Bus Paratransit	7	100,000	3%	Ent	5%	3,163		572	80%	2017	63,260	61,000	2024		74,639								92,523								
5.6	MET TRANSIT		1877	Ford Paratransit Van	Bus Paratransit	5	90,000	3%	2.3	Ent	5%	3,527	572	80%	2019	70,548	23,000	2024		78,257								91,283								
5.6	MET TRANSIT		1872	FORD F450 PARATRANSIT	Bus Paratransit	6	100,000	3%	Ent	5%	3,527	572	80%	2018	70,548	37,000	2024		80,711									97,057								
5.6	MET TRANSIT		1873	FORD F450 PARATRANSIT	Bus Paratransit	6	100,000	3%	Ent	5%	3,527	572	80%	2018	70,548	29,000	2024		80,711									97,057								
5.6	MET TRANSIT		1874	FORD F450 PARATRANSIT	Bus Paratransit	6	100,000	3%	Ent	5%	3,527	572	80%	2018	70,548	35,000	2024		80,711									97,057								
5.6	MET TRANSIT		1875	FORD F450 PARATRANSIT	Bus Paratransit	6	100,000	3%	Ent	5%	3,527	572	80%	2018	70,548	39,000	2024		80,711									97,057								
5.6	MET TRANSIT		1876	FORD F450 PARATRANSIT	Bus Paratransit	6	100,000	3%	Ent	5%	3,527	572	80%	2018	70,548	39,000	2024		80,711									97,057								
5.6	MET TRANSIT		1861	FORD F350 4X4 TRUCK	Pickups and Lig	25	32,000	5%	2.3	Ent	5%	1,226	572	100%	1999	24,517	17,500	2024		81,797																
5.6	MET TRANSIT		1818	GILLIG TRANSIT BUS	Bus MET	13	300,000	3.5%	2.3	Ent	1%	768	412	20%	2011	76,818	306,000	2024		119,372																
5.6	MET TRANSIT		1819	GILLIG TRANSIT BUS	Bus MET	13	300,000	3.5%	2.3	Ent	1%	768	412	20%	2011	76,818	301,000	2024		119,372																
5.6	MET TRANSIT		1820	FORD F550 31' CUTASWY	Bus MET	8	200,000	3%	2.3	Ent	5%	8,622	572	80%	2016	172																				

FY 2023 Equipment Replacement Worksheets

Sub-totaled by Department

Sort	Department Name	Divisic	Unit.	Description	Equip Class	Est. Life	Repl. Meter	Repl. %	col1	g/p	Salv. %	Salv. Amt	Fund	Fund %	Year	Purch. Cost	Current Meter	Repl. Year	2,023	2,024	2,025	2,026	2,027	2,028	2,029	2,030	2,031	2,032	2,033	
1.3	PARK DIVISION		1604	FORD F250 2WD W/SERVICE E	Pickups and Lig	15	100,000	4%	2.4	Gov	25%	1,500	150-112	100%	2008	6,000	102,000	2023	9,306											
1.3	PARK DIVISION		1938	TORO TURF SWEEPER	Small Equipmer	28	2,000	3%	0.5	Gov	15%	1,500	010-5141	100%	1995	9,999	1,600	2023	21,377											
2.3	PARK DIVISION		1687	TURF SWEEPER	Misc Const Equ	28	3,000	4%	0.5	Gov	15%	1,969	010-5112	100%	1995	13,125	750	2023	37,389											
1.3	PARK DIVISION		1609	FORD F150 2WD REG CAB PIC	Pickups and Lig	10	80,000	4%	0.5	Gov	10%	1,869	010-5112	100%	2013	18,686	98,000	2023	25,791										39,075	
1.3	PARK DIVISION		1630	FORD F350 W/SERVICE BODY	Pickups and Lig	12	80,000	4%	0.5	Gov	10%	2,961	010-5112	100%	2011	29,613	81,000	2023	44,450											
1.3	PARK DIVISION		1632	JOHN DEERE TRACTOR BACKL	Backhoes	29	5,000	4%	0.5	Gov	15%	2,813	010-5112	100%	1994	18,750	55	2023	55,662											
1.3	PARK DIVISION		1671	TORO 5900 16' MOWER	Mowers/Riding	10	3,000	4%	0.5	Gov	15%	11,947	010-5112	100%	2013	79,649	3,300	2023	105,953										162,573	
1.3	PARK DIVISION		1676	TORO 5900 16' MOWER	Mowers/Riding	10	7,000	4%	0.5	Gov	15%	11,947	010-5112	100%	2013	79,649	3,800	2023	105,953										162,573	
1.3	PARK DIVISION		1607	FORD RANGER 4X4	Pickups and Lig	23	100,000	1%	1.0	Gov	40%	1,105	240	100%	2001	2,762	42,000	2024		2,367										
1.3	PARK DIVISION		1693	FORD RANGER EXT CAB PICKI	Pickups and Lig	16	100,000	1%	1.0	Gov	30%	1,200	010-4321	100%	2008	4,000	112000	2024		3,490										
1.3	PARK DIVISION		1692	FORD RANGER EXT CAB PICKI	Pickups and Lig	17	100,000	1%	1.0	Gov	30%	1,200	010-4321	100%	2007	4,000	93000	2024		3,537										
1.3	PARK DIVISION		1637	COMPRESSOR	Air Compressor	34	5,000	3%	0.5	Gov	10%	300	010-5112	100%	1990	3,000	2,500	2024		6,646										
1.3	PARK DIVISION		1674	Ditch Witch Tilt-bed trailer	Non Powered E	21	N/A	4%	0.5	Gov	10%	316	010-5112	100%	2003	3,161	6	2024		6,888										
1.3	PARK DIVISION		1642	BOBCAT UTILITY VEHICLE	ATV	10	3,000	3%	0.5	Gov	10%	739	010-5112	100%	2014	7,386	900	2024		9,188										
1.3	PARK DIVISION		1629	HOLLAND AERWAY AERATOR	Attachments/acc	24	N/A	4%	0.5	Gov	15%	715	010-5112	100%	2000	4,765	-	2024		11,499										
1.3	PARK DIVISION		1610	CHEVY 1500 2WD PICKUP	Pickups and Lig	19	80,000	4%	0.5	Gov	10%	1,347	0110-5112	100%	2005	13,470	67,000	2024		27,032										
1.3	PARK DIVISION		1903	SUL AIR AIR COMPRESSOR 18	Misc Const Equ	38	1,700	3%	0.5	Gov	14%	1,587	010-5141	100%	1986	11,339	2,850	2024		27,391										
1.3	PARK DIVISION		1622	FORD F150 EXT CAB PICKUP	Pickups and Lig	11	80,000	4%	0.5	Gov	10%	2,101	010-5112	100%	2013	21,010	42,000	2024		30,243										
1.3	PARK DIVISION		1930	WALKER 52" MOWER W/ATTCI	Mowers/Riding	6	3,000	4%	0.5	Gov	10%	2,727	010-5141	100%	2018	27,267	800	2024		31,775						40,929				
1.3	PARK DIVISION		1929	TORO WORKMAN HDX 4X4	Small Equipmer	8	3,000	4%	0.1	Gov	10%	2,574	010-5141	100%	2016	25,741	650	2024		32,654							45,638			
1.3	PARK DIVISION		1928	WALKER MOWER	Mowers/Riding	9	3,000	4%	0.5	Gov	15%	4,098	010-5114	100%	2015	27,321	1,700	2024		34,788									51,249	
1.3	PARK DIVISION		1624	TORO SPRAYER	MISC EQUIPME	16	7,000	5%	0.5	Gov	10%	1,700	010-5112	100%	2008	17,000	1,100	2024		35,409										
1.3	PARK DIVISION		1675	Ditch Witch	Misc Const Equ	21	7,000	4%	0.5	Gov	10%	1,830	010-5112	100%	2003	18,299	110	2024		39,868										
1.3	PARK DIVISION		1625	FORD F350 STAKE BED/HLIST	Pickups and Lig	13	80,000	4%	0.5	Gov	10%	2,935	010-5112	100%	2011	29,345	46,000	2024		45,927										
1.3	PARK DIVISION		1640	JOHN DEERE 5420 TRACTOR	Tractors	22	10,000	3%	0.5	Gov	10%	4,218	010-5112	100%	2002	42,184	1,150	2024		76,611										
1.3	PARK DIVISION		1020	FORD E450 PASSENGER VAN	BUS MISC	15	100,000	4%	1.0	Gov	10%	5,985	010-	100%	2009	59,853	30,000	2024		101,807										
1.3	PARK DIVISION	4	1023	FORD E450 PASSENGER VAN	BUS MISC	15	100,000	4%	1.0	Gov	10%	5,985	010-	100%	2009	59,853	43,000	2024		101,807										
1.3	PARK DIVISION		1906	JCB BACKHOE / LOADER	Loaders	27	7,000	5%	0.5	Gov	14%	4,830	010-5141	100%	1997	34,500	4,800	2024		123,974										
1.3	PARK DIVISION		1618	IHC 4700 W/VERSALIFT, OVER	Trucks Ariel Buc	24	8,000	4%	0.5	Gov	15%	14,285	010-5111	100%	2000	95,233	6,700	2024		229,826										
1.3	PARK DIVISION		3606	BOBCAT UTV 4X2 3200	UTV	10	3,000	3%	0.5	Gov	15%	1,119	150-112	100%	2015	7,462	910	2025			8,909									
1.3	PARK DIVISION		1680	TORO WORKMAN ATV	Small Equipmer	15	N/A	3%	0.5	Gov	5%	353	010-5112	100%	2010	7,064	2,000	2025			10,652									
1.3	PARK DIVISION		3610	BOBCAT UTV 4X4 W/ATTCHMI	UTV	10	3,000	3%	0.5	Gov	15%	3,205	150-112	100%	2015	21,365	1,010	2025			25,508									
1.3	PARK DIVISION		3601	CHEVY 1500 2WD PICKUP	Pickups and Lig	10	100,000	4%	0.5	Gov	15%	3,329	150-112	100%	2015	22,193	39,000	2025			29,522									
1.3	PARK DIVISION		3602	CHEVY 1500 2WD PICKUP	Pickups and Lig	10	100,000	4%	0.5	Gov	15%	3,329	150-112	100%	2015	22,193	39,000	2025			29,522									
1.3	PARK DIVISION		3618	FORD F150 X-CAB 2WD PICKL	Pickups and Lig	10	100,000	4%	0.5	Gov	10%	2,580	150-112	100%	2015	25,803	13,000	2025			35,614									
1.3	PARK DIVISION		1633	TURFTENDER TOP DRESSER	Attachments/acc	26	N/A	4%	0.5	Gov	15%	2,505	010-5112	100%	1999	16,700	-	2025		43,795										
1.3	PARK DIVISION		1641	CASE TRACTOR W/MOWER	Tractors	20	7,000	4%	0.5	Gov	5%	1,446	0110-5112	100%	2005	28,925	1,900	2025		61,932										
1.3	PARK DIVISION		3617	TORO 4100D TRIM MOWER	Mowers/Riding	10	6,000	4%	0.5	Gov	5%	2,737	150-112	100%	2015	54,742	2,050	2025		78,294										
1.3	PARK DIVISION		3615	TORO 5900 MOWER	Mowers/Riding	10	6,000	4%	0.5	Gov	5%	4,037	150-112	100%	2015	80,749	3,000	2025		115,491										
1.3	PARK DIVISION		3616	TORO 5900 MOWER	Mowers/Riding	10	6,000	4%	0.5	Gov	5%	4,037	150-112	100%	2015	80,749	2,750	2025		115,491										
1.3	PARK DIVISION		1612	CHEVY 3/4 TON PICKUP	Pickups and Lig	20	80,000	1%	0.5	Gov	15%	675	010-5112	100%	2006	4,500	95,000	2026				4,816								
1.3	PARK DIVISION		1634	PJ TILT BED TRAILER	TRAILERS	15	N/A	3%	0.5	Gov	10%	788	010-5112	100%	2011	7,876	-	2026			11,483									
1.3	PARK DIVISION		1914	JOHN DEERE GATOR	Small Equipmer	12	2,000	4%	0.5	Gov	12%	1,319	010-5141	100%	2014	10,995	650	2026			16,284									
1.3	PARK DIVISION		1697	CHEVY 1500 4X4 W/PLOW	TRUCKS OVER	12	100,000	3%	0.5	Gov	15%	4,857	010-5112	100%	2014	32,383	54,000	2026				41,313								
1.3	PARK DIVISION		1905	Chevy Colorado Ext cab pickup	PICKUPS & LT	15	100,000	4%	0.5	Gov	15%	2,677	010-5141	100%	2012	17,849	23,000	2027					29,468							
1.3	PARK DIVISION		1638	DODGE 1500 2WD LB PICKUP	Pickups and Lig	10	100000	4%	Gov	15%	3,376	010 5141	100%	2017	22,506	14,000	2027						29,938							
1.3	PARK DIVISION		1639	DODGE 1500 2WD LB PICKUP	Pickups and Lig	10	100000	4%	Gov	15%	3,376	010 5141	100%	2017	22,506	35,000	2027						29,938							
1.3	PARK DIVISION		1024	FORD RANGER 1/2 TON PICKU	Pickups and Lig	20	80,000	4%	0.5	Gov	15%	2,248	010-5114	100%	2007	14,989	43,000	2027			30,594									
1.3	PARK DIVISION		1605	FORD F250 4X4 W SNOWPLO	Pickups and Lig	10	100,000	4%	0.5	Gov	15%	3,835	150-112	100%	2017	25,565	15,000	2027			34,008									
1.3	PARK DIVISION		1651	DODGE 1500 4X4 XCAB	Pickups and Lig	10	100000	4%	Gov	15%	3,947	010 5141	100%	2017	26,313	16,000	2027			35,003										
1.3	PARK DIVISION		3603	FORD F250 4X4 W SNOWPLO	Pickups and Lig	12	100,000	4%	0.5	Gov	15%	5,387	150-112	100%	2015	35,911	60,000	2027			52,108									
1.3	PARK DIVISION		1691	FREIGHTLINER DUMP TRUCK	TRUCKS OVER	15	80,000	4%	0.5	Gov	15%	11,974	010-5112	100%	2012	79,825	20,000	2027			131,787									
1.3	PARK DIVISION		1694	FREIGHTLINER DUMP TRUCK	TRUCKS OVER	15	80,000	4%	0.5	Gov	15%	11,974	010-5112	100%	2012	79,825	22,000	2027			131,787									
1.3	PARK DIVISION		1654	Vermeer Stump Grinder	Misc Const Equ	25	2,500	4%	0.5	Gov	10%	15	010-5111	100%	2003	150	270	2028												
1.3	PARK DIVISION		3622</																											

FY 2023 Equipment Replacement Worksheets

Sub-totaled by Department

Sort	Department Name	Divisic	Unit.	Description	Equip Class	Life	Est.	Repl. Meter	Repl. %	col1	g/p	Salv. %	Salv. Amt	Fund	% Year	Fund	Purch. Cost	Current Meter	Repl. Year	2,023	2,024	2,025	2,026	2,027	2,028	2,029	2,030	2,031	2,032	2,033																				
1.3	PARK DIVISION		1649	TORO 4100D 16' MOWER	Mowers/Riding	10	3,000	4%	0.5	Gov	15%	8,965	010-5112	100%	2018	59,767	950	2028							79,505																									
1.3	PARK DIVISION		1647	TORO 5900 16' MOWER	Mowers/Riding	10	3,000	4%	0.5	Gov	15%	12,748	010-5112	100%	2018	84,984	850	2028							113,049																									
1.3	PARK DIVISION		1924	WALKER MOWER/SNOW BLOW MOWERS	MOWERS	9	3,000	4%	0.5	Gov	15%	3,156	010-5141	100%	2020	21,043	100	2029									26,794																							
1.3	PARK DIVISION		1636	DODGE RAM 1500 2WD REG C	Pickups and Lig	10	100,000	4%	0.5	Gov	10%	2,322	010-5112	100%	2019	23,220	7,300	2029								32,049																								
1.3	PARK DIVISION		1919	WALKER 52" RIDING MOWER	MOWERS	9	3,000	4%	0.5	Gov	15%	3,916	010-5141	100%	2020	26,106	100	2029								33,241																								
1.3	PARK DIVISION		3634	DODGE 1500 4X4 PICKUP	Pickups and Lig	10	100,000	4%	Gov	15%	3,761	010 5141	100%	2020	25,072	2,100	2030										33,352																							
1.3	PARK DIVISION		3612	TRU BURROW BLOCKER TRA	Trailers	15	N/A	4%	0.5	Gov	10%	1,990	150-112	100%	2015	19,895	0	2030									33,840																							
1.3	PARK DIVISION		1602	DODGE 1500 4X4 PICKUP	Pickups and Lig	10	100,000	4%	Gov	15%	4,832	010 5141	100%	2020	32,216	1,700	2030									42,855																								
1.3	PARK DIVISION		1627	IHC PACMAC GARBAGE	Trucks Refuse	10	10,000	4%	Gov	10%	13,203	010 5141	100%	2020	132,033	800	2030									182,238																								
1.3	PARK DIVISION		3621	NORTHSTAR	MISC EQUIPME	15	N/A	3%	1.0	Gov	10%	740	010-5112	100%	2016	7,400	80	2031									10,789																							
1.3	PARK DIVISION		1678	TORO MOWER	Mowers/Riding	21	3,000	3%	0.5	Gov	10%	1,796	010-5112	100%	2011	17,964	1,700	2032											28,376																					
1.3	PARK DIVISION		1644	TORO PROCORE AERATOR	Pickups and Lig	15	10,000	4%	Gov	10%	3,454	010 5141	100%	2017	34,538	-	2032												58,747																					
1.3	PARK DIVISION		1660	DODGE RAM 5500 2WD	Pickups and Lig	12	100,000	4%	Gov	15%	6,793	010 5141	100%	2020	45,287	700	2032												65,713																					
1.3	PARK DIVISION		1614	FORD F250 PICKUP W/PLOW	PICKUPS & LT	10	80,000	4%	0.5	Gov	15%	4,868	010-5112	100%	2012	32,453	90,000	2022											66,241																					
1.3	PARK DIVISION		1643	WIEDENMAN LAWN	Small Equipmer	15	100,000	4%	Gov	10%	4,218	010 5141	100%	2017	42,175	-	2032												71,737																					
1.3	PARK DIVISION		1684	CAT 908H WHEEL LOADER	LOADERS	20	7,000	4%	0.5	Gov	15%	12,939	010-5112	100%	2012	86,258	2,900	2032											176,063																					
1.3	PARK DIVISION		1635	BOBCAT TRACK LOADER	Loaders	15	7,000	4%	0.5	Gov	15%	8,570	010-5114	100%	2018	57,133	350	2033												94,323																				
1.3	PARK DIVISION		1617	FREIGHTLINER SERIAL MANLI	Trucks aerial bu	15	7,000	4%	0.5	Gov	15%	21,932	010-5114	100%	2019	146,213	700	2034																																
1.3	PARK DIVISION		1028	MOBIL SOUND STAGE TRAILER	Non Powered Ei	30	N/A	4%	1.0	Gov	10%	8,183	640	100%	2004	81,829	-	2034																																
1.3	PARK DIVISION		3608	PJ TILT BED TRAILER	Trailers	20	N/A	3%	0.5	Gov	15%	774	150-112	100%	2015	5,161	0	2035																																
1.3	PARK DIVISION		3609	PJ TILT BED TRAILER	Trailers	20	N/A	3%	0.5	Gov	15%	774	150-112	100%	2015	5,161	0	2035																																
1.3	PARK DIVISION		3613	VERMEER BRUSH CHIPPER	Misc	20	7,000	4%	0.5	Gov	10%	3,878	150-112	100%	2015	38,779	550	2035																																
1.3	PARK DIVISION		1620	JOHN DEERE Z997 RIDING MO	Mowers/Riding	14	3,000	5%	0.5	Gov	15%	1,785	010-5112	100%	2008	11,900	2,100	2022																																
1.3	PARK DIVISION		3630	B-B 20' Tiltbed Trailer	Trailers	20	N/A	3%	0.5	Gov	15%	1,254	010-5114	100%	2018	8,363	20	2038																																
1.3	PARK DIVISION	5	1611	CHEVY 1500 2WD PICKUP	Pickups and Lig	17	80,000	4%	0.5	Gov	10%	1,347	0110-5112	100%	2005	13,470	105,000	2022																																
1.3	PARK DIVISION		1650	IHC TRUCK WITH BOX HOIST	Trucks over 1 to	40	80,000	5%	0.5	Gov	10%	4,269	010-5111	100%	2001	42,685	16,000	2041																																
1.3	PARK DIVISION		1631	JOHN DEERE 5420 TRACTOR	Tractors	20	10,000	3%	0.5	Gov	10%	2,938	010-5112	100%	2002	29,381	6,800	2022																																
1.3	PARK DIVISION		1026	FORD 1/2 TON PICKUP WHITE	Pickups and Lig	25	80,000	4%	0.5	Gov	15%	2,160	010-5114	100%	1997	14,397	72,000	2022																																
1.3	PARK DIVISION		1603	FORD HI-CUBE VAN	Trucks over 1 to	28	60,000	4%	1.0	Gov	50%	1,113	150-112	100%	1994	2,225	13,500	2022																																
1.3	PARK DIVISION		1687	TURF SWEEPER	Misc Const Equ	28	3,000	4%	0.5	Gov	15%	1,969	010-5112	100%	1994	13,125	750	2022																																
1.3	PARK DIVISION		1907	CHEVY 1T DUMP TRK W/PLOW	Pickups and Lig	23	70,000	3%	0.5	Gov	14%	3,517	010-5141	100%	1999	25,123	26,000	2022																																
5	PARK DIVISION		7808	IR COMPRESSOR	Misc Const Equ	15		3%	2.4	Gov	15%	2,835	513	100%	2010	18,900	650	2025								26,611																								
PARK DIVISION Total																				414,971	982,728	581,342	73,896	504,631	532,491	92,085	333,214	10,789	512,515	509,794																				
5.1	PARKING		1964	BOBCAT UTV W/PLOW & BRO	UTV	9	3,000	4%	0.5	Ent	15%	3,723	521	100%	2015	24,819	3,200	2024																																
5.1	PARKING		1965	BOBCAT UTV W/PLOW & BRO	UTV	9	3,000	4%	1.0	Ent	15%	3,723	521	100%	2015	24,819	2,500	2024																																
5.1	PARKING		1960	ADVANCE SWEEPER	SWEEPERS	14	7,000	5%	2.5	Ent	10%	3,440	524	100%	2010	34,395	450	2024																																
5.1	PARKING		1967	CY-CORP TRAILER	USED FO Non Powered Ei	37	0	3%	2.5	Ent	20%	110	524	25%	1988	548	-	2025																																
5.1	PARKING		1967	CY-CORP TRAILER	USED FO Non Powered Ei	37	0	3%	2.5	Ent	20%	110	522	25%	1988	548	-	2025																																
5.1	PARKING		1967	CY-CORP TRAILER	USED FO Non Powered Ei	37	0	3%	2.5	Ent	20%	110	523	25%	1988	548	-	2025																																
5.1	PARKING		1967	CY-CORP TRAILER	USED FO Non Powered Ei	37	0	3%	2.5	Ent	20%	110	524	25%	1988	548	-	2025																																
5.1	PARKING		1961	JOHN DEERE X700 ULTIMATE	Small Equipmer	19		3%	2.5	Ent	15%	774	522	33%	2006	5,162	525	2025																																
5.1	PARKING		1961	JOHN DEERE X700 ULTIMATE	Small Equipmer	19		3%	2.5	Ent	15%	774	523	33%	2006	5,162	525	2025																																
5.1	PARKING	1	1961	JOHN DEERE X700 ULTIMATE	Small Equipmer	19		3%	2.5	Ent	15%	798	524	34%	2006	5,318	525	2025																																
5.1	PARKING		1969	GMC SONOMA 4X4 PICKUP	Pickups and Lig	29	80,000	3%	2.5	Ent	15%	2,380	521	100%	1996	15,868	85,000	2025																																
5.1	PARKING		1972	FORD F150 4X4 PICKUP	Pickups and Lig	16	100,000	4%	2.5	Ent	10%	2,128	522	100%	2011	21,275	33,000	2027																																
5.1	PARKING		1962	GO-4 PARKING VEHICLE	CUSHMAN & Ei	15	40,000	1%	0.5	Ent	10%	2,492	521	100%	2007	24,923	39,000	2022																																
PARKING Total																				-	127,865	66,201	-	37,720	-	-	-	-	-	-	-	-	-	-	-	-	-	-	-	-	-	-	-	-	-	-	-	-	-	93,112
2.2	POLICE DEPT		1512	FORD FUSION 4 DOOR	Autos - General	13	100,000	4%	1.0	Gov	10%	1,524	150-21	100%	2010	15,242	83,000	2023																																
2.2	POLICE DEPT		1435	FORD INTERCEPTOR	Police Patrol Ca	6	100,000	4%	1.0	GOV	15%	4,134	150 2	100%	2017	27,561	86,000	2023																																
2.2	POLICE DEPT		1441	FORD INTERCEPTOR	Police Patrol Ca	6	100,000	4%	1.0	GOV	15%	4,134	150 2	100%	2017	27,561	90,000	2023																																
2.2	POLICE DEPT		1423	FORD INTERCEPTOR	Police Patrol Ca	7	100,000	4%	1.0	Gov	10%	2,749	150-21	100%	2016	27,488	88,000	2023																																
2.2	POLICE DEPT		1426	FORD INTERCEPTOR	Police Patrol Ca	7	100,000	4%	1.0	Gov	10%	2,749	150-21	100%	2016	27,488	91,000	2023																																
2.2	POLICE DEPT		1428	FORD INTERCEPTOR	Police Patrol Ca	7	100,000	4%	1.0	Gov	10%	2,749	150-21	100%	2016	27,488	85,000	2023																																
2.2	POLICE DEPT		1567	Ford F150 4x4 crew cab pickup	Police Patrol Ca	12	100,000	4%	1.0	Gov	10%	2,751	150-21	100%	2011	27,512	103,000	2023																																
2.2	POLICE DEPT		1569	Ford F150 4x4 crew cab pickup	Police Patrol Ca	12	100,000	4%	1.0	Gov	10%	2,751	150-21</																																					

FY 2023 Equipment Replacement Worksheets

Sub-totaled by Department

Sort	Department Name	Divisic	Unit.	Description	Equip Class	Est. Life	Repl. Meter	Repl. %	col1	g/p	Salv. %	Salv. Amt	Fund	Fund %	Year	Purch. Cost	Current Meter	Repl. Year	2,023	2,024	2,025	2,026	2,027	2,028	2,029	2,030	2,031	2,032	2,033
2.2	POLICE DEPT	2	1533	FORD FUSION 4 DOOR	Autos - General	15	100,000	4%	1.0	Gov	10%	1,885	150-21	100%	2009	18,850	81,000	2024											
2.2	POLICE DEPT		1434	FORD INTERCEPTOR	Police Patrol Ca	7	100000	4%	1.0	GOV	15%	4,134	150 2	100%	2017	27,561	75,000	2024									43,593		
2.2	POLICE DEPT		1436	FORD INTERCEPTOR	Police Patrol Ca	7	100000	4%	1.0	GOV	15%	4,134	150 2	100%	2017	27,561	80,000	2024									43,593		
2.2	POLICE DEPT		1438	FORD INTERCEPTOR	Police Patrol Ca	7	100000	4%	1.0	GOV	15%	4,134	150 2	100%	2017	27,561	75,000	2024									43,593		
2.2	POLICE DEPT		3414	FORD INTERCEPTOR UTILITY	Police Patrol Ca	9	100,000	3%	1.0	Gov	15%	4,245	150-21	100%	2015	28,299	57,000	2024											43,932
2.2	POLICE DEPT		1495	CHEVY MALIBU	Autos - General	16	100,000	5%	1.0	Gov	15%	2,440	150-2	100%	2008	16,264	56,000	2024											
2.2	POLICE DEPT		1498	CHEVY MALIBU	Autos - General	17	80,000	5%	1.0	Gov	10%	1,538	150-21	100%	2007	15,379	76,000	2024											
2.2	POLICE DEPT		1500	CHEVY MALIBU	Autos - General	17	80,000	5%	1.0	Gov	10%	1,538	150-21	100%	2007	15,379	88,000	2024											
2.2	POLICE DEPT		1492	FORD TAURUS	Autos General L	18	100,000	5%	1.0	Gov	15%	2,273	150-21	100%	2006	15,150	54,000	2024											
2.2	POLICE DEPT		1494	FORD TAURUS	Autos General L	18	100,000	5%	1.0	Gov	15%	2,273	150-21	100%	2006	15,150	84,000	2024											
2.2	POLICE DEPT		1528	FORD E250 PRISONER TRANS	Pickups and Lig	13	100,000	4%	1.0	Gov	10%	2,194	150-21	100%	2011	21,937	53,000	2024											
2.2	POLICE DEPT		1424	FORD INTERCEPTOR	Police Patrol Ca	8	100,000	4%	1.0	Gov	10%	2,749	150-21	100%	2016	27,488	75,000	2024										48,736	
2.2	POLICE DEPT		1427	FORD INTERCEPTOR	Police Patrol Ca	8	100,000	4%	1.0	Gov	10%	2,749	150-21	100%	2016	27,488	82,000	2024									48,736		
2.2	POLICE DEPT		1429	FORD INTERCEPTOR	Police Patrol Ca	8	100,000	4%	1.0	Gov	10%	2,749	150-21	100%	2016	27,488	86,000	2024									48,736		
2.2	POLICE DEPT		1504	FORD FUSION 4 DOOR	Autos - General	15	100,000	5%	1.0	Gov	10%	1,885	150-21	100%	2009	18,850	83,000	2024											
2.2	POLICE DEPT		1568	Ford F150 4x4 crew cab pickup	Police Patrol Ca	13	100,000	4%	1.0	Gov	10%	2,751	150-21	100%	2011	27,512	8,100	2024			43,058								
2.2	POLICE DEPT	3	1593	HURD BOMB TRAILER	Non Powered Ei	30	N/A	3%	1.0	Gov	20%	-	150-21	100%	1995	0	-	2025											
2.2	POLICE DEPT		1501	CHEVY MALIBU	Autos - General	12	100,000	4%	1.0	Gov	10%	2,043	150-21	100%	2013	20,429	51,500	2025				30,665							
2.2	POLICE DEPT		1508	CHEVY MALIBU	Autos - General	12	100,000	4%	1.0	Gov	10%	2,043	150-21	100%	2013	20,429	55,000	2025				30,665							
2.2	POLICE DEPT		1514	CHEVY MALIBU	Autos - General	12	100,000	4%	1.0	Gov	10%	2,043	150-21	100%	2013	20,429	71,000	2025				30,665							
2.2	POLICE DEPT		1437	FORD INTERCEPTOR	Police Patrol Ca	8	100000	4%	1.0	GOV	15%	4,134	150 2	100%	2017	27,561	38,000	2025											47,487
2.2	POLICE DEPT		1440	FORD INTERCEPTOR	Police Patrol Ca	8	100000	4%	1.0	GOV	15%	4,134	150 2	100%	2017	27,561	41,000	2025											47,487
2.2	POLICE DEPT		1442	FORD INTERCEPTOR	Police Patrol Ca	8	100000	4%	1.0	GOV	15%	4,134	150 2	100%	2017	27,561	67,000	2025											47,487
2.2	POLICE DEPT		1443	FORD INTERCEPTOR	Police Patrol Ca	8	100000	4%	1.0	GOV	15%	4,134	150 2	100%	2017	27,561	64,000	2025											47,487
2.2	POLICE DEPT		1444	FORD INTERCEPTOR	Police Patrol Ca	8	100000	4%	1.0	GOV	15%	4,134	150 2	100%	2017	27,561	42,000	2025											47,487
2.2	POLICE DEPT		1445	FORD INTERCEPTOR	Police Patrol Ca	8	100000	4%	1.0	GOV	15%	4,134	150 2	100%	2017	27,561	24,000	2025											47,487
2.2	POLICE DEPT		1446	FORD INTERCEPTOR	Police Patrol Ca	8	100000	4%	1.0	GOV	15%	4,192	150 2	100%	2017	27,946	65,000	2025											48,150
2.2	POLICE DEPT		1450	FORD INTERCEPTOR	Police Patrol Ca	7	100,000	4%	1.0	Gov	6%	1,652	150-21	100%	2018	27,533	17,000	2025										46,026	
2.2	POLICE DEPT		1451	FORD INTERCEPTOR	Police Patrol Ca	7	100,000	4%	1.0	Gov	6%	1,652	150-21	100%	2018	27,533	19,000	2025										46,026	
2.2	POLICE DEPT		1452	FORD INTERCEPTOR	Police Patrol Ca	7	100,000	4%	1.0	Gov	6%	1,652	150-21	100%	2018	27,533	15,000	2025										46,026	
2.2	POLICE DEPT		1453	FORD INTERCEPTOR	Police Patrol Ca	7	100,000	4%	1.0	Gov	6%	1,652	150-21	100%	2018	27,533	12,000	2025										46,026	
2.2	POLICE DEPT		1454	FORD INTERCEPTOR	Police Patrol Ca	7	100,000	4%	1.0	Gov	6%	1,652	150-21	100%	2018	27,533	140,000	2025										46,026	
2.2	POLICE DEPT		1456	FORD INTERCEPTOR	Police Patrol Ca	7	100,000	4%	1.0	Gov	6%	1,652	150-21	100%	2018	27,533	15,000	2025										46,026	
2.2	POLICE DEPT		1425	FORD INTERCEPTOR	Police Patrol Ca	9	100,000	4%	1.0	Gov	10%	2,749	150-21	100%	2016	27,488	39,000	2025											36,375
2.2	POLICE DEPT		1430	FORD INTERCEPTOR	Police Patrol Ca	9	100,000	4%	1.0	Gov	10%	2,749	150-21	100%	2016	27,488	62,000	2025										36,375	
2.2	POLICE DEPT		1431	FORD INTERCEPTOR	Police Patrol Ca	9	100,000	4%	1.0	Gov	10%	2,756	150-21	100%	2016	27,561	67,000	2025										36,472	
2.2	POLICE DEPT		1433	FORD INTERCEPTOR	Police Patrol Ca	9	100,000	4%	1.0	Gov	10%	2,756	150-21	100%	2016	27,561	38,000	2025										36,472	
2.2	POLICE DEPT		1455	FORD INTERCEPTOR	Police Patrol Ca	7	100,000	4%	1.0	Gov	6%	1,902	150-21	100%	2018	31,706	36,000	2025										53,002	
2.2	POLICE DEPT		1408	FORD F150 4X4 SUPERCREW	Police Patrol Ca	11	100,000	4%	1.0	Gov	15%	4,553	150-21	100%	2014	30,350	75,000	2025										42,170	
2.2	POLICE DEPT		1410	FORD F150 4X4 SUPERCREW	Police Patrol Ca	11	100,000	4%	1.0	Gov	15%	4,553	150-21	100%	2014	30,350	70,000	2025										42,170	
2.2	POLICE DEPT		1497	FORD FUSION	Autos - General	10	100,000	4%	1.0	Gov	15%	2,826	150-21	100%	2016	18,840	45,000	2026				25,062							
2.2	POLICE DEPT		1457	FORD INTERCEPTOR	Police Patrol Ca	7	110000	4%	1.0	GOV	10%	2,753	150 2	100%	2019	27,533	13,000	2026											44,925
2.2	POLICE DEPT		1458	FORD INTERCEPTOR	Police Patrol Ca	7	110000	4%	1.0	GOV	10%	2,753	150 2	100%	2019	27,533	21,000	2026										44,925	
2.2	POLICE DEPT		1459	FORD INTERCEPTOR	Police Patrol Ca	7	110000	4%	1.0	GOV	10%	2,753	150 2	100%	2019	27,533	15,000	2026										44,925	
2.2	POLICE DEPT		1460	FORD INTERCEPTOR	Police Patrol Ca	7	110000	4%	1.0	GOV	10%	2,753	150 2	100%	2019	27,533	6,000	2026										33,478	
2.2	POLICE DEPT		1461	FORD INTERCEPTOR	Police Patrol Ca	7	110000	4%	1.0	GOV	10%	2,753	150 2	100%	2019	27,533	15,000	2026										33,478	
2.2	POLICE DEPT		1462	FORD INTERCEPTOR	Police Patrol Ca	7	110000	4%	1.0	GOV	10%	2,753	150 2	100%	2019	27,533	13,000	2026										33,478	
2.2	POLICE DEPT		1439	FORD INTERCEPTOR	Police Patrol Ca	9	100000	4%	1.0	GOV	15%	4,134	150 2	100%	2017	27,561	53,000	2026										35,094	
2.2	POLICE DEPT		1448	FORD INTERCEPTOR	Police Patrol Ca	8	100,000	4%	1.0	Gov	6%	1,737	150-21	100%	2018	28,944	35,000	2026										37,875	
2.2	POLICE DEPT		1463	FORD INTERCEPTOR UTILITY	Police Patrol Ca	7	110000	4%	1.0	GOV	10%	3,171	150 2	100%	2019	31,706	18,000	2026										38,552	
2.2	POLICE DEPT		1542	FORD INTERCEPTOR UTILITY	Police Patrol Ca	7	110000	4%	1.0	GOV	10%	3,171	150 2	100%	2019	31,706	17,000	2026										38,552	51,734
2.2	POLICE DEPT		1547	FORD INTERCEPTOR UTILITY	Police Patrol Ca	7	110000	4%	1.0	GOV	10%	3,171	150 2	100%	2019	31,706	9,400	2026										38,552	51,734
2.2	POLICE DEPT		1409	FORD F150 4X4 SUPERCREW	Police Patrol Ca	12	100,000	4%	1.0	Gov	15%	4,553	150-21	100%	2014	30,350	54,000	2026				44,039							
2.2	POLICE DEPT		1506	FORD FUSION SILVER	Autos - General	12	100,000	3%	1.0	Gov	10%	1,806	150-21	100%	2015	18,060	61,000	2027										23,943	
2.2	POLICE DEPT		1516	FORD FUSION BLUE	Autos - General	12	100,000	3%	1.0	Gov	10%	1,806	150-21	100%	2015	18,060	48,000	2027										23,943	
2.2	POLICE DEPT		1518	FORD FUSION																									

FY 2023 Equipment Replacement Worksheets

Sub-totaled by Department

Sort	Department Name	Divisic	Unit.	Description	Equip Class	Est. Life	Repl. Meter	Repl. %	col1	g/p	Salv. %	Salv. Amt	Fund	% Year	Fund	Purch. Cost	Current Meter	Repl. Year	2,023	2,024	2,025	2,026	2,027	2,028	2,029	2,030	2,031	2,032	2,033					
2.2	POLICE DEPT		1470	FORD INTERCEPTOR AWD SU	POLICE PATRC	7	100,000	4%	1.0	Gov	15%	5,394	150-2	100%	2020	35,962	15	2027												41,929				
2.2	POLICE DEPT		1471	FORD INTERCEPTOR AWD SU	POLICE PATRC	7	100,000	4%	1.0	Gov	15%	5,394	150-2	100%	2020	35,962	15	2027												41,929				
2.2	POLICE DEPT		1472	FORD INTERCEPTOR AWD SU	POLICE PATRC	7	100,000	4%	1.0	Gov	15%	5,394	150-2	100%	2020	35,962	15	2027												41,929				
2.2	POLICE DEPT		1473	FORD INTERCEPTOR AWD SU	POLICE PATRC	7	100,000	4%	1.0	Gov	15%	5,394	150-2	100%	2020	35,962	15	2027												41,929				
2.2	POLICE DEPT		1474	FORD INTERCEPTOR AWD SU	POLICE PATRC	7	100,000	4%	1.0	Gov	15%	5,394	150-2	100%	2020	35,962	15	2027												41,929				
2.2	POLICE DEPT		1475	FORD INTERCEPTOR AWD SU	POLICE PATRC	7	100,000	4%	1.0	Gov	15%	5,394	150-2	100%	2020	35,962	15	2027												41,929				
2.2	POLICE DEPT		1476	FORD INTERCEPTOR AWD SU	POLICE PATRC	7	100,000	4%	1.0	Gov	15%	5,394	150-2	100%	2020	35,962	15	2027												41,929				
2.2	POLICE DEPT		1477	FORD INTERCEPTOR AWD SU	POLICE PATRC	7	100,000	4%	1.0	Gov	15%	5,394	150-2	100%	2020	35,962	15	2027												41,929				
2.2	POLICE DEPT		1478	FORD INTERCEPTOR AWD SU	POLICE PATRC	7	100,000	4%	1.0	Gov	15%	5,394	150-2	100%	2020	35,962	15	2027												41,929				
2.2	POLICE DEPT		1519	FORD F150 CREWCAB	Pickups and Lig	10	100,000	4%	1.0	Gov	6%	1,865	150-21	100%	2018	31,091	45,000	2028						44,157										
2.2	POLICE DEPT		1411	FORD INTERCEPTOR	Police Patrol Ca	7	100,000	4%	1.0	Gov	10%	2,721	150-21	100%	2015	27,207	112,000	2022												46,545				
2.2	POLICE DEPT		1412	FORD INTERCEPTOR	Police Patrol Ca	7	100,000	4%	1.0	Gov	10%	2,721	150-21	100%	2015	27,207	105,000	2022												46,545				
2.2	POLICE DEPT		1413	FORD INTERCEPTOR	Police Patrol Ca	7	100,000	4%	1.0	Gov	10%	2,721	150-21	100%	2015	27,207	98,000	2022												46,545				
2.2	POLICE DEPT		1414	FORD INTERCEPTOR	Police Patrol Ca	7	100,000	4%	1.0	Gov	10%	2,721	150-21	100%	2015	27,207	105,000	2022												46,545				
2.2	POLICE DEPT		1416	FORD INTERCEPTOR	Police Patrol Ca	7	100,000	4%	1.0	Gov	10%	2,721	150-21	100%	2015	27,207	99,000	2022												46,545				
2.2	POLICE DEPT		1417	FORD INTERCEPTOR	Police Patrol Ca	7	100,000	4%	1.0	Gov	10%	2,721	150-21	100%	2015	27,207	95,000	2022												46,545				
2.2	POLICE DEPT		1420	FORD INTERCEPTOR	Police Patrol Ca	7	100,000	4%	1.0	Gov	10%	2,721	150-21	100%	2015	27,207	98,000	2022												46,545				
2.2	POLICE DEPT		1422	FORD INTERCEPTOR	Police Patrol Ca	7	100,000	4%	1.0	Gov	10%	2,721	150-21	100%	2015	27,207	101,000	2022												46,545				
2.2	POLICE DEPT		1502	NISSAN ALTIMA 4DR AWD SEC	Autos - General	10	100,000	4%	1.0	Gov	15%	3,285	150-2	100%	2020	21,903	500	2030												29,136				
2.2	POLICE DEPT		1507	NISSAN ALTIMA 4DR AWD SEC	Autos - General	10	100,000	4%	1.0	Gov	15%	3,285	150-2	100%	2020	21,903	2,000	2030												29,136				
2.2	POLICE DEPT		1513	NISSAN ALTIMA 4DR AWD SEC	Autos - General	10	100,000	4%	1.0	Gov	15%	3,285	150-2	100%	2020	21,903	1,000	2030												29,136				
2.2	POLICE DEPT		1517	NISSAN ALTIMA 4DR AWD SEC	Autos - General	10	100,000	4%	1.0	Gov	15%	3,285	150-2	100%	2020	21,903	600	2030												29,136				
2.2	POLICE DEPT		1521	NISSAN ALTIMA 4DR AWD SEC	Autos - General	10	100,000	4%	1.0	Gov	15%	3,285	150-2	100%	2020	21,903	500	2030												29,136				
2.2	POLICE DEPT		1404	FORD INTERCEPTOR	Police Patrol Ca	8	100,000	3%	1.0	Gov	6%	1,632	150-21	100%	2014	27,207	110,000	2022												44,746				
2.2	POLICE DEPT		1406	FORD INTERCEPTOR	Police Patrol Ca	8	100,000	3%	1.0	Gov	6%	1,632	150-21	100%	2014	27,207	112,000	2022												44,746				
2.2	POLICE DEPT		1407	FORD INTERCEPTOR	Police Patrol Ca	8	100,000	3%	1.0	Gov	6%	1,632	150-21	100%	2014	27,207	118,000	2022												44,746				
2.2	POLICE DEPT		2 PD2004	Cyvac	Non Powered Ei	30	N/A	3%	1.0	Gov	0%	-	150-21	100%	2000	22,195	#N/A	2030												53,873				
2.2	POLICE DEPT		1537	RADAR TRAILER	Non Powered Ei	30	N/A	4%	1.0	Gov	13%	1,932	150-21	100%	2001	14,860	-	2031												46,265				
2.2	POLICE DEPT		1572	FORD POLICE INTERCEPTOR	POLICE PATRC	9	100,000	4%	1.0	gov	10%	2,662	150-21	100%	2013	26,615	124,000	2022												47,537				
2.2	POLICE DEPT		1538	RADAR TRAILER	Non Powered Ei	30	N/A	4%	1.0	Gov	13%	-	150-21	100%	2003	0	-	2033												-				
2.2	POLICE DEPT		1596	FORD TRANSIT SWAT VAN	Vans	15	100,000	4%	1.0	Gov	6%	2,296	150-21	100%	2018	38,265	1,280	2033												66,617				
2.2	POLICE DEPT		1535	GMC TOPKICK BOMB TRUCK	Trucks over 1 tc	25	100,000	4%	1.0	Gov	10%	-	150-21	100%	2009	0	7,000	2034												-				
2.2	POLICE DEPT		1590	NABCO BOMB TRAILER	Non Powered Ei	30	N/A	5%	1.0	Gov	13%	-	150-21	100%	2004	0	-	2034												-				
2.2	POLICE DEPT		1597	KENWORTH CSI VAN	Trucks over 1 tc	25	100,000	4%	1.0	Gov	10%	-	150-21	100%	2009	0	920	2034												-				
2.2	POLICE DEPT		1	1598	CHARMAC ROBOT TRAIER	Non Powered Ei	30	N/A	4%	1.0	Gov	13%	-	150-21	100%	2004	0	-	2034												-			
2.2	POLICE DEPT		1496	CHEVY MALIBU	Autos - General	14	100,000	5%	1.0	Gov	15%	2,440	150-2	100%	2008	16,264	93,000	2022												-				
POLICE DEPT Total																			268,197	624,210	804,890	458,596	789,967	44,157	452,341	468,347	224,580	475,367	868,374					
30	PW ADMIN		3091	FORD FUSION	Autos - General	10	100,000	4%	0.5	Ent	15%	2,826	660	100%	2016	18,840	16,000	2026												-				
30	PW ADMIN		4	1090	FORD FUSION 4 DOOR	Autos - General	12	100,000	4%	0.5	Ent	15%	2,741	010-3141	100%	2014	18,274	19,500	2026												-			
PW ADMIN Total																			-	-	-	51,578	-	-	-	-	-	-	-					
5	PW BELKNAP		3	7350	FORD F150 4X2 SUPERCAB	Pickups and Lig	23	80,000	2%	2.4	Ent	15%	383	503	100%	2000	2,552	85,000	2023												3,641			
5	PW BELKNAP		4	7405	CHEVY COLORADO PICKUP	Pickups and Lig	11	100,000	4%	2.4	Ent	15%	2,677	503	100%	2012	17,849	112,000	2023												24,800			
5	PW BELKNAP		7109	FORD F250 SRW 4X4 REG CA	Pickups and Lig	8	100,000	4%	2.4	Ent	15%	4,439	502	100%	2015	29,592	71,000	2023												36,060				
5	PW BELKNAP		7101	FORD F250 PICKUP W/SERVIC	Pickups and Lig	14	100,000	4%	2.4	Ent	15%	3,605	503	100%	2009	24,035	69,000	2023												38,016				
5	PW BELKNAP		7411	WACHS VAC & VALVE OPERAT	MISC EQUIP	11	N/A	4%	2.4	ent	5%	1,558	503	100%	2012	31,168	320	2023												46,423				
5	PW BELKNAP		4	7476	CAT SKID STEER LOADER	Misc Const Equ	23	2,000	4%	2.4	Ent	15%	4,901	503	50%	2000	32,675	2,400	2023												75,633			
5	PW BELKNAP		7476	CAT SKID STEER LOADER	Misc Const Equ	23	2,000	4%	2.4	Ent	15%	4,901	513	50%	2000	32,675	2,400	2023												75,633				
5	PW BELKNAP		4	7436	JOHN DEERE 710D BACKHOE	Backhoes	24	7,000	4%	2.4	Ent	15%	18,222	503	100%	1999	121,480	4,600	2023												293,168			
2.2	PW BELKNAP		7120	CHEVY MALIBU	Autos - General	16	100,000	4%	1.0	Ent	15%	383	150-2	100%	2008	2,550	100,500	2024												4,394				
5	PW BELKNAP		3	7345	30' DREDGE TRAILER	Non Powered Ei	21	N/A	4%	2.4	Ent	5%	150	503	100%	2003	3,000	10	2024												6,686			
5	PW BELKNAP		2	7908	TRAILER	TRAILERS	11	N/A	4%	2.4	Ent	10%	545	513	100%	2013	5,450	3	2024												7,845			
5	PW BELKNAP		7106	FORD RANGER REG CAB PICK	Pickups and Lig	13	100,000	3%	2.4	Ent	15%	2,187	513	100%	2011	14,577	35,000	2024													19,220			
5	PW BELKNAP		1	7530	TOWMASTER 20' TRAILER	Non Powered Ei	17		4%	2.4	Ent	15%	1,613	503	100%	2007	10,750	10	2024												19,327			
5	PW BELKNAP		7201	FORD FUSION 4 DOOR	Autos - General	13	100,000	3%	2.4	Ent	15%	2,723	513	100%	2011	18,150	67,000	2024													23,931			
5	PW BELKNAP		2	7417	FORD F150 2WD EXT CAB PICI	Pickups and Lig	11	100,000	4%	2.4	Ent	15%	3,152	513	100%	2013	21,010	19,000	2024												29,192			
5	PW BELKNAP		2	7111	FORD TRANSIT CONNECT	VANS	11	100,000	4%	2.4	Ent																							

FY 2023 Equipment Replacement Worksheets

Sub-totaled by Department

Sort	Department Name	Divisic	Unit.	Description	Equip Class	Est. Life	Repl. Meter	Repl. %	col1	g/p	Salv. %	Salv. Amt	Fund	Fund %	Year	Purch. Cost	Current Meter	Repl. Year	2,023	2,024	2,025	2,026	2,027	2,028	2,029	2,030	2,031	2,032	2,033	
5	PW BELKNAP		7540	FORD F250 4X4 EXTCAB WITH PICKUPS AND LIG	Pickups and Lig	10	100,000	4%	0.5	Ent	10%	6,599	502	100%	2019	65,987	1,000	2029							91,078					
5	PW BELKNAP	4	7484	FREIGHTLINER 12YD DUMP	Trucks over 1 tc	10	100,000	4%	2.4	Ent	15%	22,092	513	100%	2019	147,277	950	2029							195,914					
5	PW BELKNAP		7801	JOHN DEERE GATOR	ATV	10		4%	2.4	Ent	15%	1,500	513	100%	2020	10,000		2030												
5	PW BELKNAP		7115	NISSAN ALTIMA 4DR AWD SEC	Autos - General	10	100,000	4%	2.4	Ent	15%	3,285	513	100%	2020	21,903	20	2030											29,136	
5.5	PW BELKNAP		3090	FORD TRANSIT CONNECT VAN	Vans	15	100,000	3%	1.0	Ent	15%	3,268	660	100%	2015	21,784	14,000	2030											30,671	
5	PW BELKNAP		7846	DODGE 1500 4X4 PICKUP	Pickups and Lig	10	100,000	5%	3.1	Ent	35%	8,775	601	100%	2020	25,072	150	2030											33,246	
30	PW BELKNAP	4	7319	CHEVY MALIBU 4DR SEDAN	Autos - General	30	80,000	4%	0.5	Ent	15%	2,299	660	100%	2000	15,324	55,000	2030											47,404	
5	PW BELKNAP		7355	DODGE 3500 2WD W/SERVICE	Pickups and Lig	10	100,000	4%	2.4	Ent	15%	5,522	513	100%	2020	36,812	20	2030											48,969	
5	PW BELKNAP		7352	CHEVY 3500 4X4 EXT CAB WIT	Pickups and Lig	10	100,000	4%	2.4	Ent	15%	6,290	513	100%	2020	41,932	1,900	2030											55,780	
5	PW BELKNAP		7408	CHEVY 3500 4X4 EXT CAB WIT	Pickups and Lig	10	100,000	4%	2.4	Ent	15%	6,290	513	100%	2020	41,932	1,500	2030											55,780	
5	PW BELKNAP	4	7806	FORD F550 4X4 W/PLOW DUM	Trucks over 1 tc	10	100,000	3%	2.4	Ent	15%	8,628	503	100%	2020	57,517	20	2030											68,670	
5	PW BELKNAP	4	7914	DODGE RAM 5500 DUMP TRUC	Trucks over 1 tc	10	100,000	3%	2.4	Ent	15%	10,437	503	100%	2020	69,583	20	2030											83,076	
5	PW BELKNAP	5	7107	GENRAC GENERATOR ON TR	Small Equipmer	20	N/A	4%	2.4	Ent	15%	5,220	513	100%	2012	34,800	200	2032												
5	PW BELKNAP		7812	HANCO GENERATOR ON TRA	Trailers	20	7,000	4%	2.4	Ent	15%	3,547	512	100%	2014	23,645	20	2034											71,031	
5	PW BELKNAP	4	7930	CAT 950 FRONTEND LOADER	Loaders	15	8,000	4%	2.4	Ent	15%	28,947	503	100%	2019	192,983	600	2034												
5	PW BELKNAP	4	7804	BOBCAT S70 SKIDSTEER	Small Equipmer	15	4,000	3%	2.4	Ent	15%	3,032	503	100%	2020	20,211	20	2035												
5	PW BELKNAP	2	7312	KUBOTA FRONT DECK MOWE	Mowers/Riding	15	3,000	4%	2.4	Ent	15%	2,385	503	100%	2007	15,900	2,500	2022												
5	PW BELKNAP	4	7342	PJ DECKOVER TRAILER	Trailers	20	100,000	3%	2.4	Ent	15%	1,199	513	100%	2018	7,993	225	2038												
5	PW BELKNAP	4	7360	TOYOTA FORKLIFT	Forklifts	24	1,000	4%	2.4	Ent	10%	2,138	503	100%	1998	21,375	200	2022												
5	PW BELKNAP	4	7365	FORD F450XL 1 TON FLATBED	Trucks over 1 tc	23	80,000	4%	2.4	Ent	15%	3,614	503	100%	1999	24,091	76,000	2022												
5	PW BELKNAP	5	7842	TOYOTA FORKLIFT	Forklifts	22	7,000	4%	2.4	Ent	10%	1,798	513	100%	2000	17,975	200	2022												
PW BELKNAP Total																			593,375	2,061,233	2,073,333	1,498,252	356,557	1,338,397	773,179	466,036	50,986	71,031	-	
5.5	SOLID WASTE	2	0027	CHEVY 3/4 TON 4X4 PICKUP	Pickups and Lig	10	100,000	4%	2.6	Ent	15%	3,830	541	100%	2013	25,533	63,000	2023							33,965					
5.5	SOLID WASTE		0050	PETERBUILT NEWAY CNG FRC	Trucks Refuse	7	10,000	4%	2.6	Ent	10%	27,719	541	100%	2016	277,192	8,700	2023							337,047				452,288	
5.5	SOLID WASTE		0051	PETERBUILT NEWAY CNG FR	Trucks Refuse	7	10,000	4%	2.6	Ent	10%	27,719	541	100%	2016	277,192	8,200	2023							337,047				452,288	
5.5	SOLID WASTE		0197	PETERBUILT CNG SIDELOAD	Trucks Refuse	7	10,000	3%	2.6	Ent	10%	30,380	541	100%	2016	303,795	6,700	2023							343,250				429,138	
5.5	SOLID WASTE		0198	PETERBUILT CNG SIDELOAD	Trucks Refuse	7	10,000	3%	2.6	Ent	10%	30,380	541	100%	2016	303,795	7,200	2023							343,250				429,138	
5.5	SOLID WASTE		0057	PETERBUILT NEWAY CNG FRC	Trucks Refuse	7	10,000	4%	2.6	Ent	10%	29,235	541	100%	2016	292,346	6,700	2023							355,473				477,014	
5.5	SOLID WASTE		0262	CAT 836K COMPACTOR	Compactor Lanc	3	10,000	4%	2.6	Ent	40%	410,840	541	100%	2020	1,027,100	1,000	2023							744,508					
5.5	SOLID WASTE	2	0249	MONROE TRIPEDGE SNOWPL	Snow Plows	30	0	4%	1.0	Ent	15%	75	802	100%	1994	500	-	2024												
5.5	SOLID WASTE		1392	SWENSON SLIDE-IN SANDER	SANDERS	13	N/A	3%	1.0	Ent	10%	240	211	100%	2011	2,400	-	2024												
5.5	SOLID WASTE		1292	SCHMIDT/WAUSAU MF3	Snow Plows	13	N/A	3%	1.0	Ent	10%	350	211	100%	2011	3,500	-	2024											4,790	
5.5	SOLID WASTE		1391	SWENSON SLIDE-IN SANDER	SANDERS	13	N/A	3%	1.0	Ent	10%	1,200	211	100%	2011	12,000	-	2024											16,422	
5.5	SOLID WASTE		1291	SCHMIDT/WAUSAU MF3	Snow Plows	13	N/A	3%	1.0	Ent	10%	1,723	211	100%	2011	17,225	-	2024											23,573	
5.5	SOLID WASTE		1192	FRTLINER 10YD DUMP TRUCK	Dump trucks	13	80,000	3%	1.0	Ent	10%	2,500	211	100%	2011	25,000	131,000	2024											34,213	
5.5	SOLID WASTE		0256	CAT SKIDSTEER 259D	Loaders	7	7,500	4%	5.6	Ent	17%	8,411	541	100%	2017	49,475	600	2024											56,695	
5.5	SOLID WASTE	2	0250	KINCAID PRO HYDROSEEDER	MISC EQUIPME	11	7,000	4%	2.6	Ent	15%	6,876	541	100%	2013	45,843	325	2024											63,697	
5.5	SOLID WASTE		0264	CAT SKIDSTEER 2599D3	Loaders	4	7,500	4%	5.6	Ent	17%	14,044	541	100%	2020	82,610	600	2024											82,598	
5.5	SOLID WASTE		0265	CAT SKIDSTEER 2599D3	Loaders	4	7,500	4%	5.6	Ent	17%	14,044	541	100%	2020	82,610	600	2024											82,598	
5.5	SOLID WASTE		0266	CAT SKIDSTEER 2599D3	Loaders	4	7,500	4%	5.6	Ent	17%	14,044	541	100%	2020	82,610	600	2024											82,598	
5.5	SOLID WASTE		1191	FRTLINER 10YD DUMP TRUCK	Dump trucks	13	80,000	3%	1.0	Ent	10%	13,384	211	100%	2011	133,839	110,000	2024											183,163	
5.5	SOLID WASTE	1	0260	CAT 938M LOADER	Loaders	5	8,000	4%	2.4	Ent	10%	26,353	541	100%	2019	263,533	17	2024											294,275	
5.5	SOLID WASTE		0058	PETERBUILT REARLOAD	Trucks Refuse	8	10,000	4%	2.6	Ent	10%	25,737	541	100%	2016	257,374	6,100	2024											326,497	
5.5	SOLID WASTE		0055	ATC CNG/CURBTENDER S	Trucks Refuse	7	10,000	4%	2.6	Ent	20%	63,111	541	100%	2017	315,556	5,600	2024											352,139	
5.5	SOLID WASTE		0056	AUTO CAR CURBTENDER SID	Trucks Refuse	7	10,000	4%	2.6	Ent	10%	31,556	541	100%	2017	315,557	6,700	2024											383,696	
5.5	SOLID WASTE		0263	JOHN DEERE 950K DOZER	Dozers	4	10,000	4%	2.6	Ent	40%	200,843	541	100%	2020	502,107	900	2024											386,551	
5.5	SOLID WASTE		0254	CAT 966M FRONTEND	Loaders	7	10,000	4%	5.6	Ent	10%	38,712	541	100%	2017	387,118	3,000	2024											470,709	
5.5	SOLID WASTE	2	0243	CAT 327G TWIN ENGINE SCRA	Misc Const Equ	15	8,000	4%	2.6	Ent	20%	127,888	541	100%	2009	639,438	14,500	2024											631,651	
5.5	SOLID WASTE		0030	FORD F250 4X4 PICKUP	Pickups and Lig	10	100,000	4%	5.6	Ent	10%	2,402	541	100%																

FY 2023 Equipment Replacement Worksheets

Sub-totaled by Department

Sort	Department Name	Divisic	Unit.	Description	Equip Class	Life	Est.	Repl. Meter	Repl. %	col1	g/p	Salv. %	Salv. Amt	Fund	Fund %	Year	Purch. Cost	Current Meter	Repl. Year	2,023	2,024	2,025	2,026	2,027	2,028	2,029	2,030	2,031	2,032	2,033					
5.5	SOLID WASTE		0059	PETERBUILT REARLOAD	Trucks Refuse	10	10,000	4%	2.6	Ent	5%	12,525	541	100%	2016	250,490	3,800	2026				358,262													
5.5	SOLID WASTE		0060	PETERBUILT REARLOAD	Trucks Refuse	10	10,000	4%	2.6	Ent	5%	12,525	541	100%	2016	250,490	6,000	2026				358,262													
5.5	SOLID WASTE		0052	PETERBUILT REAR LOAD	Trucks Refuse	10	12,000	4%	2.6	Ent	5%	12,882	541	100%	2016	257,648	6,000	2026				368,500													
5.5	SOLID WASTE		0053	PETERBUILT REAR LOAD	Trucks Refuse	10	12,000	4%	2.6	Ent	5%	12,882	541	100%	2016	257,648	6,400	2026				368,500													
5.5	SOLID WASTE		0036	FORD F250 4X4 PICKUP	Pickups and Lig	10	100,000	4%	2.6	Ent	5%	1,366	541	100%	2017	27,329	33,000	2027							39,087										
5.5	SOLID WASTE		0037	FORD F250 4X4 PICKUP	Pickups and Lig	10	100,000	4%	2.6	Ent	5%	1,366	541	100%	2017	27,329	16,000	2027							39,087										
5.5	SOLID WASTE		0054	FREIGHTLINER ROLL OFF	Trucks Refuse	10	10000	4%	2.6	ENT	20%	32,830	541	100%	2017	164,151	8,900	2027							210,153										
5.5	SOLID WASTE		0258	CAT 316 EXCAVATOR	Backhoes	10	12,000	4%	2.6	Ent	15%	32,212	541	100%	2017	214,745	600	2027							285,663										
5.5	SOLID WASTE	1	0191	PTRBLT LEACH REARLOAD	Trucks Refuse	12	12,000	4%	2.6	Ent	10%	20,443	541	100%	2015	204,432	7,000	2027							306,859										
5.5	SOLID WASTE		0076	PETERBUILT.CURBTENDER SI	Trucks Refuse	7	10,000	4%	2.6	Ent	10%	28,420	541	100%	2020	284,200	2,100	2027							345,568										
5.5	SOLID WASTE		0077	PETERBUILT.CURBTENDER SI	Trucks Refuse	7	10,000	4%	2.6	Ent	10%	28,420	541	100%	2020	284,200	1,600	2027							345,568										
5.5	SOLID WASTE		0078	PETERBUILT.CURBTENDER SI	Trucks Refuse	7	10,000	4%	2.6	Ent	10%	28,420	541	100%	2020	284,200	1,200	2027							345,568										
5.5	SOLID WASTE		0079	PETERBUILT.CURBTENDER SI	Trucks Refuse	7	10,000	4%	2.6	Ent	10%	28,420	541	100%	2020	284,200	1,200	2027							345,568										
5.5	SOLID WASTE		0080	PETERBUILT.CURBTENDER SI	Trucks Refuse	7	10,000	4%	2.6	Ent	10%	28,420	541	100%	2020	284,200	1,200	2027							345,568										
5.5	SOLID WASTE		0081	PETERBUILT.CURBTENDER SI	Trucks Refuse	7	10,000	4%	2.6	Ent	10%	28,420	541	100%	2020	284,200	1,300	2027							345,568										
5.5	SOLID WASTE		0082	PETERBUILT.CURBTENDER SI	Trucks Refuse	7	10,000	4%	2.6	Ent	10%	28,844	541	100%	2020	288,441	800	2027							350,725										
5.5	SOLID WASTE		0085	PETERBUILT HEIL FRONT LD	Trucks Refuse	7	10,000	4%	2.6	Ent	10%	32,221	541	100%	2020	322,214	3,900	2027							391,790										
5.5	SOLID WASTE		0086	PETERBUILT HEIL FRONT LD	Trucks Refuse	7	10,000	4%	2.6	Ent	10%	32,221	541	100%	2020	322,214	3,900	2027							391,790										
5.5	SOLID WASTE	2	0219	HYDRAULIC SLIDE IN SANDER	Attachments/acc	44	N/A	4%	2.6	Ent	5%	240	541	100%	1984	4,800	#N/A	2028							26,719										
5.5	SOLID WASTE	2	0202	SWENSON SANDER	Non Powered Ei	39	N/A	4%	2.6	Ent	10%	633	541	100%	1989	6,328	270	2028							28,580										
5.5	SOLID WASTE	1	90205	TWO STATION HIGH PRESSUR	EQUIPMENT-BI	29		4%	2.6	Ent	0%	-	541	100%	1999	10,661	#N/A	2028							33,249										
5.5	SOLID WASTE		90209	REFUSE CONTAINER	CARRIEF EQUIPMENT	29		4%	2.6	Ent	5%	622	541	100%	1999	12,430	#N/A	2028							38,143										
5.5	SOLID WASTE	1	0026	CHEVY 4X4 CREW CAB PICKUI	Pickups and Lig	15	100,000	4%	2.6	Ent	15%	4,351	541	100%	2013	29,008	25,000	2028							47,891										
5.5	SOLID WASTE	1	0231	5YD DUMP TRUCK	Trucks Sander/l	36	70,000	4%	2.6	Ent	5%	750	541	100%	1992	15,000	30,000	2028							60,809										
5.5	SOLID WASTE		0196	FREIGHTLINER GRAPPLE TRL	Trucks Refuse	15	10,000	3%	2.6	Ent	20%	29,367	541	100%	2013	146,833	2,000	2028							199,394										
5.5	SOLID WASTE		0061	FREIGHTLINER ROLLOFF	Trucks Refuse	10	10000	4%	5.6	Ent	10%	16,572	541	100%	2018	165,720	6,900	2028							228,734										
5.5	SOLID WASTE		0062	FREIGHTLINER ROLLOFF	Trucks Refuse	10	10000	4%	5.6	Ent	10%	16,572	541	100%	2018	165,720	6,600	2028							228,734										
5.5	SOLID WASTE		0064	AUTOCAR HEIL REARLOAD	Trucks Refuse	10	10000	4%	5.6	Ent	8%	19,688	541	100%	2018	246,098	4,400	2028							344,597										
5.5	SOLID WASTE		0065	AUTOCAR HEIL REARLOAD	Trucks Refuse	10	10000	4%	5.6	Ent	8%	19,688	541	100%	2018	246,098	2,900	2028							344,597										
5.5	SOLID WASTE	1	0029	FORD FUSION SEDAN	Autos - General	15	100,000	3.0%	2.6	Ent	10%	1,872	541	100%	2014	18,724	20,000	2029								27,299									
5.5	SOLID WASTE		90208	ROTARY BROOM FOR CASE L	EQUIPMENT	30		4%	2.6	Ent	10%	889	541	100%	1999	8,890	#N/A	2029							27,945										
5.5	SOLID WASTE	1	0039	FORD F250 4X4 PICKUP	Pickups and Lig	10	100,000	4%	2.4	Ent	15%	4,356	541	100%	2019	29,038	12,000	2029							38,628										
5.5	SOLID WASTE		0020	FORD F550 SERVICE TRUCK	Pickups and Lig	10	10,000	4%	2.6	Ent	10%	8,123	541	100%	2019	81,227	7,100	2029							112,113										
5.5	SOLID WASTE	1	0192	PTRBLT NEWAY FRONTLOAD	Trucks Refuse	7	7,000	4%	2.6	Ent	20%	45,034	541	100%	2015	225,169	8,500	2022							344,886										
5.5	SOLID WASTE		0195	AUTOCAR CNG HEIL SIDELOA	Trucks Refuse	7	10,000	3%	2.6	Ent	10%	26,464	541	100%	2015	264,638	7,500	2022							373,825										
5.5	SOLID WASTE	1	0193	PTRBLT CURBTENDER SIDE L	Trucks Refuse	7	7,000	4%	2.6	Ent	20%	53,040	541	100%	2015	265,202	9,400	2022							406,204										
5.5	SOLID WASTE		0024	DODGE RAM 2500 4X4 CREW	Pickups and Lig	10	100,000	4%	2.6	Ent	10%	3,054	541	100%	2020	30,542	6,100	2030								42,155									
5.5	SOLID WASTE		0040	DODGE RAM 4500 4X4 FLATBE	Pickups and Lig	10	100,000	3%	2.6	Ent	10%	4,600	601	100%	2020	45,999	200	2030								57,219									
5.5	SOLID WASTE		0084	FREIGHTLINER ROLLOFF	Trucks Refuse	10	10,000	4%	2.6	Ent	5%	9,110	541	100%	2020	182,200	10	2030								260,591									
5.5	SOLID WASTE		0220	FREIGHTLINER 4000GL WATE	Trucks over 1 to	10	10,000	4%	2.6	Ent	10%	19,175	541	100%	2020	191,750	200	2030							264,662										
5.5	SOLID WASTE	1	0189	FREIGHTLINER ROLL OFF	Trucks Refuse	8	7,000	4%	2.6	Ent	15%	23,162	541	100%	2014	154,410	11,500	2022							266,046										
5.5	SOLID WASTE	1	0190	FREIGHTLINER ROLL OFF	Trucks Refuse	8	7,000	4%	2.6	Ent	15%	23,162	541	100%	2014	154,410	10,200	2022							266,046										
5.5	SOLID WASTE		0083	PETERBUILT HEIL REARLOAD	Trucks Refuse	10	10,000	4%	2.6	Ent	10%	20,861	541	100%	2020	208,605	600	2030							287,926										
5.5	SOLID WASTE	2	0229	VOLVO EXCAVATOR RUBBER	Backhoes	30	12,000	4%	2.6	Ent	15%	20,380	541	100%	2000	135,868	5,300	2030							420,294										
5.5	SOLID WASTE		2067	LOADTRAIL TILT TRAILER	Trailers	15	N/A	4%	5.6	Ent	5%	323	541	100%	2020	6,450	600	2035																	
5.5	SOLID WASTE		0038	FORD F250 2WD W/SERVICE E	Pickups and Lig	14	100,000	5%	2.6	Ent	25%	1,781	601	100%	2008	7,125	123,000	2022																	
5.5	SOLID WASTE		0035	TOYOTA FORKLIFT	Forklifts	20	7,000	4%	2.6	Ent	10%	4,679	541	100%	2016	46,786	900	2036																	
5.5	SOLID WASTE		0025	DODGE RAM 5500 TANK TRUC	Pickups and Lig	20	100,000	4%	2.6	Ent	5%	4,120	541	100%	2019	82,408	3,700	2039																	
5.5	SOLID WASTE	2	0141	AUTOCAR WATER TANKER	Trucks Refuse	18	15,000	3%	2.6	Ent	5%	750	541	100%	2004	15,000	14,504	2022																	
5.5	SOLID WASTE	2	0217	TANK ROLLOFF 4000 GAL	Attachments/acc	50	7,000	4%	2.6	Ent	5%	1,152	541	100%	1995	23,040	33,000	2045																	
SOLID WASTE Total																				2,494,539	3,872,751	4,760,257	2,732,358	4,088,562	3,468,132	2,745,683	4,104,802	3,002,064	6,874,031	52,116					
4.1	STREET/TRAFFIC		1317	GRACO LINELAZER	Small Equipmer	6	N/A	3%		ent	10%	752	211	100%	2017	7,520	-	2023			8,227														
4.1	STREET/TRAFFIC		1305	INGERSALL RAND AIR COMP	Air Compressor:	34	4,000	4%	1.0	ent	15%	1,398	211	100%	1989	9,320	1,560	2023			33,965														
4.1	STREET/TRAFFIC		1115	FORD F350 4X4 W/PLOW	Pickups and Lig	13	100,000	4%	1.0	ent	15%	4,499	211	100%	2011	29,995	85,000	2024				45,445													
4.1	STREET/TRAFFIC		1119	FORD 1TON SERVICE TRUCK	Pickups and Lig	26	80,000	4%	1.0	ent	15%	3,465	211	100%	1997	23,098	71,000	2023				60,574													
4.1	STREET/TRAFFIC		1232	FREIGHTLINER DE-ICE UNIT	Trucks over 1 to	22	60,000	4%	1.0																										

FY 2023 Equipment Replacement Worksheets

Sub-totaled by Department

Sort	Department Name	Divisic	Unit.	Description	Equip Class	Life	Est.	Repl. Meter	Repl. %	col1	g/p	Salv. %	Salv. Amt	Fund	Fund %	Year	Purch. Cost	Current Meter	Repl. Year	2,023	2,024	2,025	2,026	2,027	2,028	2,029	2,030	2,031	2,032	2,033
4.1	STREET/TRAFFIC		1324	ISUZU PAINT STRIPER	Trucks over 1 to	20	4,000	5%	1.0	ent	50%	5,000	211	100%	2004	10,000	1,700	2024		21,533										
4.1	STREET/TRAFFIC		1343	TORO 7200 ZERO TURN MOWI	Mowers/Riding	13	4,000	4%	1.0	ent	15%	2,518	211	100%	2011	16,784	1,800	2024		25,429										
4.1	STREET/TRAFFIC		1237	BOBCAT UTV 3400	MISC EQUIPME	13		4%	1.0	ent	15%	2,723	211	100%	2011	18,150	600	2024		27,499										
4.1	STREET/TRAFFIC		1393	TORO 7210 MOWER	Mowers/Riding	10	3,000	4%	1.0	ent	10%	2,046	211	100%	2014	20,464	1,320	2024		28,245										
4.1	STREET/TRAFFIC		1385	ROCK WHEEL SKIDSTEER ATT	Misc Const Equ	17	N/A	4%	1.0	ent	15%	2,384	211	100%	2007	15,890	-	2024		28,569										
4.1	STREET/TRAFFIC		1333	EAGER BEAVER TRACK TRAILR	TRAILER	22	7,000	4%	1.0	ent	15%	1,931	211	100%	2002	12,870	-	2024		28,570										
4.1	STREET/TRAFFIC		1210	BOBCAT MINI TRACK LOADER	Misc Const Equ	10	7,000	4%	1.0	ent	15%	3,311	211	100%	2014	22,071	450	2024		29,360										
4.1	STREET/TRAFFIC		1223	TRAILER W/ 1998 STEAMER(Tr	Non Powered Ei	36	0	4%	1.0	ent	15%	1,125	211	100%	1988	7,500	101	2024		29,654										
4.1	STREET/TRAFFIC		1318	AIR COMPRESSOR	Air Compressor:	32	4,000	4%	1.0	ent	15%	1,359	211	100%	1992	9,060	600	2024		30,424										
4.1	STREET/TRAFFIC		1226	FLAIL MOWER	Attachments/acc	16		4%	1.0	ent	10%	1,802	211	100%	2008	18,015	1,150	2024		31,940										
4.1	STREET/TRAFFIC		1101	FORD 3/4 TON W/LIFTGATE	Pickups and Lig	11	100,000	4%	1.0	ent	15%	3,704	211	100%	2013	24,691	57,000	2024		34,307										
4.1	STREET/TRAFFIC		1220	FORD 1520 MOWER TRACTOR	Tractors	30	10,000	4%	1.0	ent	15%	1,761	211	100%	1994	11,742	550	2024		36,323										
4.1	STREET/TRAFFIC		1109	GMC VAN	Pickups and Lig	19		6%	1.0	ent	15%	1,931	211	100%	2005	12,870	3,600	2024		37,009										
4.1	STREET/TRAFFIC		1113	CHEVY 2500 4X4 W/PLOW	Pickups and Lig	11	100,000	4%	1.0	ent	15%	4,701	211	100%	2013	31,338	64,000	2024		43,543										
4.1	STREET/TRAFFIC		1388	CP AIR COMPRESSOR	MISC EQUIPME	12	7,000	4%	1.0	ent	15%	4,674	211	100%	2012	31,160	500	2024		45,214										
4.1	STREET/TRAFFIC		1116	FORD F350 4X4 W/PLOW	Pickups and Lig	13	100,000	4%	1.0	ent	15%	4,574	211	100%	2011	30,495	69,000	2024		46,202										
4.1	STREET/TRAFFIC		1230	NEW HOLLAND TL90 TRACTOF	Tractors	24	10,000	4%	1.0	ent	15%	2,882	211	100%	2000	19,216	1,700	2024		46,374										
4.1	STREET/TRAFFIC		1396	OSHKOSH H SERIES 4X4/6 SN	Snow Plows	41		4%	1.1	ent	10%	1,000	211	100%	1983	10,000	3,300	2024		48,931										
4.1	STREET/TRAFFIC		1323	VERMEER BRUSH CHIPPER	Misc Const Equ	25	4,000	4%	1.0	ent	15%	2,970	211	100%	1999	19,800	2,000	2024		49,814										
4.1	STREET/TRAFFIC		1235	BOBCAT 220 SKIDSTEER LOA	Misc Const Equ	15	7,000	4%	1.0	ent	15%	5,080	211	100%	2009	33,868	2,400	2024		55,914										
4.1	STREET/TRAFFIC		1203	ASPHALT ROLLER,	Rollers	29	6,000	4%	1.0	ent	15%	3,491	211	100%	1995	23,275	1,010	2024		69,095										
4.1	STREET/TRAFFIC		1224	IHC DE-ICE UNIT	Trucks over 1 to	24	60,000	4%	1.0	ent	15%	8,733	211	100%	2000	58,218	4,500	2024		140,498										
4.1	STREET/TRAFFIC		1233	JOHN DEERE BACKHOE LOAD	Loaders	28	7,000	4%	1.0	ent	15%	10,483	211	100%	1996	69,887	4,600	2024		199,087										
4.1	STREET/TRAFFIC		1196	FORD F750 DOUBLE DUMP	Dump trucks	13	80,000	4%	1.0	ent	15%	20,195	211	100%	2011	134,633	38,000	2024		203,979										
4.1	STREET/TRAFFIC		1197	FORD F750 DOUBLE DUMP	Dump trucks	13	80,000	4%	1.0	ent	15%	20,195	211	100%	2011	134,633	32,000	2024		203,979										
4.1	STREET/TRAFFIC		1121	FREIGHTLINER/VERSALIFT BU	Trucks over 1 to	22	7,000	4%	1.0	ent	15%	16,736	211	100%	2002	111,576	7,300	2024		247,690										
4.1	STREET/TRAFFIC		1250	FREIGHTLINER/ELGN SWEEP	Street Sweeper:	10	7,000	4%	1.0	ent	10%	20,244	211	100%	2014	202,443	5,900	2024		279,421										
4.1	STREET/TRAFFIC		1248	FREIGHTLINER/ELGIN STREET	Street Sweeper:	11	7,000	4%	1.0	ent	15%	30,989	211	100%	2013	206,593	5,100	2024		287,051										
4.1	STREET/TRAFFIC		1245	FREIGHTLINER.ELGIN SWEEP	Street Sweeper:	13	7,000	4%	1.0	ent	15%	28,693	211	100%	2011	191,289	5,600	2024		289,817										
4.1	STREET/TRAFFIC		1234	BOMAG MILLING MACHINE	Misc Const Equ	13	7,000	4%	1.0	ent	15%	44,169	211	100%	2011	294,458	1,650	2024		446,126										
4.1	STREET/TRAFFIC		1387	LOADTRAIL TRAILER	Misc Const Equ	15	N/A	4%	1.0	ent	10%	570	211	100%	2010	5,695	-	2025				9,687								
4.1	STREET/TRAFFIC		1319	GRACO LINE LAZER	MISC EQUIPME	10	N/A	5%	1.0	ent	15%	1,078	211	100%	2015	7,188	0	2025				10,630								
4.1	STREET/TRAFFIC		1366	BACKHOE ATTACHMENT	Attachments/acc	25	0	4%	1.0	ent	15%	1,307	211	100%	2000	8,716	-	2025				21,928								
4.1	STREET/TRAFFIC		1347	HYDRAULIC BREAKER TOOL	Attachments/acc	25	N/A	4%	1.0	ent	1%	86	211	100%	2000	8,590	-	2025				22,814								
4.1	STREET/TRAFFIC		1103	FORD F250 REG CAB PICKUP	Pickups and Lig	15	100,000	4%	1.0	ent	10%	1,727	211	100%	2010	17,272	59,000	2025		29,379										
4.1	STREET/TRAFFIC		1353	SLIDE IN DE-ICE TANK SPRAYf	Attachments/acc	20	0	4%	1.0	ent	15%	2,376	211	100%	2005	15,840	#N/A	2025		32,331										
4.1	STREET/TRAFFIC		1104	CHEVY 3/4 TON PICKUP	Pickups and Lig	17	80,000	4%	1.0	ent	15%	2,726	211	100%	2008	18,170	54,000	2025		32,668										
4.1	STREET/TRAFFIC		1110	FORD F150 4X4 XCAB PICKUP	Pickups and Lig	10	100,000	4%	1.0	ent	15%	3,885	211	100%	2015	25,903	105,000	2025		34,457										
4.1	STREET/TRAFFIC		1107	FORD F350 DUALLY FLATBED	Pickups and Lig	10	100,000	4%	1.0	ent	15%	4,061	211	100%	2015	27,070	78,000	2025		36,010										
4.1	STREET/TRAFFIC		1127	FORD F250 PICKUP W/LIFTGA	PICKUPS & LT	13	100,000	4%	1.0	ent	10%	2,447	211	100%	2012	24,471	50,000	2025		38,299										
4.1	STREET/TRAFFIC		1166	FORD F350 4X2 DUMP TRUCK	Pickups and Lig	10	100,000	4%	1.0	ent	15%	4,707	211	100%	2015	31,382	40,000	2025		41,746										
4.1	STREET/TRAFFIC		1168	FORD F350 4X2 DUMP TRUCK	Pickups and Lig	10	100,000	4%	1.0	ent	15%	4,707	211	100%	2015	31,382	43,000	2025		41,746										
4.1	STREET/TRAFFIC		1143	WEILER PAVER	Pavers	10	100,000	4%	1.0	ent	15%	22,136	211	100%	2015	147,574	650	2025		196,309										
4.1	STREET/TRAFFIC		1211	CASE 721F WHEEL LOADER	Loaders	10	7,000	4%	1.0	ent	15%	23,146	211	100%	2015	154,305	3,200	2025		205,263										
4.1	STREET/TRAFFIC		1229	FREIGHTLINER 2 TON FLATBE	Trucks over 1 to	25	7,000	4%	1.0	ent	15%	13,131	211	100%	2000	87,542	2,750	2025		220,241										
4.1	STREET/TRAFFIC		1243	FREIGHTLINER ELGN	Street Sweeper:	8	7000	4%	ent	15%	35,850	211	100%	2017	239,000	3,200	2025		291,238											
4.1	STREET/TRAFFIC		1238	FREIGHTLINER VACTOR	Trucks Sewer Jr	10	7,000	4%	1.0	ent	10%	32,056	211	100%	2015	320,556	3,750	2025		442,446										
4.1	STREET/TRAFFIC		1239	FREIGHTLINER VACTOR	Trucks Sewer Jr	10	7,000	4%	1.0	ent	10%	32,056	211	100%	2015	320,556	3,250	2025		442,446										
4.1	STREET/TRAFFIC		1207	FORD STERLING POTHOLE PA	Trucks over 1 to	20	10,000	4%	4.1	ent	30%	3,000	211	100%	2006	10,000	9,100	2026				18,911								
4.1	STREET/TRAFFIC		1111	FORD F350 4X4 W/SNOW	Pickups and Lig	10	100,000	4%	1.0	ent	15%	5,640	211	100%	2016	37,598	58,000	2026				50,015								
4.1	STREET/TRAFFIC		1164	FORD F350 DUMP TRUCK	Pickups and Lig	10	100,000	4%	1.0	ent	10%	4,062	211	100%	2016	40,620	33,000	2026				56,066								
4.1	STREET/TRAFFIC		1311	LARUE D50 SNOW BLOWER	Snow Blowers	10	7,000	4%	1.0	ent	10%	12,854	211	100%	2016	128,542	550	2026				177,419								
4.1	STREET/TRAFFIC		1122	FREIGHTLINER AERIAL	Trucks Ariel Buc	10	7,000	4%	1.0	ent	15%	23,195	211	100%	2016	154,635	3,500	2026				205,702								
4.1	STREET/TRAFFIC		1198	FREIGHTLINER DUMP/SANDE	Trucks Sander/l	12	100,000	4%	1.0	ent	10%	15,397	211	100%	2014	153,970	47,000	2026				231,114								
4.1	STREET/TRAFFIC		1199	FREIGHTLINER DUMP/SANDEF	Trucks Sander/l	12	100,000	4%	1.0	ent	10%	15,397	211	100%	2014	15														

FY 2023 Equipment Replacement Worksheets

Sub-totaled by Department

Sort	Department Name	Divisic	Unit.	Description	Equip Class	Est. Life	Repl. Meter	Repl. %	col1	g/p	Salv. %	Salv. Amt	Fund	Fund %	Year	Purch. Cost	Current Meter	Repl. Year	2,023	2,024	2,025	2,026	2,027	2,028	2,029	2,030	2,031	2,032	2,033	
4.1	STREET/TRAFFIC		1277	SNOW PLOW	Snow Plows	10	N/A	4%	1.0	ent	15%	2,268	211	100%	2018	15,120	N/A	2028						20,113						
4.1	STREET/TRAFFIC		1278	SNOW PLOW	Snow Plows	10	N/A	4%	1.0	ent	15%	2,268	211	100%	2018	15,120	N/A	2028						20,113						
4.1	STREET/TRAFFIC		1354	SANDER - SLIDE-IN	Sanders	10	N/A	4%	1.0	ent	15%	2,355	211	100%	2018	15,700	N/A	2028						20,885						
4.1	STREET/TRAFFIC		1285	SCHMIDT/WASAU	Snow Plows	10	N/A	4%	1.0	ent	15%	2,717	211	100%	2018	18,114	N/A	2028						24,096						
4.1	STREET/TRAFFIC		1293	SCHMIDT/WASAU	Snow Plows	10	N/A	4%	1.0	ent	15%	2,717	211	100%	2018	18,114	N/A	2028						24,096						
4.1	STREET/TRAFFIC		1280	SNOW PLOW	Snow Plows	10	N/A	4%	1.0	ent	15%	2,994	211	100%	2018	19,960	N/A	2028						26,552						
4.1	STREET/TRAFFIC		1128	DODGE RAM 3500 DUMP	Pickups and Lig	10	N/A	4%	1.0	ent	15%	5,548	211	100%	2018	36,986	15,000	2028						49,200						
4.1	STREET/TRAFFIC		1129	DODGE RAM 3500 DUMP	Pickups and Lig	10	N/A	4%	1.0	ent	15%	5,548	211	100%	2018	36,986	16,000	2028						49,200						
4.1	STREET/TRAFFIC		1154	FREIGHTLINER 12YD DUMP TRUCK	Trucks over 1 to	10	100,000	4%	1.0	ent	15%	20,151	211	100%	2018	134,340	28,000	2028						178,705						
4.1	STREET/TRAFFIC		1184	Chevy 1 ton dump truck	Trucks Sander/l	10	100,000	4%	1.0	ent	15%	20,457	211	100%	2018	136,380	11,000	2028						181,419						
4.1	STREET/TRAFFIC		1185	Chevy 1 ton dump truck	Trucks Sander/l	10	100,000	4%	1.0	ent	15%	20,457	211	100%	2018	136,380	12,800	2028						181,419						
4.1	STREET/TRAFFIC		1193	FREIGHTLINER 12YD DUMP	Trucks over 1 to	10	100,000	4%	1.0	ent	15%	22,283	211	100%	2018	148,552	45,500	2028						197,610						
4.1	STREET/TRAFFIC		1194	FRTLNTR TANDEM DUMP	Trucks over 1 to	10	100,000	4%	1.0	ent	15%	23,481	211	100%	2018	156,543	48,000	2028						208,240						
4.1	STREET/TRAFFIC		1282	HENKE V-SNOWPLOW	Snow Plows	10	100,000	4%	4.1	ent	15%	2,688	211	100%	2019	17,919	-	2029							23,837					
4.1	STREET/TRAFFIC		1283	HENKE V-SNOWPLOW	Snow Plows	10	100,000	4%	4.1	ent	15%	2,688	211	100%	2019	17,919	-	2029							23,837					
4.1	STREET/TRAFFIC		1289	HENKE V-SNOWPLOW	Snow Plows	10	100,000	4%	4.1	ent	15%	2,688	211	100%	2019	17,919	-	2029							23,837					
4.1	STREET/TRAFFIC		1165	FORD F350 DUMP TRUCK	Pickups and Lig	10	100,000	4%	4.1	ent	15%	5,789	211	100%	2019	38,596	11,000	2029						51,342						
4.1	STREET/TRAFFIC		1346	SCAG ZERO TURN MOWER	Mowers/Riding	10	N/A	4%	1.0	ent	15%	1,709	211	100%	2020	11,390	125	2030								15,151				
4.1	STREET/TRAFFIC		1303	GRAPPLE ATCMT 1202	Misc Const Equ	20	N/A	4%	1.0	ent	10%	769	211	100%	2010	7,687	-	2030								16,074				
4.1	STREET/TRAFFIC		1352	VARIABLE MESSAGE BOARD	Misc. Equipmen	10	N/A	4%	1.0	ent	15%	2,182	211	100%	2020	14,545	-	2030								19,348				
4.1	STREET/TRAFFIC		1353	VARIABLE MESSAGE BOARD	Misc. Equipmen	10	N/A	4%	1.0	ent	15%	2,182	211	100%	2020	14,545	-	2030								19,348				
4.1	STREET/TRAFFIC		1356	SWENSON SLIDE-IN SANDER	SANDERS	10	N/A	3%	1.0	ent	10%	3,100	211	100%	2020	31,000	-	2030								38,561				
4.1	STREET/TRAFFIC		1256	SCHMIDT/WAUSAU MF3 SNOW	Snow Plows	10	N/A	3%	1.0	ent	10%	3,280	211	100%	2020	32,800	-	2030								40,800				
4.1	STREET/TRAFFIC		1112	DODGE RAM 3500 REG CAB W	Pickups and Lig	10	100,000	4%	4.1	ent	15%	5,394	211	100%	2020	35,961	2,200	2030								47,837				
4.1	STREET/TRAFFIC		1169	DODGE RAM 3500 DUMP TRUC	Pickups and Lig	10	100,000	4%	4.1	ent	15%	6,070	211	100%	2020	40,464	10	2030								53,827				
4.1	STREET/TRAFFIC		1118	DODGE RAM 5500 SERVICE TR	Trucks over 1 to	10	100,000	4%	4.1	ent	15%	10,151	211	100%	2020	67,670	200	2030								90,018				
4.1	STREET/TRAFFIC		1182	FREIGHTLINER DUMP/SANDEF	Dump Trucks	10	100,000	4%	4.1	ent	15%	20,919	211	100%	2020	139,463	5,200	2030								185,520				
4.1	STREET/TRAFFIC		1183	FREIGHTLINER DUMP/SANDEF	Dump Trucks	10	100,000	4%	4.1	ent	15%	20,919	211	100%	2020	139,463	5,800	2030								185,520				
4.1	STREET/TRAFFIC		1189	FREIGHTLINER DUMP/SANDEF	Dump Trucks	10	100,000	4%	4.1	ent	15%	20,919	211	100%	2020	139,463	4,800	2030								185,520				
4.1	STREET/TRAFFIC		1150	FREIGHTLINER TANDEM DUMF	Dump Trucks	10	100,000	4%	4.1	ent	15%	20,940	211	100%	2020	139,601	3,350	2030								185,703				
4.1	STREET/TRAFFIC		1124	FREIGHTLINER ROLLOFF TRU	Trucks over 1 to	10	100,000	4%	4.1	ent	15%	27,306	211	100%	2020	182,042	10	2030								242,160				
4.1	STREET/TRAFFIC		1228	KENWORTH POTHOLE PATCH	Trucks over 1 to	10	100,000	4%	4.1	ent	15%	35,165	211	100%	2020	234,433	200	2030								311,853				
4.1	STREET/TRAFFIC		1212	CAT 140AWP GRADER	Graders	10	N/A	4%	1.0	ent	15%	41,400	211	100%	2020	276,000	120	2030								367,147				
4.1	STREET/TRAFFIC		1213	CAT 140AWP GRADER	Graders	10	N/A	4%	1.0	ent	15%	41,400	211	100%	2020	276,000	50	2030								367,147				
4.1	STREET/TRAFFIC		1307	PETERBUILT PAINT STRIPER	Trucks over 1 to	10	100,000	4%	4.1	ent	15%	44,464	211	100%	2020	296,424	300	2030								394,316				
4.1	STREET/TRAFFIC		1358	SWENSON SLIDE-IN SANDER	SANDERS	10	N/A	3%	1.0	ent	5%	1,550	211	100%	2021	31,000	-	2031									40,111			
4.1	STREET/TRAFFIC		1258	SCHMIDT/WAUSAU MF3 SNOW	Snow Plows	10	N/A	3%	1.0	ent	5%	1,640	211	100%	2021	32,800	-	2031									42,440			
4.1	STREET/TRAFFIC		1158	FREIGHTLINER TANDEM DUMF	Dump Trucks	10	N/A	4%	4.1	ent	15%	4,920	211	100%	2021	32,800	10	2031									43,632			
4.1	STREET/TRAFFIC		1186	FREIGHTLINER	Trucks Sander/l	15	100,000	4%	1.0	ent	15%	20,381	211	100%	2016	135,873	24,500	2031									224,319			
4.1	STREET/TRAFFIC		1187	FREIGHTLINER	Trucks Sander/l	15	100,000	4%	1.0	ent	15%	20,381	211	100%	2016	135,873	25,000	2031									224,319			
4.1	STREET/TRAFFIC		1200	CAT 12M3AWD GRADER	Graders	15	7,000	4%	1.0	ent	15%	37,703	211	100%	2016	251,350	3,400	2031									414,965			
4.1	STREET/TRAFFIC		1365	GRACO LINE LAZER	Misc Const Equ	10	N/A	4%	1.0	ent	15%	998	211	100%	2012	6,650	-	2022											13,573	
4.1	STREET/TRAFFIC		7421	HENDERSON SLIDE IN	Sanders	20	N/A	4%	1.0	ent	5%	510	211	100%	2012	10,200	-	2032											21,839	
4.1	STREET/TRAFFIC		7423	HENDERSON SLIDE IN	Sanders	20	N/A	4%	1.0	ent	5%	510	211	100%	2012	10,200	-	2032											21,839	
4.1	STREET/TRAFFIC		1298	MONROE SNOW PLOW TRIPEI	Snow Plows	18	N/A	4%	1.0	ent	15%	2,212	211	100%	2014	14,744	-	2032											27,657	
4.1	STREET/TRAFFIC		1299	MONROE SNOW PLOW TRIPEI	Snow Plows	18	N/A	4%	1.0	ent	15%	2,212	211	100%	2014	14,744	-	2032											27,657	
4.1	STREET/TRAFFIC		1296	WAUSAU SNOW PLOW	SNOWPLOWS	20	N/A	3%	1.0	ent	5%	1,092	211	100%	2012	21,844	-	2032											38,360	
4.1	STREET/TRAFFIC		1297	WAUSAU SNOW PLOW	SNOWPLOWS	20	N/A	3%	1.0	ent	5%	1,092	211	100%	2012	21,844	-	2032											38,360	
4.1	STREET/TRAFFIC		7420	WAUSAU SNOW PLOW	Snow Plows	20	100,000	4%	1.0	ent	5%	1,092	211	100%	2012	21,844	-	2032											46,771	
4.1	STREET/TRAFFIC		7422	WAUSAU SNOW PLOW	Snow Plows	20	N/A	4%	1.0	ent	5%	1,092	211	100%	2012	21,844	-	2032												46,771
4.1	STREET/TRAFFIC		1301	LARUE SNOW BLOWER	SNOW BLOWE	20	7,000	3%	1.0	ent	15%	18,330	211	100%	2012	122,198	1,320	2032											202,373	
4.1	STREET/TRAFFIC		1170	Freightliner Roll Off	Trucks over 1 to	10	7,000	4%	1.0	ent	15%	24,375	211	100%	2012	162,501	9,500	2022											331,685	
4.1	STREET/TRAFFIC		1123	IHC AERIAL LIFT TRUCK	AERIAL TRUCK	10	7,000	5%	1.0	ent	4%	5,629	211	100%	2012	140,732	6,000	2022											367,775	
4.1	STREET/TRAFFIC		1313	LARUE D60 SNOW BLOWER	Snow Blowers	15	7,000	4%	4.1	ent	15%	27,760	211	100%	2019	185,065	35	2034												
4.1	STREET/TRAFFIC		1204	CAT 950 FRONTEND LOADER	Loaders	15	8,000	4%	4.1	ent	15%	28,947	211	100%	2019	192,983	650	2034												
4.1	STREET/TRAFFIC		1206	CAT 950 FRONTEND LOADER	Loaders	15	8,000	4%	4.1	ent	15%	28,947	211	100%	2019															

FY 2023 Equipment Replacement Worksheets

Sub-totaled by Department

Sort	Department Name	Divisic	Unit.	Description	Equip Class	Est. Life	Repl. Meter	Repl. %	col1 g/p	Salv. %	Salv. Amt	Fund	Fund %	Year	Purch. Cost	Current Meter	Repl. Year	2,023	2,024	2,025	2,026	2,027	2,028	2,029	2,030	2,031	2,032	2,033	
4.1	STREET/TRAFFIC		1222	FREIGHTLINER DE-ICE UNIT	Trucks over 1 to	25	60,000	4%	1.0 ent	15%	13,975	211	100%	1997	93,166	6,500	2022												
4.1	STREET/TRAFFIC		1227	FORD 3430 TRACTOR MOWER	Tractors	26	10,000	4%	1.0 ent	15%	1,394	211	100%	1996	9,296	2,700	2022												
STREET/TRAFFIC Total																		791,648	3,241,932	2,149,638	1,528,852	536,660	1,247,832	132,822	2,765,854	1,010,410	1,184,661	1,165,145	
Grand Total																		Gov Total	1,003,959	4,890,233	2,155,762	2,735,695	1,398,788	651,693	1,550,890	1,038,143	1,571,577	1,196,342	1,516,397
																		1,795,607	8,132,165	4,305,399	4,264,547	1,935,449	1,899,524	1,683,712	4,198,314	3,571,772	3,565,665	2,681,542	
																		6,101,647	20,059,850	13,752,449	9,977,279	11,845,872	7,662,051	7,000,865	10,023,077	6,755,144	10,883,607	7,221,047	

FY 2023 Equipment Replacement Worksheets

Sub-totaled by Department

Sort	Department Name	Divisic	Unit.	Description	Equip Class	Est. Life	Repl. Meter	Repl. %	col1	g/p	Salv. %	Salv. Amt	Fund	Fund %	Year	Purch. Cost	Current Meter	Repl. Year	2,034	2,035	2,036	2,037	2,038	2,039
11	AIRPORT		1740	MASS TRANSIT BUS SURPLUS	Bus Misc	32			2.2	Ent	5%	250	562	100%	1991	5,000	433,493	2023						
11	AIRPORT		E-174	Voyager Duo Carpet Extractor	Small Equipmer	10		3%	2.2	Ent	0%	-	562	100%	2013	10,217	#N/A	2023						
11	AIRPORT		1776	CHEVY BRUSH/RESCUE TRUC	Trucks Fire/Res	25		5%	2.2	Ent	5%	900	562	100%	1998	18,000	54,568	2023						
11	AIRPORT		1770	RUNWAY CLOSURE MARKERS	Misc Const Equ	17	N/A	4%	2.2	Ent	5%	641	562	100%	2007	12,825	3900	2024						
11	AIRPORT		1771	RUNWAY CLOSURE MARKERS	Misc Const Equ	17	N/A	4%	2.2	Ent	5%	641	562	100%	2007	12,825	3900	2024						
11	AIRPORT		1710	FORD F350 REG CAB 4X4 PU	Pickups and Lig	13	100,000	3%	2.2	Ent	10%	2,432	407	100%	2011	24,322	90,111	2024				50,020		
11	AIRPORT		1718	NEW HOLLAND TRACTOR TC4	Tractors	22	5,000	3%	2.2	Ent	5%	1,020	562	100%	2002	20,400	1,086	2024						
11	AIRPORT		E-165	TURBOWAY PASSENGER RAM	Non Powered Ei	21		3%	2.2	Ent	2%	440	405	100%	2003	22,000	#N/A	2024						
11	AIRPORT		1725	JOHN DEERE SKIDSTEER LOA	Misc Const Equ	17	7,000	4%	2.2	Ent	3%	743	562	100%	2007	24,772	1121	2024						
11	AIRPORT		1738	INGERSOLL-RAND PORTABLE	Rollers	39	5,000	3%	2.2	Ent	0%	-	562	100%	1985	20,358	333	2024						
11	AIRPORT		1705	JOHN DEERE TRACTOR 6420/1	Tractors	21	5,000	3%	2.2	Ent	2%	1,758	405	100%	2003	87,900	2,476	2024						
11	AIRPORT		1730	OSHKOSH HB SERIES 4X4/20'	Misc Const Equ	20		3%	2.2	Ent	8%	30,851	407	100%	2004	385,636	4,115	2024						
11	AIRPORT		1750	OSHKOSH HB-SERIES 4X4/20'	Snow Plows	15		3%	2.2	Ent	7%	35,252	407	100%	2009	503,598	3,249	2024						1,187,113
11	AIRPORT		1746	Ford Paratransit Van	Bus Paratransit	20	90,000	3%	2.3	Ent	7%	660	572	100%	2005	9,426	111,614	2025						
11	AIRPORT		E177	RIDING CARPET SWEEPER	MISC EQUIPME	8		3%	2.2	Ent	2%	337	562	100%	2017	16,850	#N/A	2025						
11	AIRPORT		E-139	CLYDE 18' PORTABLE HYDRAL	Non Powered Ei	38		3%	2.2	Ent	3%	234	562	100%	1987	7,800	#N/A	2025						
11	AIRPORT		E-157	1 JLG CM2033 SCISSOR LIFT	(I Shop equipmen)	30		3%	2.2	Ent	3%	404	562	100%	1995	13,467	#N/A	2025						
11	AIRPORT		1704	FORD EXPEDITION	SUVs	15	100,000	3%	2.2	Ent	10%	2,881	562	100%	2010	28,806	72,961	2025						
11	AIRPORT		1708	CHEVY 2500 PICKUP W/SERVIC	Pickups and Lig	20	100,000	4%	2.2	Ent	10%	2,096	562	100%	2005	20,962	37,045	2025						
11	AIRPORT		1729	FORD ECONOLINE 350/MB (A-2)	Misc Const Equ	37	4,000	1%	2.2	Ent	1%	698	562	100%	1988	69,799	16,760	2025						
11	AIRPORT		1775	TYMCO SWEEPER/VAC TRUCK	Street Sweepers	15	7,000	4%	2.2	Ent	15%	28,099	562	100%	2010	187,329	5,657	2025						
11	AIRPORT		1733	OSHKOSH H SERIES 4X4 SNOI	Snow Plows	22	7,000	7%	2.2	Ent	10%	33,560	407	100%	2003	335,603	1,846	2025						
11	AIRPORT		E-146	MILLER 300 SHOP MASTER WE	Shop equipmen	32		3%	2.2	Ent	0%	-	562	100%	1994	7,000	#N/A	2026						
11	AIRPORT		1734	MILLER BIG 40 PORTABLE WE	Misc Const Equ	44	4,000	3%	2.2	Ent	0%	-	562	100%	1982	6,500	255	2026						
11	AIRPORT		E171	CAT GTX 30" RIDING FLOOR S	MISC EQUIPME	15		3%	2.2	Ent	5%	933	562	100%	2011	18,665	#N/A	2026						
11	AIRPORT		1716	CHEVY 3/4 TON PICKUP	Pickups and Lig	20	100,000	4%	2.2	Ent	5%	900	562	100%	2006	17,996	84,916	2026						
11	AIRPORT		E172	TERMINAL BUILDING TRASH C	Shop equipmen	15		3%	2.2	Ent	3%	886	562	100%	2011	29,547	#N/A	2026						
11	AIRPORT		1782	FORD EXPEDITION 4X4	SUVs	10	100,000	4%	2.2	Ent	10%	4,113	562	100%	2016	41,125	15,057	2026						85,997
11	AIRPORT		1783	FORD EXPEDITION 4X4	SUVs	10	100,000	4%	2.2	Ent	10%	4,113	562	100%	2016	41,125	30,157	2026						85,997
11	AIRPORT		1784	FORD EXPEDITION 4X4	SUVs	10	100,000	4%	2.2	Ent	10%	4,113	562	100%	2016	41,125	18,725	2026						85,997
11	AIRPORT		1743	JOHN DEERE TRACTOR WITH	Tractors	20	7,000	4%	2.2	Ent	2%	1,672	562	100%	2006	83,591	1,856	2026						
11	AIRPORT		1779	OSHKOSH 4X4 20' BROOM	Snow Plows	15	7,000	3%	2.2	Ent	7%	36,610	562	100%	2011	523,000	2594	2026						
11	AIRPORT		1760	16' HOMEMADE TANDEM AXLE	Non Powered Ei	30		3%	2.2	Ent	2%	100	562	100%	1997	5,000	-	2027						
11	AIRPORT		E176	CARPET EXTRACTOR	MISC EQUIPME	10		3%	2.2	Ent	2%	207	562	100%	2017	10,340	#N/A	2027				18,468		
11	AIRPORT		E-147	OPS CENTER HYDRAULIC TRA	Shop equipmen	35		3%	2.2	Ent	5%	359	562	100%	1992	7,185	#N/A	2027						
11	AIRPORT		E-168	Escalator Tread Cleaning Mach	Non Powered Ei	19		3%	2.2	Ent	5%	680	562	100%	2008	13,595	#N/A	2027						
11	AIRPORT		1763	AMIDA LT760D PORTABLE LIGI	Misc Const Equ	30	4,000	3%	2.2	Ent	5%	750	562	100%	1997	15,000	1,244	2027						
11	AIRPORT		1755	DEEP VAC 850	MISC EQUIPME	15	N/A	4%	2.2	ent	5%	1,248	407	100%	2012	24,968	-	2027						
11	AIRPORT		1702	FORD CROWN VICTORIA	Police Patrol Ca	20	100,000	4%	2.2	ent	10%	2,191	562	100%	2007	21,908	55351	2027						
11	AIRPORT		1709	SKID STEER 320D LOADER	Loaders	15	7,000	4%	2.2	ent	3%	949	407	100%	2012	31,645	673	2027						
11	AIRPORT		1741	BAUER SCBA COMPRESSOR	Air Compressor:	20	N/A	4%	2.2	ent	3%	1,104	562	100%	2007	36,785	282	2027						
11	AIRPORT		1715	E-ONE TITAN AIRCRAFT RESC	Trucks Fire/Res	30	N/A	3%	2.2	Ent	3%	9,040	407	100%	1997	301,343	4,578	2027						
11	AIRPORT		1736	OSHKOSH P SERIES 4X4 SNOI	Snow Plows	23	7,000	5%	2.2	Ent	10%	24,490	405	100%	2004	244,896	2,808	2027						
11	AIRPORT		1772	ROSENBAUER AIRCRAFT FIRE	Trucks Fire/Res	20		3%	2.2	Ent	8%	50,726	407	100%	2007	634,075	10,494	2027						
11	AIRPORT		1773	ROSENBAUER AIRCRAFT FIRE	Trucks Fire/Res	20		3%	2.2	Ent	8%	50,726	407	100%	2007	634,075	9,259	2027						
11	AIRPORT		1732	OSHKOSH P SERIES 4X4 SNOI	Snow Plows	24	7,000	7%	2.2	Ent	10%	23,205	405	100%	2003	232,048	2,300	2027						
11	AIRPORT		1744	ASPHALT CRACK ROUTER	Misc Const Equ	20	N/A	2%	2.2	Ent	5%	418	562	100%	2008	8,350	-	2028						
11	AIRPORT		1703	CHEVY 1 TON 4X4 PICKUP	Pickups and Lig	20	100,000	5%	2.2	Ent	5%	1,131	562	100%	2008	22,622	52,405	2028						
11	AIRPORT		1706	CHEVY 1 TON 4x4 PICKUP W/S	Pickups and Lig	20	100,000	5%	2.2	Ent	5%	1,131	562	100%	2008	22,622	35,451	2028						
11	AIRPORT		1724	HENDERSON RUNWAY SANDE	Attachments/ac	25	7,000	5%	2.2	Ent	0%	-	407	100%	2003	56,942	-	2028						
11	AIRPORT		1720	IHC TANDEM DUMP TRUCK (A-	Dump trucks	25	60,000	5%	2.2	Ent	5%	4,153	407	100%	2003	83,058	28,231	2028						
11	AIRPORT		1728	JOHN DEERE MOTOR GRADEF	Graders	25	7,000	3%	2.2	Ent	5%	6,978	407	100%	2003	139,563	3,597	2028						
11	AIRPORT		1764	CRAFCO 200 ASPHALT CRACK	Misc Const Equ	30	4,000	3%	2.2	Ent	5%	295	562	100%	1999	5,894	N/A	2029						
11	AIRPORT		1711	FORD F350 4X4 PICKUP	Pickups and Lig	15	100,000	3%	2.2	Ent	15%	3,836	562	100%	2014	25,576	13,839	2029						
11	AIRPORT		1713	FORD F350 4X4 EXT CAB PICK	Pickups and Lig	20	100,000	4%	2.2	Ent	10%	2,392	562	100%	2009	23,916	69,041	2029						
11	AIRPORT		1751	BOBCAT TOOLCAT	ATV	10		3%	2.2	Ent	5%	2,552	562	100%	2019	51,044	68	2029						89,639
11	AIRPORT		1712	FORD F350 4X4 WITH SERVICE	Pickups and Lig	20	100,000	4%	2.2	Ent	10%	3,391	562	100%	2009	33,911	50,881	2029						
11	AIRPORT																							

FY 2023 Equipment Replacement Worksheets

Sub-totaled by Department

Sort	Department Name	Divisic	Unit.	Description	Equip Class	Life	Est.	Repl. Meter	Repl. %	col1	g/p	Salv. %	Salv. Amt	Fund	Fund %	Year	Purch. Cost	Current Meter	Repl. Year	2,034	2,035	2,036	2,037	2,038	2,039	
11	AIRPORT		1749	TEREX PORTABLE LIGHT PLANT	Misc Const Equ	20	7,000	3%	2.2	Ent	10%	1,791	562	100%	2011	17,907	1007	2031								
11	AIRPORT		1778	MEDICAL SUPPORT TRAILER	Non Powered E	20		5%	2.2	Ent	10%	3,500	407	100%	2011	35,000	0	2031								
11	AIRPORT		1785	FORD F350 4X4 PICKUP	Pickups and Lig	15	100,000	4%	2.2	Ent	15%	4,356	562	100%	2017	29,039	22,979	2032								
11	AIRPORT		1786	FORD F350 4X4 PICKUP	Pickups and Lig	15	100,000	4%	2.2	Ent	15%	4,356	562	100%	2017	29,039	24,337	2032								
11	AIRPORT		1727	JOHN DEERE 644 LOADER	Loaders	20	7,000	4%	2.2	Ent	20%	48,330	407	100%	2013	241,650	3,237	2033								
11	AIRPORT		1780	IHC DUMP TRUCK/SANDER/PLI	Dump trucks	20	7,000	4%	2.2	Ent	20%	58,159	407	100%	2013	290,793	5,435	2033								
11	AIRPORT		1781	IHC DUMP TRUCK/SANDER/PLI	Dump trucks	20	7,000	4%	2.2	Ent	20%	65,178	407	100%	2013	325,889	10,046	2033								
11	AIRPORT		1721	MULTI-TASK SNOW REMOVAL	Snow Plows	15	100,000	4%	2.2	Ent	15%	114,912	562	100%	2018	766,080	502	2033								
11	AIRPORT		1722	MULTI-TASK SNOW REMOVAL	Snow Plows	15	100,000	4%	2.2	Ent	15%	114,912	562	100%	2018	766,080	557	2033								
11	AIRPORT		E170	WINDSOR FLOOR SCRUBBER	Small Equipmer	13	N/A	3%	2.2	Ent	0%	-	562	100%	2009	11,972	#N/A	2022			25,819					
11	AIRPORT		1745	CHEVROLET C1500 PICKUP 4X	Pickups and Lig	32	100,000	3%	2.2	Ent	2%	231	562	100%	1990	11,528	54,357	2022								
AIRPORT Total																										
																					-	25,819	257,992	68,489	-	1,276,752
2.1	ANIMAL SHELTER		1001	CHEVY 3/4 TON EXT CAB PICK	Pickups and Lig	10	100,000	4%	1.0	Gov	15%	4,043	150-211	100%	2013	26,951	94,000	2023								
2.1	ANIMAL SHELTER		1002	CHEVY 3/4 TON EXT CAB PICK	Pickups and Lig	10	100,000	4%	1.0	Gov	15%	4,043	150-211	100%	2013	26,951	102,000	2023								
2.1	ANIMAL SHELTER		1004	FORD F250 4X4 EXT CAB PICK	Pickups and Lig	15	100,000	1%	1.0	Gov	20%	1,120	150-211	100%	2009	5,600	123,800	2024							6,428	
2.1	ANIMAL SHELTER		1010	FORD F250 4X4 SUPER CAB	Pickups and Lig	10	100,000	3%	1.0	Gov	10%	2,725	150-211	100%	2014	27,245	78,000	2024			46,483					
2.1	ANIMAL SHELTER		AS1002	ANIMAL CONTROL UNIT TRUCI	Attachments/acc	24		4%	1.0	Gov	10%	1,259	150-211	100%	2001	12,585	#N/A	2025								
2.1	ANIMAL SHELTER		1011	FORD F250 4WD XCAB PICKU	Pickups and Lig	10	100,000	3%	1.0	Gov	10%	2,620	150-211	100%	2015	26,195	82,000	2025					44,692			
2.1	ANIMAL SHELTER		AS1006	Animal control Box mounted on 1	Non Powered E	25	N/A	5%	1.0	Gov	5%	629	150-211	100%	2003	12,583	#N/A	2028								
2.1	ANIMAL SHELTER		1005	CHEVY 2500 4X4 EXT CAB	Pickups and Lig	10	100,000	4%	1.0	Gov	15%	4,888	150-211	100%	2020	32,589	7,200	2030								
2.1	ANIMAL SHELTER		AS1004	SCHWAB ANIMAL CONTROL U	Attachments/acc	22		4%	1.0	Gov	10%	-	150-211	100%	2009		#N/A	2031								
2.1	ANIMAL SHELTER		AS10021	ANIMAL TRANSPORT UNIT	Attachments/acc	20	N/A	4%	1.0	Gov	15%	2,073	150-211	100%	2013	13,820	#N/A	2033								
ANIMAL SHELTER Total																										
																					46,483	44,692	-	-	-	6,428
14	BUILDING		1054	CHEVY MALIBU SEDAN	Autos - General	16	100,000	4%	2.1	Ent	15%	2,440	209	100%	2008	16,264	72,000	2024								
14	BUILDING		1055	FORD FUSION 4DR SEDAN	Autos - General	10	100,000	3%	2.1	Ent	10%	1,806	209	100%	2015	18,060	41,000	2025								
14	BUILDING		1056	FORD FUSION	Autos - General	10	100,000	4%	2.1	Ent	15%	2,826	209	100%	2016	18,840	11,000	2026								
1.4	BUILDING		1060	DODGE 1500 4X4 XCAB PKUP	Pickups and Lig	10	100000	4%	ENT	15%	3,947	209	100%	2017	26,313	46,000	2027									
1.4	BUILDING		1061	DODGE 1500 4X4 XCAB	Pickups and Lig	10	100000	4%	ENT	15%	3,947	209	100%	2017	26,313	43,000	2027									
1.4	BUILDING		1062	DODGE 1500 4X4 XCAB	Pickups and Lig	10	100000	4%	ENT	15%	3,947	209	100%	2017	26,313	44,000	2027									
1.4	BUILDING		1063	DODGE 1500 4X4 XCAB	Pickups and Lig	10	100000	4%	ENT	15%	3,947	209	100%	2017	26,313	51,000	2027									
1.4	BUILDING		1064	DODGE 1500 4X4 XCAB	Pickups and Lig	10	100000	4%	ENT	15%	3,947	209	100%	2017	26,313	40,000	2027									
14	BUILDING		1057	DODGE 1500 4X4 XCAB	Pickups and Lig	10	100,000	4%	2.1	Ent	15%	2,440	209	100%	2018	26,706	28,000	2028								
BUILDING Total																										
																					-	30,812	38,455	268,540	54,510	-
4.3	CITY COUNTY PLANNING		5102	CHEVY EQUINOX AWD	SUV	15	100,000	3%	1.0	Gov	10%	2,392	240	100%	2014	23,918	32,500	2029								
4.3	CITY COUNTY PLANNING		5101	DODGE 1500 4X4 PICKUP	Pickups and Lig	10	100,000	3%	1.0	Gov	10%	2,507	240	100%	2020	25,072	150	2030								
CITY COUNTY PLANNING Total																										
																					-	-	-	-	-	-
1.8	CODE ENFORCEMENT		1955	FORD F150 4X2 XCAB PICKUP	Pickups and Lig	10	100,000	5%	2.1	GOV	15%	3,543	010-4321	100%	2016	23,622	45,000	2026							59,133	
1.8	CODE ENFORCEMENT		1953	DODGE 1500 4X4 EXTCAB PU	Pickups and Lig	10	100000	4%	GOV	15%	3,947	010 4321	100%	2017	26,313	28,000	2027								53,708	
1.8	CODE ENFORCEMENT		1950	DODGE 1500 4X4 PICKUP	Pickups and Lig	10	100,000	5%	2.1	GOV	15%	3,761	010-4321	100%	2020	25,072	500	2030								
1.8	CODE ENFORCEMENT		1952	DODGE 1500 4X4 PICKUP	Pickups and Lig	10	100,000	5%	2.1	GOV	15%	3,761	010-4321	100%	2020	25,072	500	2030								
CODE ENFORCEMENT Total																										
																					-	-	59,133	53,708	-	-
1.9	DEVELOPMENT SERVICES		1954	FORD FUSION 4 DOOR	Autos - General	17	90,000	4%	1.0	Gov	15%	910	282	33%	2011	6,069	37,000	2028								
1.9	DEVELOPMENT SERVICES		1954	FORD FUSION 4 DOOR	Autos - General	17	90,000	4%	1.0	Gov	15%	1,848	290	67%	2011	12,321	37,000	2028								
DEVELOPMENT SERVICES Total																										
																					-	-	-	-	-	-
1.2	ENGINEERING		1082	FORD F150 EXT CAB PICKUP	Pickups and Lig	13	80,000	4%	0.5	Ent	15%	3,051	010-3141	100%	2010	20,341	67,000	2023							53,344	
1.2	ENGINEERING		1095	FORD E150 CARGO VAN	Pickups and Lig	23	80,000	4%	0.5	Ent	15%	2,927	010-3141	100%	2000	19,513	66,000	2023								
1.2	ENGINEERING		1083	FORD RANGER X-CAB PICKUP	Pickups and Lig	13	80,000	4%	0.5	Ent	10%	1,477	010-3141	100%	2011	14,771	41,000	2024								
1.2	ENGINEERING		1094	Chevy Colorado Ext cab pickup	PICKUPS & LT	12	80,000	4%	0.5	ent	15%	2,677	010-3141	100%	2012	17,849	48,000	2024							39,475	
1.2	ENGINEERING		1084	FORD FUSION 4 DOOR	Autos - General	13	80,000	4%	0.5	Ent	10%	1,815	010-3141	100%	2011	18,150	47,000	2024							48,505	
1.2	ENGINEERING		1085	FORD FUSION 4 DOOR	Autos - General	15	100,000	4%	0.5	Ent	10%	1,885	010-3141	100%	2009	18,850	52,000	2024							59,253	
1.2	ENGINEERING		1099	FORD TRANSIT CONNECT	Autos - General	13	100,000	4%	0.5	Ent	10%	2,069	010-3141	100%	2011	20,685	49,000	2024							55,280	
1.2	ENGINEERING		1091	Chevy Colorado Ext cab pickup	PICKUPS & LT	13	80,000	4%	0.5	ent	15%	2,677	010-3141	100%	2012	17,849	39,000	2025							46,808	
1.2	ENGINEERING		1092	Chevy Colorado Ext cab pickup	PICKUPS & LT	13	80,000	4%	0.5	ent	15%	2,677	010-3141	100%	2012	17,849	34,000	2025							46,808	
1.2	ENGINEERING		1088	ADDCO MESSAGE BOARD	MISC EQUIPME	15	N/A	4%	0.5	Ent	10%	1,700	010-3141	100%	2011	17,000	-	2026								
1.2	ENGINEERING		1098	ADDCO MESSAGE BOARD	MISC EQUIPME	15	N/A	4%	0.5	Ent	10%	1,700	010-3141	100%	2011	17,000	-	2026								
1.2	ENGINEERING		1086	FORD F150 EXT CAB PICKUP	Pickups and Lig	12	100,000	4%	0.5	Ent	15%	3,514	010-3141	100%	2014	23,425	25,000	2026							56,532	
1.2	ENGINEERING		1080	DODGE 1500 2WD XCAB	Pickups and Lig	10	100000	4%	ENT	15%	3,540	01 3141	100%	2017	23,602	11,000	2027								48,175	
1.2	ENGINEERING		1089	DODGE 1500 2WD ECAB	Pickups and Lig	10	100000	4%	ENT	15%	3,540	01 3141	100%	2017	23,602	7,400	2027								48,175	
1.2	ENGINEERING		1096	DODGE 1500 2WD XCAB	Pickups and Lig	10	100000	4%	ENT	15%	3,540	01 3141	100%	2017	23,602	12,000	2027								48,175	
1.2	ENGINEERING		1093	DODGE 1500 4X4 XCAB	Pickups and Lig	10	100,000	4%	0.5	Ent	15%	1,686	513	100%	2018	26,706	11,000	2028							54,510	
1.2	ENGINEERING		1081	DODGE RAM1500 4X4 PICKUP	Pickups and Lig	10	100,000	4%	0.5	Ent	10%	2,575	010-3141	100%	2019	25,754	4,300	2029							53,855	
1.2	ENGINEERING		1087	GMC SONOMA S-15 PICKUP	Pickups and Lig	28	80,000	4%	0.5	Ent	10%	830	010-3141	100%	1994	8,299	67,0									

FY 2023 Equipment Replacement Worksheets

Sub-totaled by Department

Sort	Department Name	Divisic	Unit.	Description	Equip Class	Life	Est.	Repl. Meter	Repl. %	Salv. col1	Salv. g/p	Salv. %	Salv. Amt	Fund	Fund %	Year	Purch. Cost	Current Meter	Repl. Year	2,034	2,035	2,036	2,037	2,038	2,039																				
13	FACILITIES	4	1072	JOHN DEERE GATOR 6X4	Small Equipmer	24			4%	2.4	Int Svc	25%	625	650	100%	2000	2,500	1,400	2024																										
13	FACILITIES		1975	GMC CANYON PICKUP W/LIFT	Pickups and Lig	15	100,000	4%	3.1	Int Svc	10%	726	650	100%	2009	7,264	126,000	2024						22,834																					
13	FACILITIES		1073	GENIE SISSOR LIFT	Misc Const Equ	18	7,000	4%	3.1	Int Svc	10%	1,500	650	100%	2006	15,000	1,660	2024																											
13	FACILITIES		1075	TENNANT SWEEPER/SCRUBBER	MISC EQUIPME	9	3,000	3%	3.1	Int Svc	10%	6,900	650	100%	2015	69,000	2,260	2024																											
13	FACILITIES		1071	FORD FUSION 4 DOOR	Autos - General	15	100,000	4%	3.1	Int Svc	15%	2,723	650	100%	2011	18,150	30,000	2026																											
13	FACILITIES	3	1076	JOHN DEERE LAWN MOWER	Mowers/Riding	24			4%	2.4	Int Svc	15%	900	650	100%	1998	6,000	3,350	2022				7,867		22,834																				
FACILITIES Total																																													
2.3	FIRE		4082	FORD EXPLORER 4X4	SUV'S	16	80,000	4%	1.0	Gov	10%	2,480	150-22	100%	2007	24,800	92,000	2023							84,520																				
2.3	FIRE		4083	FORD F550 BRUSH TRUCK	Trucks Fire/Res	16			5%	1.0	Gov	10%	4,337	150-22	100%	2007	43,367	15,200	2023						202,305																				
2.3	FIRE		4057	FORD F550 4X4 BRUSH TRUCK	Trucks Fire/Res	21	80,000	5%	1.0	Gov	10%	4,274	150-22	100%	2002	42,737	21,000	2023																											
2.3	FIRE		4080	CHEVY MALIBU	Autos - General	17	80,000	5%	1.0	Gov	10%	1,538	150-22	100%	2007	15,379	57,000	2024																											
2.3	FIRE		4081	CHEVY MALIBU	Autos - General	17	80,000	5%	1.0	Gov	10%	1,538	150-22	100%	2007	15,379	65,000	2024																											
2.3	FIRE		4074	GMC 1/2 TON 4X4 PICKUP	Pickups and Lig	15	80,000	4%	1.0	Gov	10%	2,063	150-22	100%	2009	20,625	50,000	2024						64,833																					
2.3	FIRE		4070	FORD 4X4 BRUSH TRUCK	Trucks Fire/Res	20			5%	1.0	Gov	10%	5,470	150-22	100%	2004	54,698	16,800	2024																										
2.3	FIRE		4065	HAZMAT TRAILER	TRAILERS	20			4%	1.0	Gov	0%	-	150-22	100%	2004	87,820	-	2024																										
2.3	FIRE		4068	FREIGHTLINER HAZMAT UNIT	Trucks Fire/Res	20			5%	1.0	Gov	10%	8,782	150-22	100%	2004	87,820	510	2024																										
2.3	FIRE		4089	GMC TOPKICK 4DR W/RESCUE	Trucks Fire/Pur	15			5%	1.0	Gov	10%	12,769	150-22	100%	2009	127,686	14,700	2024						539,083																				
2.3	FIRE		4088	WATER TENDER 2500 GL	Trucks Fire/Pur	27			5%	1.0	Gov	10%	8,677	150-22	100%	1997	86,770	2,000	2024																										
2.3	FIRE		4048	SUTPHEN FIRE PUMPER	Trucks Fire/Pur	15			5%	1.0	Gov	4%	16,168	150-22	100%	2009	404,194	7,800	2024						1,497,667																				
2.3	FIRE		4049	SUTPHEN FIRE PUMPER	Trucks Fire/Pur	15			5%	1.0	Gov	4%	16,168	150-22	100%	2009	404,194	10,500	2024						1,497,667																				
2.3	FIRE		4098	CHEVY MALIBU	Autos - General	17	100,000	4%	1.0	Gov	15%	2,440	150-2	100%	2008	16,264	64,500	2025																											
2.3	FIRE		4093	S2 RESCUE PMPER	Trucks Fire/Res	18			5%	1.0	Gov	4%	11,437	150-22	100%	2007	285,937	11,400	2025																										
2.3	FIRE		4073	HAZMAT TRAILER	Trailers	35		N/A	2%	1.0	Gov	15%	2,100	150-22	100%	1991	14,000	30,000	2026																										
2.3	FIRE		4087	FORD F250 PICKUP W/PLOW	Pickups and Lig	15	80,000	5%	1.0	Gov	10%	2,998	150-22	100%	2011	29,984	37,000	2026																											
2.3	FIRE		4096	FORD F550 QRV	Trucks Fire/Pur	15	100,000	5%	1.0	Gov	10%	11,695	150-22	100%	2011	116,953	28,000	2026																											
2.3	FIRE		4097	FORD F550 QRV	Trucks Fire/Pur	15	100,000	5%	1.0	Gov	10%	11,695	150-22	100%	2011	116,953	21,500	2026																											
2.3	FIRE		4050	SUTPHEN PUMPER	Trucks Fire/Pur	18			5%	1.0	Gov	4%	14,939	150-22	100%	2008	373,477	11,800	2026																										
2.3	FIRE		4051	SUTPHEN PUMPER	Trucks Fire/Pur	18			5%	1.0	Gov	4%	14,939	150-22	100%	2008	373,477	9,100	2026																										
2.3	FIRE		4075	FORD FUSION 4DR SEDAN	Autos - General	12	80,000	5%	1.0	Gov	10%	1,806	150-22	100%	2015	18,060	22,000	2027							56,439																				
2.3	FIRE	99	4053	SUTPHEN AERIAL LADDER	Trucks Fire Aeri	30			4%	1.0	Gov	3%	360	150-22	100%	1997	12,000	7,300	2027																										
2.3	FIRE		4067	H&H TECHNICAL RESCUE TRAILERS	TRAILERS	20			4%	1.0	Gov	10%	695	150-22	100%	2009	6,950	-	2029																										
2.3	FIRE		4041	FORD INTERCEPTOR UTILITY SUV		10	110000	4%	1.0	GOV	10%	3,162	150-22	100%	2019	31,624	6,400	2029							66,130																				
2.3	FIRE		4042	FORD INTERCEPTOR UTILITY SUV		10	110000	4%	1.0	GOV	10%	3,162	150-22	100%	2019	31,624	6,800	2029							66,130																				
2.3	FIRE		4077	DODGE 2500 4X4 CREWCAB	Pickups and Lig	10	100,000	4%	1.0	Gov	10%	3,614	150-22	100%	2019	36,139	6,350	2029							75,571																				
2.3	FIRE		4094	DODGE 2500 4X4 CREWCAB	Pickups and Lig	10	100,000	4%	1.0	Gov	10%	3,614	150-22	100%	2019	36,139	15,000	2029							75,571																				
2.3	FIRE		4066	FORD F350 4X4 UTILITY BDY	Pickups and Lig	15	100,000	3.0%	1.0	Gov	15%	6,058	150-22	100%	2014	40,385	21,500	2029																											
2.3	FIRE		4069	FREIGHTLINER TOW VEHICLE	Trucks Fire/Res	15	7,000	4.0%	1.0	Gov	10%	19,540	150-22	100%	2014	195,395	240	2029																											
2.3	FIRE		4064	FREIGHTLINER WATER TENDER	Trucks Fire/Pur	25			5%	1.0	Gov	10%	11,587	150-22	100%	2004	115,868	950	2029																										
2.3	FIRE		4076	DODGE RAM 2500 4X4 CREWCAB	Pickups and Lig	10	100,000	4%	1.0	Gov	15%	4,581	150-22	100%	2020	30,542	3,900	2030																											
2.3	FIRE		4086	FORD F250 4X4 CREWCAB	Pickups and Lig	15	100,000	4%	1.0	Gov	15%	4,294	150-22	100%	2015	28,625	43,000	2030																											
2.3	FIRE		4054	PIERCE AERIAL LADDER	Trucks fire aeri	15	100,000	3%	1.0	Gov	10%	91,649	150-22	100%	2016	916,487	2,900	2031																											
2.3	FIRE		4072	FREIGHTLINER AIR VAN	VANS	20		N/A	4%	2.4	Gov	5%	4,868	150-22	100%	2012	97,360	5,800	2032																										
2.3	FIRE		4055	PIERCE FIRE PUMPER	Trucks Fire/Pur	15	100,000	5%	1.0	Gov	4%	24,435	150-22	100%	2020	610,879	700	2035			1,157,788																								
2.3	FIRE		4056	PIERCE FIRE PUMPER	Trucks Fire/Pur	15	100,000	5%	1.0	Gov	4%	24,435	150-22	100%	2020	610,879	1,000	2035			1,157,788																								
2.3	FIRE		4027	BREATHING AIR COMPRESSOR	Misc Equip	20	0	4%	1.0	GOV	10%	13,384	150-22	100%	2018	133,835	110	2038							279,865																				
2.3	FIRE		4060	FIRE TRUCK SUTPHEN QUINT	Trucks Fire/Pur	18			4%	1.0	Gov	4%	21,924	150-22	100%	2004	548,102	11,400	2022																										
FIRE Total																																													
5	FLEET SERVICES	2	1039	FORD F250 2WD W/SERVICE BODY	Pickups and Lig	16	100,000	4%	2.4	Int Svc	15%	750	601	100%	2008	5,000	104,000	2024																											
6	FLEET SERVICES		1045	FORD 3/4T EXT CAB W/SERVICE BODY	Pickups and Lig	14	100,000	3%	2.4	Int Svc	15%	975	503	100%	2010	6,500	91,000	2024							13,897																				
6	FLEET SERVICES		1044	FORD 1T 4X4 W/UTILITY & COIL	Pickups and Lig	16	100,000	6%	3.1	Int Svc	25%	2,469	601	100%	2008	9,875	109,000	2024																											
6	FLEET SERVICES		1036	FORD RANGER 1/2 TON PICKUP	Pickups and Lig	17	80,000	4%	3.1	Int Svc	10%	1,400	601	100%	2007	14,000	95,000	2024																											
6	FLEET SERVICES		1033	FORD F150 2WD PICKUP	Pickups and Lig	16	80,000	4%	3.1	Int Svc	10%	1,575	601	100%	2008	15,750	35,000	2024																											
5	FLEET SERVICES		7901	FORD F250 EX CAB W/SERVICE BODY	Pickups and Lig	13	100,000	3%	2.4	Int Svc	15%	3,475	513	100%	2011	23,165	91,000	2024							46,483																				
5	FLEET SERVICES		7902	FORD F250 EX CAB W/SERVICE BODY	Pickups and Lig	13	100,000	3%	2.4	Int Svc	15%	3,475	513	100%	2011	23,165	97,000	2024							46,483																				
6	FLEET SERVICES	4	1048	FORD ESCAPE AWD	SUV'S	11	100,000	4%	3.1	Int Svc	10%																																		

FY 2023 Equipment Replacement Worksheets

Sub-totaled by Department

Sort	Department Name	Divisic	Unit	Description	Equip Class	Est. Life	Repl. Meter	Repl. %	col1	g/p	Salv. %	Salv. Amt	Fund	Fund %	Year	Purch. Cost	Current Meter	Repl. Year	2,034	2,035	2,036	2,037	2,038	2,039	
1.2	ITD		1983	FORD RANGER EXT CAB PICKUP	Pickups and Lig	18	80,000	4%	0.5	Int Svc	10%	250	010-3141	100%	2006	2,500	87,000	2024							
ITD Total																									
4.2	LIBRARY		5006	FORD E350 12 PSGR VAN (A-9)	Pickups and Lig	26	80,000	3%	2.2	Gov	10%	250		100%	1998	2,500	33,500	2024							
4.2	LIBRARY		5004	FORD CUTAWAY VAN	Pickups and Lig	17	80,000	4%	1.0	Gov	10%	4,406		100%	2007	44,058	24,500	2024							
4.2	LIBRARY		5005	FREIGHTLINER BOOKMOBILE	Bus Misc	15	150,000	3%	1.0	Gov	10%	27,337		100%	2013	273,372	78,000	2024						636,208	
LIBRARY Total																									
5.6	MET TRANSIT		1816	GILLIG TRANSIT BUS	Bus MET	17	300,000	3.5%	2.3	Ent	1%	6		20%	2006	560	420,000	2023						636,208	
5.6	MET TRANSIT		1809	GILLIG TRANSIT BUS	Bus MET	18	300,000	3.5%	2.3	Ent	1%	5		20%	2005	543	420,000	2023							
5.6	MET TRANSIT		1809	GILLIG TRANSIT BUS	Bus MET	18	300,000	3.5%	2.3	Ent	1%	21		80%	2005	2,107	420,000	2023							
5.6	MET TRANSIT		1816	GILLIG TRANSIT BUS	Bus MET	17	300,000	3.5%	2.3	Ent	1%	22		80%	2006	2,239	420,000	2023							
5.6	MET TRANSIT		1867	CHEVY MALIBU 4DR SEDAN	Autos - General	23	53,000	5%	2.3	Ent	5%	766		100%	2000	15,324	66,000	2023							
5.6	MET TRANSIT		1823	FORD F550 31' CUTASWY	Bus MET	7	200,000	3%	2.3	Ent	5%	2,156		20%	2016	43,111	111,000	2023				78,044			
5.6	MET TRANSIT		1824	FORD F550 31' CUTASWY	Bus MET	7	200,000	3%	2.3	Ent	5%	2,156		20%	2016	43,111	123,000	2023				78,044			
5.6	MET TRANSIT		1892	FORD F450 PARATRANSIT	Bus Paratransit	7	100000	3%		Ent	5%	3,163		80%	2017	63,260	55,000	2024					114,519		
5.6	MET TRANSIT		1888	Ford Paratransit Van	Bus Paratransit	9	90,000	3%	2.3	Ent	5%	733		20%	2014	14,665	83,000	2023							
5.6	MET TRANSIT		1888	Ford Paratransit Van	Bus Paratransit	9	90,000	3%	2.3	Ent	5%	2,933		80%	2014	58,660	83,000	2023							
5.6	MET TRANSIT		1890	MET PARATRANSIT VAN	Bus Paratransit	8	9,000	4%	2.3	Ent	5%	3,752		20%	2015	75,046	74,000	2023						188,613	
5.6	MET TRANSIT		1890	MET PARATRANSIT VAN	Bus Paratransit	8	9,000	4%	2.3	Ent	5%	3,752		80%	2015	75,046	74,000	2023						188,613	
5.6	MET TRANSIT		1891	MET PARATRANSIT VAN	Bus Paratransit	8	9,000	4%	2.3	Ent	5%	3,752		20%	2015	75,046	79,000	2023						188,613	
5.6	MET TRANSIT		1891	MET PARATRANSIT VAN	Bus Paratransit	8	9,000	4%	2.3	Ent	5%	3,752		80%	2015	75,046	79,000	2023						188,613	
5.6	MET TRANSIT		1823	FORD F550 31' CUTASWY	Bus MET	7	200,000	3%	2.3	Ent	5%	8,622		80%	2016	172,443	111,000	2023				312,173			
5.6	MET TRANSIT		1824	FORD F550 31' CUTASWY	Bus MET	7	200,000	3%	2.3	Ent	5%	8,622		80%	2016	172,443	123,000	2023				312,173			
5.6	MET TRANSIT		1868	TANDEM FLAT BED TRAILER	Non Powered E	32	0	2%	2.3	Ent	6%	110		100%	1992	1,828	-	2024							
5.6	MET TRANSIT		1892	FORD F450 PARATRANSIT	Bus Paratransit	7	100000	3%		Ent	5%	791		20%	2017	15,816	55,000	2024					28,632		
5.6	MET TRANSIT		1893	FORD F450 PARATRANSIT	Bus Paratransit	7	100000	3%		Ent	5%	791		20%	2017	15,816	61,000	2024					28,632		
5.6	MET TRANSIT		1877	Ford Paratransit Van	Bus Paratransit	5	90,000	3%	2.3	Ent	5%	882		20%	2019	17,637	23,000	2024	26,596						30,973
5.6	MET TRANSIT		1872	FORD F450 PARATRANSIT	Bus Paratransit	6	100000	3%		Ent	5%	882		20%	2018	17,637	37,000	2024						29,144	
5.6	MET TRANSIT		1873	FORD F450 PARATRANSIT	Bus Paratransit	6	100000	3%		Ent	5%	882		20%	2018	17,637	29,000	2024						29,144	
5.6	MET TRANSIT		1874	FORD F450 PARATRANSIT	Bus Paratransit	6	100000	3%		Ent	5%	882		20%	2018	17,637	35,000	2024						29,144	
5.6	MET TRANSIT		1875	FORD F450 PARATRANSIT	Bus Paratransit	6	100000	3%		Ent	5%	882		20%	2018	17,637	39,000	2024						29,144	
5.6	MET TRANSIT		1876	FORD F450 PARATRANSIT	Bus Paratransit	6	100000	3%		Ent	5%	882		20%	2018	17,637	39,000	2024						29,144	
5.6	MET TRANSIT		1865	FORD TAURUS	Autos - General	19	100,000	3%	2.3	Ent	10%	1,460		100%	2005	14,600	57,000	2024							
5.6	MET TRANSIT		1820	FORD F550 31' CUTASWY	Bus MET	8	200,000	3%	2.3	Ent	5%	2,156		20%	2016	43,111	988,000	2024							
5.6	MET TRANSIT		1821	FORD F550 31' CUTASWY	Bus MET	8	200,000	3%	2.3	Ent	5%	2,156		20%	2016	43,111	101,000	2024							
5.6	MET TRANSIT		1822	FORD F550 31' CUTASWY	Bus MET	8	200,000	3%	2.3	Ent	5%	2,156		20%	2016	43,111	104,000	2024							
5.6	MET TRANSIT		1825	FORD F550 31' CUTASWY	Bus MET	8	200,000	3%	2.3	Ent	5%	2,156		20%	2016	43,111	114,000	2024							
5.6	MET TRANSIT		1870	NILFISK ADVANCE SWEEPER	SWEEPERS	20		3%	2.3	Ent	10%	3,241		100%	2004	32,412	500	2024							
5.6	MET TRANSIT		1869	FORD F350 4X4 EXT CAB W/PL	Pickups and Lig	15	100,000	4%	2.3	Ent	10%	3,398		100%	2009	33,984	40,000	2024						106,825	
5.6	MET TRANSIT		1862	FORKLIFT	Forklifts	34	700	3%	2.3	Ent	5%	1,198		100%	1990	23,963	750	2024							
5.6	MET TRANSIT		1893	FORD F450 PARATRANSIT	Bus Paratransit	7	100000	3%		Ent	5%	3,163		80%	2017	63,260	61,000	2024					114,519		
5.6	MET TRANSIT		1877	Ford Paratransit Van	Bus Paratransit	5	90,000	3%	2.3	Ent	5%	3,527		80%	2019	70,548	23,000	2024	106,384						123,890
5.6	MET TRANSIT		1872	FORD F450 PARATRANSIT	Bus Paratransit	6	100000	3%		Ent	5%	3,527		80%	2018	70,548	37,000	2024						116,576	
5.6	MET TRANSIT		1873	FORD F450 PARATRANSIT	Bus Paratransit	6	100000	3%		Ent	5%	3,527		80%	2018	70,548	29,000	2024						116,576	
5.6	MET TRANSIT		1874	FORD F450 PARATRANSIT	Bus Paratransit	6	100000	3%		Ent	5%	3,527		80%	2018	70,548	35,000	2024						116,576	
5.6	MET TRANSIT		1875	FORD F450 PARATRANSIT	Bus Paratransit	6	100000	3%		Ent	5%	3,527		80%	2018	70,548	39,000	2024						116,576	
5.6	MET TRANSIT		1876	FORD F450 PARATRANSIT	Bus Paratransit	6	100000	3%		Ent	5%	3,527		80%	2018	70,548	39,000	2024						116,576	
5.6	MET TRANSIT		1861	FORD F350 4X4 TRUCK	Pickups and Lig	25	32,000	5%	2.3	Ent	5%	1,226		100%	1999	24,517	17,500	2024							
5.6	MET TRANSIT		1818	GILLIG TRANSIT BUS	Bus MET	13	300,000	3.5%	2.3	Ent	1%	768		20%	2011	76,818	306,000	2024				187,125			
5.6	MET TRANSIT		1819	GILLIG TRANSIT BUS	Bus MET	13	300,000	3.5%	2.3	Ent	1%	768		20%	2011	76,818	301,000	2024				187,125			
5.6	MET TRANSIT		1820	FORD F550 31' CUTASWY	Bus MET	8	200,000	3%	2.3	Ent	5%	8,622		80%	2016	172,443	98,000	2024							
5.6	MET TRANSIT		1821	FORD F550 31' CUTASWY	Bus MET	8	200,000	3%	2.3	Ent	5%	8,622		80%	2016	172,443	101,000	2024							
5.6	MET TRANSIT		1822	FORD F550 31' CUTASWY	Bus MET	8	200,000	3%	2.3	Ent	5%	8,622		80%	2016	172,443	104,000	2024							
5.6	MET TRANSIT		1825	FORD F550 31' CUTASWY	Bus MET	8	200,000	3%	2.3	Ent	5%	8,622		80%	2016	172,443	114,000	2024							
5.6	MET TRANSIT		1818	GILLIG TRANSIT BUS	Bus MET	13	300,000	3.5%	2.3	Ent	1%	3,073		80%	2011	307,274	306,000	2024				748,507			
5.6	MET TRANSIT		1819	GILLIG TRANSIT BUS	Bus MET	13	300,000	3.5%	2.3	Ent	1%	3,073		80%	2011	307,274	301,000	2024				748,507			
5.6	MET TRANSIT		1859	MASSY 4WD TRACTOR/BROOK	Tractors	15	7,000	3%	2.3	Ent	10%	2,041		100%	2010	20,406	125	2025							
5.6	MET TRANSIT		1878	MET PARATRANSIT VAN	Bus Paratransit	6	9,000	3%	2.3	Ent	5%	4,028		20%	2019	80,555	1,396	2025				133,112			
5.6	MET TRANSIT		1879	MET PARATRANSIT VAN	Bus Paratransit	6	9,000	3%	2.3	Ent	5%	4,028													

FY 2023 Equipment Replacement Worksheets

Sub-totaled by Department

Sort	Department Name	Divisic	Unit.	Description	Equip Class	Life	Est.	Repl. Meter	Repl. %	col1	g/p	Salv. %	Salv. Amt	Fund	Fund %	Year	Purch. Cost	Current Meter	Repl. Year	2,034	2,035	2,036	2,037	2,038	2,039
1.3	PARK DIVISION		1604	FORD F250 2WD W/SERVICE	Pickups and Lig	15	100,000	4%	2.4	Gov	25%	1,500	150-112	100%	2008	6,000	102,000	2023						17,960	
1.3	PARK DIVISION		1938	TORO TURF SWEEPER	Small Equipmer	28	2,000	3%	0.5	Gov	15%	1,500	010-5141	100%	1995	9,999	1,600	2023							
2.3	PARK DIVISION		1687	TURF SWEEPER	Misc Const Equ	28	3,000	4%	0.5	Gov	15%	1,969	010-5112	100%	1995	13,125	750	2023							
1.3	PARK DIVISION		1609	FORD F150 2WD REG CAB PIC	Pickups and Lig	10	80,000	4%	0.5	Gov	10%	1,869	010-5112	100%	2013	18,686	98,000	2023							
1.3	PARK DIVISION		1630	FORD F350 W/SERVICE BODY	Pickups and Lig	12	80,000	4%	0.5	Gov	10%	2,961	010-5112	100%	2011	29,613	81,000	2023		72,946					
1.3	PARK DIVISION		1632	JOHN DEERE TRACTOR BACKL	Backhoes	29	5,000	4%	0.5	Gov	15%	2,813	010-5112	100%	1994	18,750	55	2023							
1.3	PARK DIVISION		1671	TORO 5900 16' MOWER	Mowers/Riding	10	3,000	4%	0.5	Gov	15%	11,947	010-5112	100%	2013	79,649	3,300	2023							
1.3	PARK DIVISION		1676	TORO 5900 16' MOWER	Mowers/Riding	10	7,000	4%	0.5	Gov	15%	11,947	010-5112	100%	2013	79,649	3,800	2023							
1.3	PARK DIVISION		1607	FORD RANGER 4X4	Pickups and Lig	23	100,000	1%	1.0	Gov	40%	1,105	240	100%	2001	2,762	42,000	2024							
1.3	PARK DIVISION		1693	FORD RANGER EXT CAB PICKI	Pickups and Lig	16	100,000	1%	1.0	Gov	30%	1,200	010-4321	100%	2008	4,000	112000	2024							
1.3	PARK DIVISION		1692	FORD RANGER EXT CAB PICKI	Pickups and Lig	17	100,000	1%	1.0	Gov	30%	1,200	010-4321	100%	2007	4,000	93000	2024							
1.3	PARK DIVISION		1637	COMPRESSOR	Air Compressor	34	5,000	3%	0.5	Gov	10%	300	010-5112	100%	1990	3,000	2,500	2024							
1.3	PARK DIVISION		1674	Ditch Witch Tilt-bed trailer	Non Powered E	21	N/A	4%	0.5	Gov	10%	316	010-5112	100%	2003	3,161	6	2024							
1.3	PARK DIVISION		1642	BOBCAT UTILITY VEHICLE	ATV	10	3,000	3%	0.5	Gov	10%	739	010-5112	100%	2014	7,386	900	2024	12,601						
1.3	PARK DIVISION		1629	HOLLAND AERWAY AERATOR,	Attachments/acc	24	N/A	4%	0.5	Gov	15%	715	010-5112	100%	2000	4,765	-	2024							
1.3	PARK DIVISION		1610	CHEVY 1500 2WD PICKUP	Pickups and Lig	19	80,000	4%	0.5	Gov	10%	1,347	0110-5112	100%	2005	13,470	67,000	2024							
1.3	PARK DIVISION		1903	SUL AIR AIR COMPRESSOR 18	Misc Const Equ	38	1,700	3%	0.5	Gov	14%	1,587	010-5141	100%	1986	11,339	2,850	2024							
1.3	PARK DIVISION		1622	FORD F150 EXT CAB PICKUP	Pickups and Lig	11	80,000	4%	0.5	Gov	10%	2,101	010-5112	100%	2013	21,010	42,000	2024		47,691					
1.3	PARK DIVISION		1930	WALKER 52" MOWER W/ATTCI	Mowers/Riding	6	3,000	4%	0.5	Gov	10%	2,727	010-5141	100%	2018	27,267	800	2024			52,511				
1.3	PARK DIVISION		1929	TORO WORKMAN HDX 4X4	Small Equipmer	8	3,000	4%	0.1	Gov	10%	2,574	010-5141	100%	2016	25,741	650	2024							
1.3	PARK DIVISION		1928	WALKER MOWER	Mowers/Riding	9	3,000	4%	0.5	Gov	15%	4,098	010-5114	100%	2015	27,321	1,700	2024							
1.3	PARK DIVISION		1624	TORO SPRAYER	MISC EQUIPME	16	7,000	5%	0.5	Gov	10%	1,700	010-5112	100%	2008	17,000	1,100	2024							
1.3	PARK DIVISION		1675	Ditch Witch	Misc Const Equ	21	7,000	4%	0.5	Gov	10%	1,830	010-5112	100%	2003	18,299	110	2024							
1.3	PARK DIVISION		1625	FORD F350 STAKE BED/HLIST	Pickups and Lig	13	80,000	4%	0.5	Gov	10%	2,935	010-5112	100%	2011	29,345	46,000	2024				78,424			
1.3	PARK DIVISION		1640	JOHN DEERE 5420 TRACTOR	Tractors	22	10,000	3%	0.5	Gov	10%	4,218	010-5112	100%	2002	42,184	1,150	2024							
1.3	PARK DIVISION		1020	FORD E450 PASSENGER VAN	BUS MISC	15	100,000	4%	1.0	Gov	10%	5,985	010-	100%	2009	59,853	30,000	2024						188,142	
1.3	PARK DIVISION	4	1023	FORD E450 PASSENGER VAN	BUS MISC	15	100,000	4%	1.0	Gov	10%	5,985	010-	100%	2009	59,853	43,000	2024						188,142	
1.3	PARK DIVISION		1906	JCB BACKHOE / LOADER	Loaders	27	7,000	5%	0.5	Gov	14%	4,830	010-5141	100%	1997	34,500	4,800	2024							
1.3	PARK DIVISION		1618	IHC 4700 W/VERSALIFT, OVER	Trucks Ariel Buc	24	8,000	4%	0.5	Gov	15%	14,285	010-5111	100%	2000	95,233	6,700	2024							
1.3	PARK DIVISION		3606	BOBCAT UTV 4X2 3200	UTV	10	3,000	3%	0.5	Gov	15%	1,119	150-112	100%	2015	7,462	910	2025							
1.3	PARK DIVISION		1680	TORO WORKMAN ATV	Small Equipmer	15	N/A	3%	0.5	Gov	5%	353	010-5112	100%	2010	7,064	2,000	2025			12,358				
1.3	PARK DIVISION		3610	BOBCAT UTV 4X4 W/ATTCHMI	UTV	10	3,000	3%	0.5	Gov	15%	3,205	150-112	100%	2015	21,365	1,010	2025						35,383	
1.3	PARK DIVISION		3601	CHEVY 1500 2WD PICKUP	Pickups and Lig	10	100,000	4%	0.5	Gov	15%	3,329	150-112	100%	2015	22,193	39,000	2025						45,299	
1.3	PARK DIVISION		3602	CHEVY 1500 2WD PICKUP	Pickups and Lig	10	100,000	4%	0.5	Gov	15%	3,329	150-112	100%	2015	22,193	39,000	2025						45,299	
1.3	PARK DIVISION		3618	FORD F150 X-CAB 2WD PICKL	Pickups and Lig	10	100,000	4%	0.5	Gov	10%	2,580	150-112	100%	2015	25,803	13,000	2025						53,957	
1.3	PARK DIVISION		1633	TURFTENDER TOP DRESSER,	Attachments/acc	26	N/A	4%	0.5	Gov	15%	2,505	010-5112	100%	1999	16,700	-	2025							
1.3	PARK DIVISION		1641	CASE TRACTOR W/MOWER	Tractors	20	7,000	4%	0.5	Gov	5%	1,446	0110-5112	100%	2005	28,925	1,900	2025							
1.3	PARK DIVISION		3617	TORO 4100D TRIM MOWER	Mowers/Riding	10	6,000	4%	0.5	Gov	5%	2,737	150-112	100%	2015	54,742	2,050	2025						117,209	
1.3	PARK DIVISION		3615	TORO 5900 MOWER	Mowers/Riding	10	6,000	4%	0.5	Gov	5%	4,037	150-112	100%	2015	80,749	3,000	2025						172,894	
1.3	PARK DIVISION		3616	TORO 5900 MOWER	Mowers/Riding	10	6,000	4%	0.5	Gov	5%	4,037	150-112	100%	2015	80,749	2,750	2025						172,894	
1.3	PARK DIVISION		1612	CHEVY 3/4 TON PICKUP	Pickups and Lig	20	80,000	1%	0.5	Gov	15%	675	010-5112	100%	2006	4,500	95,000	2026							
1.3	PARK DIVISION		1634	PJ TILT BED TRAILER	TRAILERS	15	N/A	3%	0.5	Gov	10%	788	010-5112	100%	2011	7,876	-	2026							
1.3	PARK DIVISION		1914	JOHN DEERE GATOR	Small Equipmer	12	2,000	4%	0.5	Gov	12%	1,319	010-5141	100%	2014	10,995	650	2026						26,864	
1.3	PARK DIVISION		1697	CHEVY 1500 4X4 W/PLOW	TRUCKS OVER	12	100,000	3%	0.5	Gov	15%	4,857	010-5112	100%	2014	32,383	54,000	2026						60,971	
1.3	PARK DIVISION		1905	Chevy Colorado Ext cab pickup	PICKUPS & LT	15	100,000	4%	0.5	Gov	15%	2,677	010-5141	100%	2012	17,849	23,000	2027							
1.3	PARK DIVISION		1638	DODGE 1500 2WD LB PICKUP	Pickups and Lig	10	100,000	4%	Gov	15%	3,376	010 5141	100%	2017	22,506	14,000	2027						45,938		
1.3	PARK DIVISION		1639	DODGE 1500 2WD LB PICKUP	Pickups and Lig	10	100,000	4%	Gov	15%	3,376	010 5141	100%	2017	22,506	35,000	2027						45,938		
1.3	PARK DIVISION		1024	FORD RANGER 1/2 TON PICKU	Pickups and Lig	20	80,000	4%	0.5	Gov	15%	2,248	010-5114	100%	2007	14,989	43,000	2027							
1.3	PARK DIVISION		1605	FORD F250 4X4 W SNOWPLO	Pickups and Lig	10	100,000	4%	0.5	Gov	15%	3,835	150-112	100%	2017	25,565	15,000	2027						52,181	
1.3	PARK DIVISION		1651	DODGE 1500 4X4 XCAB	Pickups and Lig	10	100,000	4%	Gov	15%	3,947	010 5141	100%	2017	26,313	16,000	2027						53,708		
1.3	PARK DIVISION		3603	FORD F250 4X4 W SNOWPLO	Pickups and Lig	12	100,000	4%	0.5	Gov	15%	5,387	150-112	100%	2015	35,911	60,000	2027						86,664	
1.3	PARK DIVISION		1691	FREIGHTLINER DUMP TRUCK	TRUCKS OVER	15	80,000	4%	0.5	Gov	15%	11,974	010-5112	100%	2012	79,825	20,000	2027							
1.3	PARK DIVISION		1694	FREIGHTLINER DUMP TRUCK	TRUCKS OVER	15	80,000	4%	0.5	Gov	15%	11,974	010-5112	100%	2012	79,825	22,000	2027							
1.3	PARK DIVISION		1654	Vermeer Stump Grinder	Misc Const Equ	25	2,500	4%	0.5	Gov	10%	15	010-5111	100%	2003	150	270	2028							
1.3	PARK DIVISION		3622	POLARIS RANGER 4X4 UTV	ATV/UTV	10	5,000	4%	0.5	Gov	10%	948	010-5114	100%	2018	9,482	1,950	2028						19,828	
1.3	PARK DIVISION		3623	POLARIS RANGER 4X4 UTV	ATV/UTV	10	5,000	4%	0.5	Gov	10%	948	010-5114	100%	2018	9,482	510	2028						19,828	
1.3	PARK DIVISION		3624	POLARIS RANGER 4X4 UTV	ATV/UTV	10	5,000	4%	0.5	Gov	10%	948	010-5114	100%	2018	9,482	525	2028						19,828	
1.3	PARK DIVISION		3631	DODGE RAM 1500 2WD PICKU	Pickups and Lig	10	100,000	3%	0.5	Gov	15%	3,717	010-5114	100%	2018	24,780	7,700	2028						41,038	
1.3	PARK DIVISION		1664	JOHN DEERE 72" FRONT	Mowers/Riding	8	5,000	4%	Gov	15%	3,875	010 5141	100%	2020	25,835	500	2028						44,513		
1.3	PARK DIVISION	2		FUEL STORAGE TANKS	Non Powered E	25		4%	0.5	Gov	1%	120	010-5141	100%	2003	11,962	#N/A	2028							
1.3</																									

FY 2023 Equipment Replacement Worksheets

Sub-totaled by Department

Sort	Department Name	Divisic	Unit.	Description	Equip Class	Life	Est.	Repl. Meter	Repl. %	col1	g/p	Salv. %	Salv. Amt	Fund	Fund %	Year	Purch. Cost	Current Meter	Repl. Year	2,034	2,035	2,036	2,037	2,038	2,039																		
1.3	PARK DIVISION		1649	TORO 4100D 16' MOWER	Mowers/Riding	10	3,000	4%	0.5	Gov	15%	8,965	010-5112	100%	2018	59,767	950	2028					121,992																				
1.3	PARK DIVISION		1647	TORO 5900 16' MOWER	Mowers/Riding	10	3,000	4%	0.5	Gov	15%	12,748	010-5112	100%	2018	84,984	850	2028					173,463																				
1.3	PARK DIVISION		1924	WALKER MOWER/SNOW BLOW MOWERS		9	3,000	4%	0.5	Gov	15%	3,156	010-5141	100%	2020	21,043	100	2029					39,473																				
1.3	PARK DIVISION		1636	DODGE RAM 1500 2WD REG C	Pickups and Lig	10	100,000	4%	0.5	Gov	10%	2,322	010-5112	100%	2019	23,220	7,300	2029						48,556																			
1.3	PARK DIVISION		1919	WALKER 52" RIDING MOWER	MOWERS	9	3,000	4%	0.5	Gov	15%	3,916	010-5141	100%	2020	26,106	100	2029					48,970																				
1.3	PARK DIVISION		3634	DODGE 1500 4X4 PICKUP	Pickups and Lig	10	100000	4%		Gov	15%	3,761	010 5141	100%	2020	25,072	2,100	2030																									
1.3	PARK DIVISION		3612	TRU BURROW BLOCKER TRA	Trailers	15	N/A	4%	0.5	Gov	10%	1,990	150-112	100%	2015	19,895	0	2030																									
1.3	PARK DIVISION		1602	DODGE 1500 4X4 PICKUP	Pickups and Lig	10	100000	4%		Gov	15%	4,832	010 5141	100%	2020	32,216	1,700	2030																									
1.3	PARK DIVISION		1627	IHC PACMAC GARBAGE	Trucks Refuse	10	10000	4%		Gov	10%	13,203	010 5141	100%	2020	132,033	800	2030																									
1.3	PARK DIVISION		3621	NORTHSTAR	MISC EQUIPME	15	N/A	3%	1.0	Gov	10%	740	010-5112	100%	2016	7,400	80	2031																									
1.3	PARK DIVISION		1678	TORO MOWER	Mowers/Riding	21	3,000	3%	0.5	Gov	10%	1,796	010-5112	100%	2011	17,964	1,700	2032																									
1.3	PARK DIVISION		1644	TORO PROCORE AERATOR	Pickups and Lig	15	100000	4%		Gov	10%	3,454	010 5141	100%	2017	34,538	-	2032																									
1.3	PARK DIVISION		1660	DODGE RAM 5500 2WD	Pickups and Lig	12	100000	4%		Gov	15%	6,793	010 5141	100%	2020	45,287	700	2032																									
1.3	PARK DIVISION		1614	FORD F250 PICKUP W/PLOW	PICKUPS & LT	10	80,000	4%	0.5	Gov	15%	4,868	010-5112	100%	2012	32,453	90,000	2022																									
1.3	PARK DIVISION		1643	WIEDENMAN LAWN	Small Equipmer	15	100000	4%		Gov	10%	4,218	010 5141	100%	2017	42,175	-	2032																									
1.3	PARK DIVISION		1684	CAT 908H WHEEL LOADER	LOADERS	20	7,000	4%	0.5	Gov	15%	12,939	010-5112	100%	2012	86,258	2,900	2032																									
1.3	PARK DIVISION		1635	BOBCAT TRACK LOADER	Loaders	15	7,000	4%	0.5	Gov	15%	8,570	010-5114	100%	2018	57,133	350	2033																									
1.3	PARK DIVISION		1617	FREIGHTLINER SERIAL MANLI	Trucks aerial bu	15	7,000	4%	0.5	Gov	15%	21,932	010-5114	100%	2019	146,213	700	2034	241,389																								
1.3	PARK DIVISION		1028	MOBIL SOUND STAGE TRAILER	Non Powered Ei	30	N/A	4%	1.0	Gov	10%	8,183	640	100%	2004	81,829	-	2034	257,221																								
1.3	PARK DIVISION		3608	PJ TILT BED TRAILER	Trailers	20	N/A	3%	0.5	Gov	15%	774	150-112	100%	2015	5,161	0	2035																									
1.3	PARK DIVISION		3609	PJ TILT BED TRAILER	Trailers	20	N/A	3%	0.5	Gov	15%	774	150-112	100%	2015	5,161	0	2035																									
1.3	PARK DIVISION		3613	VERMEER BRUSH CHIPPER	Misc	20	7,000	4%	0.5	Gov	10%	3,878	150-112	100%	2015	38,779	550	2035																									
1.3	PARK DIVISION		1620	JOHN DEERE Z997 RIDING MO	Mowers/Riding	14	3,000	5%	0.5	Gov	15%	1,785	010-5112	100%	2008	11,900	2,100	2022																									
1.3	PARK DIVISION		3630	B-B 20' Tiltbed Trailer	Trailers	20	N/A	3%	0.5	Gov	15%	1,254	010-5114	100%	2018	8,363	20	2038					13,850																				
1.3	PARK DIVISION	5	1611	CHEVY 1500 2WD PICKUP	Pickups and Lig	17	80,000	4%	0.5	Gov	10%	1,347	0110-5112	100%	2005	13,470	105,000	2022						49,762																			
1.3	PARK DIVISION		1650	IHC TRUCK WITH BOX HOIST	Trucks over 1 to	40	80,000	5%	0.5	Gov	10%	4,269	010-5111	100%	2001	42,685	16,000	2041																									
1.3	PARK DIVISION		1631	JOHN DEERE 5420 TRACTOR	Tractors	20	10,000	3%	0.5	Gov	10%	2,938	010-5112	100%	2002	29,381	6,800	2022																									
1.3	PARK DIVISION		1026	FORD 1/2 TON PICKUP WHITE	Pickups and Lig	25	80,000	4%	0.5	Gov	15%	2,160	010-5114	100%	1997	14,397	72,000	2022																									
1.3	PARK DIVISION		1603	FORD HI-CUBE VAN	Trucks over 1 to	28	60,000	4%	1.0	Gov	50%	1,113	150-112	100%	1994	2,225	13,500	2022																									
1.3	PARK DIVISION		1687	TURF SWEEPER	Misc Const Equ	28	3,000	4%	0.5	Gov	15%	1,969	010-5112	100%	1994	13,125	750	2022																									
1.3	PARK DIVISION		1907	CHEVY 1T DUMP TRK W/PLOW	Pickups and Lig	23	70,000	3%	0.5	Gov	14%	3,517	010-5141	100%	1999	25,123	26,000	2022																									
5	PARK DIVISION		7808	IR COMPRESSOR	Misc Const Equ	15		3%	2.4	Gov	15%	2,835	513	100%	2010	18,900	650	2025																									
PARK DIVISION Total																				511,212	874,115	157,624	276,188	918,365	561,266																		
5.1	PARKING		1964	BOBCAT UTV W/PLOW & BRO	UTV	9	3,000	4%	0.5	Ent	15%	3,723	521	100%	2015	24,819	3,200	2024																									
5.1	PARKING		1965	BOBCAT UTV W/PLOW & BRO	UTV	9	3,000	4%	1.0	Ent	15%	3,723	521	100%	2015	24,819	2,500	2024																									
5.1	PARKING		1960	ADVANCE SWEEPER	SWEEPERS	14	7,000	5%	2.5	Ent	10%	3,440	524	100%	2010	34,395	450	2024						131,393																			
5.1	PARKING		1967	CY-CORP TRAILER USED FO	Non Powered Ei	37	0	3%	2.5	Ent	20%	110	524	25%	1988	548	-	2025																									
5.1	PARKING		1967	CY-CORP TRAILER USED FO	Non Powered Ei	37	0	3%	2.5	Ent	20%	110	522	25%	1988	548	-	2025																									
5.1	PARKING		1967	CY-CORP TRAILER USED FO	Non Powered Ei	37	0	3%	2.5	Ent	20%	110	523	25%	1988	548	-	2025																									
5.1	PARKING		1967	CY-CORP TRAILER USED FO	Non Powered Ei	37	0	3%	2.5	Ent	20%	110	524	25%	1988	548	-	2025																									
5.1	PARKING		1961	JOHN DEERE X700 ULTIMATE	Small Equipmer	19		3%	2.5	Ent	15%	774	522	33%	2006	5,162	525	2025																									
5.1	PARKING		1961	JOHN DEERE X700 ULTIMATE	Small Equipmer	19		3%	2.5	Ent	15%	774	523	33%	2006	5,162	525	2025																									
5.1	PARKING	1	1961	JOHN DEERE X700 ULTIMATE	Small Equipmer	19		3%	2.5	Ent	15%	798	524	34%	2006	5,318	525	2025																									
5.1	PARKING		1969	GMC SONOMA 4X4 PICKUP	Pickups and Lig	29	80,000	3%	2.5	Ent	15%	2,380	521	100%	1996	15,868	85,000	2025																									
5.1	PARKING		1972	FORD F150 4X4 PICKUP	Pickups and Lig	16	100,000	4%	2.5	Ent	10%	2,128	522	100%	2011	21,275	33,000	2027																									
5.1	PARKING		1962	GO-4 PARKING VEHICLE	CUSHMAN & Ei	15	40,000	1%	0.5	Ent	10%	2,492	521	100%	2007	24,923	39,000	2022					31,100																				
PARKING Total																				-	-	-	31,100	131,393	-																		
2.2	POLICE DEPT		1512	FORD FUSION 4 DOOR	Autos - General	13	100,000	4%	1.0	Gov	10%	1,524	150-21	100%	2010	15,242	83,000	2023																									
2.2	POLICE DEPT		1435	FORD INTERCEPTOR	Police Patrol Ca	6	100000	4%	1.0	GOV	15%	4,134	150 2	100%	2017	27,561	86,000	2023					51,699																				
2.2	POLICE DEPT		1441	FORD INTERCEPTOR	Police Patrol Ca	6	100000	4%	1.0	GOV	15%	4,134	150 2	100%	2017	27,561	90,000	2023					51,699																				
2.2	POLICE DEPT		1423	FORD INTERCEPTOR	Police Patrol Ca	7	100,000	4%	1.0	Gov	10%	2,749	150-21	100%	2016	27,488	88,000	2023						59,890																			
2.2	POLICE DEPT		1426	FORD INTERCEPTOR	Police Patrol Ca	7	100,000	4%	1.0	Gov	10%	2,749	150-21	100%	2016	27,488	91,000	2023						59,890																			
2.2	POLICE DEPT		1428	FORD INTERCEPTOR	Police Patrol Ca	7	100,000	4%	1.0	Gov	10%	2,749	150-21	100%	2016	27,488	85,000	2023						59,890																			
2.2	POLICE DEPT		1567	Ford F150 4x4 crew cab pickup	Police Patrol Ca	12	100,000	4%	1.0	Gov	10%	2,751	150-21	100%	2011	27,512	103,000	2023					67,770																				
2.2	POLICE DEPT		1569	Ford F150 4x4 crew cab pickup	Police Patrol Ca	12	100,000	4%	1.0	Gov	10%	2,751	150-21	100%	2011	27,512	106,000	2023					67,770																				
2.2	POLICE DEPT		3415	F150 CREW MARSHALL SERV	Pickups and Lig	10	100,000	4%	1.0	Gov		-	150-21	100%	2014	0	78,000	2024																									
2.2	POLICE DEPT		1589	FORD F150 4X4 CREW	Pickups and Lig	13	100,000	0%	1.0	Gov	0%	-	150-21	100%	2011	0	88,000	2024																									
2.2	POLICE DEPT		1532	FORD F350 4X4 4DR BOMB UN	Pickups and Lig	16	100,000	4%	1.0	Gov	15%	-	150-2	100%	2008	0	19,000	2024																									
2.2	POLICE DEPT		1529	GMC 1/2 TON EXT CAB PICKUP	Pickups and Lig	26	100,000	0%	1.0	Gov	15%	-	150-21	100%	1998	0	123,000	2024																									
2.2	POLICE DEPT		1530	TOYOTA 4X4 EXT CAB PICKUP	Pickups and Lig	27	100,000	5%	1.0	Gov	15%	-	150-21	100%	1997	0	84,000	2024																									
2.2	POLICE DEPT		1531	FORD EXPEDITION	SUV	26	100,000	4%	1.0	Gov	13%	-	150-21	100%	1998	0	138,000	2024																									
2.2	POLICE DEPT		1595	Meth Lab Trailer	Non Powered Ei	21	N/A	5%	1.0	Gov	10%	-	150-21	100%	2003	0	-	2024																									
2.2	POLICE DEPT		3417	CHEVY SUBURBAN 4WD	SUVs	22	80,000	5%	1.0	Gov	15%	780	150-21	100%	2002	5,200	110,000	2024																									
2.2	POLICE DEPT		1510	FORD FUSION 4 DOOR	Autos - General	13	100,000	4%	1.0	Gov	10%	1,81																															

FY 2023 Equipment Replacement Worksheets

Sub-totaled by Department

Sort	Department Name	Divisic	Unit.	Description	Equip Class	Est. Life	Repl. Meter	Repl. %	col1	g/p	Salv. %	Salv. Amt	Fund	Fund %	Year	Purch. Cost	Current Meter	Repl. Year	2,034	2,035	2,036	2,037	2,038	2,039
2.2	POLICE DEPT	2	1533	FORD FUSION 4 DOOR	Autos - General	15	100,000	4%	1.0	Gov	10%	1,885	150-21	100%	2009	18,850	81,000	2024						59,253
2.2	POLICE DEPT		1434	FORD INTERCEPTOR	Police Patrol Ca	7	100000	4%	1.0	GOV	15%	4,134	150 2	100%	2017	27,561	75,000	2024					58,671	
2.2	POLICE DEPT		1436	FORD INTERCEPTOR	Police Patrol Ca	7	100000	4%	1.0	GOV	15%	4,134	150 2	100%	2017	27,561	80,000	2024					58,671	
2.2	POLICE DEPT		1438	FORD INTERCEPTOR	Police Patrol Ca	7	100000	4%	1.0	GOV	15%	4,134	150 2	100%	2017	27,561	75,000	2024					58,671	
2.2	POLICE DEPT		3414	FORD INTERCEPTOR UTILITY	Police Patrol Ca	9	100,000	3%	1.0	Gov	15%	4,245	150-21	100%	2015	28,299	57,000	2024						
2.2	POLICE DEPT		1495	CHEVY MALIBU	Autos - General	16	100,000	5%	1.0	Gov	15%	2,440	150-2	100%	2008	16,264	56,000	2024						
2.2	POLICE DEPT		1498	CHEVY MALIBU	Autos - General	17	80,000	5%	1.0	Gov	10%	1,538	150-21	100%	2007	15,379	76,000	2024						
2.2	POLICE DEPT		1500	CHEVY MALIBU	Autos - General	17	80,000	5%	1.0	Gov	10%	1,538	150-21	100%	2007	15,379	88,000	2024						
2.2	POLICE DEPT		1492	FORD TAURUS	Autos General L	18	100,000	5%	1.0	Gov	15%	2,273	150-21	100%	2006	15,150	54,000	2024						
2.2	POLICE DEPT		1494	FORD TAURUS	Autos General L	18	100,000	5%	1.0	Gov	15%	2,273	150-21	100%	2006	15,150	84,000	2024						
2.2	POLICE DEPT		1528	FORD E250 PRISONER TRANS	Pickups and Lig	13	100,000	4%	1.0	Gov	10%	2,194	150-21	100%	2011	21,937	53,000	2024				58,626		
2.2	POLICE DEPT		1424	FORD INTERCEPTOR	Police Patrol Ca	8	100,000	4%	1.0	Gov	10%	2,749	150-21	100%	2016	27,488	75,000	2024						
2.2	POLICE DEPT		1427	FORD INTERCEPTOR	Police Patrol Ca	8	100,000	4%	1.0	Gov	10%	2,749	150-21	100%	2016	27,488	82,000	2024						
2.2	POLICE DEPT		1429	FORD INTERCEPTOR	Police Patrol Ca	8	100,000	4%	1.0	Gov	10%	2,749	150-21	100%	2016	27,488	86,000	2024						
2.2	POLICE DEPT		1504	FORD FUSION 4 DOOR	Autos - General	15	100,000	5%	1.0	Gov	10%	1,885	150-21	100%	2009	18,850	83,000	2024						79,584
2.2	POLICE DEPT		1568	Ford F150 4x4 crew cab pickup	Police Patrol Ca	13	100,000	4%	1.0	Gov	10%	2,751	150-21	100%	2011	27,512	8,100	2024				73,525		
2.2	POLICE DEPT	3	1593	HURD BOMB TRAILER	Non Powered Ei	30	N/A	3%	1.0	Gov	20%	-	150-21	100%	1995	0	-	2025						
2.2	POLICE DEPT		1501	CHEVY MALIBU	Autos - General	12	100,000	4%	1.0	Gov	10%	2,043	150-21	100%	2013	20,429	51,500	2025				50,323		
2.2	POLICE DEPT		1508	CHEVY MALIBU	Autos - General	12	100,000	4%	1.0	Gov	10%	2,043	150-21	100%	2013	20,429	55,000	2025				50,323		
2.2	POLICE DEPT		1514	CHEVY MALIBU	Autos - General	12	100,000	4%	1.0	Gov	10%	2,043	150-21	100%	2013	20,429	71,000	2025				50,323		
2.2	POLICE DEPT		1437	FORD INTERCEPTOR	Police Patrol Ca	8	100000	4%	1.0	GOV	15%	4,134	150 2	100%	2017	27,561	38,000	2025						
2.2	POLICE DEPT		1440	FORD INTERCEPTOR	Police Patrol Ca	8	100000	4%	1.0	GOV	15%	4,134	150 2	100%	2017	27,561	41,000	2025						
2.2	POLICE DEPT		1442	FORD INTERCEPTOR	Police Patrol Ca	8	100000	4%	1.0	GOV	15%	4,134	150 2	100%	2017	27,561	67,000	2025						
2.2	POLICE DEPT		1443	FORD INTERCEPTOR	Police Patrol Ca	8	100000	4%	1.0	GOV	15%	4,134	150 2	100%	2017	27,561	64,000	2025						
2.2	POLICE DEPT		1444	FORD INTERCEPTOR	Police Patrol Ca	8	100000	4%	1.0	GOV	15%	4,134	150 2	100%	2017	27,561	42,000	2025						
2.2	POLICE DEPT		1445	FORD INTERCEPTOR	Police Patrol Ca	8	100000	4%	1.0	GOV	15%	4,134	150 2	100%	2017	27,561	24,000	2025						
2.2	POLICE DEPT		1446	FORD INTERCEPTOR	Police Patrol Ca	8	100000	4%	1.0	GOV	15%	4,192	150 2	100%	2017	27,946	65,000	2025						
2.2	POLICE DEPT		1450	FORD INTERCEPTOR	Police Patrol Ca	7	100,000	4%	1.0	Gov	6%	1,652	150-21	100%	2018	27,533	17,000	2025						61,089
2.2	POLICE DEPT		1451	FORD INTERCEPTOR	Police Patrol Ca	7	100,000	4%	1.0	Gov	6%	1,652	150-21	100%	2018	27,533	19,000	2025						61,089
2.2	POLICE DEPT		1452	FORD INTERCEPTOR	Police Patrol Ca	7	100,000	4%	1.0	Gov	6%	1,652	150-21	100%	2018	27,533	15,000	2025						61,089
2.2	POLICE DEPT		1453	FORD INTERCEPTOR	Police Patrol Ca	7	100,000	4%	1.0	Gov	6%	1,652	150-21	100%	2018	27,533	12,000	2025						61,089
2.2	POLICE DEPT		1454	FORD INTERCEPTOR	Police Patrol Ca	7	100,000	4%	1.0	Gov	6%	1,652	150-21	100%	2018	27,533	140,000	2025						61,089
2.2	POLICE DEPT		1456	FORD INTERCEPTOR	Police Patrol Ca	7	100,000	4%	1.0	Gov	6%	1,652	150-21	100%	2018	27,533	15,000	2025						61,089
2.2	POLICE DEPT		1425	FORD INTERCEPTOR	Police Patrol Ca	9	100,000	4%	1.0	Gov	10%	2,749	150-21	100%	2016	27,488	39,000	2025	52,937					
2.2	POLICE DEPT		1430	FORD INTERCEPTOR	Police Patrol Ca	9	100,000	4%	1.0	Gov	10%	2,749	150-21	100%	2016	27,488	62,000	2025	52,937					
2.2	POLICE DEPT		1431	FORD INTERCEPTOR	Police Patrol Ca	9	100,000	4%	1.0	Gov	10%	2,756	150-21	100%	2016	27,561	67,000	2025	53,077					
2.2	POLICE DEPT		1433	FORD INTERCEPTOR	Police Patrol Ca	9	100,000	4%	1.0	Gov	10%	2,756	150-21	100%	2016	27,561	38,000	2025	53,077					
2.2	POLICE DEPT		1455	FORD INTERCEPTOR	Police Patrol Ca	7	100,000	4%	1.0	Gov	6%	1,902	150-21	100%	2018	31,706	36,000	2025						70,348
2.2	POLICE DEPT		1408	FORD F150 4X4 SUPERCREW	Police Patrol Ca	11	100,000	4%	1.0	Gov	15%	4,553	150-21	100%	2014	30,350	75,000	2025			67,375			
2.2	POLICE DEPT		1410	FORD F150 4X4 SUPERCREW	Police Patrol Ca	11	100,000	4%	1.0	Gov	15%	4,553	150-21	100%	2014	30,350	70,000	2025			67,375			
2.2	POLICE DEPT		1497	FORD FUSION	Autos - General	10	100,000	4%	1.0	Gov	15%	2,826	150-21	100%	2016	18,840	45,000	2026			38,455			
2.2	POLICE DEPT		1457	FORD INTERCEPTOR	Police Patrol Ca	7	110000	4%	1.0	GOV	10%	2,753	150 2	100%	2019	27,533	13,000	2026						
2.2	POLICE DEPT		1458	FORD INTERCEPTOR	Police Patrol Ca	7	110000	4%	1.0	GOV	10%	2,753	150 2	100%	2019	27,533	21,000	2026						
2.2	POLICE DEPT		1459	FORD INTERCEPTOR	Police Patrol Ca	7	110000	4%	1.0	GOV	10%	2,753	150 2	100%	2019	27,533	15,000	2026						
2.2	POLICE DEPT		1460	FORD INTERCEPTOR	Police Patrol Ca	7	110000	4%	1.0	GOV	10%	2,753	150 2	100%	2019	27,533	6,000	2026						
2.2	POLICE DEPT		1461	FORD INTERCEPTOR	Police Patrol Ca	7	110000	4%	1.0	GOV	10%	2,753	150 2	100%	2019	27,533	15,000	2026						
2.2	POLICE DEPT		1462	FORD INTERCEPTOR	Police Patrol Ca	7	110000	4%	1.0	GOV	10%	2,753	150 2	100%	2019	27,533	13,000	2026						
2.2	POLICE DEPT		1439	FORD INTERCEPTOR	Police Patrol Ca	9	100000	4%	1.0	GOV	15%	4,134	150 2	100%	2017	27,561	53,000	2026						
2.2	POLICE DEPT		1448	FORD INTERCEPTOR	Police Patrol Ca	8	100,000	4%	1.0	Gov	6%	1,737	150-21	100%	2018	28,944	35,000	2026	52,475		51,699			
2.2	POLICE DEPT		1463	FORD INTERCEPTOR UTILITY	Police Patrol Ca	7	110000	4%	1.0	GOV	10%	3,171	150 2	100%	2019	31,706	18,000	2026						
2.2	POLICE DEPT		1542	FORD INTERCEPTOR UTILITY	Police Patrol Ca	7	110000	4%	1.0	GOV	10%	3,171	150 2	100%	2019	31,706	17,000	2026						
2.2	POLICE DEPT		1547	FORD INTERCEPTOR UTILITY	Police Patrol Ca	7	110000	4%	1.0	GOV	10%	3,171	150 2	100%	2019	31,706	9,400	2026						
2.2	POLICE DEPT		1409	FORD F150 4X4 SUPERCREW	Police Patrol Ca	12	100,000	4%	1.0	Gov	15%	4,553	150-21	100%	2014	30,350	54,000	2026				73,244		
2.2	POLICE DEPT		1506	FORD FUSION SILVER	Autos - General	12	100,000	3%	1.0	Gov	10%	1,806	150-21	100%	2015	18,060	61,000	2027						34,906
2.2	POLICE DEPT		1516	FORD FUSION BLUE	Autos - General	12	100,000	3%	1.0	Gov	10%	1,806	150-21	100%	2015	18,060	48,000	2027						34,906
2.2	POLICE DEPT		1518	FORD FUSION BLACK	Autos - General	12	100,000	3%	1.0	Gov	10%	1,806	150-21	100%	2015	18,060	42,000	2027						34,906
2.2	POLICE DEPT		1520	FORD FUSION WHITE	Autos - General	12	100,000	3%	1.0	Gov	10%	1,806	150-21	100%	2015	18,060	18,000	2027						34,906
2.2	POLICE DEPT	2 PD2000	Luma Light	Non Powered Ei	30	N/A	3%	1.0	Gov	0%	-	150-21	100%	1997	10,000	#N/A	2027							
2.2	POLICE DEPT		1539	FORD F150 SUPERCREW	Pickups and Lig	10	100000	4%	1.0	GOV	15%	4,663	150 2	100%	2017	31,089	36,000	2027				63,456		
2.2	POLICE DEPT		1464	FORD INTERCEPTOR AWD SU	POLICE PATRC	7	100,000	4%	1.0	Gov	15%	5,382	150-2	100%	2020	35,882	700	2027	56,754					
2.2	POLICE DEPT		1465	FORD INTERCEPTOR AWD SU	POLICE PATRC	7	100,000	4%	1.0	Gov	15%	5,382	150-2	100%	2020	35,882	3,500	2027	56,754					
2.2	POLICE DEPT		1466	FORD INTERCEPTOR AWD SU	POLICE PATRC	7	100,000	4%	1.0	Gov	15%	5,382	150-2	100%	2020	35,882	3,500							

FY 2023 Equipment Replacement Worksheets

Sub-totaled by Department

Sort	Department Name	Divisic	Unit.	Description	Equip Class	Est. Life	Repl. Meter	Repl. %	col1	g/p	Salv. %	Salv. Amt	Fund	Fund %	Year	Purch. Cost	Current Meter	Repl. Year	2,034	2,035	2,036	2,037	2,038	2,039															
2.2	POLICE DEPT		1470	FORD INTERCEPTOR AWD SU	POLICE PATRC	7	100,000	4%	1.0	Gov	15%	5,394	150-2	100%	2020	35,962	15	2027	56,880																				
2.2	POLICE DEPT		1471	FORD INTERCEPTOR AWD SU	POLICE PATRC	7	100,000	4%	1.0	Gov	15%	5,394	150-2	100%	2020	35,962	15	2027	56,880																				
2.2	POLICE DEPT		1472	FORD INTERCEPTOR AWD SU	POLICE PATRC	7	100,000	4%	1.0	Gov	15%	5,394	150-2	100%	2020	35,962	15	2027	56,880																				
2.2	POLICE DEPT		1473	FORD INTERCEPTOR AWD SU	POLICE PATRC	7	100,000	4%	1.0	Gov	15%	5,394	150-2	100%	2020	35,962	15	2027	56,880																				
2.2	POLICE DEPT		1474	FORD INTERCEPTOR AWD SU	POLICE PATRC	7	100,000	4%	1.0	Gov	15%	5,394	150-2	100%	2020	35,962	15	2027	56,880																				
2.2	POLICE DEPT		1475	FORD INTERCEPTOR AWD SU	POLICE PATRC	7	100,000	4%	1.0	Gov	15%	5,394	150-2	100%	2020	35,962	15	2027	56,880																				
2.2	POLICE DEPT		1476	FORD INTERCEPTOR AWD SU	POLICE PATRC	7	100,000	4%	1.0	Gov	15%	5,394	150-2	100%	2020	35,962	15	2027	56,880																				
2.2	POLICE DEPT		1477	FORD INTERCEPTOR AWD SU	POLICE PATRC	7	100,000	4%	1.0	Gov	15%	5,394	150-2	100%	2020	35,962	15	2027	56,880																				
2.2	POLICE DEPT		1478	FORD INTERCEPTOR AWD SU	POLICE PATRC	7	100,000	4%	1.0	Gov	15%	5,394	150-2	100%	2020	35,962	15	2027	56,880																				
2.2	POLICE DEPT		1519	FORD F150 CREWCAB	Pickups and Lig	10	100,000	4%	1.0	Gov	6%	1,865	150-21	100%	2018	31,091	45,000	2028					66,259																
2.2	POLICE DEPT		1411	FORD INTERCEPTOR	Police Patrol Ca	7	100,000	4%	1.0	Gov	10%	2,721	150-21	100%	2015	27,207	112,000	2022			63,573																		
2.2	POLICE DEPT		1412	FORD INTERCEPTOR	Police Patrol Ca	7	100,000	4%	1.0	Gov	10%	2,721	150-21	100%	2015	27,207	105,000	2022			63,573																		
2.2	POLICE DEPT		1413	FORD INTERCEPTOR	Police Patrol Ca	7	100,000	4%	1.0	Gov	10%	2,721	150-21	100%	2015	27,207	98,000	2022			63,573																		
2.2	POLICE DEPT		1414	FORD INTERCEPTOR	Police Patrol Ca	7	100,000	4%	1.0	Gov	10%	2,721	150-21	100%	2015	27,207	105,000	2022			63,573																		
2.2	POLICE DEPT		1416	FORD INTERCEPTOR	Police Patrol Ca	7	100,000	4%	1.0	Gov	10%	2,721	150-21	100%	2015	27,207	99,000	2022			63,573																		
2.2	POLICE DEPT		1417	FORD INTERCEPTOR	Police Patrol Ca	7	100,000	4%	1.0	Gov	10%	2,721	150-21	100%	2015	27,207	95,000	2022			63,573																		
2.2	POLICE DEPT		1420	FORD INTERCEPTOR	Police Patrol Ca	7	100,000	4%	1.0	Gov	10%	2,721	150-21	100%	2015	27,207	98,000	2022			63,573																		
2.2	POLICE DEPT		1422	FORD INTERCEPTOR	Police Patrol Ca	7	100,000	4%	1.0	Gov	10%	2,721	150-21	100%	2015	27,207	101,000	2022			63,573																		
2.2	POLICE DEPT		1502	NISSAN ALTIMA 4DR AWD SEC	Autos - General	10	100,000	4%	1.0	Gov	15%	3,285	150-2	100%	2020	21,903	500	2030																					
2.2	POLICE DEPT		1507	NISSAN ALTIMA 4DR AWD SEC	Autos - General	10	100,000	4%	1.0	Gov	15%	3,285	150-2	100%	2020	21,903	2,000	2030																					
2.2	POLICE DEPT		1513	NISSAN ALTIMA 4DR AWD SEC	Autos - General	10	100,000	4%	1.0	Gov	15%	3,285	150-2	100%	2020	21,903	1,000	2030																					
2.2	POLICE DEPT		1517	NISSAN ALTIMA 4DR AWD SEC	Autos - General	10	100,000	4%	1.0	Gov	15%	3,285	150-2	100%	2020	21,903	600	2030																					
2.2	POLICE DEPT		1521	NISSAN ALTIMA 4DR AWD SEC	Autos - General	10	100,000	4%	1.0	Gov	15%	3,285	150-2	100%	2020	21,903	500	2030																					
2.2	POLICE DEPT		1404	FORD INTERCEPTOR	Police Patrol Ca	8	100,000	3%	1.0	Gov	6%	1,632	150-21	100%	2014	27,207	110,000	2022					58,920																
2.2	POLICE DEPT		1406	FORD INTERCEPTOR	Police Patrol Ca	8	100,000	3%	1.0	Gov	6%	1,632	150-21	100%	2014	27,207	112,000	2022					58,920																
2.2	POLICE DEPT		1407	FORD INTERCEPTOR	Police Patrol Ca	8	100,000	3%	1.0	Gov	6%	1,632	150-21	100%	2014	27,207	118,000	2022					58,920																
2.2	POLICE DEPT	2 PD2004	Cyvac		Non Powered Ei	30	N/A	3%	1.0	Gov	0%	-	150-21	100%	2000	22,195	#N/A	2030																					
2.2	POLICE DEPT		1537	RADAR TRAILER	Non Powered Ei	30	N/A	4%	1.0	Gov	13%	1,932	150-21	100%	2001	14,860	-	2031																					
2.2	POLICE DEPT		1572	FORD POLICE INTERCEPTOR	POLICE PATRC	9	100,000	4%	1.0	gov	10%	2,662	150-21	100%	2013	26,615	124,000	2022																					
2.2	POLICE DEPT		1538	RADAR TRAILER	Non Powered Ei	30	N/A	4%	1.0	Gov	13%	-	150-21	100%	2003	0	-	2033																					
2.2	POLICE DEPT		1596	FORD TRANSIT SWAT VAN	Vans	15	100,000	4%	1.0	Gov	6%	2,296	150-21	100%	2018	38,265	1,280	2033																					
2.2	POLICE DEPT		1535	GMC TOPKICK BOMB TRUCK	Trucks over 1 tc	25	100,000	4%	1.0	Gov	10%	-	150-21	100%	2009	0	7,000	2034																					
2.2	POLICE DEPT		1590	NABCO BOMB TRAILER	Non Powered Ei	30	N/A	5%	1.0	Gov	13%	-	150-21	100%	2004	0	-	2034																					
2.2	POLICE DEPT		1597	KENWORTH CSI VAN	Trucks over 1 tc	25	100,000	4%	1.0	Gov	10%	-	150-21	100%	2009	0	920	2034																					
2.2	POLICE DEPT	1	1598	CHARMAC ROBOT TRAIER	Non Powered Ei	30	N/A	4%	1.0	Gov	13%	-	150-21	100%	2004	0	-	2034																					
2.2	POLICE DEPT		1496	CHEVY MALIBU	Autos - General	14	100,000	5%	1.0	Gov	15%	2,440	150-2	100%	2008	16,264	93,000	2022			61,317																		
POLICE DEPT Total																				1,117,201	290,639	783,839	574,751	492,275	774,599														
30	PW ADMIN		3091	FORD FUSION	Autos - General	10	100,000	4%	0.5	Ent	15%	2,826	660	100%	2016	18,840	16,000	2026																					
30	PW ADMIN	4	1090	FORD FUSION 4 DOOR	Autos - General	12	100,000	4%	0.5	Ent	15%	2,741	010-3141	100%	2014	18,274	19,500	2026					44,101																
PW ADMIN Total																				-	-	38,455	-	44,101	-														
5	PW BELKNAP	3	7350	FORD F150 4X2 SUPERCAB	Pickups and Lig	23	80,000	2%	2.4	Ent	15%	383	503	100%	2000	2,552	85,000	2023																					
5	PW BELKNAP	4	7405	CHEVY COLORADO PICKUP	Pickups and Lig	11	100,000	4%	2.4	Ent	15%	2,677	503	100%	2012	17,849	112,000	2023	39,623																				
5	PW BELKNAP		7109	FORD F250 SRW 4X4 REG CA	Pickups and Lig	8	100,000	4%	2.4	Ent	15%	4,439	502	100%	2015	29,592	71,000	2023						71,414															
5	PW BELKNAP		7101	FORD F250 PICKUP W/SERVIC	Pickups and Lig	14	100,000	4%	2.4	Ent	15%	3,605	503	100%	2009	24,035	69,000	2023				68,469																	
5	PW BELKNAP		7411	WACHS VAC & VALVE OPERAT	MISC EQUIP	11	N/A	4%	2.4	ent	5%	1,558	503	100%	2012	31,168	320	2023	72,307																				
5	PW BELKNAP	4	7476	CAT SKID STEER LOADER	Misc Const Equ	23	2,000	4%	2.4	Ent	15%	4,901	503	50%	2000	32,675	2,400	2023																					
5	PW BELKNAP		7476	CAT SKID STEER LOADER	Misc Const Equ	23	2,000	4%	2.4	Ent	15%	4,901	513	50%	2000	32,675	2,400	2023																					
5	PW BELKNAP	4	7436	JOHN DEERE 710D BACKHOE	Backhoes	24	7,000	4%	2.4	Ent	15%	18,222	503	100%	1999	121,480	4,600	2023																					
2.2	PW BELKNAP		7120	CHEVY MALIBU	Autos - General	16	100,000	4%	1.0	Ent	15%	383	150-2	100%	2008	2,550	100,500	2024																					
5	PW BELKNAP	3	7345	30' DREDGE TRAILER	Non Powered Ei	21	N/A	4%	2.4	Ent	5%	150	503	100%	2003	3,000	10	2024																					
5	PW BELKNAP	2	7908	TRAILER	TRAILERS	11	N/A	4%	2.4	Ent	10%	545	513	100%	2013	5,450	3	2024		12,371																			
5	PW BELKNAP		7106	FORD RANGER REG CAB PICK	Pickups and Lig	13	100,000	3%	2.4	Ent	15%	2,187	513	100%	2011	14,577	35,000	2024				29,250																	
5	PW BELKNAP	1	7530	TOWMASTER 20' TRAILER	Non Powered Ei	17		4%	2.4	Ent	15%	1,613	503	100%	2007	10,750	10	2024																					
5	PW BELKNAP		7201	FORD FUSION 4 DOOR	Autos - General	13	100,000	3%	2.4	Ent	15%	2,723	513	100%	2011	18,150	67,000	2024				36,420																	
5	PW BELKNAP	2	7417	FORD F150 2WD EXT CAB PICI	Pickups and Lig	11	100,000	4%	2.4	Ent	15%	3,152	513	100%	2013	21,010	19,000	2024			46,640																		
5	PW BELKNAP	2	7111	FORD TRANSIT CONNECT	VANS	11	100,000	4%	2.4	Ent	10%	2,070	513	100%	2013	20,696	14,000	2024			46,978																		
5	PW BELKNAP	3	7303	JOHN DEERE 60" LAWN MOWE	Mowers/Riding	21	5,000	4%	2.4	Ent	15%	2,154	503	100%	2003	14,363	1,600	2024																					
5	PW BELKNAP	4	7431	IR COMPRESSOR	Air Compressor:	26	7,000	4%	2.4	Ent	15%	1,875	513	100%	1998	12,500	1,700	2024																					
5	PW BELKNAP		7418	FORD F350 2WD W/UTILITY	Pickups and Lig	10	100,000	3%	2.4	Ent	10%	3,151	503	100%	2014	31,509	44,000	2024	53,758																				
5	PW BELKNAP	3	7353	FORD F150 4X2 SUPERCAB	Pickups and Lig	24	80,000	4%	2.4	Ent	15%	2,706	513	100%	2000	18,040	65,000	2024																					
5	PW BELKNAP	1	7322	FORD F250 4X4 W/SERVICE B	Pickups and Lig	15	100,000	4%	2.4	Ent	15%	4,573	503	100%	2009	30,485	49,000	2024						94,302															
5	PW BELKNAP	2	7810	CHEVY 3/4T 4X4 EXT CAB W/P	Pickups and Lig	11	100,000	4%	2.4	Ent	15%	7,453	513	100%	2013	49,686	34,000	2024		110,299																			
5	PW BELKNAP		7925	CUMMINS POWER GENERATO	Small Equipmer	21		4%	2.4	Ent	5%	1,582	513	100%	2003	31,635	300	2024																					

FY 2023 Equipment Replacement Worksheets

Sub-totaled by Department

Sort	Department Name	Divisic	Unit.	Description	Equip Class	Est. Life	Repl. Meter	Repl. %	col1	g/p	Salv. %	Salv. Amt	Fund	Fund %	Year	Purch. Cost	Current Meter	Repl. Year	2,034	2,035	2,036	2,037	2,038	2,039
5	PW BELKNAP		7414	IHC 8 YD TANDEM DUMP TRUC	DUMP TRUCKS	12	7,000	4%	2.4	Ent	15%	16,451	503	100%	2012	109,674	3,600	2024			264,677			
5	PW BELKNAP	4	7437	FORD F900	Trucks over 1 to	33	7,000	4%	2.4	Ent	10%	4,595	503	100%	1991	45,946	2,400	2024						
5	PW BELKNAP		7904	VACTOR SEWER JET	Trucks Sewer Jt	16	7,000	4%	2.4	Ent	10%	40,000	513	100%	2008	266,014	6,200	2024						
5	PW BELKNAP	5	7351	FLOATING DREDGE	Misc Const Equ	21	7,000	5%	2.4	Ent	5%	10,331	503	100%	2003	206,620	2,050	2024						
5	PW BELKNAP	2	7370	SULLIVAN AIR COMPRESSOR	Air Compressor:	25	7,000	4%	2.4	Ent	10%	912	513	100%	2000	9,115	1,500	2025						
5	PW BELKNAP		7202	FORD FUSION 4 DOOR	Autos - General	14	100,000	3%	2.4	Ent	15%	2,723	513	100%	2011	18,150	24,000	2025						38,803
5	PW BELKNAP		7104	FORD F250 PICKUP W/SERVIC	Pickups and Lig	14	100,000	3%	2.4	Ent	15%	3,475	513	100%	2011	23,165	22,000	2025						49,525
5	PW BELKNAP		7324	FORD F150 4X4 XCAB PICKUP	Pickups and Lig	10	100,000	4%	2.4	Ent	15%	3,885	502	100%	2015	25,903	38,000	2025		52,871				
5	PW BELKNAP		7502	FORD F350 4X2 FLATBED	Pickups and Lig	10	100,000	4%	2.4	Ent	15%	4,077	502	100%	2015	27,183	48,000	2025		55,484				
5	PW BELKNAP		7108	FORD F250 SRW 4X4 REG CA	Pickups and Lig	10	100,000	4%	2.4	Ent	15%	4,439	502	100%	2015	29,592	22,000	2025		60,401				
5	PW BELKNAP		7501	FORD F350 4X4 REG CAB	Pickups and Lig	10	100,000	4%	2.4	Ent	15%	5,244	502	100%	2015	34,958	62,000	2025		71,354				
5	PW BELKNAP		7520	INGERSOL RAND AIR COMPRE	Air Compressor:	18	7,000	4%	2.4	Ent	15%	3,959	503	100%	2007	26,393	900	2025						
5	PW BELKNAP		7424	FORD F350 4X4 XCAB	Pickups and Lig	10	100,000	4%	2.4	Ent	15%	6,338	502	100%	2015	42,252	76,000	2025		86,242				
5	PW BELKNAP		7907	BOBCAT S650 SKIDSTEER	Misc Const Equ	13	7,000	4%	2.4	Ent	15%	6,141	512	100%	2012	40,939	1,000	2025				107,361		
5	PW BELKNAP	1	7905	POWER PRIME PUMP	Misc Const Equ	18	7,000	4%	2.4	Ent	15%	5,535	513	100%	2007	36,898	1,000	2025						
5	PW BELKNAP		7515	TRAC STAR FUSION MACHINE	Misc Const Equ	19	7,000	4%	2.4	Ent	15%	5,712	503	100%	2006	38,080	900	2025						
5	PW BELKNAP	2	7510	NEW HOLLAND EXCAVATOR	Misc Const Equ	19	7,000	4%	2.4	Ent	15%	8,364	503	100%	2006	55,763	2,400	2025						
5	PW BELKNAP		7313	CUMMINS GENERATOR	Misc Const Equ	16	7,000	4%	2.4	Ent	10%	8,281	503	100%	2009	82,810	200	2025						
5	PW BELKNAP		7413	IHC 8 YD TANDEM DUMP TRUC	DUMP TRUCKS	13	7,000	4%	2.4	Ent	15%	16,451	503	100%	2012	109,674	4,200	2025				287,617		
5	PW BELKNAP	4	7430	JOHN DEERE 710G BACKHOE	Backhoes	22	7,000	5%	2.4	Ent	15%	13,871	513	100%	2003	92,470	4,250	2025						
5	PW BELKNAP		7450	JOHN DEERE 710G BACKHOE	Backhoes	22	7,000	5%	2.4	Ent	15%	13,871	503	100%	2003	92,470	4,500	2025						
5	PW BELKNAP	2	7505	HAMMERHEAD HG12 WINCH	Misc Const Equ	19		4%	2.4	Ent	15%	21,000	503	100%	2006	140,000	300	2025						
5	PW BELKNAP	1	7555	HAMMERHEAD POWERPAK	Misc Const Equ	15	N/A	4%	2.4	Ent	10%	18,600	513	100%	2010	186,000	3,200	2025						
5	PW BELKNAP		7116	WACHS PORTABLE VAC	Misc Const Equ	10		4%	2.4	Ent	15%	2,441	502	100%	2016	16,270	105	2026			33,209			
5	PW BELKNAP		7323	FORD TRANSIT CONNECT	SUVs	10	100,000	4%	2.4	Ent	15%	3,238	503	100%	2016	21,586	7,500	2026			44,061			
5	PW BELKNAP		7316	DODGE RAM 1500 4X4 EXT	Pickups and Lig	10	100,000	4%	2.4	Ent	15%	3,968	503	100%	2016	26,451	16,000	2026			53,990			
5	PW BELKNAP		7317	DODGE RAM 1500 4X4 EXT	Pickups and Lig	10	100,000	4%	2.4	Ent	15%	3,968	503	100%	2016	26,451	26,000	2026			53,990			
5	PW BELKNAP		7112	FORD F250 SRW 4X4 REG CA	Pickups and Lig	10	100,000	4%	2.4	Ent	15%	5,415	502	100%	2016	36,099	48,000	2026			73,683			
5	PW BELKNAP		7113	FORD F250 SRW 4X4 REG CA	Pickups and Lig	10	100,000	4%	2.4	Ent	15%	5,415	502	100%	2016	36,099	54,000	2026			73,683			
5	PW BELKNAP		7318	FORD F250 4X4 XCAB UTL	Pickups and Lig	10	100,000	4%	2.4	Ent	15%	5,736	503	100%	2016	38,241	27,000	2026			78,055			
5	PW BELKNAP	3	7340	JOHN DEERE TRACTOR BACKI	Backhoes	21	7,000	4%	2.4	Ent	15%	5,529	503	100%	2005	36,858	1,600	2026						
5	PW BELKNAP	4	7373	ONAN GENERATOR	Misc Const Equ	26	7,000	4%	2.4	Ent	10%	3,250	503	100%	2000	32,500	330	2026						
5	PW BELKNAP		7565	MCELROY FUSION MACHINE	MISC EQUIPME	10	N/A	4%	2.4	Ent	15%	9,926	503	100%	2016	66,170	200	2026			135,061			
5	PW BELKNAP		7912	FREIGHTLINER VACTOR SEW	Trucks Sewer Jt	10	7,000	4%	2.4	Ent	15%	53,974	503	100%	2016	359,828	3,600	2026			734,453			
5	PW BELKNAP		7997	FREIGHTLINER VACTOR	Trucks Sewer Jt	10	7,000	4%	2.4	Ent	11%	40,027	512	100%	2016	363,885	3,300	2026			757,289			
5	PW BELKNAP		7409	FORD F250 EXT CAB W/SRVICI	Pickups and Lig	16	100,000	3%	2.4	Ent	15%	3,763	513	100%	2011	25,084	80,000	2027						
5	PW BELKNAP		7412	FORD F250 W/SERVICE BODY	Pickups and Lig	17	100,000	4%	2.4	Ent	15%	3,297	503	100%	2010	21,977	74,000	2027						
5	PW BELKNAP		7426	FORD F250 4X4 REG CAB	Pickups and Lig	10	100,000	4%	ENT	ENT	15%	4,715	503	100%	2017	31,431	30,000	2027				64,155		
5	PW BELKNAP		7117	FORD F250 4X4 REG CAB	Pickups and Lig	10	100,000	4%	ENT	ENT	15%	5,055	503	100%	2017	33,703	40,000	2027				68,792		
5	PW BELKNAP		7118	FORD F350 4X4 REG CAB	Pickups and Lig	10	100,000	4%	ENT	ENT	15%	5,358	503	100%	2017	35,721	19,000	2027				72,911		
5	PW BELKNAP		7916	VOLVO 8YD DUMP TRUCK	Dump trucks	10	100,000	4%	ENT	ENT	15%	16,508	503	100%	2017	110,050	1,800	2027				224,626		
5	PW BELKNAP	4	7121	KUBOTA UTV RTV500	ATV/UTV	10	100,000	4%	2.4	Ent	15%	1,571	513	100%	2018	10,475	250	2028					21,381	
5	PW BELKNAP	4	7326	KUBOTA UTV RTV500	ATV/UTV	10	100,000	4%	2.4	Ent	15%	1,571	513	100%	2018	10,475	230	2028					21,381	
5	PW BELKNAP	4	7813	JD GATOR UTV 6X4	ATV/UTV	10	5,000	4%	2.4	Ent	15%	2,819	513	100%	2018	18,792	400	2028					38,357	
5	PW BELKNAP	4	7814	JD GATOR UTV 6X4	ATV/UTV	10	5,000	4%	2.4	Ent	15%	2,819	513	100%	2018	18,792	250	2028					38,357	
5	PW BELKNAP	4	7327	KUBOTA RTV X1100C	ATV/UTV	10	5,000	4%	2.4	Ent	15%	2,864	513	100%	2018	19,095	2,010	2028					38,975	
5	PW BELKNAP	4	7149	FORD F250 W/SERVICE BODY	Pickups and Lig	10	100,000	4%	2.4	Ent	15%	5,421	513	100%	2018	36,139	36,000	2028					73,764	
5	PW BELKNAP	4	7305	JD 1575 TERRAIN CAT 4WD	Misc. Cont Equi	10	7,000	4%	2.4	Ent	15%	5,447	513	100%	2018	36,314	650	2028					74,121	
5	PW BELKNAP	4	7446	FORD F350 W/SERVICE BODY	Pickups and Lig	10	100,000	4%	2.4	Ent	15%	5,505	513	100%	2018	36,699	23,000	2028					74,907	
5	PW BELKNAP	4	7344	FORD F350 W/SERVICE BODY	Pickups and Lig	10	100,000	4%	2.4	Ent	15%	5,761	513	100%	2018	38,407	11,000	2028					78,394	
5	PW BELKNAP	4	7546	FORD F250 W/SERVICE BODY	Pickups and Lig	10	100,000	4%	2.4	Ent	15%	5,761	513	100%	2018	38,407	16,000	2028					78,394	
5	PW BELKNAP		7486	FREIGHTLINER DUMP TRUCK	DUMP TRUCKS	10	7,000	4%	ENT	ENT	15%	27,069	503	100%	2018	180,462	1,450	2028					368,345	
5	PW BELKNAP	4	7995	RAPID VIEW CAMERA	Misc. Cont Equi	10	5,000	4%	2.4	Ent	15%	29,517	513	100%	2018	196,781	600	2028					401,654	
5	PW BELKNAP		7917	FRTLINR VACTOR JET	Trucks Sewer Jt	10	7,000	4%	ENT	ENT	15%	54,794	503	100%	2018	365,290	2,800	2028					745,602	
5	PW BELKNAP</																							

FY 2023 Equipment Replacement Worksheets

Sub-totaled by Department

Sort	Department Name	Divisic	Unit.	Description	Equip Class	Est. Life	Repl. Meter	Repl. %	col1	g/p	Salv. %	Salv. Amt	Fund	% Year	Purch. Cost	Current Meter	Repl. Year	2,034	2,035	2,036	2,037	2,038	2,039	
5	PW BELKNAP		7540	FORD F250 4X4 EXTCAB WITH PICKUPS AND LIG	Pickups and Lig	10	100,000	4%	0.5	Ent	10%	6,599	502	100%	65,987	1,000	2029						137,987	
5	PW BELKNAP	4	7484	FREIGHTLINER 12YD DUMP TRUCKS OVER 1 TON	Trucks over 1 t	10	100,000	4%	2.4	Ent	15%	22,092	513	100%	147,277	950	2029						300,610	
5	PW BELKNAP		7801	JOHN DEERE GATOR	ATV	10		4%	2.4	Ent	15%	1,500	513	100%	10,000		2030							
5	PW BELKNAP		7115	NISSAN ALTIMA 4DR AWD SEC AUTOS - GENERAL	Autos - General	10	100,000	4%	2.4	Ent	15%	3,285	513	100%	21,903	20	2030							
5.5	PW BELKNAP		3090	FORD TRANSIT CONNECT VAN	Vans	15	100,000	3%	1.0	Ent	15%	3,268	660	100%	21,784	14,000	2030							
5	PW BELKNAP		7846	DODGE 1500 4X4 PICKUP	Pickups and Lig	10	100,000	5%	3.1	Ent	35%	8,775	601	100%	25,072	150	2030							
30	PW BELKNAP	4	7319	CHEVY MALIBU 4DR SEDAN	Autos - General	30	80,000	4%	0.5	Ent	15%	2,299	660	100%	15,324	55,000	2030							
5	PW BELKNAP		7355	DODGE 3500 2WD W/SERVICE PICKUPS AND LIG	Pickups and Lig	10	100,000	4%	2.4	Ent	15%	5,522	513	100%	36,812	20	2030							
5	PW BELKNAP		7352	CHEVY 3500 4X4 EXT CAB WIT PICKUPS AND LIG	Pickups and Lig	10	100,000	4%	2.4	Ent	15%	6,290	513	100%	41,932	1,900	2030							
5	PW BELKNAP		7408	CHEVY 3500 4X4 EXT CAB WIT PICKUPS AND LIG	Pickups and Lig	10	100,000	4%	2.4	Ent	15%	6,290	513	100%	41,932	1,500	2030							
5	PW BELKNAP	4	7806	FORD F550 4X4 W/PLOW DUMP TRUCKS OVER 1 TON	Trucks over 1 t	10	100,000	3%	2.4	Ent	15%	8,628	503	100%	57,517	20	2030							
5	PW BELKNAP	4	7914	DODGE RAM 5500 DUMP TRUCKS OVER 1 TON	Trucks over 1 t	10	100,000	3%	2.4	Ent	15%	10,437	503	100%	69,583	20	2030							
5	PW BELKNAP	5	7107	GENRAC GENERATOR ON TRAILER	Small Equipmer	20	N/A	4%	2.4	Ent	15%	5,220	513	100%	34,800	200	2032							
5	PW BELKNAP		7812	HANCO GENERATOR ON TRAILER	Trailers	20	7,000	4%	2.4	Ent	15%	3,547	512	100%	23,645	20	2034	48,262						
5	PW BELKNAP	4	7930	CAT 950 FRONTEND LOADER	Loaders	15	8,000	4%	2.4	Ent	15%	28,947	503	100%	192,983	600	2034	318,604						
5	PW BELKNAP	4	7804	BOBCAT S70 SKIDSTEER	Small Equipmer	15	4,000	3%	2.4	Ent	15%	3,032	503	100%	20,211	20	2035		28,456					
5	PW BELKNAP	2	7312	KUBOTA FRONT DECK MOWER/RIDING	Mowers/Riding	15	3,000	4%	2.4	Ent	15%	2,385	503	100%	15,900	2,500	2022				49,185			
5	PW BELKNAP	4	7342	PJ DECKOVER TRAILER	Trailers	20	100,000	3%	2.4	Ent	15%	1,199	513	100%	7,993	225	2038					13,237		
5	PW BELKNAP	4	7360	TOYOTA FORKLIFT	Forklifts	24	1,000	4%	2.4	Ent	10%	2,138	503	100%	21,375	200	2022							
5	PW BELKNAP	4	7365	FORD F450XL 1 TON FLATBED	Trucks over 1 t	23	80,000	4%	2.4	Ent	15%	3,614	503	100%	24,091	76,000	2022							
5	PW BELKNAP	5	7842	TOYOTA FORKLIFT	Forklifts	22	7,000	4%	2.4	Ent	10%	1,798	513	100%	17,975	200	2022							
PW BELKNAP Total																		532,555	571,096	2,558,141	613,806	2,461,848	1,389,962	
5.5	SOLID WASTE	2	0027	CHEVY 3/4 TON 4X4 PICKUP	Pickups and Lig	10	100,000	4%	2.6	Ent	15%	3,830	541	100%	25,533	63,000	2023							
5.5	SOLID WASTE		0050	PETERBUILT NEWAY CNG FRC TRUCKS REFUSE	Trucks Refuse	7	10,000	4%	2.6	Ent	10%	27,719	541	100%	277,192	8,700	2023				603,937			
5.5	SOLID WASTE		0051	PETERBUILT NEWAY CNG FR TRUCKS REFUSE	Trucks Refuse	7	10,000	4%	2.6	Ent	10%	27,719	541	100%	277,192	8,200	2023				603,937			
5.5	SOLID WASTE		0197	PETERBUILT CNG SIDELOAD TRUCKS REFUSE	Trucks Refuse	7	10,000	3%	2.6	Ent	10%	30,380	541	100%	303,795	6,700	2023				534,769			
5.5	SOLID WASTE		0198	PETERBUILT CNG SIDELOAD TRUCKS REFUSE	Trucks Refuse	7	10,000	3%	2.6	Ent	10%	30,380	541	100%	303,795	7,200	2023				534,769			
5.5	SOLID WASTE		0057	PETERBUILT NEWAY CNG FRC TRUCKS REFUSE	Trucks Refuse	7	10,000	4%	2.6	Ent	10%	29,235	541	100%	292,346	6,700	2023				636,954			
5.5	SOLID WASTE		0262	CAT 836K COMPACTOR	Compactor Lanc	3	10,000	4%	2.6	Ent	40%	410,840	541	100%	1,027,100	1,000	2023		1,438,909			744,508		
5.5	SOLID WASTE	2	0249	MONROE TRIPEDGE SNOWPLOW	Snow Plows	30	0	4%	1.0	Ent	15%	75	802	100%	1994	500	-	2024						
5.5	SOLID WASTE		1392	SWENSON SLIDE-IN SANDER	SANDERS	13	N/A	3%	1.0	Ent	10%	240	211	100%	2,400	-	-	2024				4,936		
5.5	SOLID WASTE		1292	SCHMIDT/WAUSAU MF3	Snow Plows	13	N/A	3%	1.0	Ent	10%	350	211	100%	3,500	-	-	2024				7,198		
5.5	SOLID WASTE		1391	SWENSON SLIDE-IN SANDER	SANDERS	13	N/A	3%	1.0	Ent	10%	1,200	211	100%	12,000	-	-	2024				24,679		
5.5	SOLID WASTE		1291	SCHMIDT/WAUSAU MF3	Snow Plows	13	N/A	3%	1.0	Ent	10%	1,723	211	100%	17,225	-	-	2024				35,425		
5.5	SOLID WASTE		1192	FRTLINER 10YD DUMP TRUCK	Dump trucks	13	80,000	3%	1.0	Ent	10%	2,500	211	100%	25,000	131,000	2024				51,415			
5.5	SOLID WASTE		0256	CAT SKIDSTEER 259D	Loaders	7	7,500	4%	5.6	Ent	17%	8,411	541	100%	49,475	600	2024					104,331		
5.5	SOLID WASTE	2	0250	KINCAID PRO HYDROSEEDER	MISC EQUIPME	11	7,000	4%	2.6	Ent	15%	6,876	541	100%	45,843	325	2024		101,768					
5.5	SOLID WASTE		0264	CAT SKIDSTEER 2599D3	Loaders	4	7,500	4%	5.6	Ent	17%	14,044	541	100%	82,610	600	2024				140,683			
5.5	SOLID WASTE		0265	CAT SKIDSTEER 2599D3	Loaders	4	7,500	4%	5.6	Ent	17%	14,044	541	100%	82,610	600	2024				140,683			
5.5	SOLID WASTE		0266	CAT SKIDSTEER 2599D3	Loaders	4	7,500	4%	5.6	Ent	17%	14,044	541	100%	82,610	600	2024				140,683			
5.5	SOLID WASTE		1191	FRTLINER 10YD DUMP TRUCK	Dump trucks	13	80,000	3%	1.0	Ent	10%	13,384	211	100%	133,839	110,000	2024				275,252			
5.5	SOLID WASTE	1	0260	CAT 938M LOADER	Loaders	5	8,000	4%	2.4	Ent	10%	26,353	541	100%	263,533	17	2024	448,255					551,080	
5.5	SOLID WASTE		0058	PETERBUILT REARLOAD TRUCKS REFUSE	Trucks Refuse	8	10,000	4%	2.6	Ent	10%	25,737	541	100%	257,374	6,100	2024							
5.5	SOLID WASTE		0055	ATC CNG/CURBTENDER S TRUCKS REFUSE	Trucks Refuse	7	10,000	4%	2.6	Ent	20%	63,111	541	100%	315,556	5,600	2024					655,968		
5.5	SOLID WASTE		0056	AUTO CAR CURBTENDER SIDE TRUCKS REFUSE	Trucks Refuse	7	10,000	4%	2.6	Ent	10%	31,556	541	100%	315,557	6,700	2024					687,526		
5.5	SOLID WASTE		0263	JOHN DEERE 950K DOZER	Dozers	4	10,000	4%	2.6	Ent	40%	200,843	541	100%	502,107	900	2024			739,594				
5.5	SOLID WASTE		0254	CAT 966M FRONTEND LOADER	Loaders	7	10,000	4%	5.6	Ent	10%	38,712	541	100%	387,118	3,000	2024					843,440		
5.5	SOLID WASTE	2	0243	CAT 327G TWIN ENGINE SCRA	Misc Const Equ	15	8,000	4%	2.6	Ent	20%	127,888	541	100%	639,438	14,500	2024						1,946,064	
5.5	SOLID WASTE		0030	FORD F250 4X4 PICKUP	Pickups and Lig	10	100,000	4%	5.6	Ent	10%	2,402	541	100%	24,024	41,000	2025		50,237					
5.5	SOLID WASTE		0063	PETERBUILT NEWAY TRUCKS REFUSE	Trucks Refuse	7	10,000	4%	5.6	Ent	10%	24,712	541	100%	247,122	5,800	2025						538,422	
5.5	SOLID WASTE		0074	AUTOCAR BRIDGEPORT SIDE TRUCKS REFUSE	Trucks Refuse	7	10,000	4%	2.6	Ent	10%	25,465	541	100%	254,648	3,000	2025						554,819	
5.5	SOLID WASTE		0075	AUTOCAR BRIDGEPORT SIDE TRUCKS REFUSE	Trucks Refuse	7	10,000	4%	2.6	Ent	10%	25,465	541	100%	254,648	2,100	2025						554,819	
5.5	SOLID WASTE		0194	AUTOCAR CNG HEIL 5000 RL TRUCKS REFUSE	Trucks Refuse	10	10,000	3%	5.6	Ent	10%	25,013	541	100%	250,126	6,400	2025			426,743				
5.5	SOLID WASTE		0070	PETERBUILT NEWAY FRONT L TRUCKS REFUSE	Trucks Refuse	7	10,000	4%	2.6	Ent	10%	26,006	541	100%	260,060	4,000	2025						566,610	
5.5	SOLID WASTE		0071	PETERBUILT NEWAY FRONT L TRUCKS REFUSE	Trucks Refuse	7	10,000	4%	2.6	Ent	10%	26,006	541	100%	260,060	3,600	2025						566,610	
5.5	SOLID WASTE		0072	PETERBUILT NEWAY FRONT L TRUCKS REFUSE	Trucks Refuse	7	10,000	4%	2.6	Ent	10%	26,006	541	100%	260,060	3,900	2025						566,610	
5.5	SOLID WASTE		0073	PETERBUILT NEWAY FRONT L TRUCKS REFUSE	Trucks Refuse	7	10,000	4%	2.6	Ent														

FY 2023 Equipment Replacement Worksheets

Sub-totaled by Department

Sort	Department Name	Divisic	Unit.	Description	Equip Class	Life	Est. Meter	Repl. %	Repl. col1	g/p	Salv. %	Salv. Amt	Fund	Fund %	Year	Purch. Cost	Current Meter	Repl. Year	2,034	2,035	2,036	2,037	2,038	2,039
5.5	SOLID WASTE		0059	PETERBUILT REARLOAD	Trucks Refuse	10	10,000	4%	2.6	Ent	5%	12,525	541	100%	2016	250,490	3,800	2026			536,330			
5.5	SOLID WASTE		0060	PETERBUILT REARLOAD	Trucks Refuse	10	10,000	4%	2.6	Ent	5%	12,525	541	100%	2016	250,490	6,000	2026			536,330			
5.5	SOLID WASTE		0052	PETERBUILT REAR LOAD	Trucks Refuse	10	12,000	4%	2.6	Ent	5%	12,882	541	100%	2016	257,648	6,000	2026			551,656			
5.5	SOLID WASTE		0053	PETERBUILT REAR LOAD	Trucks Refuse	10	12,000	4%	2.6	Ent	5%	12,882	541	100%	2016	257,648	6,400	2026			551,656			
5.5	SOLID WASTE		0036	FORD F250 4X4 PICKUP	Pickups and Lig	10	100,000	4%	2.6	Ent	5%	1,366	541	100%	2017	27,329	33,000	2027				58,515		
5.5	SOLID WASTE		0037	FORD F250 4X4 PICKUP	Pickups and Lig	10	100,000	4%	2.6	Ent	5%	1,366	541	100%	2017	27,329	16,000	2027				58,515		
5.5	SOLID WASTE		0054	FREIGHTLINER ROLL OFF	Trucks Refuse	10	10000	4%	2.6	ENT	20%	32,830	541	100%	2017	164,151	8,900	2027				326,845		
5.5	SOLID WASTE		0258	CAT 316 EXCAVATOR	Backhoes	10	12,000	4%	2.6	Ent	15%	32,212	541	100%	2017	214,745	600	2027				438,321		
5.5	SOLID WASTE	1	0191	PTRBLT LEACH REARLOAD	Trucks Refuse	12	12,000	4%	2.6	Ent	10%	20,443	541	100%	2015	204,432	7,000	2027						503,578
5.5	SOLID WASTE		0076	PETERBUILT.CURBTENDER SI	Trucks Refuse	7	10,000	4%	2.6	Ent	10%	28,420	541	100%	2020	284,200	2,100	2027	463,722					
5.5	SOLID WASTE		0077	PETERBUILT.CURBTENDER SI	Trucks Refuse	7	10,000	4%	2.6	Ent	10%	28,420	541	100%	2020	284,200	1,600	2027	463,722					
5.5	SOLID WASTE		0078	PETERBUILT.CURBTENDER SI	Trucks Refuse	7	10,000	4%	2.6	Ent	10%	28,420	541	100%	2020	284,200	1,200	2027	463,722					
5.5	SOLID WASTE		0079	PETERBUILT.CURBTENDER SI	Trucks Refuse	7	10,000	4%	2.6	Ent	10%	28,420	541	100%	2020	284,200	1,200	2027	463,722					
5.5	SOLID WASTE		0080	PETERBUILT.CURBTENDER SI	Trucks Refuse	7	10,000	4%	2.6	Ent	10%	28,420	541	100%	2020	284,200	1,200	2027	463,722					
5.5	SOLID WASTE		0081	PETERBUILT.CURBTENDER SI	Trucks Refuse	7	10,000	4%	2.6	Ent	10%	28,420	541	100%	2020	284,200	1,300	2027	463,722					
5.5	SOLID WASTE		0082	PETERBUILT.CURBTENDER SI	Trucks Refuse	7	10,000	4%	2.6	Ent	10%	28,444	541	100%	2020	288,441	800	2027	470,642					
5.5	SOLID WASTE		0085	PETERBUILT HEIL FRONT LD	Trucks Refuse	7	10,000	4%	2.6	Ent	10%	32,221	541	100%	2020	322,214	3,900	2027	525,749					
5.5	SOLID WASTE		0086	PETERBUILT HEIL FRONT LD	Trucks Refuse	7	10,000	4%	2.6	Ent	10%	32,221	541	100%	2020	322,214	3,900	2027	525,749					
5.5	SOLID WASTE	2	0219	HYDRAULIC SLIDE IN SANDER	Attachments/acc	44	N/A	4%	2.6	Ent	5%	240	541	100%	1984	4,800	#N/A	2028						
5.5	SOLID WASTE	2	0202	SWENSON SANDER	Non Powered Ei	39	N/A	4%	2.6	Ent	10%	633	541	100%	1989	6,328	270	2028						
5.5	SOLID WASTE	1	90205	TWO STATION HIGH PRESSUR	EQUIPMENT-BI	29		4%	2.6	Ent	0%	-	541	100%	1999	10,661	#N/A	2028						
5.5	SOLID WASTE		90209	REFUSE CONTAINER CARRIEF	EQUIPMENT	29		4%	2.6	Ent	5%	622	541	100%	1999	12,430	#N/A	2028						
5.5	SOLID WASTE	1	0026	CHEVY 4X4 CREW CAB PICKUI	Pickups and Lig	15	100,000	4%	2.6	Ent	15%	4,351	541	100%	2013	29,008	25,000	2028						
5.5	SOLID WASTE	1	0231	5YD DUMP TRUCK	Trucks Sander/l	36	70,000	4%	2.6	Ent	5%	750	541	100%	1992	15,000	30,000	2028						
5.5	SOLID WASTE		0196	FREIGHTLINER GRAPPLE TRL	Trucks Refuse	15	10,000	3%	2.6	Ent	20%	29,367	541	100%	2013	146,833	2,000	2028						
5.5	SOLID WASTE		0061	FREIGHTLINER ROLLOFF	Trucks Refuse	10	10000	4%	5.6	Ent	10%	16,572	541	100%	2018	165,720	6,900	2028					346,541	
5.5	SOLID WASTE		0062	FREIGHTLINER ROLLOFF	Trucks Refuse	10	10000	4%	5.6	Ent	10%	16,572	541	100%	2018	165,720	6,600	2028					346,541	
5.5	SOLID WASTE		0064	AUTOCAR HEIL REARLOAD	Trucks Refuse	10	10000	4%	5.6	Ent	8%	19,688	541	100%	2018	246,098	4,400	2028					519,543	
5.5	SOLID WASTE		0065	AUTOCAR HEIL REARLOAD	Trucks Refuse	10	10000	4%	5.6	Ent	8%	19,688	541	100%	2018	246,098	2,900	2028					519,543	
5.5	SOLID WASTE	1	0029	FORD FUSION SEDAN	Autos - General	15	100,000	3.0%	2.6	Ent	10%	1,872	541	100%	2014	18,724	20,000	2029						
5.5	SOLID WASTE		90208	ROTARY BROOM FOR CASE L	EQUIPMENT	30		4%	2.6	Ent	10%	889	541	100%	1999	8,890	#N/A	2029						
5.5	SOLID WASTE	1	0039	FORD F250 4X4 PICKUP	Pickups and Lig	10	100,000	4%	2.4	Ent	15%	4,356	541	100%	2019	29,038	12,000	2029						59,270
5.5	SOLID WASTE		0020	FORD F550 SERVICE TRUCK	Pickups and Lig	10	10,000	4%	2.6	Ent	10%	8,123	541	100%	2019	81,227	7,100	2029						169,856
5.5	SOLID WASTE	1	0192	PTRBLT NEWAY FRONTLOAD	Trucks Refuse	7	7,000	4%	2.6	Ent	20%	45,034	541	100%	2015	225,169	8,500	2022			468,074			
5.5	SOLID WASTE		0195	AUTOCAR CNG HEIL SIDELOA	Trucks Refuse	7	10,000	3%	2.6	Ent	10%	26,464	541	100%	2015	264,638	7,500	2022			465,841			
5.5	SOLID WASTE	1	0193	PTRBLT CURBTENDER SIDE L	Trucks Refuse	7	7,000	4%	2.6	Ent	20%	53,040	541	100%	2015	265,202	9,400	2022			551,293			
5.5	SOLID WASTE		0024	DODGE RAM 2500 4X4 CREW (Pickups and Lig	10	100,000	4%	2.6	Ent	10%	3,054	541	100%	2020	30,542	6,100	2030						
5.5	SOLID WASTE		0040	DODGE RAM 4500 4X4 FLATBE	Pickups and Lig	10	100,000	3%	2.6	Ent	10%	4,600	601	100%	2020	45,999	200	2030						
5.5	SOLID WASTE		0084	FREIGHTLINER ROLLOFF	Trucks Refuse	10	10,000	4%	2.6	Ent	5%	9,110	541	100%	2020	182,200	10	2030						
5.5	SOLID WASTE		0220	FREIGHTLINER 4000GL WATEI	Trucks over 1 tc	10	10,000	4%	2.6	Ent	10%	19,175	541	100%	2020	191,750	200	2030						
5.5	SOLID WASTE	1	0189	FREIGHTLINER ROLL OFF	Trucks Refuse	8	7,000	4%	2.6	Ent	15%	23,162	541	100%	2014	154,410	11,500	2022					372,638	
5.5	SOLID WASTE	1	0190	FREIGHTLINER ROLL OFF	Trucks Refuse	8	7,000	4%	2.6	Ent	15%	23,162	541	100%	2014	154,410	10,200	2022					372,638	
5.5	SOLID WASTE		0083	PETERBUILT HEIL REARLOAD	Trucks Refuse	10	10,000	4%	2.6	Ent	10%	20,861	541	100%	2020	208,605	600	2030						
5.5	SOLID WASTE	2	0229	VOLVO EXCAVATOR RUBBER	Backhoes	30	12,000	4%	2.6	Ent	15%	20,380	541	100%	2000	135,868	5,300	2030						
5.5	SOLID WASTE		2067	LOADTRAIL TILT TRAILER	Trailers	15	N/A	4%	5.6	Ent	5%	323	541	100%	2020	6,450	600	2035			11,294			
5.5	SOLID WASTE		0038	FORD F250 2WD W/SERVICE E	Pickups and Lig	14	100,000	5%	2.6	Ent	25%	1,781	601	100%	2008	7,125	123,000	2022			25,339			
5.5	SOLID WASTE		0035	TOYOTA FORKLIFT	Forklifts	20	7,000	4%	2.6	Ent	10%	4,679	541	100%	2016	46,786	900	2036			97,835			
5.5	SOLID WASTE		0025	DODGE RAM 5500 TANK TRUC	Pickups and Lig	20	100,000	4%	2.6	Ent	5%	4,120	541	100%	2019	82,408	3,700	2039						176,446
5.5	SOLID WASTE	2	0141	AUTOCAR WATER TANKER	Trucks Refuse	18	15,000	3%	2.6	Ent	5%	750	541	100%	2004	15,000	14,504	2022						
5.5	SOLID WASTE	2	0217	TANK ROLLOFF 4000 GAL	Attachments/acc	50	7,000	4%	2.6	Ent	5%	1,152	541	100%	1995	23,040	33,000	2045						
SOLID WASTE Total																								
4.1	STREET/TRAFFIC		1317	GRACO LINELAZER	Small Equipmer	6	N/A	3%		ent	10%	752	211	100%	2017	7,520	-	2023						
4.1	STREET/TRAFFIC		1305	INGERSALL RAND AIR COMP	Air Compressor:	34	4,000	4%	1.0	ent	15%	1,398	211	100%	1989	9,320	1,560	2023						
4.1	STREET/TRAFFIC		1115	FORD F350 4X4 W/PLOW	Pickups and Lig	13	100,000	4%	1.0	ent	15%	4,499	211	100%	2011	29,995	85,000	2024				78,661		
4.1	STREET/TRAFFIC		1119	FORD 1TON SERVICE TRUCK	Pickups and Lig	26	80,000	4%	1.0	ent	15%	3,465	211	100%	1997	23,098	71,000	2023						
4.1	STREET/TRAFFIC		1232	FREIGHTLINER DE-ICE UNIT	Trucks over 1 tc	22	60,000	4%	1.0	ent	15%	13,050	211	100%	2001	87,000	49,000	2023						
4.1	STREET/TRAFFIC		1202	KOMATSU 4YD LOADER	Loaders	23	7,000	4%	1.0	ent	15%	14,553	211	100%	2000	97,020	7,220	2023						
4.1	STREET/TRAFFIC		1246	Freightliner/Elgin Broom Bear Sw	Street Sweeper:	11	7,000	4%	1.0	ent	15%	29,275	211	100%	2012	195,167	6,100	2023	433,255					
4.1	STREET/TRAFFIC		1315	HI-WAY SLIDE-IN PICKUP SANI SANDERS		14	N/A	4%	1.0	ent	10%	-	211	100%	2010		-	2024						
4.1	STREET/TRAFFIC		1344	PORTABLE SOLAR ARROWBO	Misc Const Equ	25	N/A	4%	1.0	ent	15%	823	211	100%	1999	5,485	-	2024						
4.1	STREET/TRAFFIC		1337	HOTSY STEAMER	Misc Const Equ	14	N/A	4%	1.0	ent	5%	425	211	100%	2010	8,495	225	2024						
4.1	STREET/TRAFFIC		1360	GRACO GRIND & LINE LAZER	Small Equipmer	7	N/A	3%		ent	10%	1,460	211	100%	2017	14,600	-	2024					25,700	
4.1	STREET/TRAFFIC		1351	VARIABLE MESSAGE BOARD	Misc Const Equ	13	N/A	4%	1.0	ent	15%	1,941	211	100%	2011	12,940	-	2024				33,935		
4.1																								

FY 2023 Equipment Replacement Worksheets

Sub-totaled by Department

Sort	Department Name	Divisic	Unit.	Description	Equip Class	Life	Est.	Repl. Meter	Repl. %	col1	g/p	Salv. %	Salv. Amt	Fund	Fund %	Year	Purch. Cost	Current Meter	Repl. Year	2,034	2,035	2,036	2,037	2,038	2,039
4.1	STREET/TRAFFIC		1324	ISUZU PAINT STRIPER	Trucks over 1 to	20	4,000	5%	1.0	ent	50%	5,000	211	100%	2004	10,000	1,700	2024							
4.1	STREET/TRAFFIC		1343	TORO 7200 ZERO TURN MOWI	Mowers/Riding	13	4,000	4%	1.0	ent	15%	2,518	211	100%	2011	16,784	1,800	2024						44,016	
4.1	STREET/TRAFFIC		1237	BOBCAT UTV 3400	MISC EQUIPME	13		4%	1.0	ent	15%	2,723	211	100%	2011	18,150	600	2024						47,598	
4.1	STREET/TRAFFIC		1393	TORO 7210 MOWER	Mowers/Riding	10	3,000	4%	1.0	ent	10%	2,046	211	100%	2014	20,464	1,320	2024	42,793						
4.1	STREET/TRAFFIC		1385	ROCK WHEEL SKIDSTEER ATT	Misc Const Equ	17	N/A	4%	1.0	ent	15%	2,384	211	100%	2007	15,890	-	2024							
4.1	STREET/TRAFFIC		1333	EAGER BEAVER PAVER TRAILI	TRAILER	22	7,000	4%	1.0	ent	15%	1,931	211	100%	2002	12,870	-	2024							
4.1	STREET/TRAFFIC		1210	BOBCAT MINI TRACK LOADER	Misc Const Equ	10	7,000	4%	1.0	ent	15%	3,311	211	100%	2014	22,071	450	2024	45,050						
4.1	STREET/TRAFFIC		1223	TRAILER W/ 1998 STEAMER(Tr	Non Powered Ei	36	0	4%	1.0	ent	15%	1,125	211	100%	1988	7,500	101	2024							
4.1	STREET/TRAFFIC		1318	AIR COMPRESSOR	Air Compressor:	32	4,000	4%	1.0	ent	15%	1,359	211	100%	1992	9,060	600	2024							
4.1	STREET/TRAFFIC		1226	FLAIL MOWER	Attachments/acc	16		4%	1.0	ent	10%	1,802	211	100%	2008	18,015	1,150	2024							
4.1	STREET/TRAFFIC		1101	FORD 3/4 TON W/LIFTGATE	Pickups and Lig	11	100,000	4%	1.0	ent	15%	3,704	211	100%	2013	24,691	57,000	2024			54,812				
4.1	STREET/TRAFFIC		1220	FORD 1520 MOWER TRACTOR	Tractors	30	10,000	4%	1.0	ent	15%	1,761	211	100%	1994	11,742	550	2024							
4.1	STREET/TRAFFIC		1109	GMC VAN	Pickups and Lig	19		6%	1.0	ent	15%	1,931	211	100%	2005	12,870	3,600	2024							
4.1	STREET/TRAFFIC		1113	CHEVY 2500 4X4 W/PLOW	Pickups and Lig	11	100,000	4%	1.0	ent	15%	4,701	211	100%	2013	31,338	64,000	2024			69,568				
4.1	STREET/TRAFFIC		1388	CP AIR COMPRESSOR	MISC EQUIPME	12	7,000	4%	1.0	ent	15%	4,674	211	100%	2012	31,160	500	2024							
4.1	STREET/TRAFFIC		1116	FORD F350 4X4 W/PLOW	Pickups and Lig	13	100,000	4%	1.0	ent	15%	4,574	211	100%	2011	30,495	69,000	2024						79,972	
4.1	STREET/TRAFFIC		1230	NEW HOLLAND TL90 TRACTOF	Tractors	24	10,000	4%	1.0	ent	15%	2,882	211	100%	2000	19,216	1,700	2024							
4.1	STREET/TRAFFIC		1396	OSHKOSH H SERIES 4X4/6 SN	Snow Plows	41		4%	1.1	ent	10%	1,000	211	100%	1983	10,000	3,300	2024							
4.1	STREET/TRAFFIC		1323	VERMEER BRUSH CHIPPER	Misc Const Equ	25	4,000	4%	1.0	ent	15%	2,970	211	100%	1999	19,800	2,000	2024							
4.1	STREET/TRAFFIC		1235	BOBCAT 220 SKIDSTEER LOAI	Misc Const Equ	15	7,000	4%	1.0	ent	15%	5,080	211	100%	2009	33,868	2,400	2024						104,767	
4.1	STREET/TRAFFIC		1203	ASPHALT ROLLER,	Rollers	29	6,000	4%	1.0	ent	15%	3,491	211	100%	1995	23,275	1,010	2024							
4.1	STREET/TRAFFIC		1224	IHC DE-ICE UNIT	Trucks over 1 to	24	60,000	4%	1.0	ent	15%	8,733	211	100%	2000	58,218	4,500	2024							
4.1	STREET/TRAFFIC		1233	JOHN DEERE BACKHOE LOADI	Loaders	28	7,000	4%	1.0	ent	15%	10,483	211	100%	1996	69,887	4,600	2024							
4.1	STREET/TRAFFIC		1196	FORD F750 DOUBLE DUMP	Dump trucks	13	80,000	4%	1.0	ent	15%	20,195	211	100%	2011	134,633	38,000	2024						353,071	
4.1	STREET/TRAFFIC		1197	FORD F750 DOUBLE DUMP	Dump trucks	13	80,000	4%	1.0	ent	15%	20,195	211	100%	2011	134,633	32,000	2024						353,071	
4.1	STREET/TRAFFIC		1121	FREIGHTLINER/VERSALIFT BU	Trucks over 1 to	22	7,000	4%	1.0	ent	15%	16,736	211	100%	2002	111,576	7,300	2024							
4.1	STREET/TRAFFIC		1250	FREIGHTLINER/ELGN SWEEP	Street Sweeper:	10	7,000	4%	1.0	ent	10%	20,244	211	100%	2014	202,443	5,900	2024	423,333						
4.1	STREET/TRAFFIC		1248	FREIGHTLINER/ELGIN STREET	Street Sweeper:	11	7,000	4%	1.0	ent	15%	30,989	211	100%	2013	206,593	5,100	2024			458,620				
4.1	STREET/TRAFFIC		1245	FREIGHTLINER.ELGIN SWEEPI	Street Sweeper:	13	7,000	4%	1.0	ent	15%	28,693	211	100%	2011	191,289	5,600	2024						501,650	
4.1	STREET/TRAFFIC		1234	BOMAG MILLING MACHINE	Misc Const Equ	13	7,000	4%	1.0	ent	15%	44,169	211	100%	2011	294,458	1,650	2024						772,207	
4.1	STREET/TRAFFIC		1387	LOADTRAIL TRAILER	Misc Const Equ	15	N/A	4%	1.0	ent	10%	570	211	100%	2010	5,695	-	2025							
4.1	STREET/TRAFFIC		1319	GRACO LINE LAZER	MISC EQUIPME	10	N/A	5%	1.0	ent	15%	1,078	211	100%	2015	7,188	0	2025			17,994				
4.1	STREET/TRAFFIC		1366	BACKHOE ATTACHMENT	Attachments/acc	25	0	4%	1.0	ent	15%	1,307	211	100%	2000	8,716	-	2025							
4.1	STREET/TRAFFIC		1347	HYDRAULIC BREAKER TOOL	Attachments/acc	25	N/A	4%	1.0	ent	1%	86	211	100%	2000	8,590	-	2025							
4.1	STREET/TRAFFIC		1103	FORD F250 REG CAB PICKUP	Pickups and Lig	15	100,000	4%	1.0	ent	10%	1,727	211	100%	2010	17,272	59,000	2025							
4.1	STREET/TRAFFIC		1353	SLIDE IN DE-ICE TANK SPRAYf	Attachments/acc	20	0	4%	1.0	ent	15%	2,376	211	100%	2005	15,840	#N/A	2025							
4.1	STREET/TRAFFIC		1104	CHEVY 3/4 TON PICKUP	Pickups and Lig	17	80,000	4%	1.0	ent	15%	2,726	211	100%	2008	18,170	54,000	2025							
4.1	STREET/TRAFFIC		1110	FORD F150 4X4 XCAB PICKUP	Pickups and Lig	10	100,000	4%	1.0	ent	15%	3,885	211	100%	2015	25,903	105,000	2025			52,871				
4.1	STREET/TRAFFIC		1107	FORD F350 DUALLY FLATBED	Pickups and Lig	10	100,000	4%	1.0	ent	15%	4,061	211	100%	2015	27,070	78,000	2025			55,253				
4.1	STREET/TRAFFIC		1127	FORD F250 PICKUP W/LIFTGA	PICKUPS & LT	13	100,000	4%	1.0	ent	10%	2,447	211	100%	2012	24,471	50,000	2025						65,398	
4.1	STREET/TRAFFIC		1166	FORD F350 4X2 DUMP TRUCK	Pickups and Lig	10	100,000	4%	1.0	ent	15%	4,707	211	100%	2015	31,382	40,000	2025			64,055				
4.1	STREET/TRAFFIC		1168	FORD F350 4X2 DUMP TRUCK	Pickups and Lig	10	100,000	4%	1.0	ent	15%	4,707	211	100%	2015	31,382	43,000	2025			64,055				
4.1	STREET/TRAFFIC		1143	WEILER PAVER	Pavers	10	100,000	4%	1.0	ent	15%	22,136	211	100%	2015	147,574	650	2025			301,217				
4.1	STREET/TRAFFIC		1211	CASE 721F WHEEL LOADER	Loaders	10	7,000	4%	1.0	ent	15%	23,146	211	100%	2015	154,305	3,200	2025			314,956				
4.1	STREET/TRAFFIC		1229	FREIGHTLINER 2 TON FLATBE	Trucks over 1 to	25	7,000	4%	1.0	ent	15%	13,131	211	100%	2000	87,542	2,750	2025							
4.1	STREET/TRAFFIC		1243	FREIGHTLINER ELGN	Street Sweeper:	8	7000	4%	ent	15%	35,850	211	100%	2017	239,000	3,200	2025								
4.1	STREET/TRAFFIC		1238	FREIGHTLINER VACTOR	Trucks Sewer Jr	10	7,000	4%	1.0	ent	10%	32,056	211	100%	2015	320,556	3,750	2025			670,322				
4.1	STREET/TRAFFIC		1239	FREIGHTLINER VACTOR	Trucks Sewer Jr	10	7,000	4%	1.0	ent	10%	32,056	211	100%	2015	320,556	3,250	2025			670,322				
4.1	STREET/TRAFFIC		1207	FORD STERLING POTHOLE PA	Trucks over 1 to	20	10,000	4%	4.1	ent	30%	3,000	211	100%	2006	10,000	9,100	2026							
4.1	STREET/TRAFFIC		1111	FORD F350 4X4 W/SNOW	Pickups and Lig	10	100,000	4%	1.0	ent	15%	5,640	211	100%	2016	37,598	58,000	2026						76,742	
4.1	STREET/TRAFFIC		1164	FORD F350 DUMP TRUCK	Pickups and Lig	10	100,000	4%	1.0	ent	10%	4,062	211	100%	2016	40,620	33,000	2026						84,941	
4.1	STREET/TRAFFIC		1311	LARUE D50 SNOW BLOWER	Snow Blowers	10	7,000	4%	1.0	ent	10%	12,854	211	100%	2016	128,542	550	2026						268,797	
4.1	STREET/TRAFFIC		1122	FREIGHTLINER AERIAL	Trucks Ariel Buc	10	7,000	4%	1.0	ent	15%	23,195	211	100%	2016	154,635	3,500	2026			315,629				
4.1	STREET/TRAFFIC		1198	FREIGHTLINER DUMP/SANDE	Trucks Sander/I	12	100,000	4%	1.0	ent	10%	15,397	211	100%	2014	153,970	47,000	2026						379,275	
4.1	STREET/TRAFFIC		1199	FREIGHTLINER DUMP/SANDEF	Trucks Sander/I	12	100,000	4%	1.0	ent	10%	15,397	211	100%	2014	153,970	47,000	2026						379,275	
4.1	STREET/TRAFFIC		1244	FREIGHTLINER BROOMBEAR	Street Sweeper:	7	7,000	4%	4.1	ent	15%	34,028	211	100%	2019	226,850	1,050	2026							
4.1	STREET/TRAFFIC		1252	FREIGHTLINER SCHWARTZ SV	Street Sweeper:	7	7,000	4%	4.1	ent	10%	24,181	211	100%	2019	241,806	1,150	2026							
4.1	STREET/TRAFFIC		1105	FORD F150 XCAB PICKUP	Pickups and Lig	10	1000000	4%	ent	15%	3,835	211	100%	2017	25,565	22,000	2027							52,181	
4.1	STREET/TRAFFIC		1162	DODGE 1TON DUMP TRUCK	Pickups and Lig	10	1000000	4%	ent	15%	5,658	211	100%	2017	37,723	24,000	2027							76,997	
4.1	STREET/TRAFFIC		1155	FREIGHTLINER CRANE TRUCK	Trucks over 1 to	15	7,000	4%	1.0	ent	15%	15,658	211	100%	2012	104,384	7,000	2027							
4.1	STREET/TRAFFIC		1249	FREIGHTLINER BROOMBEAR	Sweepers	7	N/A	3%	1.0	ent	10%	24,794	211	100%	2020	247,939	-	2027	350,236						
4.1	STREET/TRAFFIC		1295	WASAU SNOWPLOW WING	Snow Plows	10	N/A	4%																	

FY 2023 Equipment Replacement Worksheets

Sub-totaled by Department

Sort	Department Name	Divisic	Unit.	Description	Equip Class	Life	Est.	Repl. Meter	Repl. %	col1	g/p	Salv. %	Salv. Amt	Fund	Fund %	Year	Purch. Cost	Current Meter	Repl. Year	2,034	2,035	2,036	2,037	2,038	2,039		
4.1	STREET/TRAFFIC		1277	SNOW PLOW	Snow Plows	10	N/A	4%	1.0	ent	15%	2,268	211	100%	2018	15,120	N/A	2028						30,862			
4.1	STREET/TRAFFIC		1278	SNOW PLOW	Snow Plows	10	N/A	4%	1.0	ent	15%	2,268	211	100%	2018	15,120	N/A	2028						30,862			
4.1	STREET/TRAFFIC		1354	SANDER - SLIDE-IN	Sanders	10	N/A	4%	1.0	ent	15%	2,355	211	100%	2018	15,700	N/A	2028						32,046			
4.1	STREET/TRAFFIC		1285	SCHMIDT/WASAU	Snow Plows	10	N/A	4%	1.0	ent	15%	2,717	211	100%	2018	18,114	N/A	2028						36,973			
4.1	STREET/TRAFFIC		1293	SCHMIDT/WASAU	Snow Plows	10	N/A	4%	1.0	ent	15%	2,717	211	100%	2018	18,114	N/A	2028						36,973			
4.1	STREET/TRAFFIC		1280	SNOW PLOW	Snow Plows	10	N/A	4%	1.0	ent	15%	2,994	211	100%	2018	19,960	N/A	2028						40,741			
4.1	STREET/TRAFFIC		1128	DODGE RAM 3500 DUMP	Pickups and Lig	10	N/A	4%	1.0	ent	15%	5,548	211	100%	2018	36,986	15,000	2028						75,493			
4.1	STREET/TRAFFIC		1129	DODGE RAM 3500 DUMP	Pickups and Lig	10	N/A	4%	1.0	ent	15%	5,548	211	100%	2018	36,986	16,000	2028						75,493			
4.1	STREET/TRAFFIC		1154	FREIGHTLINER 12YD DUMP TRUCK	Trucks over 1 to	10	100,000	4%	1.0	ent	15%	20,151	211	100%	2018	134,340	28,000	2028						274,204			
4.1	STREET/TRAFFIC		1184	Chevy 1 ton dump truck	Trucks Sander/l	10	100,000	4%	1.0	ent	15%	20,457	211	100%	2018	136,380	11,000	2028						278,368			
4.1	STREET/TRAFFIC		1185	Chevy 1 ton dump truck	Trucks Sander/l	10	100,000	4%	1.0	ent	15%	20,457	211	100%	2018	136,380	12,800	2028						278,368			
4.1	STREET/TRAFFIC		1193	FREIGHTLINER 12YD DUMP	Trucks over 1 to	10	100,000	4%	1.0	ent	15%	22,283	211	100%	2018	148,552	45,500	2028						303,213			
4.1	STREET/TRAFFIC		1194	FRTLNDR TANDEM DUMP	Trucks over 1 to	10	100,000	4%	1.0	ent	15%	23,481	211	100%	2018	156,543	48,000	2028						319,524			
4.1	STREET/TRAFFIC		1282	HENKE V-SNOWPLOW	Snow Plows	10	100,000	4%	4.1	ent	15%	2,688	211	100%	2019	17,919	-	2029							36,575		
4.1	STREET/TRAFFIC		1283	HENKE V-SNOWPLOW	Snow Plows	10	100,000	4%	4.1	ent	15%	2,688	211	100%	2019	17,919	-	2029							36,575		
4.1	STREET/TRAFFIC		1289	HENKE V-SNOWPLOW	Snow Plows	10	100,000	4%	4.1	ent	15%	2,688	211	100%	2019	17,919	-	2029							36,575		
4.1	STREET/TRAFFIC		1165	FORD F350 DUMP TRUCK	Pickups and Lig	10	100,000	4%	4.1	ent	15%	5,789	211	100%	2019	38,596	11,000	2029							78,779		
4.1	STREET/TRAFFIC		1346	SCAG ZERO TURN MOWER	Mowers/Riding	10	N/A	4%	1.0	ent	15%	1,709	211	100%	2020	11,390	125	2030									
4.1	STREET/TRAFFIC		1303	GRAPPLE ATCMT 1202	Misc Const Equ	20	N/A	4%	1.0	ent	10%	769	211	100%	2010	7,687	-	2030									
4.1	STREET/TRAFFIC		1352	VARIABLE MESSAGE BOARD	Misc. Equipmen	10	N/A	4%	1.0	ent	15%	2,182	211	100%	2020	14,545	-	2030									
4.1	STREET/TRAFFIC		1353	VARIABLE MESSAGE BOARD	Misc. Equipmen	10	N/A	4%	1.0	ent	15%	2,182	211	100%	2020	14,545	-	2030									
4.1	STREET/TRAFFIC		1356	SWENSON SLIDE-IN SANDER	SANDERS	10	N/A	3%	1.0	ent	10%	3,100	211	100%	2020	31,000	-	2030									
4.1	STREET/TRAFFIC		1256	SCHMIDT/WASAU MF3 SNOW	Snow Plows	10	N/A	3%	1.0	ent	10%	3,280	211	100%	2020	32,800	-	2030									
4.1	STREET/TRAFFIC		1112	DODGE RAM 3500 REG CAB W	Pickups and Lig	10	100,000	4%	4.1	ent	15%	5,394	211	100%	2020	35,961	2,200	2030									
4.1	STREET/TRAFFIC		1169	DODGE RAM 3500 DUMP TRUCK	Pickups and Lig	10	100,000	4%	4.1	ent	15%	6,070	211	100%	2020	40,464	10	2030									
4.1	STREET/TRAFFIC		1118	DODGE RAM 5500 SERVICE TRUCK	Trucks over 1 to	10	100,000	4%	4.1	ent	15%	10,151	211	100%	2020	67,670	200	2030									
4.1	STREET/TRAFFIC		1182	FREIGHTLINER DUMP/SANDEF	Dump Trucks	10	100,000	4%	4.1	ent	15%	20,919	211	100%	2020	139,463	5,200	2030									
4.1	STREET/TRAFFIC		1183	FREIGHTLINER DUMP/SANDEF	Dump Trucks	10	100,000	4%	4.1	ent	15%	20,919	211	100%	2020	139,463	5,800	2030									
4.1	STREET/TRAFFIC		1189	FREIGHTLINER DUMP/SANDEF	Dump Trucks	10	100,000	4%	4.1	ent	15%	20,919	211	100%	2020	139,463	4,800	2030									
4.1	STREET/TRAFFIC		1150	FREIGHTLINER TANDEM DUMP	Dump Trucks	10	100,000	4%	4.1	ent	15%	20,940	211	100%	2020	139,601	3,350	2030									
4.1	STREET/TRAFFIC		1124	FREIGHTLINER ROLLOFF TRUCK	Trucks over 1 to	10	100,000	4%	4.1	ent	15%	27,306	211	100%	2020	182,042	10	2030									
4.1	STREET/TRAFFIC		1228	KENWORTH POTHOLE PATCH	Trucks over 1 to	10	100,000	4%	4.1	ent	15%	35,165	211	100%	2020	234,433	200	2030									
4.1	STREET/TRAFFIC		1212	CAT 140AWP GRADER	Graders	10	N/A	4%	1.0	ent	15%	41,400	211	100%	2020	276,000	120	2030									
4.1	STREET/TRAFFIC		1213	CAT 140AWP GRADER	Graders	10	N/A	4%	1.0	ent	15%	41,400	211	100%	2020	276,000	50	2030									
4.1	STREET/TRAFFIC		1307	PETERBUILT PAINT STRIPER	Trucks over 1 to	10	100,000	4%	4.1	ent	15%	44,464	211	100%	2020	296,424	300	2030									
4.1	STREET/TRAFFIC		1358	SWENSON SLIDE-IN SANDER	SANDERS	10	N/A	3%	1.0	ent	5%	1,550	211	100%	2021	31,000	-	2031									
4.1	STREET/TRAFFIC		1258	SCHMIDT/WASAU MF3 SNOW	Snow Plows	10	N/A	3%	1.0	ent	5%	1,640	211	100%	2021	32,800	-	2031									
4.1	STREET/TRAFFIC		1158	FREIGHTLINER TANDEM DUMP	Dump Trucks	10	N/A	4%	4.1	ent	15%	4,920	211	100%	2021	32,800	10	2031									
4.1	STREET/TRAFFIC		1186	FREIGHTLINER	Trucks Sander/l	15	100,000	4%	1.0	ent	15%	20,381	211	100%	2016	135,873	24,500	2031									
4.1	STREET/TRAFFIC		1187	FREIGHTLINER	Trucks Sander/l	15	100,000	4%	1.0	ent	15%	20,381	211	100%	2016	135,873	25,000	2031									
4.1	STREET/TRAFFIC		1200	CAT 12M3AWD GRADER	Graders	15	7,000	4%	1.0	ent	15%	37,703	211	100%	2016	251,350	3,400	2031									
4.1	STREET/TRAFFIC		1365	GRACO LINE LAZER	Misc Const Equ	10	N/A	4%	1.0	ent	15%	998	211	100%	2012	6,650	-	2022									
4.1	STREET/TRAFFIC		7421	HENDERSON SLIDE IN	Sanders	20	N/A	4%	1.0	ent	5%	510	211	100%	2012	10,200	-	2032									
4.1	STREET/TRAFFIC		7423	HENDERSON SLIDE IN	Sanders	20	N/A	4%	1.0	ent	5%	510	211	100%	2012	10,200	-	2032									
4.1	STREET/TRAFFIC		1298	MONROE SNOW PLOW TRIPEL	Snow Plows	18	N/A	4%	1.0	ent	15%	2,212	211	100%	2014	14,744	-	2032									
4.1	STREET/TRAFFIC		1299	MONROE SNOW PLOW TRIPEL	Snow Plows	18	N/A	4%	1.0	ent	15%	2,212	211	100%	2014	14,744	-	2032									
4.1	STREET/TRAFFIC		1296	WAUSAU SNOW PLOW	SNOWPLOWS	20	N/A	3%	1.0	ent	5%	1,092	211	100%	2012	21,844	-	2032									
4.1	STREET/TRAFFIC		1297	WAUSAU SNOW PLOW	SNOWPLOWS	20	N/A	3%	1.0	ent	5%	1,092	211	100%	2012	21,844	-	2032									
4.1	STREET/TRAFFIC		7420	WAUSAU SNOW PLOW	Snow Plows	20	100,000	4%	1.0	ent	5%	1,092	211	100%	2012	21,844	-	2032									
4.1	STREET/TRAFFIC		7422	WAUSAU SNOW PLOW	Snow Plows	20	N/A	4%	1.0	ent	5%	1,092	211	100%	2012	21,844	-	2032									
4.1	STREET/TRAFFIC		1301	LARUE SNOW BLOWER	SNOW BLOWE	20	7,000	3%	1.0	ent	15%	18,330	211	100%	2012	122,198	1,320	2032									
4.1	STREET/TRAFFIC		1170	Freightliner Roll Off	Trucks over 1 to	10	7,000	4%	1.0	ent	15%	24,375	211	100%	2012	162,501	9,500	2022									
4.1	STREET/TRAFFIC		1123	IHC AERIAL LIFT TRUCK	AERIAL TRUCK	10	7,000	5%	1.0	ent	4%	5,629	211	100%	2012	140,732	6,000	2022									
4.1	STREET/TRAFFIC		1313	LARUE D60 SNOW BLOWER	Snow Blowers	15	7,000	4%	4.1	ent	15%	27,760	211	100%	2019	185,065	35	2034			305,532						
4.1	STREET/TRAFFIC		1204	CAT 950 FRONTEND LOADER	Loaders	15	8,000	4%	4.1	ent	15%	28,947	211	100%	2019	192,983	650	2034			318,604						
4.1	STREET/TRAFFIC		1206	CAT 950 FRONTEND LOADER	Loaders	15	8,000	4%	4.1	ent	15%	28,947	211	100%	2019	192,983	550	2034			318,604						
4.1	STREET/TRAFFIC		1309	JOHN DEERE MOWER/BLOWER	Misc Const Equ	13	7,000	4%	1.0	ent	15%	4,283	211	100%	2009	28,550	1,700	2022									
4.1	STREET/TRAFFIC		1236	CASE SKID STEER LOADER	Loaders	40	7,000	4%	1.0	ent	15%	3,394	211	100%	1995	22,629	2,600	2035						105,250			
4.1	STREET/TRAFFIC		1218	HAMM HD13 ROLLER	Misc Const Equ	20	7,000	4%	1.0	ent	15%	9,660	211	100%	2015	64,400	600	2035						131,448			
4.1	STREET/TRAFFIC		1171	VOLVO TRUCK/TRACTOR	Trucks over 1 to	20	80,000	4%	1.0	ent	15%	15,790	211	100%	2015	105,267	4,600	2035						214,863			
4.1	STREET/TRAFFIC		1286	HENKE V-PLOW	Snow Plows	20		4%	1.0	ent	5%	800	211	100%	2016												

FY 2023 Equipment Replacement Worksheets

Sub-totaled by Department

Sort	Department Name	Divisic	Unit.	Description	Equip Class	Est. Life	Repl. Meter	Repl. %	col1 g/p	Salv. %	Salv. Amt	Fund	Fund %	Year	Purch. Cost	Current Meter	Repl. Year	2,034	2,035	2,036	2,037	2,038	2,039	
4.1	STREET/TRAFFIC		1222	FREIGHTLINER DE-ICE UNIT	Trucks over 1 to	25	60,000	4%	1.0 ent	15%	13,975	211	100%	1997	93,166	6,500	2022							
4.1	STREET/TRAFFIC		1227	FORD 3430 TRACTOR MOWER	Tractors	26	10,000	4%	1.0 ent	15%	1,394	211	100%	1996	9,296	2,700	2022							
STREET/TRAFFIC Total																		2,237,407	3,332,526	1,679,165	2,427,293	2,789,367	293,271	
Gov Total																		1,674,896	3,525,022	1,000,596	904,647	1,690,505	6,204,417	
Grand Total																		4,855,042	7,383,980	3,537,618	3,331,941	4,479,872	6,497,688	
																		11,292,782	9,894,613	11,442,271	12,791,503	13,237,277	19,451,979	

Governmental Funds Equipment Replacement 20-Year Funding Estimate Worksheet

Est. 640 Balance as of 06/30/22

5,801,982

	20 Yr. Total	2023	2024	2025	2026	2027	2028	2029	2030
Est. Expense	43,874,785	1,003,959	4,890,233	2,155,762	2,735,695	1,398,788	651,693	1,550,890	1,038,143
		2,023	2,024	2,025	2,026	2,027	2,028	2,029	2,030
Est. Beg Balance		5,801,982	6,349,378	3,055,248	2,501,923	1,402,407	1,668,076	2,722,773	2,928,094
Est. Transfers in		1,493,335	1,532,610	1,571,884	1,611,159	1,650,434	1,689,708	1,728,983	1,768,258
Est. Interest		58,020	63,494	30,552	25,019	14,024	16,681	27,228	29,281
Est. Yearly Expense		(1,003,959)	(4,890,233)	(2,155,762)	(2,735,695)	(1,398,788)	(651,693)	(1,550,890)	(1,038,143)
Est. Ending Balance		6,349,378	3,055,248	2,501,923	1,402,407	1,668,076	2,722,773	2,928,094	3,687,489

Estimated Contributions by Fund

Fund	2023	2024	2025	2026	2027	2028	2029	2030
010/871&2 Parks/Rec	328,460	337,099	345,737	354,376	363,014	371,653	380,291	388,930
010-4300 Code Enforcement	13,017	13,360	13,702	14,044	14,387	14,729	15,072	15,414
General Fund Total	341,478	350,458	359,439	368,420	377,401	386,382	395,363	404,344
150 Animal Shelter	19,137	19,640	20,144	20,647	21,150	21,654	22,157	22,660
150 Fire	646,640	663,647	680,653	697,660	714,667	731,673	748,680	765,687
150 Police	437,544	449,051	460,558	472,066	483,573	495,081	506,588	518,095
Public Safety Total	1,103,321	1,132,338	1,161,356	1,190,373	1,219,390	1,248,408	1,277,425	1,306,442
240 Planning	3,705	3,802	3,900	3,997	4,095	4,192	4,290	4,387
260 Library	43,705	44,855	46,004	47,154	48,303	49,453	50,602	51,752
290 CDBG	1,126	1,156	1,185	1,215	1,244	1,274	1,304	1,333
Total Governmental	1,493,335	1,532,610	1,571,884	1,611,159	1,650,434	1,689,708	1,728,983	1,768,258

Governmental Funds Equipment Replacement 20-Year Funding Estimate Worksheet

Est. 640 Balance as of 06/30/22

5,801,982

	20 Yr. Total	2031	2032
Est. Expense	43,874,785	1,571,577	1,196,342
		2,031	2,032
Est. Beg Balance		3,687,489	3,960,319
Est. Transfers in		1,807,532	1,846,807
Est. Interest		36,875	39,603
Est. Yearly Expense		(1,571,577)	(1,196,342)
Est. Ending Balance		3,960,319	4,650,388

Estimated Contributions by Fund

Fund	2031	2032
010/871&2 Parks/Rec	397,568	406,207
010-4300 Code Enforcement	15,756	16,099
General Fund Total	413,324	422,305
150 Animal Shelter	23,164	23,667
150 Fire	782,693	799,700
150 Police	529,603	541,110
Public Safety Total	1,335,460	1,364,477
240 Planning	4,484	4,582
260 Library	52,901	54,050
290 CDBG	1,363	1,392
Total Governmental	1,807,532	1,846,807

Governmental Funds Equipment Replacement 20-Year Funding Estimate Worksheet

Est. 640 Balance as of 06/30/22

5,801,982

	20 Yr. Total	2033	2034	2035	2036	2037	2038	2039	2040
Est. Expense	43,874,785	1,516,397	1,674,896	3,525,022	1,000,596	904,647	1,690,505	6,204,417	4,259,654
Est. Beg Balance		2,033	2,034	2,035	2,036	2,037	2,038	2,039	2,040
Est. Transfers in		4,650,388	5,066,577	5,367,703	3,860,990	4,902,910	6,090,472	6,543,327	2,526,074
Est. Interest		1,886,082	1,925,357	1,964,631	2,003,906	2,043,181	2,082,455	2,121,730	2,161,005
Est. Yearly Expense		46,504	50,666	53,677	38,610	49,029	60,905	65,433	25,261
Est. Ending Balance		(1,516,397)	(1,674,896)	(3,525,022)	(1,000,596)	(904,647)	(1,690,505)	(6,204,417)	(4,259,654)
		5,066,577	5,367,703	3,860,990	4,902,910	6,090,472	6,543,327	2,526,074	452,685

Estimated Contributions by Fund

Fund	2033	2034	2035	2036	2037	2038	2039	2040
010/871&2 Parks/Rec	414,845	423,484	432,122	440,761	449,399	458,038	466,676	475,315
010-4300 Code Enforcement	16,441	16,783	17,126	17,468	17,810	18,153	18,495	18,837
General Fund Total	431,286	440,267	449,248	458,229	467,210	476,190	485,171	494,152
150 Animal Shelter	24,170	24,673	25,177	25,680	26,183	26,687	27,190	27,693
150 Fire	816,707	833,713	850,720	867,727	884,733	901,740	918,746	935,753
150 Police	552,618	564,125	575,632	587,140	598,647	610,155	621,662	633,169
Public Safety Total	1,393,494	1,422,512	1,451,529	1,480,546	1,509,564	1,538,581	1,567,598	1,596,616
240 Planning	4,679	4,777	4,874	4,972	5,069	5,167	5,264	5,361
260 Library	55,200	56,349	57,499	58,648	59,798	60,947	62,097	63,246
290 CDBG	1,422	1,452	1,481	1,511	1,541	1,570	1,600	1,629
Total Governmental	1,886,082	1,925,357	1,964,631	2,003,906	2,043,181	2,082,455	2,121,730	2,161,005

Governmental Funds Equipment Replacement 20-Year Funding Estimate Worksheet

Est. 640 Balance as of 06/30/22

5,801,982

	20 Yr. Total	2041	2042
Est. Expense	43,874,785	3,660,066	1,245,503
		2,041	2,042
Est. Beg Balance		452,685	(1,002,575)
Est. Transfers in		2,200,280	2,243,288
Est. Interest		4,527	0
Est. Yearly Expense		(3,660,066)	(1,245,503)
Est. Ending Balance		(1,002,575)	(4,791)

Estimated Contributions by Fund

Fund	2041	2042
010/871&2 Parks/Rec	483,953	493,413
010-4300 Code Enforcement	19,180	19,555
General Fund Total	503,133	512,968
150 Animal Shelter	28,197	28,748
150 Fire	952,760	971,383
150 Police	644,677	657,278
Public Safety Total	1,625,633	1,657,409
240 Planning	5,459	5,566
260 Library	64,396	65,654
290 CDBG	1,659	1,691
Total Governmental	2,200,280	2,243,288

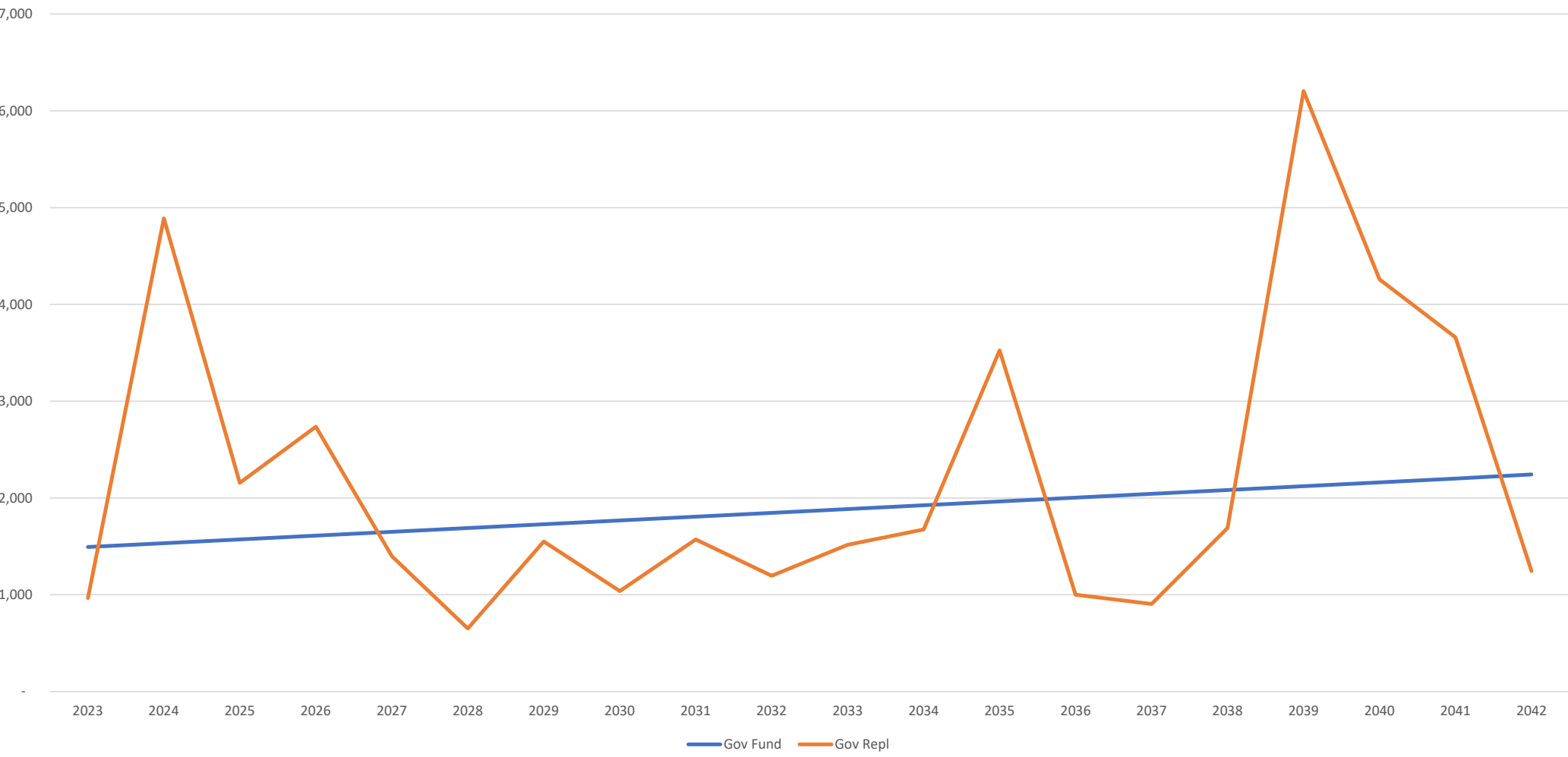
Governmental Contributions Comparison

Estimated Contributions by Fund

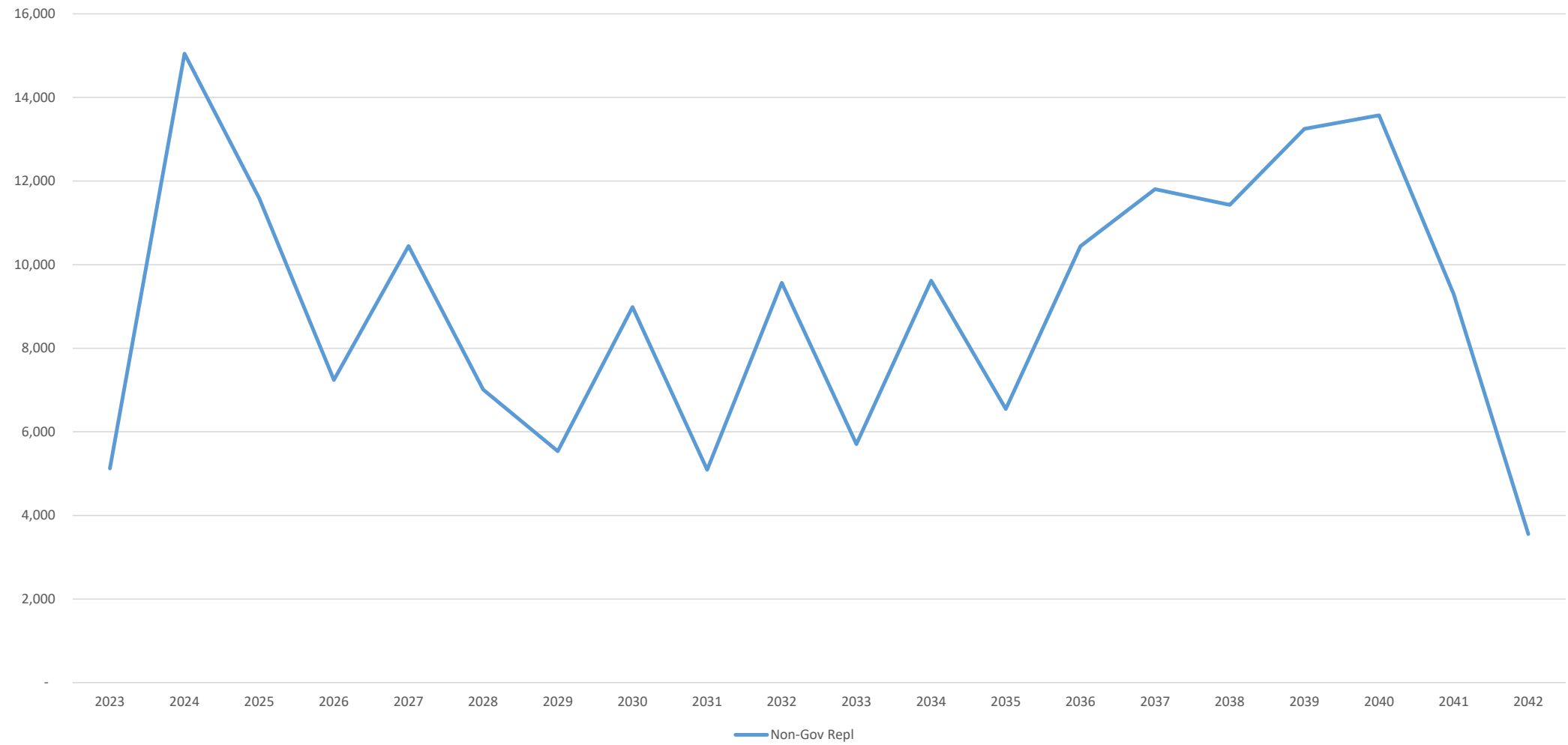
Fund	2022	2023	Difference
010/871&2 Parks/Rec	306,800	327,466	20,666
010-4300 Code Enforcement	13,047	13,029	(18)
General Fund Total	319,847	340,495	20,648
150 Animal Shelter	19,180	19,153	(26)
150 Fire	682,673	647,193	(35,480)
150 Police	448,592	437,917	(10,675)
Public Safety Total	1,150,445	1,104,263	(46,181)
240 Planning	3,712	3,708	(4)
260 Library	36,869	43,743	6,874
Total Governmental	1,510,872	1,492,209	(18,663)

Governmental Fund Replacement

Estimated Equipment Funding/Expense FY23-FY42



Non-Governmental Estimated Equipment Expense FY23-FY42



Department	Unit #	Discription	Requested Amount	Original	
				Amount in Plan	Additional Request
Animal Control	1001	P/U supply chain increase	39,001	35,851	3,150
Animal Control	1102	P/U supply chain increase	39,001	35,851	3,150
Animal Control Total				71,702	6,300
POLICE	1423	Transition to SUV	39,034	34,424	4,600
POLICE	1426	Transition to SUV	39,034	34,424	4,600
POLICE	1428	Transition to SUV	39,034	34,424	4,600
POLICE	1435	Transition to SUV	39,034	34,424	4,600
POLICE	1441	Transition to SUV	39,034	34,424	4,600
POLICE Total				172,120	23,000
PW-D&C	7101	Upgrade to 4WD	40,016	38,016	2,000
PW-D&C	7109	Move from 2025 to 2023	40,065	39,365	700
PW-D&C	7405	Upgrade to 1/2T P/U, 4WD	30,800	24,800	6,000
PW-D&C	7411	Move from 2025 to 2023	50,423	46,423	4,000
PW-D&C Total				148,604	12,700
PW-Belnap/Water	7350	Upgrade to 3/4T 4x4 w/ SB JIB Crane	50,000	3,641	46,359
PW-Belnap/Water	7850	Upgrade to 3/4T 4x4 w/ SB	42,000	0	42,000
PW-Belnap/Water Total				3,641	88,359
Solid Waste	261	Cost Inrease Landfill Equipment	1,500,000	744,508	755,492
Solid Waste Total				744,508	755,492
Street/ Traffic	1110	Electric Vehicle Upgrade	40,000	34,457	5,543
Street/ Traffic	1305	Compressor Updgrade	55,000	33,965	21,035
Street/ Traffic Total				68,422	26,578
SBR Grand Total				1,208,997	912,429

CITY OF BILLINGS
SUPPLEMENTAL BUDGET REQUEST DECISION PACKAGE

DIVISION POLICE DEPARTMENT PRIORITY 1 TOTAL COST 39,000

AMOUNT IN PLAN \$ 35,851

REQUEST TITLE ACO Vehicle 1001

DESCRIBE THIS REQUEST

This vehicle replacement request is for the 2023 ERP. The replacement will be same make/model
The bed will be removed and the old utility box that is currently in use will be reutilized on the new
Vehicle.

IF THIS REQUEST WILL GENERATE ADDITIONAL REVENUE, HOW MUCH? \$ 0

WHAT IS THE JUSTIFICATION FOR THIS REQUEST?

Vehicle is at mileage and year limitations. Vehicle is heavily used utility type vehicle specially
equipped with a service box for capturing and transporting animals of all types. Initial replacement cost
projections were short because of the increased costs fueled by the supply chain crisis.

LIST THE INDIVIDUAL LINE ITEM ACCOUNTS IMPACTED BY THIS REQUEST.

<u>ACCOUNT #</u>	<u>ACCOUNT NAME</u>	<u>AMOUNT</u>
1500-21120-402120	Operational Small Items	\$ 3150.00

Note: Division requests should be prioritized with 1 being highest priority project.
Attach Personnel request form for added positions and put account totals above.
Additional justification may be sent to finance, be sure to put request title on additional
information. If added lines for account numbers are needed, use a second form and mark
"continued" in Total Cost space on second sheet, filling in division, priority & title.

CITY OF BILLINGS
SUPPLEMENTAL BUDGET REQUEST DECISION PACKAGE

DIVISION POLICE DEPARTMENT PRIORITY 1 TOTAL COST 39,000

AMOUNT IN PLAN \$ 35,851

REQUEST TITLE ACO Vehicle 1002

DESCRIBE THIS REQUEST

This vehicle replacement request is for the 2023 ERP. The replacement will be same make/model
The bed will be removed and the old utility box that is currently in use will be reutilized on the new
Vehicle.

IF THIS REQUEST WILL GENERATE ADDITIONAL REVENUE, HOW MUCH? \$ 0

WHAT IS THE JUSTIFICATION FOR THIS REQUEST?

Vehicle is at mileage and year limitations. Vehicle is heavily used utility type vehicle specially
equipped with a service box for capturing and transporting animals of all types. Initial replacement cost
projections were short because of the increased costs fueled by the supply chain crisis.

LIST THE INDIVIDUAL LINE ITEM ACCOUNTS IMPACTED BY THIS REQUEST.

<u>ACCOUNT #</u>	<u>ACCOUNT NAME</u>	<u>AMOUNT</u>
1500-21120-402120	Operational Small Items	\$ 3150.00

Note: Division requests should be prioritized with 1 being highest priority project.
Attach Personnel request form for added positions and put account totals above.
Additional justification may be sent to finance, be sure to put request title on additional
information. If added lines for account numbers are needed, use a second form and mark
"continued" in Total Cost space on second sheet, filling in division, priority & title.

CITY OF BILLINGS
SUPPLEMENTAL BUDGET REQUEST DECISION PACKAGE

DIVISION POLICE DEPARTMENT PRIORITY 1 TOTAL COST \$ 39,034

\$ AMOUNT IN PLAN \$ 34,424

REQUEST TITLE PATROL CAR 1423

DESCRIBE THIS REQUEST

This vehicle replacement request is for the 2023 ERP. The replacement will be an SUV

IF THIS REQUEST WILL GENERATE ADDITIONAL REVENUE, HOW MUCH? \$ 0

WHAT IS THE JUSTIFICATION FOR THIS REQUEST?

Ford has discontinued the production of police sedans and replaced it with a police package in its SUV Class, costing more than the original sedan replacement projections in the ERP

LIST THE INDIVIDUAL LINE ITEM ACCOUNTS IMPACTED BY THIS REQUEST.

<u>ACCOUNT #</u>	<u>ACCOUNT NAME</u>	<u>AMOUNT</u>
<u>1500-21120-402120</u>	<u>Operational Small Items</u>	<u>\$ 4,600</u>

Note: Division requests should be prioritized with 1 being highest priority project.
Attach Personnel request form for added positions and put account totals above.
Additional justification may be sent to finance, be sure to put request title on additional information. If added lines for account numbers are needed, use a second form and mark "continued" in Total Cost space on second sheet, filling in division, priority & title.

**CITY OF BILLINGS
SUPPLEMENTAL BUDGET REQUEST DECISION PACKAGE**

DIVISION POLICE DEPARTMENT PRIORITY 1 TOTAL COST \$ 39,034

\$ AMOUNT IN PLAN \$ 34,424

REQUEST TITLE PATROL CAR 1426

DESCRIBE THIS REQUEST

This vehicle replacement request is for the 2023 ERP. The replacement will be an SUV

IF THIS REQUEST WILL GENERATE ADDITIONAL REVENUE, HOW MUCH? \$ 0

WHAT IS THE JUSTIFICATION FOR THIS REQUEST?

Ford has discontinued the production of police sedans and replaced it with a police package in its SUV Class, costing more than the original sedan replacement projections in the ERP

LIST THE INDIVIDUAL LINE ITEM ACCOUNTS IMPACTED BY THIS REQUEST.

<u>ACCOUNT #</u>	<u>ACCOUNT NAME</u>	<u>AMOUNT</u>
1500-21120-402120	Operational Small Items	\$ 4,600

Note: Division requests should be prioritized with 1 being highest priority project. Attach Personnel request form for added positions and put account totals above. Additional justification may be sent to finance, be sure to put request title on additional information. If added lines for account numbers are needed, use a second form and mark "continued" in Total Cost space on second sheet, filling in division, priority & title.

CITY OF BILLINGS
SUPPLEMENTAL BUDGET REQUEST DECISION PACKAGE

DIVISION POLICE DEPARTMENT PRIORITY 1 TOTAL COST \$ 39,034

\$ AMOUNT IN PLAN \$ 34,424

REQUEST TITLE PATROL CAR 1428

DESCRIBE THIS REQUEST

This vehicle replacement request is for the 2023 ERP. The replacement will be an SUV

IF THIS REQUEST WILL GENERATE ADDITIONAL REVENUE, HOW MUCH? \$ 0

WHAT IS THE JUSTIFICATION FOR THIS REQUEST?

Ford has discontinued the production of police sedans and replaced it with a police package in its SUV Class, costing more than the original sedan replacement projections in the ERP

LIST THE INDIVIDUAL LINE ITEM ACCOUNTS IMPACTED BY THIS REQUEST.

<u>ACCOUNT #</u>	<u>ACCOUNT NAME</u>	<u>AMOUNT</u>
1500-21120-402120	Operational Small Items	\$ 4,600

Note: Division requests should be prioritized with 1 being highest priority project.
Attach Personnel request form for added positions and put account totals above.
Additional justification may be sent to finance, be sure to put request title on additional information. If added lines for account numbers are needed, use a second form and mark "continued" in Total Cost space on second sheet, filling in division, priority & title.

**CITY OF BILLINGS
SUPPLEMENTAL BUDGET REQUEST DECISION PACKAGE**

DIVISION POLICE DEPARTMENT PRIORITY 1 TOTAL COST \$ 39,034

\$ AMOUNT IN PLAN \$ 34,424

REQUEST TITLE PATROL CAR 1435

DESCRIBE THIS REQUEST

This vehicle replacement request is for the 2023 ERP. The replacement will be an SUV

IF THIS REQUEST WILL GENERATE ADDITIONAL REVENUE, HOW MUCH? \$ 0

WHAT IS THE JUSTIFICATION FOR THIS REQUEST?

Ford has discontinued the production of police sedans and replaced it with a police package in its SUV Class, costing more than the original sedan replacement projections in the ERP

LIST THE INDIVIDUAL LINE ITEM ACCOUNTS IMPACTED BY THIS REQUEST.

<u>ACCOUNT #</u>	<u>ACCOUNT NAME</u>	<u>AMOUNT</u>
1500-21120-402120	Operational Small Items	\$ 4,600

Note: Division requests should be prioritized with 1 being highest priority project. Attach Personnel request form for added positions and put account totals above. Additional justification may be sent to finance, be sure to put request title on additional information. If added lines for account numbers are needed, use a second form and mark "continued" in Total Cost space on second sheet, filling in division, priority & title.

CITY OF BILLINGS
SUPPLEMENTAL BUDGET REQUEST DECISION PACKAGE

DIVISION POLICE DEPARTMENT PRIORITY 1 TOTAL COST \$ 39,034

\$ AMOUNT IN PLAN \$ 34,424

REQUEST TITLE PATROL CAR 1441

DESCRIBE THIS REQUEST

This vehicle replacement request is for the 2023 ERP. The replacement will be an SUV

IF THIS REQUEST WILL GENERATE ADDITIONAL REVENUE, HOW MUCH? \$ 0

WHAT IS THE JUSTIFICATION FOR THIS REQUEST?

Ford has discontinued the production of police sedans and replaced it with a police package in its SUV Class, costing more than the original sedan replacement projections in the ERP

LIST THE INDIVIDUAL LINE ITEM ACCOUNTS IMPACTED BY THIS REQUEST.

<u>ACCOUNT #</u>	<u>ACCOUNT NAME</u>	<u>AMOUNT</u>
1500-21120-402120	Operational Small Items	\$ 4,600

Note: Division requests should be prioritized with 1 being highest priority project.
Attach Personnel request form for added positions and put account totals above.
Additional justification may be sent to finance, be sure to put request title on additional information. If added lines for account numbers are needed, use a second form and mark "continued" in Total Cost space on second sheet, filling in division, priority & title.

**CITY OF BILLINGS
SUPPLEMENTAL BUDGET REQUEST DECISION PACKAGE**

DIVISION PW – D&C DEPARTMENT PRIORITY 1 TOTAL COST \$ 1,500-2,000

\$ AMOUNT IN PLAN _____

REQUEST TITLE Unit 7101 – Upgrade 2wd to 4 wd pickup

DESCRIBE THIS REQUEST

Upgrade Unit 7101 to a 4 wd pickup with service body

IF THIS REQUEST WILL GENERATE ADDITIONAL REVENUE, HOW MUCH? \$ _____

WHAT IS THE JUSTIFICATION FOR THIS REQUEST?

Vehicle is utilized for call-out in all weather. Difficult to access or drive in winter due to snow and ice conditions.

LIST THE INDIVIDUAL LINE ITEM ACCOUNTS IMPACTED BY THIS REQUEST.

<u>ACCOUNT #</u>	<u>ACCOUNT NAME</u>	<u>AMOUNT</u>
5020-75000-409440	Transportation	60%
5120-85000-409440	Transportation	40%

Note: Division requests should be prioritized with 1 being highest priority project.
Attach Personnel request form for added positions and put account totals above.
Additional justification may be sent to finance, be sure to put request title on additional information. If added lines for account numbers are needed, use a second form and mark "continued" in Total Cost space on second sheet, filling in division, priority & title.

CITY OF BILLINGS
SUPPLEMENTAL BUDGET REQUEST DECISION PACKAGE

DIVISION PW – D&C DEPARTMENT PRIORITY 1 TOTAL COST \$??? 700
\$ AMOUNT IN PLAN \$??? 39,365

REQUEST TITLE Unit 7109 – Move vehicle from 2025 to 2023

DESCRIBE THIS REQUEST

Replace Unit 7109 in 2023 due to mileage meeting/exceeding ERP guidelines (+100,000 miles).

IF THIS REQUEST WILL GENERATE ADDITIONAL REVENUE, HOW MUCH? \$???

WHAT IS THE JUSTIFICATION FOR THIS REQUEST?

Unit 7109 will meet/exceed ERP replacement guidelines (+100,000 miles).

LIST THE INDIVIDUAL LINE ITEM ACCOUNTS IMPACTED BY THIS REQUEST.

<u>ACCOUNT #</u>	<u>ACCOUNT NAME</u>	<u>AMOUNT</u>
5020-75000-409440	Transportation	60%
5120-85000-409440	Transportation	40%

Note: Division requests should be prioritized with 1 being highest priority project.
Attach Personnel request form for added positions and put account totals above.
Additional justification may be sent to finance, be sure to put request title on additional information. If added lines for account numbers are needed, use a second form and mark "continued" in Total Cost space on second sheet, filling in division, priority & title.

**CITY OF BILLINGS
SUPPLEMENTAL BUDGET REQUEST DECISION PACKAGE**

DIVISION PW – Distrib. & Coll. DEPARTMENT PRIORITY 1 TOTAL COST \$ 6,000

\$ AMOUNT IN PLAN \$ 24,800

REQUEST TITLE Unit 7405 – Upgrade Colorado pickup x-cab to full-size, 1/2 ton, 4 door, 4x4 pickup

DESCRIBE THIS REQUEST

Upgrade mid-sized 2 wd x-cab pickup to full-sized, 4 wd, 4 dr, 1/2ton pickup

IF THIS REQUEST WILL GENERATE ADDITIONAL REVENUE, HOW MUCH? \$ _____

WHAT IS THE JUSTIFICATION FOR THIS REQUEST?

Unit is utilized to perform one-call underground utility locate requests. Increase in requests year round and locating equipment necessitates travel in inclimate weather conditions.

LIST THE INDIVIDUAL LINE ITEM ACCOUNTS IMPACTED BY THIS REQUEST.

<u>ACCOUNT #</u>	<u>ACCOUNT NAME</u>	<u>AMOUNT</u>
5020-75000-409440	Transportation	60%
5120-85000-409440	Transportation	40%

Note: Division requests should be prioritized with 1 being highest priority project.
Attach Personnel request form for added positions and put account totals above.
Additional justification may be sent to finance, be sure to put request title on additional information. If added lines for account numbers are needed, use a second form and mark "continued" in Total Cost space on second sheet, filling in division, priority & title.

CITY OF BILLINGS
SUPPLEMENTAL BUDGET REQUEST DECISION PACKAGE

DIVISION Water Quality Division DEPARTMENT PRIORITY 1 TOTAL COST \$ 50,000

\$ AMOUNT IN PLAN \$ 3,641.00

REQUEST TITLE Replace Vehicle 7350 with a ¾ Ton 4WD Extended Cab with Service Body

DESCRIBE THIS REQUEST

Request replacement of vehicle 7350 (Extended Cab 2WD ½ Ton Pickup) with a 4WD Extended Cab ¾ Ton Pickup with Service Body with lift gate and small jib crane.

IF THIS REQUEST WILL GENERATE ADDITIONAL REVENUE, HOW MUCH? \$ N/A

WHAT IS THE JUSTIFICATION FOR THIS REQUEST?

Tools, parts and equipment required by plant maintenance electricians have outgrown the old ½ ton pickups. Utility boxes cannot be mounted on ½ ton frames. Some sensitive test equipment must be kept out of the elements inside the cab. The extended cab provides some space for this equipment. 4WD is necessary to access our remote sites 24 hours a day regardless of inclement weather.

LIST THE INDIVIDUAL LINE ITEM ACCOUNTS IMPACTED BY THIS REQUEST.

<u>ACCOUNT #</u>	<u>ACCOUNT NAME</u>	<u>AMOUNT</u>
5030-74910-409440	Water – Trans. Equip.	\$23,179.50
5130-84910-409440	Wastewater – Trans. Equip	\$23,179.50

Note: Division requests should be prioritized with 1 being highest priority project.
Attach Personnel request form for added positions and put account totals above.
Additional justification may be sent to finance, be sure to put request title on additional information. If added lines for account numbers are needed, use a second form and mark “continued” in Total Cost space on second sheet, filling in division, priority & title.

CITY OF BILLINGS
SUPPLEMENTAL BUDGET REQUEST DECISION PACKAGE

DIVISION Water Quality Division DEPARTMENT PRIORITY _____ TOTAL COST \$ 42,000.00

\$ AMOUNT IN PLAN \$ 0

REQUEST TITLE Replace Vehicle 7850 with a ¾ Ton 4WD Extended Cab with Service Body

DESCRIBE THIS REQUEST

Request replacement of vehicle 7850 (Extended Cab 2WD ½ Ton Pickup) with a 4WD Extended Cab ¾ Ton Pickup with Service Body.

IF THIS REQUEST WILL GENERATE ADDITIONAL REVENUE, HOW MUCH? \$ N/A

WHAT IS THE JUSTIFICATION FOR THIS REQUEST?

Tools, parts and equipment required by plant maintenance electricians have outgrown the old ½ ton pickups. Utility boxes cannot be mounted on ½ ton frames. Some sensitive test equipment must be kept out of the elements inside the cab. The extended cab provides some space for this equipment. 4WD is necessary to access our remote sites 24 hours a day regardless of inclement weather.

LIST THE INDIVIDUAL LINE ITEM ACCOUNTS IMPACTED BY THIS REQUEST.

<u>ACCOUNT #</u>	<u>ACCOUNT NAME</u>	<u>AMOUNT</u>
<u>5030-74910-409440</u>	<u>Water – Trans. Equip.</u>	<u>\$21,000.00</u>
<u>5130-84910-409440</u>	<u>Wastewater – Trans. Equip</u>	<u>\$21,000.00</u>

Note: Division requests should be prioritized with 1 being highest priority project.
Attach Personnel request form for added positions and put account totals above.
Additional justification may be sent to finance, be sure to put request title on additional information. If added lines for account numbers are needed, use a second form and mark "continued" in Total Cost space on second sheet, filling in division, priority & title.

CITY OF BILLINGS
SUPPLEMENTAL BUDGET REQUEST DECISION PACKAGE

DIVISION Solid Waste DEPARTMENT PRIORITY 1 TOTAL COST \$ 1,500,000

\$ AMOUNT IN PLAN \$ _____

REQUEST TITLE Replace 261 – Landfill Compactor

DESCRIBE THIS REQUEST

261 is a 2019 Caterpillar Compactor. Industry standard for compactor replacement is 3 years, or 10,000 hours. The compactor is the heart and soul of the landfill operation and runs 6 days per week, 10 hours per day in the harshest environment possible.

IF THIS REQUEST WILL GENERATE ADDITIONAL REVENUE, HOW MUCH? \$ N/A

WHAT IS THE JUSTIFICATION FOR THIS REQUEST?

Industry standard is that heavy landfill equipment is rotated every 3 years. After 3 years, the compactor starts to cost the city more money in repair and downtime. More downtime means less time compacting garbage, which could lead to less compaction and wasted airspace.

LIST THE INDIVIDUAL LINE ITEM ACCOUNTS IMPACTED BY THIS REQUEST.

<u>ACCOUNT #</u>	<u>ACCOUNT NAME</u>	<u>AMOUNT</u>

Note: Division requests should be prioritized with 1 being highest priority project.
Attach Personnel request form for added positions and put account totals above.
Additional justification may be sent to finance, be sure to put request title on additional information. If added lines for account numbers are needed, use a second form and mark "continued" in Total Cost space on second sheet, filling in division, priority & title.

**CITY OF BILLINGS
SUPPLEMENTAL BUDGET REQUEST DECISION PACKAGE**

DIVISION STREET/TRAFFIC DEPARTMENT PRIORITY 1 TOTAL COST \$ 40,000

\$ AMOUNT IN PLAN \$ 34,457

REQUEST TITLE 1110 ELECTRIC VEHICLE UPGRADE

DESCRIBE THIS REQUEST

THIS REQUEST IS INCORPORATE THE USE OF ALTERNATIVE FUEL VEHICLES IN THE STREET/TRAFFIC FLEET.

IF THIS REQUEST WILL GENERATE ADDITIONAL REVENUE, HOW MUCH? \$ _____

WHAT IS THE JUSTIFICATION FOR THIS REQUEST?

THE EXPENSE OF THIS VEHICLE IS UP FRONT BUT WILL HOPEFULLY SAVE IN FUEL IN THE LONG TERM

1102'S FUEL COST WAS \$32,000 AND ROUGHLY \$7,000 IN OIL CHANGES

1110 IS USED FOR LOCATING AND AVERAGES ABOUT 23,000 MILES A YEAR AND WOULD BENEFIT THE MOST FROM THE EFFICIENCY OF BATTERY POWER.

LIST THE INDIVIDUAL LINE ITEM ACCOUNTS IMPACTED BY THIS REQUEST.

<u>ACCOUNT #</u>	<u>ACCOUNT NAME</u>	<u>AMOUNT</u>
<u>2110-31320-409420</u>	<u>TRANSPORTATION EQUIPMENT</u>	<u>\$5,543</u>

Note: Division requests should be prioritized with 1 being highest priority project.
Attach Personnel request form for added positions and put account totals above.
Additional justification may be sent to finance, be sure to put request title on additional information. If added lines for account numbers are needed, use a second form and mark "continued" in Total Cost space on second sheet, filling in division, priority & title.

CITY OF BILLINGS
SUPPLEMENTAL BUDGET REQUEST DECISION PACKAGE

DIVISION - STREET/TRAFFIC DEPARTMENT PRIORITY 2 TOTAL COST \$ 55,000

\$ AMOUNT IN PLAN \$ 33,965 *J*

REQUEST TITLE 1305 AIR COMPRESSOR UPGRADE

DESCRIBE THIS REQUEST

THE CURRENT MODEL COMPRESSOR IS UNDERSIZED FOR THE SIZE OF IRRIGATION MAINS WE BLOW OUT. 1305 IS A 185 CFM COMPRESSOR AND HAS TO RUN AT MAX AND STILL DOESN'T HAVE THE FLOW TO BLOW OUT THE LINES QUICKLY. OUR NEWEST COMPRESSOR 1388 IS A 375 CFM COMPRESSOR AND IS LARGE ENOUGH TO BLOW OUT THE 2" MAIN LINES. OUR IRRIGATION SYSTEMS FRONT BUSY ROADS AND ARE A MILE LONG AND REQUIRE THE GREATER CFM.

IF THIS REQUEST WILL GENERATE ADDITIONAL REVENUE, HOW MUCH? \$ _____

WHAT IS THE JUSTIFICATION FOR THIS REQUEST?

WITH THE UPGRADED COMPRESSOR WE WILL HAVE 2 MACHINES THAT CAN BLOW OUT THE LARGER MAINS WHILE THE SMALLER COMPRESSOR CAN DO THE ISLANDS AND SMALLER AREAS ALLOWING US TO HAVE 3 CREWS OUT SO WE CAN FINISH BLOWOUTS QUICKER.

LIST THE INDIVIDUAL LINE ITEM ACCOUNTS IMPACTED BY THIS REQUEST.

<u>ACCOUNT #</u>	<u>ACCOUNT NAME</u>	<u>AMOUNT</u>
<u>2110-31320-409420</u>	<u>TRANSPORTATION EQUIPMENT</u>	<u>\$21,035</u>

Note: Division requests should be prioritized with 1 being highest priority project.
Attach Personnel request form for added positions and put account totals above.
Additional justification may be sent to finance, be sure to put request title on additional information. If added lines for account numbers are needed, use a second form and mark "continued" in Total Cost space on second sheet, filling in division, priority & title.