

downtown *Billings*

Business Improvement District (BID)



FY2023 Work Plan & Budget

Strategic Priorities



1 Promote Public Safety

**2 Market Downtown
Billings as the Best Place
to Live, Work, and Play**

**3 Facilitate Thoughtful
Downtown Development**

Business Improvement District





- Sidewalk Sweeping
- Sidewalk Power Washing
- Snow Removal
- Trash Bag Replacement
- Graffiti Removal

CLEAN



- 45,000+ lbs of Sidewalk Litter Swept
- 2,373 Bags of Trash
- 200+ Graffiti Tags Removed
- 252 Miles of Sidewalk Snow Removed
- Two new(ish) pieces of equipment



CLEAN



- 185 Flower Baskets
- 7+ miles of watering
- 150 gallons of water

CLEAN



Completion of the Portland Loo Early Summer 2022 CDBG Funding



Partnership Between:

- City of Billings Community Development
- Downtown Billings Partnership

CLEAN & SAFE



Crime Prevention Through Environmental Design (CPTED)

- 15 Evaluations Completed
- 650+ Pages of Reports
- 5 Evaluations in Process
- 15+ Evaluations scheduled
- Six TIF Grants awarded
 - Over \$17K in TIF Grants
 - Over \$32K in private improvements completed



Yellowstone Art Museum
BEFORE



AFTER

SAFE



Officer Sean Weston

- THREE Full-Time Billings Police Officers
- 5,000+ calls annually
- Publication of Annual Community Impact Statement
- 46+ Individuals through M.A.A.P.
- 66+ Individuals working with Homeless Outreach Team



Officer Mike Freeman

SAFE



ROC Kody Christensen

- Resource Outreach Coordinator (ROC)
- Successful Continuation of M.A.A.P.
- Development of Homeless Outreach Team (H.O.T.)
- Partnerships with:
 - Substance Abuse Connect
 - Continuum of Care
 - Low Barrier Shelter
 - Rimrock
 - Community Crisis Center
 - Healthcare for the Homeless



- **Completion of the Light Bike Trail**
 - 11 installations
 - #lightbiketrail
- **Facilitation of Alley Murals**
- **Traffic Signal Box Artist Wraps**
- **Large Scale Sculpture Installation**
- **Alley Activation**



Public Art Program



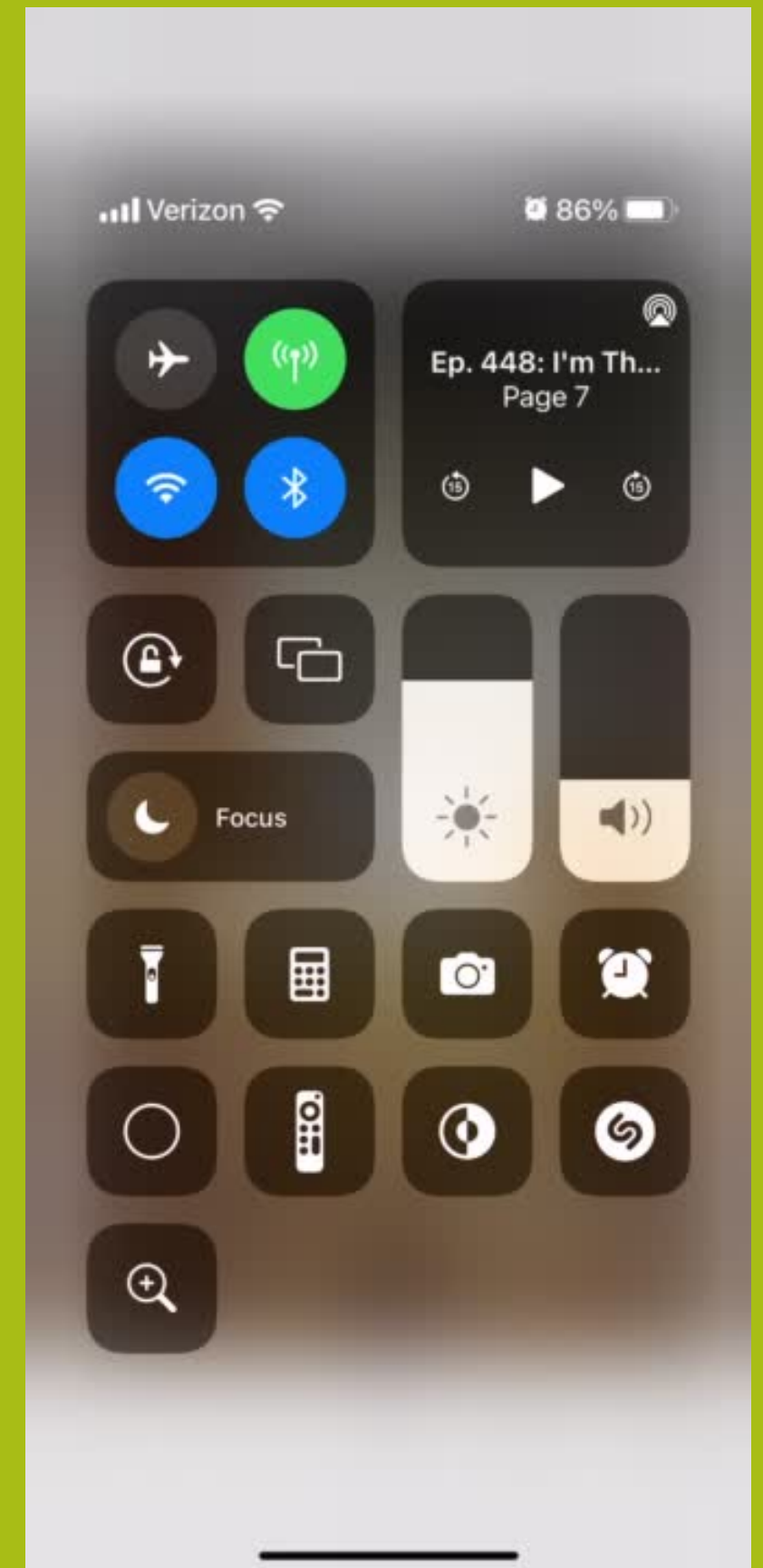
- Parades
- Alive After 5
- Strawberry Festival
- Chalk on the Walk
- Downtown Summer Sounds
- Harvest Festival
- Holiday Stroll
- First Fridays
- Mini-Golf Tournament



18.6K Likes



7,869 Followers



www.downtownbillings.com

Community Engagement & Events

Business Improvement District FY23 Budget

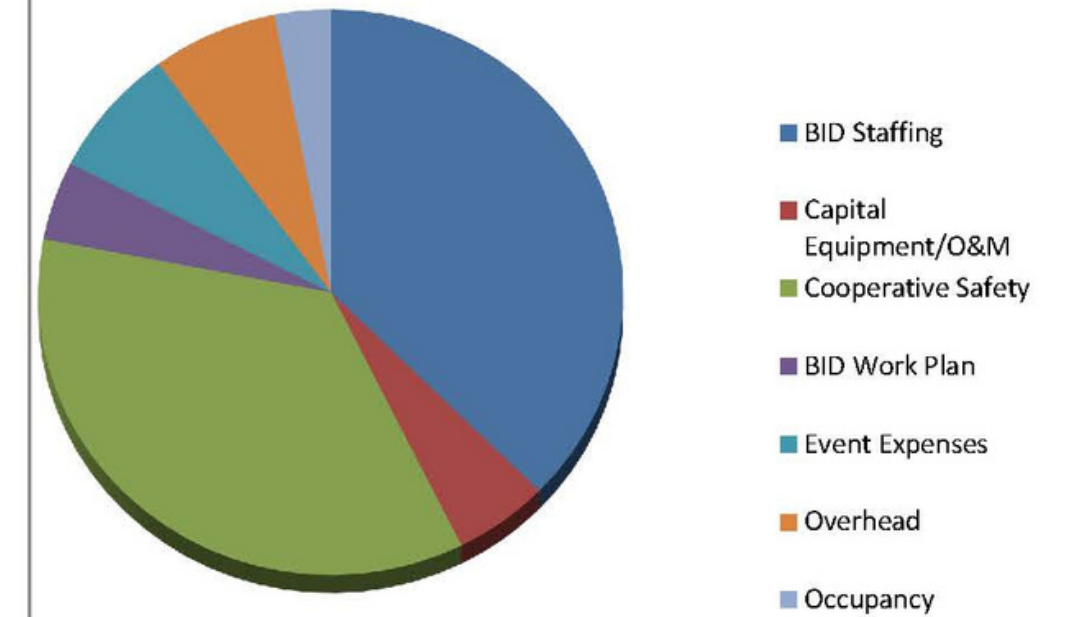
			Final Budget	Final Budget	Final Budget
			FY2020	FY2022	FY2023
Revenue					
Property Assessments	as per assmt formula		\$436,385.46	\$440,096.94	\$523,128.00
DBP Allocation to Cooperative Safety		annual	\$36,200.00	\$36,200.00	\$56,250.00
Event Income		variable		\$61,500.00	\$106,025.00
Public Art Income				\$15,000.00	\$10,000.00
	Delinquent Assmts (3%)		-\$13,091.56	-\$13,202.91	-\$15,693.84
Green Meters/Contract Labor					\$40,000.00
	Total Revenue		\$459,493.90	\$539,594.03	\$719,709.16
Expenses					
BID Staffing			\$196,223.90	\$170,401.00	\$247,233.00
Capital Equipment/O&M			\$5,000.00	\$32,000.00	\$34,900.00
Cooperative Safety			\$147,740.00	\$147,740.00	\$234,000.00
BID Work Plan			\$60,285.00	\$70,750.00	\$29,850.00
Event Expenses				\$30,300.00	\$49,196.00
Overhead			\$31,750.00	\$42,089.00	\$45,907.00
Occupancy			\$19,245.00	\$28,929.00	\$20,529.00
	Total Expense		\$460,243.90	\$522,209.00	\$661,615.00

Downtown Billings Business Improvement District Assessment Formula FY23

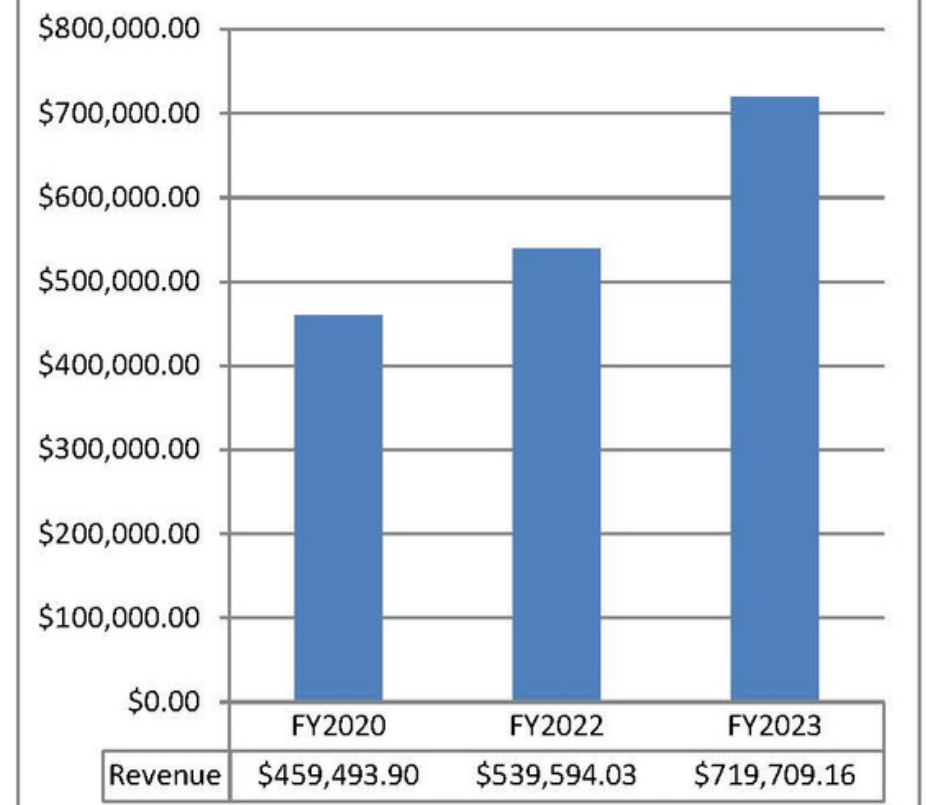
Lot Square Footage	\$	0.055000
Admin cost per parcel	\$	50.00
All Taxable Value	\$	0.000380
All Building sq. ft.	\$	0.028000
Safe Zone 3		3%
Safe Zone 2		11.5%
Safe Zone 1		21%
Clean Zone		100%

FY23 Reserves	\$58,094.16
----------------------	--------------------

Business Improvement District FY23 Expenses



Business Improvement District FY 23 Revenues





downtown

Billings



QUESTIONS?