

# INFORMATION TECHNOLOGY FY23 BUDGET



**Bringing People and Technology Together to  
Meet the Needs of the Organization**

# Information Technology

## FY2022 Network/Security Highlights

- Stillwater Building: Fiber/Network Planning
- Airport Fiber Connection
- Implemented Immutable Cloud Storage
- Developed Incident Response Plan
- Enhanced Security Monitoring/Reporting
  
- Internal Phishing Campaigns
  - Supports Cyber Security Training
  - Enhances Staff Awareness



# Information Technology

## FY2022 Software/GIS Highlights

- New Software:
  - On-Line Employment Application
  - Project/Facilities Management
  - Access Control
  - Legal – Case Management
  - Shield Force/Crew Force Enhanced Mobile for Public Safety
- Implement ArcGIS Portal
- QL1 LiDAR Grant
- Esri SAG Award
- Document Imaging
  - Updated Software App
  - Departmental Planning



# Information Technology Looking Forward

- Enterprise Software RFP & Implementation
  - Community Development
  - Utility Billing
- Password Management
- New Wi-Fi Solution (Phase 1)
- Stillwater Building: Planning for Technology
- Multi-Factor Authentication for O365
- GIS
  - Expanded use of Enterprise GIS
  - Expanded use of Cityworks (e.g., Parks & MET Transit)
  - New operations dashboards for PW
  - Acquisition of QL1 LiDAR
- Cemetery Mgmt Software
- Fleet Software



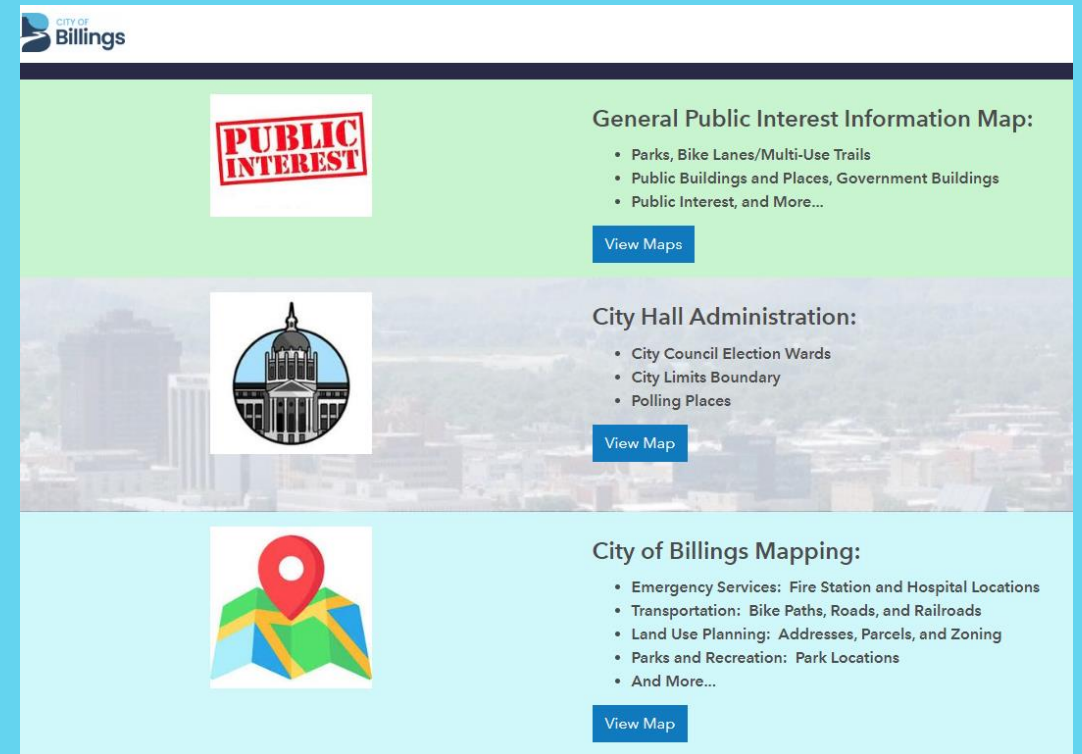
# GIS WEB PRESENCE:

- ▶ 169,748 Overall Mapping Visits
- ▶ 142,348 External Visits
- ▶ 27,400 Internal Visits

## AVAILABLE GIS ON-LINE MAPS:

- ▶ Covid Response Hub
- ▶ Election Districts
- ▶ Public Interests
- ▶ Billings Public Works
- ▶ City Zoning
- ▶ Permits & Code Violations
- ▶ Road Closures
- ▶ Street Sweeping
- ▶ Snow Plowing Routes & Status
- ▶ Solid Waste Routes

**For Additional Maps: Visit Our City Website or Go To: [billingsmt.gov/Maps](https://billingsmt.gov/Maps)**




# EXPENSES OVERVIEW

• Personal Services	62 %	\$ 2,175,659
• O & M	34 %	\$ 1,203,115
• Capital	4 %	<u>\$ 127,500</u>
▶ <b>Total Expenses:</b>		<b>\$ 3,506,274</b>



# CENTRAL TELEPHONE SERVICES FY23 BUDGET



# EXPENDITURES OVERVIEW

• Personal Services	\$ 167,370
• O & M	\$ 277,776
• Capital	<u>\$ 20,000</u>
▶ <b>Total Expenses:</b>	<b>\$ 465,146</b>



# IT CHALLENGES



- Cyber Security
- Staffing
  - # of People & Skill Sets
  - Security Needs Impact Application Support
  - Succession Planning

# CYBER SECURITY: HARDENING OUR SHIELD



**Cyber Security Training**

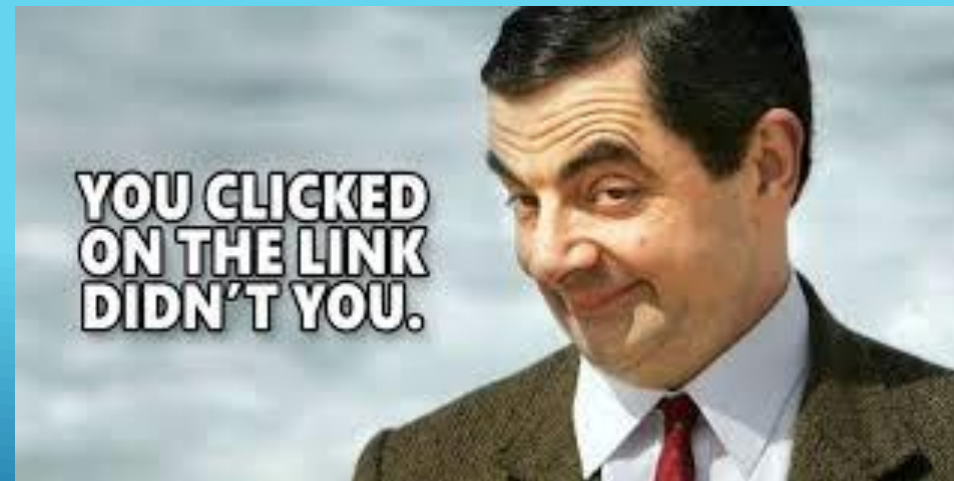


**Enhanced Network  
Visibility**

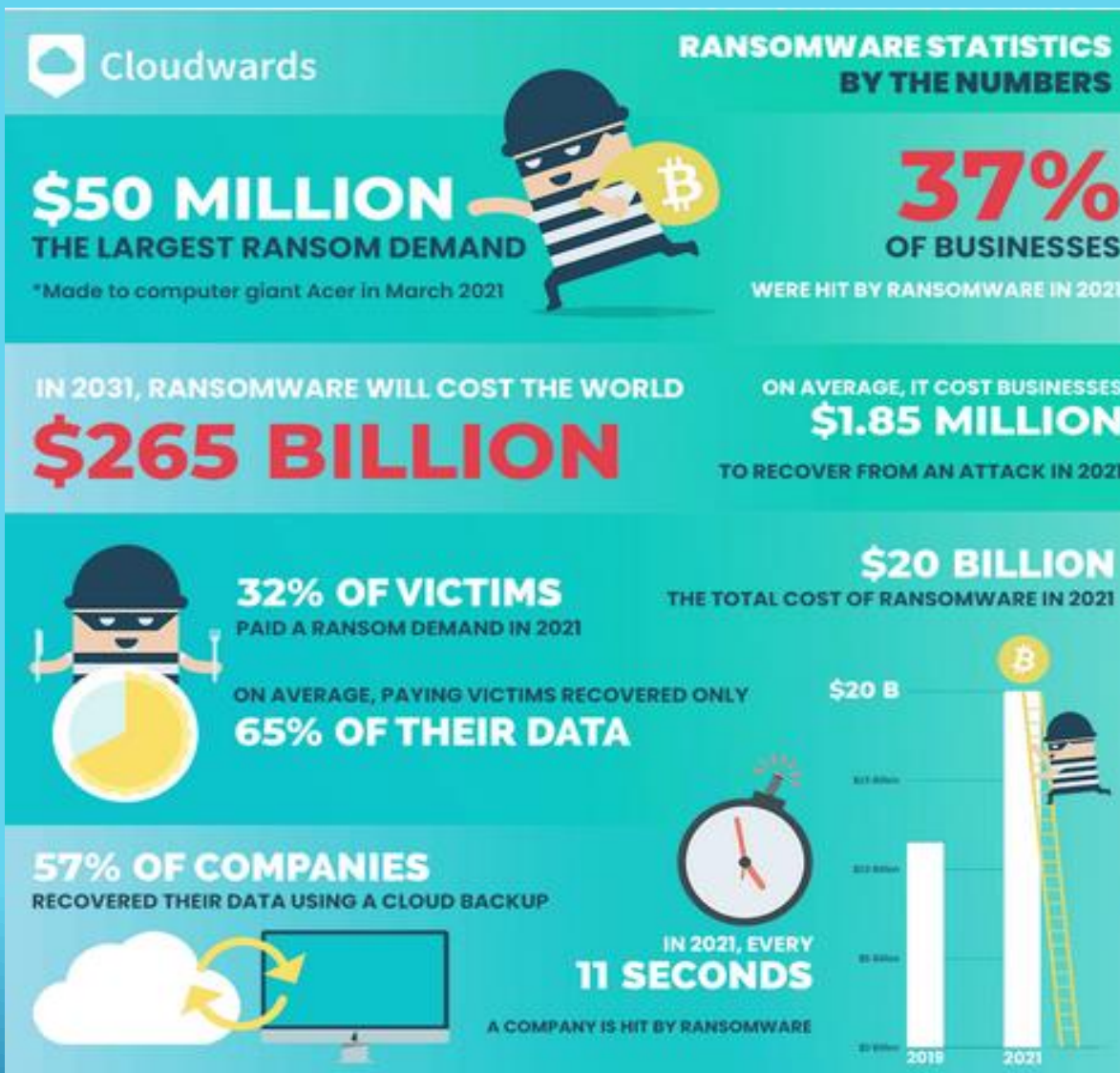
# E-MAIL: 90% OF INTRUSIONS INITIATE VIA E-MAIL



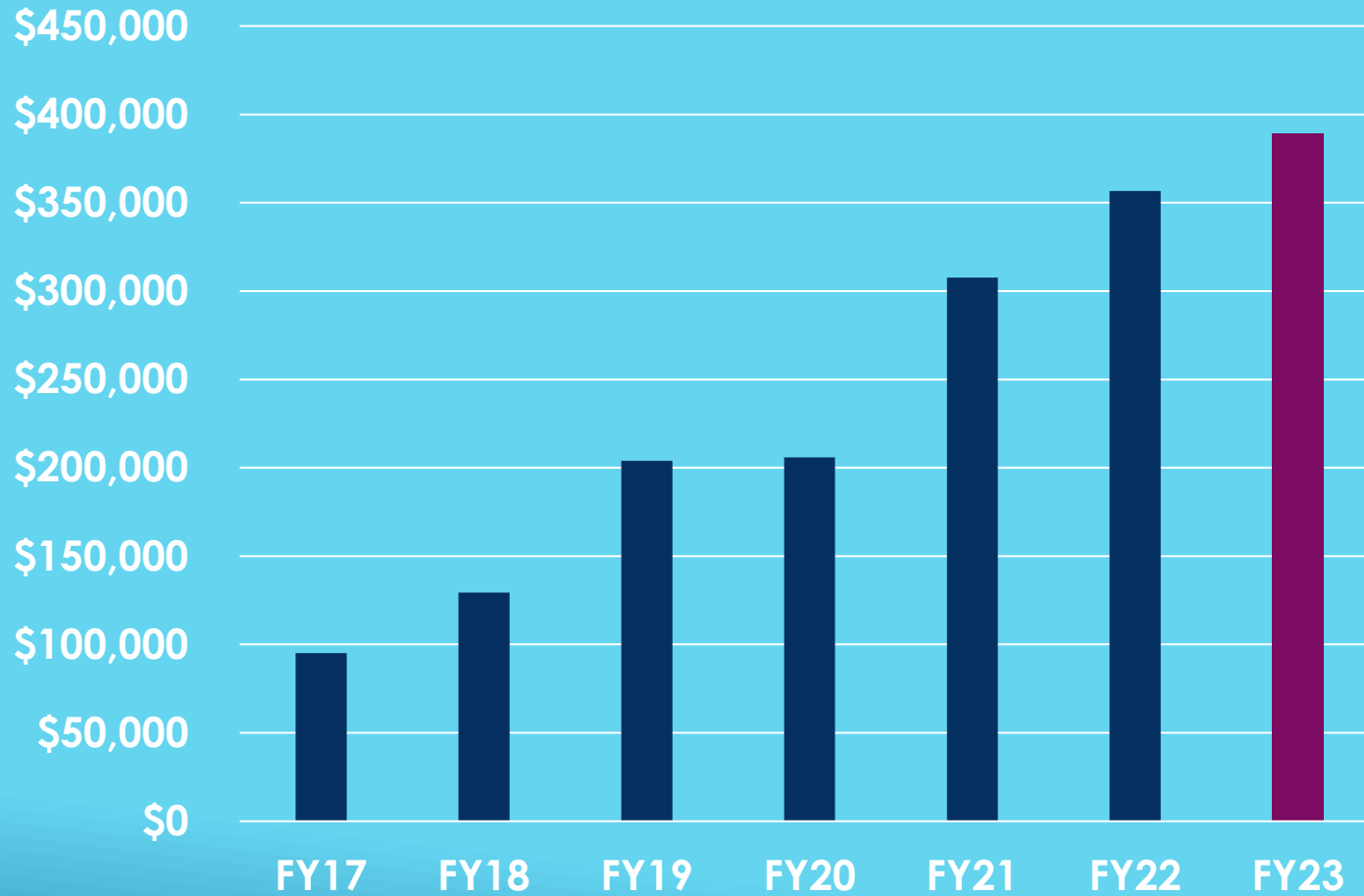
You've  
**Got**  
Mail



# RANSOMWARE:



# CYBER SECURITY - EXPENSES



% of Total Expenses: 3.95% 5.15% 8.08% 7.88% 11.39% 12.03% 11.27%

# INFORMATION TECHNOLOGY FY23 BUDGET

▶ **Questions?**

Decorative white lines consisting of several parallel diagonal strokes in the bottom right corner of the slide.