

BILLINGS POLICE DEPARTMENT

City Council presentation July 5, 2022

Chief Rich St. John

A series of several parallel white lines of varying thicknesses, slanted diagonally from the bottom left towards the top right, set against a blue gradient background.

BILLINGS PD IS HIRING

**TEXT “JOINBPD” to
(406) 905-0833**

to apply OR text/chat with a
recruiter.



- ▶ Added sergeant positions to the Investigations Division and to supervise STEP team and School Resource Officers
- ▶ Added a Domestic Violence Investigator position
- ▶ Hiring evidence and identification technicians
- ▶ Shifted patrol staffing for more officers during peak call hours
- ▶ Increased recruitment with social media presence and handouts

CENTER FOR PUBLIC SAFETY MANAGEMENT RECOMMENDATIONS

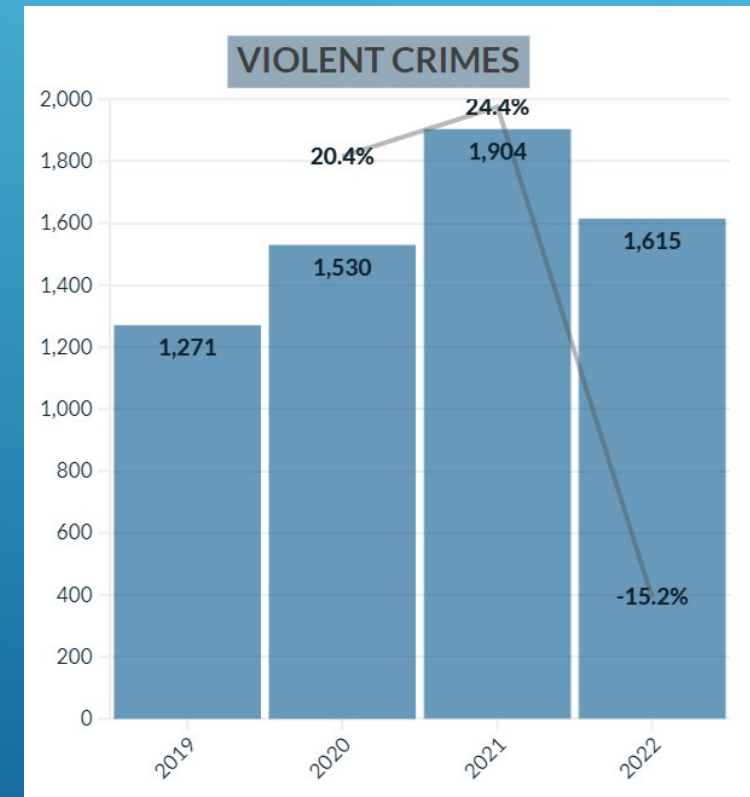
- ▶ Sworn personnel is staffed at 158 of 167 authorized
 - ▶ Retirements and resignations are being filled with POST-certified and newly minted officers, MLEA slots reserved
- ▶ Additional Downtown Business Alliance position interviews July 11
- ▶ Civilian hiring in the Fall: Civilian Service Officers and clerical

**INCREASING STAFFING THROUGH THE
PUBLIC SAFETY MILL LEVY**



- ▶ Reduce violent crime
 - ▶ 15.2% decrease first half calendar year 2022 vs 2021 (Jan 1 – Jun 27)
- ▶ Strengthen traffic enforcement
 - ▶ Data-driven & citizen requested enforcement in problem areas directed by new STEP sergeant; STEP team bolstered by removing K9
- ▶ Address downtown safety concerns
 - ▶ Increased officer presence
 - ▶ Reenergized the Motivated Addiction Alternative Program (MAAP) with a Yellowstone County agreement to provide space at the jail for people who have quality of life warrants; recovery successes strengthened by peer-to-peer support at the jail and downtown
 - ▶ Increased enforcement of aggressive solicitation, specifically around 6th Avenue North and North 27th Street
- ▶ Partner to assist delivering mental health care

STRATEGIC OBJECTIVES



- ▶ Day shift patrol – Implemented in-service training during daily briefing meetings resulting in 10 hours of training provided in 10 to 20 minute bursts; topics vary and include Response to Resistance case law review, Mental Medicine for law enforcement and response to active shooter
- ▶ Noon shift patrol – When 12 or more officers are on duty, several are assigned to violent crime, traffic and downtown details resulting in additional arrests, traffic citations and warnings
- ▶ Night shift patrol – Increased presence at problem businesses and park areas resulting in fewer disturbances and increased traffic enforcement
- ▶ Crime Prevention Center – working with businesses that have high-volume calls for service (CFS) to implement on-line reporting for shoplifting cases with unknown suspects
 - ▶ 17% reduction in CFS at Heights Walmart and 28% at West End Walmart; CPSM listed these businesses as the largest commercial draw on BPD resources

DIVISION UPDATES

- ▶ Investigations – Detectives have been assigned 253 cases; they have cleared 131 cases, 38 by arrest or warrant request, for a 51% clearance rate
 - ▶ Responded to 28 call outs including 7 homicides (one double homicide and three Officer Involved Shootings)
 - ▶ Investigated 140 Department of Public Health and Human Services reports
 - ▶ Downloaded 52 cell phones
- ▶ Street Crimes Unit – Started 177 cases; made 52 case-work arrests; served 200 warrants; recovered 46 vehicles; seized 43 firearms; seized 1,355 fentanyl pills and more than \$31,000 in cash.

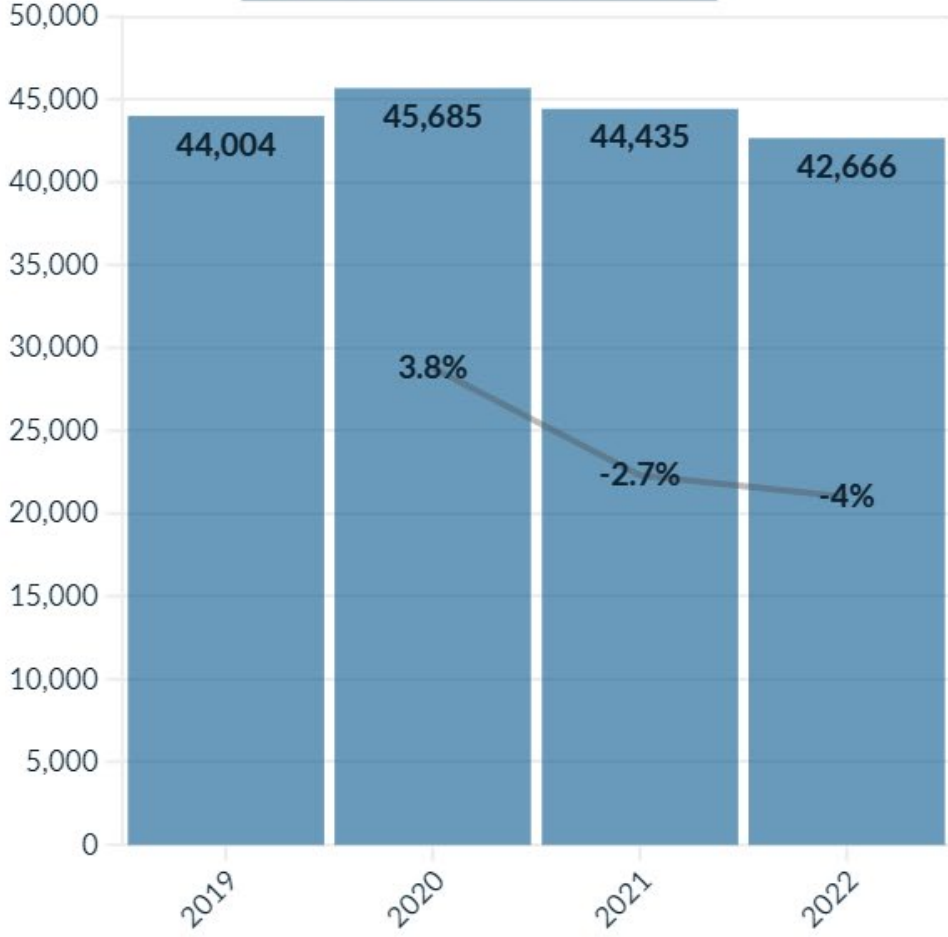
DIVISION UPDATES CONTINUED

- ▶ The following statistics reflect the time period of January 1 – June 27 for each of four years: 2019, 2020, 2021 and 2022.
- ▶ Some highlights:
 - ▶ After an increase of 24.4% from 2020-2021, violent crime is down 15.2% for 2021-2022.
 - ▶ Property crimes are down 10.7% for 2021-2022 after two years of increases.
 - ▶ Total callouts for the police department have decreased 4% from 2021-2022, while cases have decreased 10.6%.
 - ▶ Traffic enforcement has increased with 3.8% more cites and warnings being issued from 2021-2022.

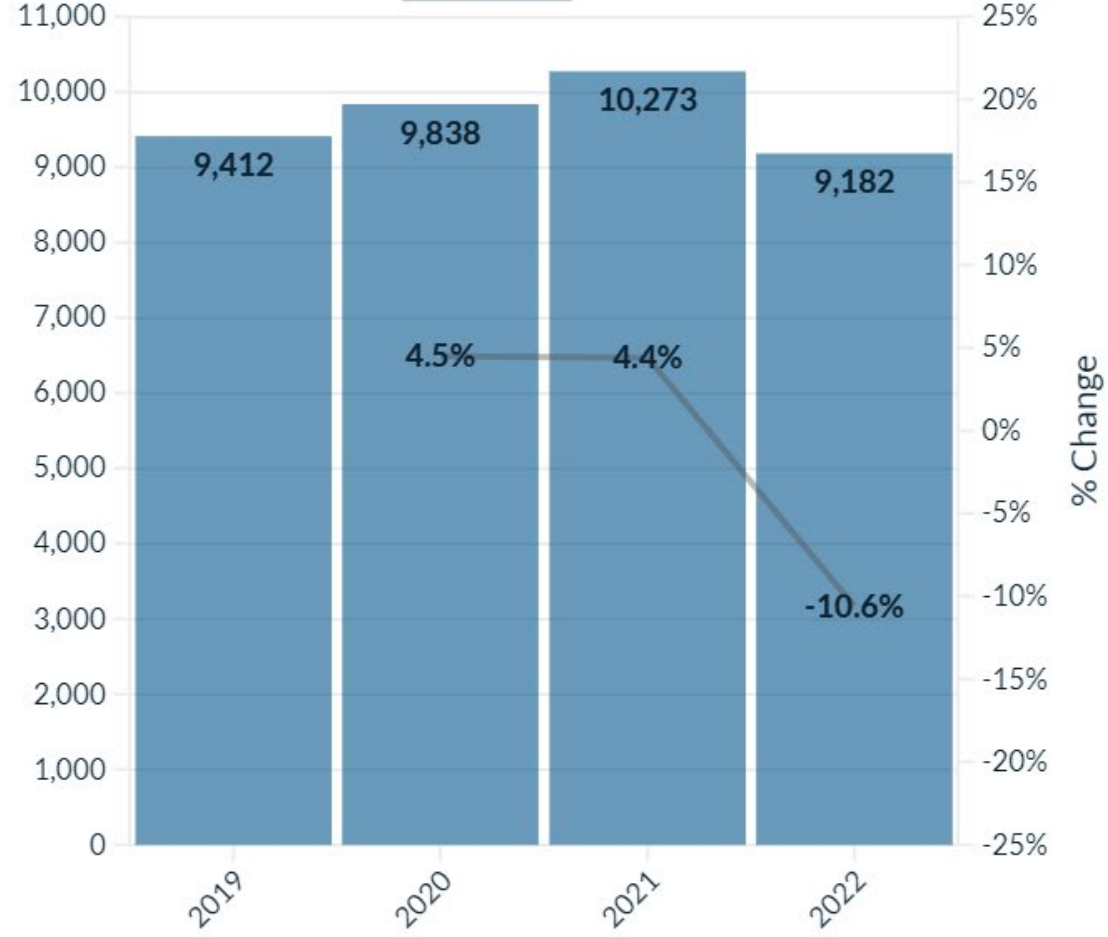
THE NUMBERS

■ % Change from Prior Year ■ Count

CALLS FOR SERVICE



CASES

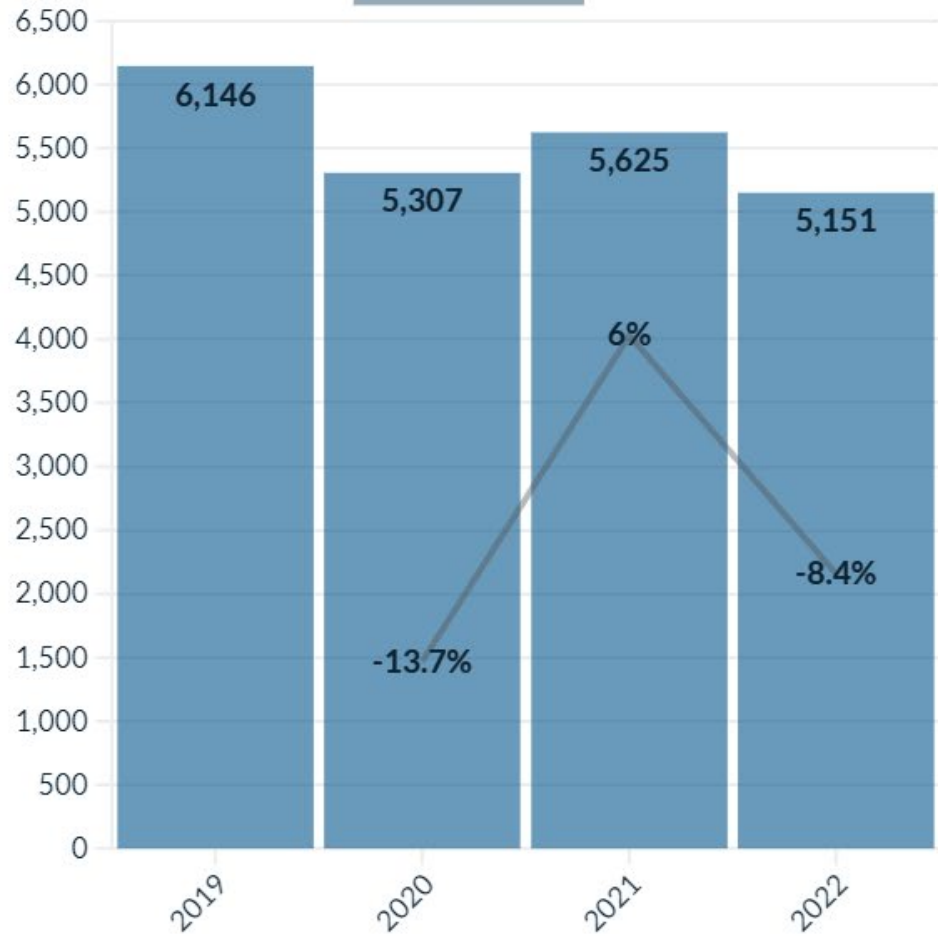


CALLS FOR SERVICE/CASES

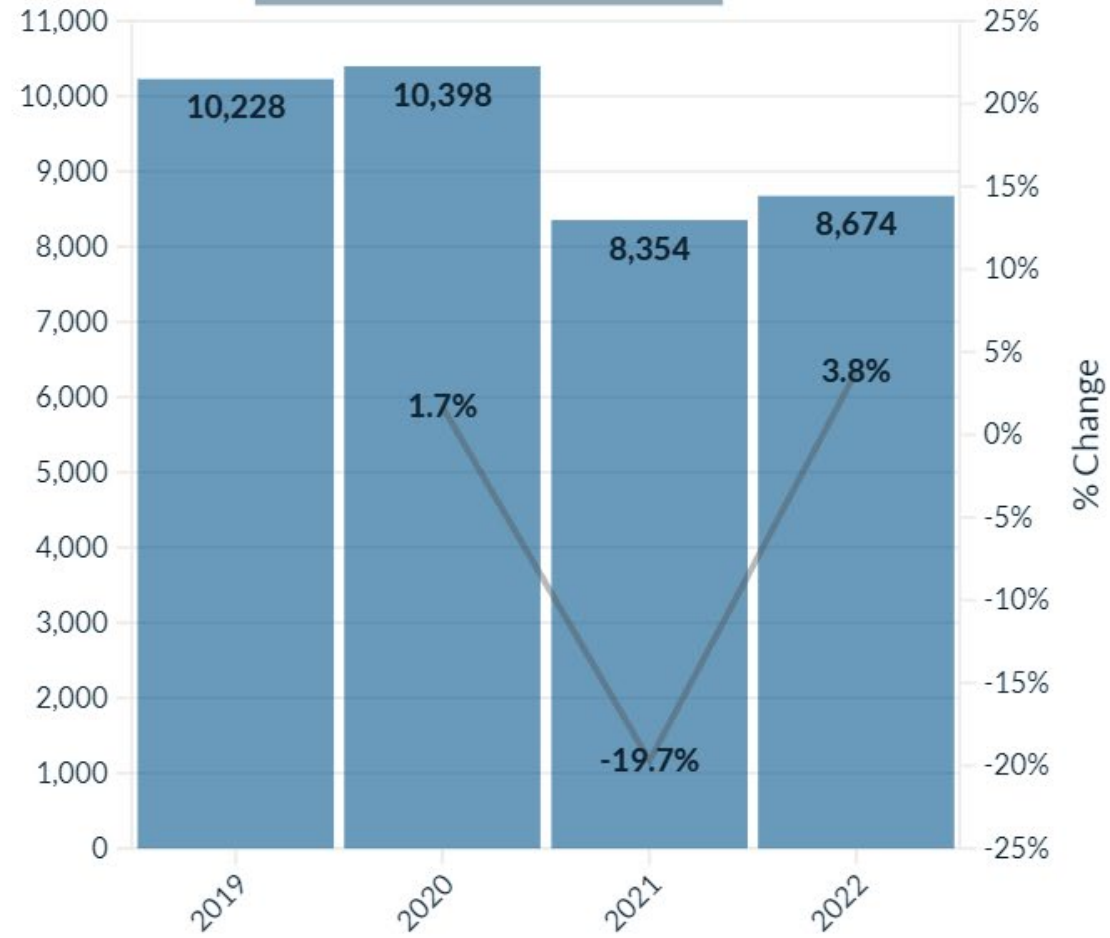


- ▶ Calls for Service are down 4% YTD 2021-2022
- ▶ Cases are down 10.6% YTD 2021-2022

ARRESTS



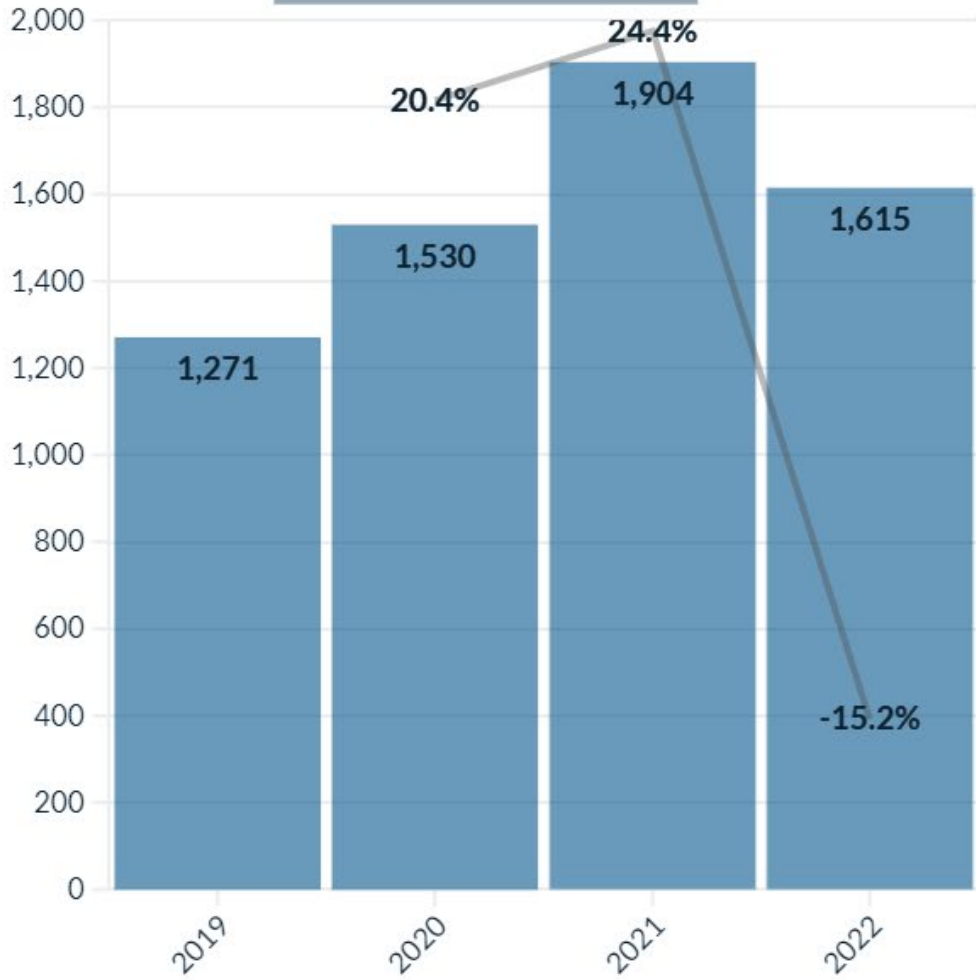
CITES & WARNINGS



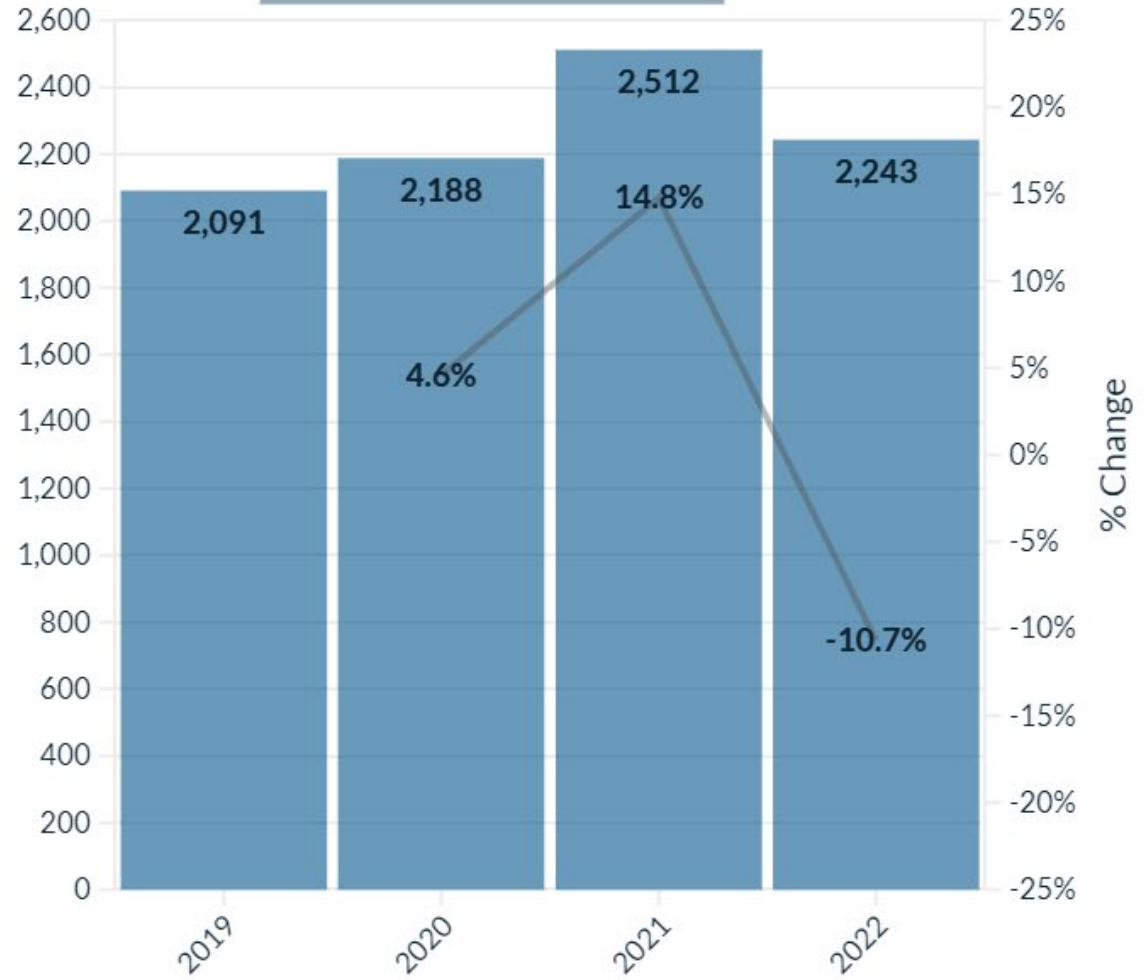
ARRESTS/CITES

- ▶ Arrests are down 8.4% YTD 2021-2022
- ▶ Cites/Warnings are up 3.8% YTD 2021-2022

VIOLENT CRIMES



PROPERTY CRIMES



VIOLENT/PROPERTY CRIMES

- ▶ After 2 years of increasing violent crime, it is down 15.2% YTD 2021-2022
- ▶ Property crimes are down 10.7% YTD 2021-2022 after 2 years of increases