



LICENSE AND SERVICES AGREEMENT

This License and Services Agreement is made between Tyler Technologies, Inc. and Client.

WHEREAS, Client selected Tyler to license the software products and perform the services set forth in the Investment Summary and Tyler desires to perform such actions under the terms of this Agreement;

NOW THEREFORE, in consideration of the foregoing and of the mutual covenants and promises set forth in this Agreement, Tyler and Client agree as follows:

SECTION A – DEFINITIONS

- **“Agreement”** means this License and Services Agreement.
- **“Business Travel Policy”** means our business travel policy. A copy of our current Business Travel Policy is attached as Schedule 1 to Exhibit B.
- **“Client”** means the City of Billings, Montana.
- **“Defect”** means a failure of the Tyler Software to substantially conform to the functional descriptions set forth in our written proposal to you, or their functional equivalent. Future functionality may be updated, modified, or otherwise enhanced through our maintenance and support services, and the governing functional descriptions for such future functionality will be set forth in our then-current Documentation.
- **“Defined Named Users”** means the maximum number of named users that are authorized to use the Enterprise Permitting & Licensing labeled modules identified in the Investment Summary, if any.
- **“Developer”** means a third party who owns the intellectual property rights to Third Party Software.
- **“Documentation”** means any online or written documentation related to the use or functionality of the Tyler Software that we provide or otherwise make available to you, including instructions, user guides, manuals and other training or self-help documentation.
- **“Effective Date”** means the date by which both your and our authorized representatives have signed the Agreement.
- **“Force Majeure”** means an event beyond the reasonable control of you or us, including, without limitation, governmental action, war, riot or civil commotion, fire, natural disaster, or any other cause that could not with reasonable diligence be foreseen or prevented by you or us.
- **“Investment Summary”** means the agreed upon cost proposal for the software, products, and services attached as Exhibit A.
- **“Invoicing and Payment Policy”** means the invoicing and payment policy. A copy of our current Invoicing and Payment Policy is attached as Exhibit B.
- **“Maintenance and Support Agreement”** means the terms and conditions governing the provision of maintenance and support services to all of our customers. A copy of our current Maintenance and Support Agreement is attached as Exhibit C.

- **“Order Form”** means an ordering document that includes a quote or investment summary and specifying the items to be provided by Tyler to Client, including any addenda and supplements thereto.
- **“Statement of Work”** means the industry standard implementation plan describing how our professional services will be provided to implement the Tyler Software, and outlining your and our roles and responsibilities in connection with that implementation. The Statement of Work is attached as Exhibit D.
- **“Support Call Process”** means the support call process applicable to all of our customers who have licensed the Tyler Software. A copy of our current Support Call Process is attached as Schedule 1 to Exhibit C.
- **“Third Party Hardware”** means the third party hardware, if any, identified in the Investment Summary.
- **“Third Party Products”** means the Third Party Software and Third Party Hardware.
- **“Third Party Services”** means the third party services, if any, identified in the Investment Summary.
- **“Third Party SaaS Services”** means software as a service provided by a third party, if any, identified in the Investment Summary.
- **“Third Party Software”** means the third party software, if any, identified in the Investment Summary.
- **“Third Party Terms”** means, if any, the end user license agreement(s) or similar terms for the Third Party Products or other parties’ products or services, as applicable.
- **“Tyler”** means Tyler Technologies, Inc., a Delaware corporation.
- **“Tyler Software”** means our proprietary software, including any integrations, custom modifications, and/or other related interfaces identified in the Investment Summary and licensed by us to you through this Agreement.
- **“we”, “us”, “our”** and similar terms mean Tyler.
- **“you”** and similar terms mean Client.

SECTION B – SOFTWARE LICENSE

1. License Grant and Restrictions.

1.1 We grant to you a license to use the Tyler Software for your internal business purposes only, in the scope of the internal business purposes disclosed to us as of the Effective Date. You may make copies of the Tyler Software for backup and testing purposes, so long as such copies are not used in production and the testing is for internal use only.

1.2 Without limiting the terms of Section 1.1, you understand and agree that the Tyler Software set forth in the Investment Summary as subscription or software as a service (“SaaS”) do not include perpetual rights. If you do not pay the required annual fee in accordance with the Invoicing and Payment Policy, your right to use the applicable Software will be suspended unless and until payment in full has been made. Tyler Software provided as SaaS is subject to the Tyler SaaS Services Terms and Service Level Agreement found here: <https://www.tylertech.com/terms/tyler-saas-services>.

1.3 The Documentation is licensed to you and may be used and copied by your employees for internal, non-commercial reference purposes only.

- 1.4 You may not: (a) transfer or assign the Tyler Software to a third party; (b) reverse engineer, decompile, or disassemble the Tyler Software; (c) rent, lease, lend, or provide commercial hosting services with the Tyler Software; or (d) publish or otherwise disclose the Tyler Software or Documentation to third parties.
 - 1.5 The license terms in this Agreement apply to updates and enhancements we may provide to you or make available to you through your Maintenance and Support Agreement.
 - 1.6 The right to transfer the Tyler Software to a replacement hardware system is included in your license. You will give us advance written notice of any such transfer and will pay us for any required or requested technical assistance from us associated with such transfer.
 - 1.7 Where applicable with respect to our applications that take or process card payment data, we are responsible for the security of cardholder data that we possess, including functions relating to storing, processing, and transmitting of the cardholder data and affirm that, as of the Effective Date, we comply with applicable requirements to be considered PCI DSS compliant and have performed the necessary steps to validate compliance with the PCI DSS. We agree to supply the current status of our PCI DSS compliance program in the form of an official Attestation of Compliance, which can be found at <https://www.tylertech.com/about-us/compliance>, and in the event of any change in our status, will comply with applicable notice requirements.
 - 1.8 We reserve all rights not expressly granted to you in this Agreement. The Tyler Software and Documentation are protected by copyright and other intellectual property laws and treaties. We own the title, copyright, and other intellectual property rights in the Tyler Software and the Documentation. **The Tyler Software is licensed, not sold.**
2. License Fees. You agree to pay us the license fees in the amounts set forth in the Investment Summary. Those amounts are payable in accordance with our Invoicing and Payment Policy.
 3. Limited Warranty. We warrant that the Tyler Software will be without Defect(s) as long as you have a Maintenance and Support Agreement in effect. If the Tyler Software does not perform as warranted, we will use all reasonable efforts, consistent with industry standards, to cure the Defect as set forth in the Maintenance and Support Agreement.

SECTION C – PROFESSIONAL SERVICES

1. Services. We will provide you the various implementation-related services itemized in the Investment Summary and described in the Statement of Work.
2. Professional Services Fees. You agree to pay us the professional services fees in the amounts set forth in the Investment Summary. Those amounts are payable in accordance with our Invoicing and Payment Policy. You acknowledge that the fees stated in the Investment Summary are good-faith estimates of the amount of time and materials required for your implementation. We will bill you the actual fees incurred based on the in-scope services provided to you. Any discrepancies in the total values set forth in the Investment Summary will be resolved by multiplying the applicable hourly rate by the quoted hours.

3. Additional Services. The Investment Summary contains, and the Statement of Work describes, the scope of services and related costs (including programming and/or interface estimates) required for the project based on our understanding of the specifications you supplied. If additional work is required, or if you use or request additional services, we will provide you with an addendum or change order, as applicable, outlining the costs for the additional work. The price quotes in the addendum or change order will be valid for thirty (30) days from the date of the quote.
4. Cancellation. We make all reasonable efforts to schedule our personnel for travel, including arranging travel reservations, at least two (2) weeks in advance of commitments. Therefore, if you cancel services less than two (2) weeks in advance (other than for Force Majeure or breach by us), you will be liable for all (a) non-refundable expenses incurred by us on your behalf, and (b) daily fees associated with cancelled professional services if we are unable to reassign our personnel. We will make all reasonable efforts to reassign personnel in the event you cancel within two (2) weeks of scheduled commitments.
5. Services Warranty. We will perform the services in a professional, workmanlike manner, consistent with industry standards. In the event we provide services that do not conform to this warranty, we will re-perform such services at no additional cost to you.
6. Site Access and Requirements. At no cost to us, you agree to provide us with full and free access to your personnel, facilities, and equipment as may be reasonably necessary for us to provide implementation services, subject to any reasonable security protocols or other written policies provided to us as of the Effective Date, and thereafter as mutually agreed to by you and us. You further agree to provide a reasonably suitable environment, location, and space for the installation of the Tyler Software and any Third Party Products, including, without limitation, sufficient electrical circuits, cables, and other reasonably necessary items required for the installation and operation of the Tyler Software and any Third Party Products.
7. Client Assistance. You acknowledge that the implementation of the Tyler Software is a cooperative process requiring the time and resources of your personnel. You agree to use all reasonable efforts to cooperate with and assist us as may be reasonably required to meet the agreed upon project deadlines and other milestones for implementation. This cooperation includes at least working with us to schedule the implementation-related services outlined in this Agreement. We will not be liable for failure to meet any deadlines and milestones when such failure is due to Force Majeure or to the failure by your personnel to provide such cooperation and assistance (either through action or omission).
8. Background Checks. For at least the past twelve (12) years, all of our employees have undergone criminal background checks prior to hire. All employees sign our confidentiality agreement and security policies.

SECTION D – MAINTENANCE AND SUPPORT

This Agreement includes the period of free maintenance and support services identified in the Invoicing and Payment Policy. If you have purchased ongoing maintenance and support services, and continue to make timely payments for them according to our Invoicing and Payment Policy, we will provide you with maintenance and support services for the Tyler Software under the terms of our standard Maintenance and Support Agreement.

If you have opted not to purchase ongoing maintenance and support services for the Tyler Software, the Maintenance and Support Agreement does not apply to you. Instead, you will only receive ongoing maintenance and support on the Tyler Software on a time and materials basis. In addition, you will:

- (i) receive the lowest priority under our Support Call Process;
- (ii) be required to purchase new releases of the Tyler Software, including fixes, enhancements and patches;
- (iii) be charged our then-current rates for support services, or such other rates that we may consider necessary to account for your lack of ongoing training on the Tyler Software;
- (iv) be charged for a minimum of two (2) hours of support services for every support call; and
- (v) not be granted access to the support website for the Tyler Software or the Tyler Community Forum.

SECTION E – THIRD PARTY PRODUCTS

To the extent there are any Third Party Products set forth in the Investment Summary, the following terms and conditions will apply:

1. Third Party Hardware. We will sell, deliver, and install onsite the Third Party Hardware, if you have purchased any, for the price set forth in the Investment Summary. Those amounts are payable in accordance with our Invoicing and Payment Policy.
2. Third Party Software. Upon payment in full of the Third Party Software license fees, you will receive a non-transferable license to use the Third Party Software and related documentation for your internal business purposes only. Your license rights to the Third Party Software will be governed by the Third Party Terms.
 - 2.1 We will install onsite the Third Party Software. The installation cost is included in the installation fee in the Investment Summary.
 - 2.2 If the Developer charges a fee for future updates, releases, or other enhancements to the Third Party Software, you will be required to pay such additional future fee.
 - 2.3 The right to transfer the Third Party Software to a replacement hardware system is governed by the Developer. You will give us advance written notice of any such transfer and will pay us for any required or requested technical assistance from us associated with such transfer.
3. Third Party Products Warranties.
 - 3.1 We are authorized by each Developer to grant or transfer the licenses to the Third Party Software.
 - 3.2 The Third Party Hardware will be new and unused, and upon payment in full, you will receive free and clear title to the Third Party Hardware.

3.3 You acknowledge that we are not the manufacturer of the Third Party Products. We do not warrant or guarantee the performance of the Third Party Products. However, we grant and pass through to you any warranty that we may receive from the Developer or supplier of the Third Party Products.

4. Third Party Services. If you have purchased Third Party Services, those services will be provided independent of Tyler by such third-party at the rates set forth in the Investment Summary and in accordance with our Invoicing and Payment Policy.
5. Maintenance. If you have a Maintenance and Support Agreement in effect, you may report defects and other issues related to the Third Party Software directly to us, and we will (a) directly address the defect or issue, to the extent it relates to our interface with the Third Party Software; and/or (b) facilitate resolution with the Developer, unless that Developer requires that you have a separate, direct maintenance agreement in effect with that Developer. In all events, if you do not have a Maintenance and Support Agreement in effect with us, you will be responsible for resolving defects and other issues related to the Third Party Software directly with the Developer.

SECTION F – INVOICING AND PAYMENT; INVOICE DISPUTES

1. Invoicing and Payment. We will invoice you for all fees set forth in the Investment Summary per our Invoicing and Payment Policy, subject to Section F(2).
2. Invoice Disputes. If you believe any delivered software or service does not conform to the warranties in this Agreement, you will provide us with written notice within thirty (30) days of your receipt of the applicable invoice. The written notice must contain reasonable detail of the issues you contend are in dispute so that we can confirm the issue and respond to your notice with either a justification of the invoice, an adjustment to the invoice, or a proposal addressing the issues presented in your notice. We will work with you as may be necessary to develop an action plan that outlines reasonable steps to be taken by each of us to resolve any issues presented in your notice. You may withhold payment of the amount(s) actually in dispute, and only those amounts, until we complete the action items outlined in the plan. If we are unable to complete the action items outlined in the action plan because of your failure to complete the items agreed to be done by you, then you will remit full payment of the invoice. We reserve the right to suspend delivery of all services, including maintenance and support services, if you fail to pay an invoice not disputed as described above within fifteen (15) days of notice of our intent to do so.

SECTION G – TERMINATION

1. Termination. This Agreement may be terminated as set forth below. In the event of termination, you will pay us for all undisputed fees and expenses related to the software, products, and/or services you have received, or we have incurred or delivered, prior to the effective date of termination. Disputed fees and expenses in all terminations other than your termination for cause must have been submitted as invoice disputes in accordance with Section F(2).
 - 1.1 For Cause. If you believe we have materially breached this Agreement, you will invoke the Dispute Resolution clause set forth in Section I(3). You may terminate this Agreement for cause in the event we do not cure, or create a mutually agreeable action plan to address, a material breach of this Agreement within the thirty (30) day window set forth in Section I(3).

- 1.2 Force Majeure. Either party has the right to terminate this Agreement if a Force Majeure event suspends performance of this Agreement for a period of forty-five (45) days or more.
- 1.3 Lack of Appropriations. If you should not appropriate or otherwise receive funds sufficient to purchase, lease, operate, or maintain the software or services set forth in this Agreement, you may unilaterally terminate this Agreement upon thirty (30) days written notice to us. You will not be entitled to a refund or offset of previously paid license and other fees. You agree not to use termination for lack of appropriations as a substitute for termination for convenience.

SECTION H – INDEMNIFICATION, LIMITATION OF LIABILITY AND INSURANCE

1. Intellectual Property Infringement Indemnification.

- 1.1 We will defend you against any third party claim(s) that the Tyler Software or Documentation infringes that third party's patent, copyright, or trademark, or misappropriates its trade secrets, and will pay the amount of any resulting adverse final judgment (or settlement to which we consent). You must notify us promptly in writing of the claim and give us sole control over its defense or settlement. You agree to provide us with reasonable assistance, cooperation, and information in defending the claim at our expense.
- 1.2 Our obligations under this Section H(1) will not apply to the extent the claim or adverse final judgment is based on your: (a) use of a previous version of the Tyler Software and the claim would have been avoided had you installed and used the current version of the Tyler Software, and we provided notice of that requirement to you; (b) combining the Tyler Software with any product or device not provided, contemplated, or approved by us; (c) altering or modifying the Tyler Software, including any modification by third parties at your direction or otherwise permitted by you; (d) use of the Tyler Software in contradiction of this Agreement, including with non-licensed third parties; or (e) willful infringement, including use of the Tyler Software after we notify you to discontinue use due to such a claim.
- 1.3 If we receive information concerning an infringement or misappropriation claim related to the Tyler Software, we may, at our expense and without obligation to do so, either: (a) procure for you the right to continue its use; (b) modify it to make it non-infringing; or (c) replace it with a functional equivalent, in which case you will stop running the allegedly infringing Tyler Software immediately. Alternatively, we may decide to litigate the claim to judgment, in which case you may continue to use the Tyler Software consistent with the terms of this Agreement.
- 1.4 If an infringement or misappropriation claim is fully litigated and your use of the Tyler Software is enjoined by a court of competent jurisdiction, in addition to paying any adverse final judgment (or settlement to which we consent), we will, at our option, either: (a) procure the right to continue its use; (b) modify it to make it non-infringing; (c) replace it with a functional equivalent; or (d) terminate your license and refund the license fees paid for the infringing Tyler Software, as depreciated on a straight-line basis measured over seven (7) years from the Effective Date. We will pursue those options in the order listed herein. This section provides your exclusive remedy for third party copyright, patent, or trademark infringement and trade secret misappropriation claims.

2. General Indemnification.

2.1 We will indemnify and hold harmless you and your agents, officials, and employees from and against any and all third-party claims, losses, liabilities, damages, costs, and expenses (including reasonable attorney's fees and costs) for (a) personal injury or property damage to the extent caused by our negligence or willful misconduct; or (b) our violation of PCI DSS requirements or a law applicable to our performance under this Agreement. You must notify us promptly in writing of the claim and give us sole control over its defense or settlement. You agree to provide us with reasonable assistance, cooperation, and information in defending the claim at our expense.

2.2 To the extent permitted by applicable law, you will indemnify and hold harmless us and our agents, officials, and employees from and against any and all third-party claims, losses, liabilities, damages, costs, and expenses (including reasonable attorney's fees and costs) for personal injury or property damage to the extent caused by your negligence or willful misconduct; or (b) your violation of a law applicable to your performance under this Agreement. We will notify you promptly in writing of the claim and will give you sole control over its defense or settlement. We agree to provide you with reasonable assistance, cooperation, and information in defending the claim at your expense.

3. **DISCLAIMER. EXCEPT FOR THE EXPRESS WARRANTIES PROVIDED IN THIS AGREEMENT AND TO THE MAXIMUM EXTENT PERMITTED BY APPLICABLE LAW, WE HEREBY DISCLAIM ALL OTHER WARRANTIES AND CONDITIONS, WHETHER EXPRESS, IMPLIED, OR STATUTORY, INCLUDING, BUT NOT LIMITED TO, ANY IMPLIED WARRANTIES, DUTIES, OR CONDITIONS OF MERCHANTABILITY OR FITNESS FOR A PARTICULAR PURPOSE. CLIENT UNDERSTANDS AND AGREES THAT TYLER DISCLAIMS ANY LIABILITY FOR ERRORS THAT RELATE TO USER ERROR.**

4. **LIMITATION OF LIABILITY. EXCEPT AS OTHERWISE EXPRESSLY SET FORTH IN THIS AGREEMENT, OUR LIABILITY FOR DAMAGES ARISING OUT OF THIS AGREEMENT, WHETHER BASED ON A THEORY OF CONTRACT OR TORT, INCLUDING NEGLIGENCE AND STRICT LIABILITY, SHALL BE LIMITED TO YOUR ACTUAL DIRECT DAMAGES, NOT TO EXCEED (A) PRIOR TO FORMAL TRANSITION TO MAINTENANCE AND SUPPORT, THE TOTAL ONE-TIME FEES SET FORTH IN THE INVESTMENT SUMMARY; OR (B) AFTER FORMAL TRANSITION TO MAINTENANCE AND SUPPORT, THE THEN-CURRENT ANNUAL MAINTENANCE AND SUPPORT FEE. THE PARTIES ACKNOWLEDGE AND AGREE THAT THE PRICES SET FORTH IN THIS AGREEMENT ARE SET IN RELIANCE UPON THIS LIMITATION OF LIABILITY AND TO THE MAXIMUM EXTENT ALLOWED UNDER APPLICABLE LAW, THE EXCLUSION OF CERTAIN DAMAGES, AND EACH SHALL APPLY REGARDLESS OF THE FAILURE OF AN ESSENTIAL PURPOSE OF ANY REMEDY. THE FOREGOING LIMITATION OF LIABILITY SHALL NOT APPLY TO CLAIMS THAT ARE SUBJECT TO SECTIONS H(1) AND H(2).**

5. **EXCLUSION OF CERTAIN DAMAGES. TO THE MAXIMUM EXTENT PERMITTED BY APPLICABLE LAW, IN NO EVENT SHALL WE BE LIABLE FOR ANY SPECIAL, INCIDENTAL, PUNITIVE, INDIRECT, OR CONSEQUENTIAL DAMAGES WHATSOEVER, EVEN IF WE HAVE BEEN ADVISED OF THE POSSIBILITY OF SUCH DAMAGES.**

6. Insurance. During the course of performing services under this Agreement, we agree to maintain the following levels of insurance: (a) Commercial General Liability of at least \$1,000,000; (b) Automobile Liability of at least \$1,000,000; (c) Professional Liability of at least \$1,000,000; (d)

Workers Compensation complying with applicable statutory requirements; and (e) Excess/Umbrella Liability of at least \$5,000,000. We will add you as an additional insured to our Commercial General Liability and Automobile Liability policies, which will automatically add you as an additional insured to our Excess/Umbrella Liability policy as well. We will provide you with copies of certificates of insurance upon your written request.

SECTION I – GENERAL TERMS AND CONDITIONS

1. Additional Products and Services. You may purchase additional products and services at the rates set forth in the Investment Summary for twelve (12) months from the Effective Date, and thereafter at our then-current list price, by executing a mutually agreed addendum. If no rate is provided in the Investment Summary, or those twelve (12) months have expired, you may purchase additional products and services at our then-current list price, also by executing a mutually agreed addendum. The terms of this Agreement will control any such additional purchase(s), unless otherwise specifically provided in the addendum.
2. Optional Items. Pricing for any listed optional products and services in the Investment Summary will be valid for twelve (12) months from the Effective Date.
3. Dispute Resolution. You agree to provide us with written notice within thirty (30) days of becoming aware of a dispute. You agree to cooperate with us in trying to reasonably resolve all disputes, including, if requested by either party, appointing a senior representative to meet and engage in good faith negotiations with our appointed senior representative. Senior representatives will convene within thirty (30) days of the written dispute notice, unless otherwise agreed. All meetings and discussions between senior representatives will be deemed confidential settlement discussions not subject to disclosure under Federal Rule of Evidence 408 or any similar applicable state rule. If we fail to resolve the dispute, then the parties shall participate in non-binding mediation in an effort to resolve the dispute. If the dispute remains unresolved after mediation, then either of us may assert our respective rights and remedies in a court of competent jurisdiction. Nothing in this section shall prevent you or us from seeking necessary injunctive relief during the dispute resolution procedures.
4. Taxes. The fees in the Investment Summary do not include any taxes, including, without limitation, sales, use, or excise tax. If you are a tax-exempt entity, you agree to provide us with a tax-exempt certificate. Otherwise, we will pay all applicable taxes to the proper authorities and you will reimburse us for such taxes. If you have a valid direct-pay permit, you agree to provide us with a copy. For clarity, we are responsible for paying our income taxes, both federal and state, as applicable, arising from our performance of this Agreement.
5. Nondiscrimination. We will not discriminate against any person employed or applying for employment concerning the performance of our responsibilities under this Agreement. This discrimination prohibition will apply to all matters of initial employment, tenure, and terms of employment, or otherwise with respect to any matter directly or indirectly relating to employment concerning race, color, religion, national origin, age, sex, sexual orientation, ancestry, disability that is unrelated to the individual's ability to perform the duties of a particular job or position, height, weight, marital status, or political affiliation. We will post, where appropriate, all notices related to nondiscrimination as may be required by applicable law.

6. E-Verify. We have complied, and will comply, with the E-Verify procedures administered by the U.S. Citizenship and Immigration Services Verification Division for all of our employees assigned to your project.
7. Subcontractors. We will not subcontract any services under this Agreement without your prior written consent, not to be unreasonably withheld.
8. Binding Effect; No Assignment. This Agreement shall be binding on, and shall be for the benefit of, either your or our successor(s) or permitted assign(s). Neither party may assign this Agreement without the prior written consent of the other party; provided, however, your consent is not required for an assignment by us as a result of a corporate reorganization, merger, acquisition, or purchase of substantially all of our assets.
9. Force Majeure. Except for your payment obligations, neither party will be liable for delays in performing its obligations under this Agreement to the extent that the delay is caused by Force Majeure; provided, however, that within ten (10) business days of the Force Majeure event, the party whose performance is delayed provides the other party with written notice explaining the cause and extent thereof, as well as a request for a reasonable time extension equal to the estimated duration of the Force Majeure event.
10. No Intended Third Party Beneficiaries. This Agreement is entered into solely for the benefit of you and us. No third party will be deemed a beneficiary of this Agreement, and no third party will have the right to make any claim or assert any right under this Agreement. This provision does not affect the rights of third parties under any Third Party Terms.
11. Entire Agreement; Amendment. This Agreement represents the entire agreement between you and us with respect to the subject matter hereof, and supersedes any prior agreements, understandings, and representations, whether written, oral, expressed, implied, or statutory. Purchase orders submitted by you, if any, are for your internal administrative purposes only, and the terms and conditions contained in those purchase orders will have no force or effect. This Agreement may only be modified by a written amendment signed by an authorized representative of each party.
12. Severability. If any term or provision of this Agreement is held invalid or unenforceable, the remainder of this Agreement will be considered valid and enforceable to the fullest extent permitted by law.
13. No Waiver. In the event that the terms and conditions of this Agreement are not strictly enforced by either party, such non-enforcement will not act as or be deemed to act as a waiver or modification of this Agreement, nor will such non-enforcement prevent such party from enforcing each and every term of this Agreement thereafter.
14. Independent Contractor. We are an independent contractor for all purposes under this Agreement.
15. Notices. All notices or communications required or permitted as a part of this Agreement, such as notice of an alleged material breach for a termination for cause or a dispute that must be submitted to dispute resolution, must be in writing and will be deemed delivered upon the earlier of the following: (a) actual receipt by the receiving party; (b) upon receipt by sender of a certified mail, return receipt signed by an employee or agent of the receiving party; (c) upon receipt by sender of

proof of email delivery; or (d) if not actually received, five (5) days after deposit with the United States Postal Service authorized mail center with proper postage (certified mail, return receipt requested) affixed and addressed to the other party at the address set forth on the signature page hereto or such other address as the party may have designated by proper notice. The consequences for the failure to receive a notice due to improper notification by the intended receiving party of a change in address will be borne by the intended receiving party.

16. Client Lists. You agree that we may identify you by name in client lists, marketing presentations, and promotional materials.
17. Confidentiality. Both parties recognize that their respective employees and agents, in the course of performance of this Agreement, may be exposed to confidential information and that disclosure of such information could violate rights to private individuals and entities, including the parties. Confidential information is nonpublic information that a reasonable person would believe to be confidential and includes, without limitation, personal identifying information (*e.g.*, social security numbers) and trade secrets, each as defined by applicable state law. Each party agrees that it will not disclose any confidential information of the other party and further agrees to take all reasonable and appropriate action to prevent such disclosure by its employees or agents. The confidentiality covenants contained herein will survive the termination or cancellation of this Agreement. This obligation of confidentiality will not apply to information that:
 - (a) is in the public domain, either at the time of disclosure or afterwards, except by breach of this Agreement by a party or its employees or agents;
 - (b) a party can establish by reasonable proof was in that party's possession at the time of initial disclosure;
 - (c) a party receives from a third party who has a right to disclose it to the receiving party; or
 - (d) is the subject of a legitimate disclosure request under the open records laws or similar applicable public disclosure laws governing this Agreement; provided, however, that in the event you receive an open records or other similar applicable request, you will give us prompt notice and otherwise perform the functions required by applicable law.
18. Business License. In the event a local business license is required for us to perform services hereunder, you will promptly notify us and provide us with the necessary paperwork and/or contact information so that we may timely obtain such license.
19. Governing Law. This Agreement will be governed by and construed in accordance with the laws of your state of domicile, without regard to its rules on conflicts of law.
20. Multiple Originals and Authorized Signatures. This Agreement may be executed in multiple originals, any of which will be independently treated as an original document. Any electronic, faxed, scanned, photocopied, or similarly reproduced signature on this Agreement or any amendment hereto will be deemed an original signature and will be fully enforceable as if an original signature. Each party represents to the other that the signatory set forth below is duly authorized to bind that party to this Agreement.
21. Cooperative Procurement. To the maximum extent permitted by applicable law, we agree that this Agreement may be used as a cooperative procurement vehicle by eligible jurisdictions. We reserve the right to negotiate and customize the terms and conditions set forth herein, including but not

limited to pricing, to the scope and circumstances of that cooperative procurement.

22. Data & Insights Solution Terms. Your use of certain Tyler solutions includes Tyler’s Data & Insights data platform. Your rights, and the rights of any of your end users, to use Tyler’s Data & Insights data platform is subject to the Data & Insights SaaS Services Terms of Service, available at <https://www.tylertech.com/terms/data-insights-saas-services-terms-of-service>. By signing a Tyler Agreement or Order Form, or accessing, installing, or using any of the Tyler solutions listed at the linked terms, you certify that you have reviewed, understand, and agree to said terms.

23. Contract Documents. This Agreement includes the following exhibits:

- Exhibit A Investment Summary
- Exhibit B Invoicing and Payment Policy
Schedule 1: Business Travel Policy
- Exhibit C Maintenance and Support Agreement
Schedule 1: Support Call Process
- Exhibit D Statement of Work

IN WITNESS WHEREOF, a duly authorized representative of each party has executed this Agreement as of the date(s) set forth below.

Tyler Technologies, Inc.

City of Billings, MT

By: 

By: _____

Name: Rob Kennedy-Jensen

Name: _____

Title: Group General Counsel

Title: _____

Date: March 6, 2023

Date: _____

Address for Notices:

Tyler Technologies, Inc.
One Tyler Drive
Yarmouth, ME 04096
Attention: Chief Legal Officer

Address for Notices:

City of Billings
210 North 27th Street
Billings, MT 59101
Attention: _____





Exhibit A
Investment Summary

The following Investment Summary details the software, products, and services to be delivered by us to you under the Agreement. This Investment Summary is effective as of the Effective Date, despite any expiration date in the Investment Summary that may have lapsed as of the Effective Date. Capitalized terms not otherwise defined will have the meaning assigned to such terms in the Agreement. In the event of conflict between the Agreement and terms in the Comments section of this Investment Summary, the language in the Agreement will prevail.

REMAINDER OF PAGE INTENTIONALLY LEFT BLANK



Sales Quotation For:

City of Billings
210 N 27th St
Billings MT 59101
Barb McRae
+1 (406) 657-8387
mcraeb@billingsmt.gov

Quoted By: Ron Pieracci

Quote Expiration: 06/20/23

Quote Name: Tax-Wise For City of Billings
Special Assessments

Tyler Software

Description	License Total	Annual Maintenance
ERP Pro powered by Incode		
Tax-Wise		
Taxation and Billing System	\$ 24,000	\$ 7,200
RSID's	\$ 7,200	\$ 2,160
Database and Environmental [5]	\$ 1,750	\$ 525
TOTAL:	\$ 32,950	\$ 9,885

Services

Description	Hours/Units	Extended Price	Maintenance
Tax-Wise			
Custom Services	80	\$ 20,000	\$ 6,000
Installation Services - Treasury	105	\$ 15,225	\$ 0
Project Management Services - Treasury	80	\$ 11,600	\$ 0
Server Staging/Setup/Configuration - Treasury	12	\$ 1,740	\$ 0
Training Services - Treasury	85	\$ 12,325	\$ 0
Conversion Services - Treasury	150	\$ 21,750	\$ 0
TOTAL:		\$ 82,640	\$ 6,000

Summary

	One Time Fees	Recurring Fees
Total Tyler Software	\$ 32,950	\$ 9,885
Total Tyler Services	\$ 82,640	\$ 6,000
Summary Total	\$ 115,590	\$ 15,885

Optional Tyler Software

Description	License Total	Annual Maintenance
-------------	---------------	--------------------

ERP Pro powered by Incode			
Tax-Wise			
Cash Receipting		\$ 9,600	\$ 2,880
	TOTAL:	\$ 9,600	\$ 2,880

Optional Services

Description	Hours/Units	Extended Price	Maintenance
Tax-Wise			
Installation Services - Treasury	15	\$ 2,175	\$ 0
Training Services - Treasury	15	\$ 2,175	\$ 0
	Service total - TOTAL:	\$ 4,350	\$ 0

- Work will be delivered remotely unless otherwise noted in this agreement.

Custom programming hours and pricing have been estimated at 80 hours. Actual hours used may vary. Estimated range is between 70 to 90 hours however actual hours used will be billed.



Exhibit B Invoicing and Payment Policy

We will provide you with the software and services set forth in the Investment Summary. Capitalized terms not otherwise defined will have the meaning assigned to such terms in the Agreement.

Invoicing: We will invoice you for the applicable license and services fees in the Investment Summary as set forth below. Your rights to dispute any invoice are set forth in the Agreement.

1. Tyler Software.

1.1 *License Fees:* License fees are invoiced as follows: (a) 25% on the Effective Date; (b) 60% on the date when we provide you with access to the applicable Tyler Software (the "Software Access Date"); and (c) 15% on the earlier of use of the Tyler Software in live production or 180 days after the Software Access Date.

1.2 *Maintenance and Support Fees:* Year 1 maintenance and support fees are waived through the earlier of (a) availability of the Tyler Software for use in a live production environment; or (b) one (1) year from the Effective Date. Year 2 maintenance and support fees, at our then-current rates, are payable on that earlier-of date, and subsequent maintenance and support fees are invoiced annually in advance of each anniversary thereof. Your fees for each subsequent year will be set at our then-current rates.

1.3 *SaaS & Subscription Fees:* SaaS (including hosting) fees and subscription fees are invoiced on an annual basis, beginning on the first day of the month immediately following the Effective Date. Your annual SaaS fees and subscription fees for the initial year one term are set forth in the Investment Summary. Upon expiration of the initial term, your annual SaaS fees and subscription fees will be at our then-current rates.

2. Other Tyler Software and Services.

2.1 *Implementation and Other Professional Services (including training):* Implementation and other professional services (including training) are billed and invoiced as delivered, at the rates set forth in the Investment Summary.

2.2 *Consulting Services:* If you have purchased any Business Process Consulting services, if they have been quoted as fixed-fee services, they will be invoiced 50% upon delivery of the best practice recommendations, by module, and 50% upon delivery of custom desktop procedures, by module. If you have purchased any Business Process Consulting services and they are quoted as an estimate, then we will bill you the actual services delivered on a time and materials basis.

- 2.3 *Conversions*: Fixed-fee conversions are invoiced 50% upon initial delivery of the converted data, by conversion option, and 50% upon Client acceptance to load the converted data into Live/Production environment, by conversion option. Where conversions are quoted as estimated, we will bill you the actual services delivered on a time and materials basis.
- 2.4 *Requested Modifications to the Tyler Software*: Requested modifications to the Tyler Software are invoiced 50% upon delivery of specifications and 50% upon delivery of the applicable modification. You must report any failure of the modification to conform to the specifications within thirty (30) days of delivery; otherwise, the modification will be deemed to be in compliance with the specifications after the 30-day window has passed. You may still report Defects to us as set forth in the Maintenance and Support Agreement.
- 2.5 *Other Fixed Price Services*: Except as otherwise provided, other fixed price services are invoiced as delivered, at the rates set forth in the Investment Summary. For the avoidance of doubt, where “Project Planning Services” are provided, payment will be due upon delivery of the Implementation Planning document. Dedicated Project Management services, if any, will be billed monthly in arrears, beginning on the first day of the month immediately following initiation of project planning.
- 2.6 *Annual Services*: Unless otherwise indicated in this Exhibit B, fees for annual services are due annually, in advance, commencing on the availability of the service. Your annual fees for the initial term are set forth in the Investment Summary. Upon expiration of the initial term, your annual fees will be at our then-current rates.
3. Third Party Products.
- 3.1 *Third Party Software License Fees*: License fees for Third Party Software, if any, are invoiced when we make it available to you for downloading.
- 3.2 *Third Party Software Maintenance*: The first year maintenance fees for the Third Party Software, if any, is invoiced when we make that Third Party Software available to you for downloading.
- 3.3 *Third Party Hardware*: Third Party Hardware costs, if any, are invoiced upon delivery.
- 3.4 *Third Party Services*: Fees for Third Party Services, if any, are invoiced as delivered, along with applicable expenses, at the rates set forth in the Investment Summary.
- 3.5 *Third Party SaaS*: Third Party SaaS Services fees, if any, are invoiced annually, in advance, commencing with availability of the respective Third Party SaaS Services. Pricing for the first year of Third Party SaaS Services is indicated in the Investment Summary. Pricing for subsequent years will be at the respective third party’s then-current rates.
4. Transaction Fees. Unless paid directly by an end user at the time of transaction, per transaction (order, call, message, etc.) fees are invoiced on a quarterly basis. Fees are indicated in Exhibit A and may be increased by Tyler upon notice of no less than thirty (30) days.

5. **Expenses.** The service rates in the Investment Summary do not include travel expenses. Expenses for Tyler delivered services will be billed as incurred and only in accordance with our then-current Business Travel Policy, plus a 10% travel agency processing fee. Our current Business Travel Policy is attached to this Exhibit B as Schedule 1. Copies of receipts will be provided upon request; we reserve the right to charge you an administrative fee depending on the extent of your requests. Receipts for miscellaneous items less than twenty-five dollars and mileage logs are not available.

Payment. Payment for undisputed invoices is due within forty-five (45) days of the invoice date. We prefer to receive payments electronically. Our electronic payment information is available by contacting AR@tylertech.com.



Exhibit B
Schedule 1
Business Travel Policy

1. Air Travel

A. Reservations & Tickets

The Travel Management Company (TMC) used by Tyler will provide an employee with a direct flight within two hours before or after the requested departure time, assuming that flight does not add more than three hours to the employee's total trip duration and the fare is within \$100 (each way) of the lowest logical fare. If a net savings of \$200 or more (each way) is possible through a connecting flight that is within two hours before or after the requested departure time and that does not add more than three hours to the employee's total trip duration, the connecting flight should be accepted.

Employees are encouraged to make advanced reservations to take full advantage of discount opportunities. Employees should use all reasonable efforts to make travel arrangements at least two (2) weeks in advance of commitments. A seven (7) day advance booking requirement is mandatory. When booking less than seven (7) days in advance, management approval will be required.

Except in the case of international travel where a segment of continuous air travel is six (6) or more consecutive hours in length, only economy or coach class seating is reimbursable. Employees shall not be reimbursed for "Basic Economy Fares" because these fares are non-refundable and have many restrictions that outweigh the cost-savings.

B. Baggage Fees

Reimbursement of personal baggage charges are based on trip duration as follows:

- Up to five (5) days = one (1) checked bag
- Six (6) or more days = two (2) checked bags

Baggage fees for sports equipment are not reimbursable.

2. Ground Transportation

A. Private Automobile

Mileage Allowance – Business use of an employee’s private automobile will be reimbursed at the current IRS allowable rate, plus out of pocket costs for tolls and parking. Mileage will be calculated by using the employee’s office as the starting and ending point, in compliance with IRS regulations. Employees who have been designated a home office should calculate miles from their home.

B. Rental Car

Employees are authorized to rent cars only in conjunction with air travel when cost, convenience, and the specific situation reasonably require their use. When renting a car for Tyler business, employees should select a “mid-size” or “intermediate” car. “Full” size cars may be rented when three or more employees are traveling together. Tyler carries leased vehicle coverage for business car rentals; except for employees traveling to Alaska and internationally (excluding Canada), additional insurance on the rental agreement should be declined.

C. Public Transportation

Taxi or airport limousine services may be considered when traveling in and around cities or to and from airports when less expensive means of transportation are unavailable or impractical. The actual fare plus a reasonable tip (15-18%) are reimbursable. In the case of a free hotel shuttle to the airport, tips are included in the per diem rates and will not be reimbursed separately.

D. Parking & Tolls

When parking at the airport, employees must use longer term parking areas that are measured in days as opposed to hours. Park and fly options located near some airports may also be used. For extended trips that would result in excessive parking charges, public transportation to/from the airport should be considered. Tolls will be reimbursed when receipts are presented.

3. Lodging

Tyler’s TMC will select hotel chains that are well established, reasonable in price, and conveniently located in relation to the traveler’s work assignment. Typical hotel chains include Courtyard, Fairfield Inn, Hampton Inn, and Holiday Inn Express. If the employee has a discount rate with a local hotel, the hotel reservation should note that discount and the employee should confirm the lower rate with the hotel upon arrival. Employee memberships in travel clubs such as AAA should be noted in their travel profiles so that the employee can take advantage of any lower club rates.

“No shows” or cancellation fees are not reimbursable if the employee does not comply with the hotel’s cancellation policy.

Tips for maids and other hotel staff are included in the per diem rate and are not reimbursed separately.

Employees are not authorized to reserve non-traditional short-term lodging, such as Airbnb, VRBO, and HomeAway. Employees who elect to make such reservations shall not be reimbursed.

4. Meals and Incidental Expenses

Employee meals and incidental expenses while on travel status within the continental U.S. are in accordance with the federal per diem rates published by the General Services Administration. Incidental expenses include tips to maids, hotel staff, and shuttle drivers and other minor travel expenses. Per diem rates are available at www.gsa.gov/perdiem.

Per diem for Alaska, Hawaii, U.S. protectorates and international destinations are provided separately by the Department of State and will be determined as required.

A. Overnight Travel

For each full day of travel, all three meals are reimbursable. Per diems on the first and last day of a trip are governed as set forth below.

Departure Day

Depart before 12:00 noon	Lunch and dinner
Depart after 12:00 noon	Dinner

Return Day

Return before 12:00 noon	Breakfast
Return between 12:00 noon & 7:00 p.m.	Breakfast and lunch
Return after 7:00 p.m.*	Breakfast, lunch and dinner

*7:00 p.m. is defined as direct travel time and does not include time taken to stop for dinner.

The reimbursement rates for individual meals are calculated as a percentage of the full day per diem as follows:

Breakfast	15%
Lunch	25%
Dinner	60%

B. Same Day Travel

Employees traveling at least 100 miles to a site and returning in the same day are eligible to claim lunch on an expense report. Employees on same day travel status are eligible to claim dinner in the event they return home after 7:00 p.m.*

*7:00 p.m. is defined as direct travel time and does not include time taken to stop for dinner.

5. Internet Access – Hotels and Airports

Employees who travel may need to access their e-mail at night. Many hotels provide free high speed internet access and Tyler employees are encouraged to use such hotels whenever possible. If an employee's hotel charges for internet access it is reimbursable up to \$10.00 per day. Charges for internet access at airports are not reimbursable.

6. International Travel

All international flights with the exception of flights between the U.S. and Canada should be reserved through TMC using the "lowest practical coach fare" with the exception of flights that are six (6) or more consecutive hours in length. In such event, the next available seating class above coach shall be reimbursed.

When required to travel internationally for business, employees shall be reimbursed for photo fees, application fees, and execution fees when obtaining a new passport book, but fees related to passport renewals are not reimbursable. Visa application and legal fees, entry taxes and departure taxes are reimbursable.

The cost of vaccinations that are either required for travel to specific countries or suggested by the U.S. Department of Health & Human Services for travel to specific countries, is reimbursable.

Section 4, Meals & Incidental Expenses, and Section 2.b., Rental Car, shall apply to this section.



Exhibit C Maintenance and Support Agreement

We will provide you with the following maintenance and support services for the Tyler Software. Capitalized terms not otherwise defined will have the meaning assigned to such terms in the Agreement.

1. Term. We provide maintenance and support services on an annual basis. The initial term commences on the Effective Date, and remains in effect for one (1) year. We will invoice you for additional one (1) year terms unless terminated in writing by either party at least thirty (30) days prior to the end of the then-current term. Your payment of such invoice shall indicate your acceptance of the then-current renewal term. We will adjust the term to match your first use of the Tyler Software in live production if that event precedes the one (1) year anniversary of the Effective Date.
2. Maintenance and Support Fees. Your year 1 maintenance and support fees for the Tyler Software are listed in the Investment Summary, and your payment obligations are set forth in the Invoicing and Payment Policy. We reserve the right to suspend maintenance and support services if you fail to pay undisputed maintenance and support fees within thirty (30) days of our written notice. We will reinstate maintenance and support services only if you pay all past due maintenance and support fees, including all fees for the periods during which services were suspended.
3. Maintenance and Support Services. As long as you are not using the Help Desk as a substitute for our training services on the Tyler Software, and you timely pay your maintenance and support fees, we will, consistent with our then-current Support Call Process:
 - 3.1 perform our maintenance and support obligations in a professional, good, and workmanlike manner, consistent with industry standards, to resolve Defects in the Tyler Software (subject to any applicable release life cycle policy); provided, however, that if you modify the Tyler Software without our consent, our obligation to provide maintenance and support services on and warrant the Tyler Software will be void;
 - 3.2 provide support during our established support hours;
 - 3.3 maintain personnel that are sufficiently trained to be familiar with the Tyler Software and Third Party Software, if any, in order to provide maintenance and support services;
 - 3.4 provide you with a copy of all releases to the Tyler Software (including updates and enhancements) that we make generally available without additional charge to customers who have a maintenance and support agreement in effect; and
 - 3.5 provide non-Defect resolution support of prior releases of the Tyler Software in accordance with any applicable release life cycle policy.

4. Client Responsibilities. We will use all reasonable efforts to perform any maintenance and support services remotely. Currently, we use a third-party secure unattended connectivity tool called Bomgar, as well as GotoAssist by Citrix. Therefore, you agree to maintain a high-speed internet connection capable of connecting us to your PCs and server(s). You agree to provide us with a login account and local administrative privileges as we may reasonably require to perform remote services. We will, at our option, use the secure connection to assist with proper diagnosis and resolution, subject to any reasonably applicable security protocols. If we cannot resolve a support issue remotely, we may be required to provide onsite services. In such event, we will be responsible for our travel expenses, unless it is determined that the reason onsite support was required was a reason outside our control. Either way, you agree to provide us with full and free access to the Tyler Software, working space, adequate facilities within a reasonable distance from the equipment, and use of machines, attachments, features, or other equipment reasonably necessary for us to provide the maintenance and support services, all at no charge to us. We strongly recommend that you also maintain a VPN for backup connectivity purposes.
5. Hardware and Other Systems. If you are a self-hosted customer and, in the process of diagnosing a software support issue, it is discovered that one of your peripheral systems or other software is the cause of the issue, we will notify you so that you may contact the support agency for that peripheral system. We cannot support or maintain Third Party Products except as expressly set forth in the Agreement.

In order for us to provide the highest level of software support, you bear the following responsibility related to hardware and software:

- (a) All infrastructure executing Tyler Software shall be managed by you;
 - (b) You will maintain support contracts for all non-Tyler software associated with Tyler Software (including operating systems and database management systems, but excluding Third-Party Software, if any); and
 - (c) You will perform daily database backups and verify that those backups are successful.
6. Other Excluded Services. Maintenance and support fees do not include fees for the following services: (a) initial installation or implementation of the Tyler Software; (b) onsite maintenance and support (unless Tyler cannot remotely correct a Defect in the Tyler Software, as set forth above); (c) application design; (d) other consulting services; (e) maintenance and support of an operating system or hardware, unless you are a hosted customer; (f) support outside our normal business hours as listed in our then-current Support Call Process; or (g) installation, training services, or third party product costs related to a new release. Requested maintenance and support services such as those outlined in this section will be billed to you on a time and materials basis at our then current rates. You must request those services with at least one (1) weeks' advance notice.
 7. Current Support Call Process. Our current Support Call Process for the Tyler Software is attached to this Exhibit C at Schedule 1.



Exhibit C Schedule 1 Support Call Process

Support Channels

Tyler Technologies, Inc. provides the following channels of software support for authorized users*:

- (1) On-line submission (portal) – for less urgent and functionality-based questions, users may create support incidents through the Tyler Customer Portal available at the Tyler Technologies website. A built-in Answer Panel provides users with resolutions to most “how-to” and configuration-based questions through a simplified search interface with machine learning, potentially eliminating the need to submit the support case.
- (2) Email – for less urgent situations, users may submit emails directly to the software support group.
- (3) Telephone – for urgent or complex questions, users receive toll-free, telephone software support.

** Channel availability may be limited for certain applications.*

Support Resources

A number of additional resources are available to provide a comprehensive and complete support experience:

- (1) Tyler Website – www.tylertech.com – for accessing client tools, documentation, and other information including support contact information.
- (2) Tyler Search -a knowledge based search engine that lets you search multiple sources simultaneously to find the answers you need, 24x7.
- (3) Tyler Community –provides a venue for all Tyler clients with current maintenance agreements to collaborate with one another, share best practices and resources, and access documentation.
- (4) Tyler University – online training courses on Tyler products.

Support Availability

Tyler Technologies support is available during the local business hours of 8 AM to 5 PM (Monday – Friday) across four US time zones (Pacific, Mountain, Central and Eastern). Tyler’s holiday schedule is outlined below. There will be no support coverage on these days.

New Year’s Day	Labor Day
Martin Luther King, Jr. Day	Thanksgiving Day
Memorial Day	Day after Thanksgiving
Independence Day	Christmas Day

For support teams that provide after-hours service, we will provide you with procedures for contacting support staff after normal business hours for reporting Priority Level 1 Defects only. Upon receipt of

such a Defect notification, we will use commercially reasonable efforts to meet the resolution targets set forth below.

We will also make commercially reasonable efforts to be available for one pre-scheduled Saturday of each month to assist your IT staff with applying patches and release upgrades, as well as consulting with them on server maintenance and configuration of the Tyler Software environment.

Incident Handling

Incident Tracking

Every support incident is logged into Tyler’s Customer Relationship Management System and given a unique case number. This system tracks the history of each incident. The case number is used to track and reference open issues when clients contact support. Clients may track incidents, using the case number, through Tyler’s Customer Portal or by calling software support directly.

Incident Priority

Each incident is assigned a priority level, which corresponds to the Client’s needs. Tyler and the Client will reasonably set the priority of the incident per the chart below. This chart is not intended to address every type of support incident, and certain “characteristics” may or may not apply depending on whether the Tyler software has been deployed on customer infrastructure or the Tyler cloud. The goal is to help guide the Client towards clearly understanding and communicating the importance of the issue and to describe generally expected response and resolution targets in the production environment only.

References to a “confirmed support incident” mean that Tyler and the Client have successfully validated the reported Defect/support incident.

Priority Level	Characteristics of Support Incident	Resolution Targets*
1 Critical	Support incident that causes (a) complete application failure or application unavailability; (b) application failure or unavailability in one or more of the client’s remote location; or (c) systemic loss of multiple essential system functions.	Tyler shall provide an initial response to Priority Level 1 incidents within one (1) business hour of receipt of the incident. Once the incident has been confirmed, Tyler shall use commercially reasonable efforts to resolve such support incidents or provide a circumvention procedure within one (1) business day. For non-hosted customers, Tyler’s responsibility for lost or corrupted data is limited to assisting the Client in restoring its last available database.

Priority Level	Characteristics of Support Incident	Resolution Targets*
2 High	Support incident that causes (a) repeated, consistent failure of essential functionality affecting more than one user or (b) loss or corruption of data.	Tyler shall provide an initial response to Priority Level 2 incidents within four (4) business hours of receipt of the incident. Once the incident has been confirmed, Tyler shall use commercially reasonable efforts to resolve such support incidents or provide a circumvention procedure within ten (10) business days. For non-hosted customers, Tyler's responsibility for loss or corrupted data is limited to assisting the Client in restoring its last available database.
3 Medium	Priority Level 1 incident with an existing circumvention procedure, or a Priority Level 2 incident that affects only one user or for which there is an existing circumvention procedure.	Tyler shall provide an initial response to Priority Level 3 incidents within one (1) business day of receipt of the incident. Once the incident has been confirmed, Tyler shall use commercially reasonable efforts to resolve such support incidents without the need for a circumvention procedure with the next published maintenance update or service pack, which shall occur at least quarterly. For non-hosted customers, Tyler's responsibility for lost or corrupted data is limited to assisting the Client in restoring its last available database.
4 Non-critical	Support incident that causes failure of non-essential functionality or a cosmetic or other issue that does not qualify as any other Priority Level.	Tyler shall provide an initial response to Priority Level 4 incidents within two (2) business days of receipt of the incident. Once the incident has been confirmed, Tyler shall use commercially reasonable efforts to resolve such support incidents, as well as cosmetic issues, with a future version release.

**Response and Resolution Targets may differ by product or business need*

Incident Escalation

If Tyler is unable to resolve any priority level 1 or 2 defect as listed above or the priority of an issue has elevated since initiation, you may escalate the incident to the appropriate resource, as outlined by each product support team. The corresponding resource will meet with you and any Tyler staff to establish a mutually agreeable plan for addressing the defect.

Remote Support Tool

Some support calls may require further analysis of the Client's database, processes or setup to diagnose a problem or to assist with a question. Tyler will, at its discretion, use an industry-standard remote support tool. Tyler's support team must have the ability to quickly connect to the Client's system and view the site's setup, diagnose problems, or assist with screen navigation. More information about the remote support tool Tyler uses is available upon request.



Exhibit D
Statement of Work

REMAINDER OF PAGE INTENTIONALLY LEFT BLANK

City of Billings

SOW from Tyler Technologies, Inc.

2/16/2023

Presented to:
Barb McRae
210 N 27th St
Billings, MT 59101

Contact:
Ron Pieracci
Email: Ron.Pieracci@TylerTech.com
5519 53rd Street, Lubbock, TX 79414

Table of Contents

PART 1: EXECUTIVE SUMMARY	1
1. Project Overview	1
1.1 Introduction	1
1.2 Project Goals	1
1.3 Methodology.....	1
PART 2: PROJECT FOUNDATION	3
2. Project Governance	3
3. Project Scope Control	4
3.1 Managing Scope and Project Change	4
3.2 Change Control	4
3.3 Change Request Management.....	4
4. Acceptance Process	6
5. Roles and Responsibilities.....	6
5.1 Tyler Roles & Responsibilities	6
5.1.1 Tyler Executive Manager.....	7
5.1.2 Tyler Implementation Manager	7
5.1.3 Tyler Project Manager.....	7
5.1.4 Tyler Implementation Consultant	8
5.1.5 Tyler Sales	8
5.1.6 Tyler Technical Services	8
5.2 City Roles & Responsibilities	9
5.2.1 City Executive Sponsor	9
5.2.2 City Steering Committee	9
5.2.3 City Project Manager	9
5.2.4 City Functional Leads	11
5.2.5 City Power Users	11
5.2.6 City End Users	12
5.2.7 City Technical Lead.....	12
5.2.8 City Change Management Lead	12
PART 3: PROJECT PLAN.....	13
6. Project Stages.....	13
6.1 Initiate and Plan	14
6.1.1 Initial Coordination	14
6.1.2 Project/Phase Planning	15
6.1.3 Infrastructure Planning	16



6.1.4	Stakeholder Meeting.....	17
6.1.5	Intentionally left blank.....	18
6.1.6	Control Point 1: Initiate & Plan Stage Acceptance.....	18
6.2	Assess & Define.....	18
6.2.1	Solution Orientation.....	18
6.2.2	Current & Future State Analysis.....	19
6.2.3	Conversion Assessment	20
6.2.4	Intentionally left blank.....	21
6.2.5	Intentionally left blank.....	21
6.2.6	Control Point 2: Assess & Define Stage Acceptance.....	21
6.3	Prepare Solution	22
6.3.1	Initial System Deployment	22
6.3.2	Configuration	23
6.3.3	Process Refinement	24
6.3.4	Conversion Delivery	26
6.3.5	Intentionally left blank.....	27
6.3.6	Intentionally left blank.....	27
6.3.7	Control Point 3: Prepare Solution Stage Acceptance.....	27
6.4	Production Readiness	28
6.4.1	Solution Validation.....	28
6.4.2	Go-Live Readiness	29
6.4.3	End User Training.....	30
6.4.4	Control Point 4: Production Readiness Stage Acceptance.....	31
6.5	Production.....	31
6.5.1	Go-Live	31
6.5.2	Transition to Client Services.....	33
6.5.3	Post Go-Live Activities.....	33
6.5.4	Control Point 5: Production Stage Acceptance.....	34
6.6	Close.....	35
6.6.1	Phase Closeout.....	35
6.6.2	Project Closeout.....	36
6.6.3	Control Point 6: Close Stage Acceptance	37
7.	General Assumptions.....	37
7.1	Project.....	37
7.2	Organizational Change Management	38
7.3	Resources and Scheduling	38
7.4	Data.....	38
7.5	Facilities.....	39
8.	Glossary	40
PART 4: APPENDICES	43	
9.	Conversion	43
9.1	Tax-Wise Conversion Summary	43



9.1.1 Tax Assessment Data 43
9.1.2 Mobile Home Depreciation Data 44
9.1.3 Tax Billing Data..... 44
10. Scope of Customization and Work45
11. Project Timeline.....47
11.1 ERP Pro TaxWise Timeline..... 47



Part 1: Executive Summary

1. Project Overview

1.1 Introduction

Tyler Technologies (“Tyler”) is the largest and most established provider of integrated software and technology services focused solely on the public sector. Tyler’s end-to-end solutions empower public sector entities including local, state, provincial and federal government, to operate more efficiently and connect more transparently with their constituents and with each other. By connecting data and processes across disparate systems, Tyler’s solutions transform how clients gain actionable insights that solve problems in their communities.

1.2 Project Goals

This Statement of Work (“SOW”) documents the methodology, implementation stages, activities, and roles and responsibilities, and project scope listed in the Investment Summary of the Agreement between Tyler and the City (collectively the “Project”).

The overall goals of the project are to:

- Successfully implement the contracted scope on time and on budget
- Increase operational efficiencies and empower users to be more productive
- Improve accessibility and responsiveness to external and internal customer needs
- Overcome current challenges and meet future goals
- Providing a single, comprehensive, and integrated solution to manage business functions
- Streamline business processes through automation, integration, and workflows
- Provide a user-friendly user interface to promote system use and productivity
- Eliminate redundant data entry

1.3 Methodology

This is accomplished by the City and Tyler working as a partnership and Tyler utilizing its depth of implementation experience. While each Project is unique, all will follow Tyler’s six-stage methodology. Each of the six stages is comprised of multiple work packages, and each work package includes a narrative description, objectives, tasks, inputs, outputs/deliverables, assumptions, and a responsibility matrix.

Tailored specifically for Tyler’s public sector clients, the project methodology contains Stage Acceptance Control Points throughout each Phase to ensure adherence to scope, budget, timeline controls, effective communications, and quality standards. Clearly defined, the project methodology repeats consistently across Phases, and is scaled to meet the City’s complexity and organizational needs.



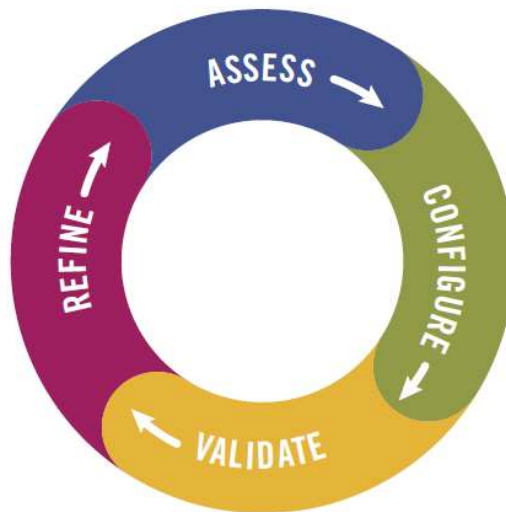
Tyler's Six Stage Project Methodology



The methodology adapts to both single-phase and multiple-phase projects.

To achieve Project success, it is imperative that both the City and Tyler commit to including the necessary leadership and governance. During each stage of the Project, it is expected that the City and Tyler Project teams work collaboratively to complete tasks. An underlying principle of Tyler's Implementation process is to employ an iterative model where the City's business processes are assessed, configured, validated, and refined cyclically in line with the project budget. This approach is used in multiple stages and work packages as illustrated in the graphic below.

Iterative Project Model



The delivery approach is systematic, which reduces variability and mitigates risks to ensure Project success. As illustrated, some stages, along with work packages and tasks, are intended to be overlapping by nature to complete the Project efficiently and effectively.



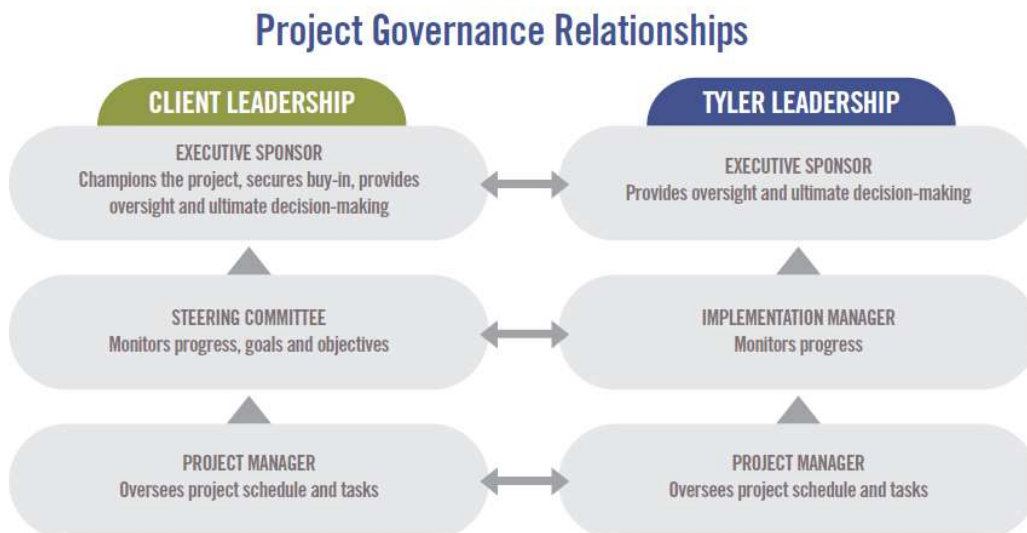
Part 2: Project Foundation

2. Project Governance

Project governance is the management framework within which Project decisions are made. The role of Project governance is to provide a decision-making approach that is logical, robust, and repeatable. This allows organizations to have a structured approach for conducting its daily business in addition to project related activities.

This section outlines the resources required to meet the business needs, objectives, and priorities for the Project, communicate the goals to other Project participants, and provide support and guidance to accomplish these goals. Project governance defines the structure for escalation of issues and risks, Change Control review and authority, and Organizational Change Management activities. Throughout the Statement of Work Tyler has provided RACI Matrices for activities to be completed throughout the implementation which will further outline responsibilities of different roles in each stage. Further refinement of the governance structure, related processes, and specific roles and responsibilities occurs during the Initiate & Plan Stage.

The chart below illustrates an overall team perspective where Tyler and the City collaborate to resolve Project challenges according to defined escalation paths. If project managers do not possess authority to determine a solution, resolve an issue, or mitigate a risk, Tyler implementation management and the City Steering Committee become the escalation points to triage responses prior to escalation to the City and Tyler executive sponsors. As part of the escalation process, each Project governance tier presents recommendations and supporting information to facilitate knowledge transfer and issue resolution. The City and Tyler executive sponsors serve as the final escalation point.



3. Project Scope Control

3.1 Managing Scope and Project Change

Project Management governance principles contend that there are three connected constraints on a Project: budget, timeline, and scope. These constraints, known as the “triple constraints” or project management triangle, define budget in terms of financial cost, labor costs, and other resource costs. Scope is defined as the work performed to deliver a product, service or result with the specified features and functions, while time is simply defined as the schedule. The Triple Constraint theory states that if you change one side of the triangle, the other two sides must be correspondingly adjusted. For example, if the scope of the Project is increased, cost and time to complete will also need to increase. The Project and executive teams will need to remain cognizant of these constraints when making impactful decisions to the Project. A simple illustration of this triangle is included here, showing the connection of each item and their relational impact to the overall Scope.



A pillar of any successful project is the ability to properly manage scope while allowing the appropriate level of flexibility to incorporate approved changes. Scope and changes within the project will be managed using the change control process outlined in the following section.

3.2 Change Control

It may become necessary to change the scope of this Project due to unforeseeable circumstances (e.g., new constraints or opportunities are discovered). This Project is being undertaken with the understanding that Project scope, schedule, and/or cost may need to change to produce optimal results for stakeholders. Changes to contractual requirements will follow the change control process specified in the final contract, and as described below.

3.3 Change Request Management

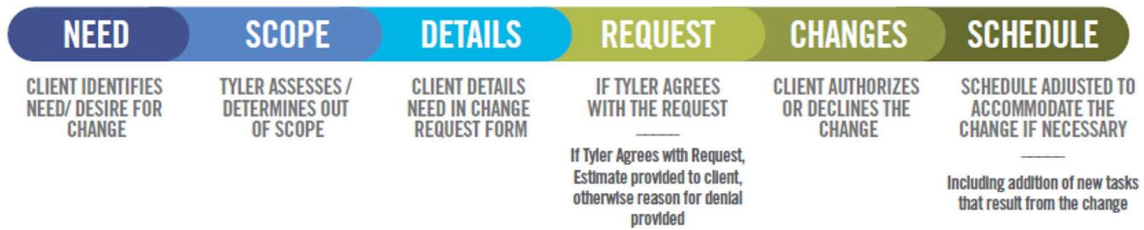
Should the need for a change to Project scope, schedule, and/or cost be identified during the Project, the change will be brought to the attention of the Steering Committee and an assessment of the change will occur. While such changes may result in additional costs and delays relative to the schedule, some changes may result in less cost to the City; for example, the City may decide it no longer needs a deliverable originally defined in the Project. The Change Request will include the following information:



- The nature of the change.
- A good faith estimate of the additional cost or associated savings to the City, if any.
- The timetable for implementing the change.
- The effect on and/or risk to the schedule, resource needs or resource responsibilities.

The City will use its good faith efforts to either approve or disapprove any Change Request within ten (10) Business Days (or other period as mutually agreeable between Tyler and the City). Any changes to the Project scope, budget, or timeline must be documented and approved in writing using a Change Request form. These changes constitute a formal amendment to the Statement of Work and will supersede any conflicting term in the Statement of Work.

Change Request Process



4. Acceptance Process

The implementation of a Project involves many decisions to be made throughout its lifecycle. Decisions will vary from higher level strategy decisions to smaller, detailed Project level decisions. It is critical to the success of the Project that each City office or department designates specific individuals for making decisions on behalf of their offices or departments.

Both Tyler and the City will identify representative project managers. These individuals will represent the interests of all stakeholders and serve as the primary contacts between the two organizations.

The coordination of gaining City feedback and approval on Project deliverables will be critical to the success of the Project. The City project manager will strive to gain deliverable and decision approvals from all authorized City representatives. Given that the designated decision-maker for each department may not always be available, there must be a designated proxy for each decision point in the Project. Assignment of each proxy will be the responsibility of the leadership from each City department. The proxies will be named individuals that have the authorization to make decisions on behalf of their department.

The following process will be used for accepting Deliverables and Control Points:

- The City shall have five (5) business days from the date of delivery, or as otherwise mutually agreed upon by the parties in writing, to accept each Deliverable or Control Point. If the City does not provide acceptance or acknowledgement within five (5) business days, or the otherwise agreed upon timeframe, not to be unreasonably withheld, Tyler deems the Deliverable or Control Point as accepted.
- If the City does not agree the Deliverable or Control Point meets requirements, the City shall notify Tyler project manager(s), in writing, with reasoning within five (5) business days, or the otherwise agreed-upon timeframe, not to be unreasonably withheld, of receipt of the Deliverable.
- Tyler shall address any deficiencies and redeliver the Deliverable or Control Point. The City shall then have two (2) business days from receipt of the redelivered Deliverable or Control Point to accept or again submit written notification of reasons for rejecting the milestone. If the City does not provide acceptance within two (2) business days, or the otherwise agreed upon timeframe, not to be unreasonably withheld, Tyler deems the Deliverable or Control Point as accepted.

5. Roles and Responsibilities

The following defines the roles and responsibilities of each Project resource for the City and Tyler. Roles and responsibilities may not follow the organizational chart or position descriptions at the City, but are roles defined within the Project. It is common for individual resources on both the Tyler and City project teams to fill multiple roles. Similarly, it is common for some roles to be filled by multiple people.

5.1 Tyler Roles & Responsibilities

Tyler assigns a project manager prior to the start of each Phase of the Project (some Projects may only be one Phase in duration). Additional Tyler resources are assigned as the schedule develops and as needs arise.



5.1.1 Tyler Executive Manager

Tyler executive management has indirect involvement with the Project and is part of the Tyler escalation process. This team member offers additional support to the Project team and collaborates with other Tyler department managers as needed to escalate and facilitate implementation Project tasks and decisions.

- Provides clear direction for Tyler staff on executing on the Project Deliverables to align with satisfying the City 's overall organizational strategy.
- Authorizes required Project resources.
- Resolves all decisions and/or issues not resolved at the implementation management level as part of the escalation process.
- Acts as the counterpart to the City 's executive sponsor.

5.1.2 Tyler Implementation Manager

- Tyler implementation management has indirect involvement with the Project and is part of the Tyler escalation process. The Tyler project managers consult implementation management on issues and outstanding decisions critical to the Project. Implementation management works toward a solution with the Tyler Project Manager or with City management as appropriate. Tyler executive management is the escalation point for any issues not resolved at this level.
- Assigns Tyler Project personnel.
- Provides support for the Project team.
- Provides management support for the Project to ensure it is staffed appropriately and staff have necessary resources.
- Monitors Project progress including progress towards agreed upon goals and objectives.

5.1.3 Tyler Project Manager

- The Tyler project manager(s) provides oversight of the Project, coordination of Tyler resources between departments, management of the Project budget and schedule, effective risk, and issue management, and is the primary point of contact for all Project related items. As requested by the City, the Tyler Project Manager provides regular updates to the City Steering Committee and other Tyler governance members. Tyler Project Manager's role includes responsibilities in the following areas:

5.1.3.1 Contract Management

- Validates contract compliance throughout the Project.
- Ensures Deliverables meet contract requirements.
- Acts as primary point of contact for all contract and invoicing questions.
- Prepares and presents contract milestone sign-offs for acceptance by the City project manager(s).
- Coordinates Change Requests, if needed, to ensure proper Scope and budgetary compliance.

5.1.3.2 Planning

- Delivers project planning documents.
- Defines Project tasks and resource requirements.
- Develops initial Project schedule and Project Management Plan.
- Collaborates with the City project manager(s) to plan and schedule Project timelines to achieve on-time implementation.



5.1.3.3 Implementation Management

- Tightly manages Scope and budget of Project to ensure Scope changes and budget planned versus actual are transparent and handled effectively and efficiently.
- Establishes and manages a schedule and Tyler resources that properly support the Project Schedule and are also in balance with Scope/budget.
- Establishes risk/issue tracking/reporting process between the City and Tyler and takes all necessary steps to proactively mitigate these items or communicate with transparency to the City any items that may impact the outcomes of the Project.
- Collaborates with the City's project manager(s) to establish key business drivers and success indicators that will help to govern Project activities and key decisions to ensure a quality outcome of the project.
- Collaborates with the City's project manager(s) to set a routine communication plan that will aide all Project team members, of both the City and Tyler, in understanding the goals, objectives, status, and health of the Project.

5.1.3.4 Resource Management

- Acts as liaison between Project team and Tyler manager(s).
- Identifies and coordinates all Tyler resources across all applications, Phases, and activities including development, forms, installation, reports, implementation, and billing.
- Provides direction and support to Project team.
- Manages the appropriate assignment and timely completion of tasks as defined in the Project Schedule, task list, and Go-Live Checklist.
- Assesses team performance and adjusts as necessary.
- Consulted on in Scope 3rd party providers to align activities with ongoing Project tasks.

5.1.4 Tyler Implementation Consultant

- Completes tasks as assigned by the Tyler project manager(s).
- Documents activities for services performed by Tyler.
- Guides the City through software validation process following configuration.
- Assists during Go-Live process and provides support until the City transitions to Client Services.
- Facilitates training sessions and discussions with the City and Tyler staff to ensure adequate discussion of the appropriate agenda topics during the allotted time.
- May provide conversion review and error resolution assistance.

5.1.5 Tyler Sales

- Supports Sales to Implementation knowledge transfer during Initiate & Plan.
- Provides historical information, as needed, throughout implementation.
- Participates in pricing activities if additional licensing and/or services are needed.

5.1.6 Tyler Technical Services

- Maintains Tyler infrastructure requirements and design document(s).
- Involved in system infrastructure planning/review(s).
- Provides first installation of licensed software with initial database on servers.
- Supports and assists the project team with technical/environmental issues/needs.
- Deploys Tyler products.



5.2 City Roles & Responsibilities

City resources will be assigned prior to the start of each Phase of the Project. One person may be assigned to multiple Project roles.

5.2.1 City Executive Sponsor

The City executive sponsor provides support to the Project by providing strategic direction and communicating key issues about the Project and its overall importance to the organization. When called upon, the executive sponsor also acts as the final authority on all escalated Project issues. The executive sponsor engages in the Project, as needed, to provide necessary support, oversight, guidance, and escalation, but does not participate in day-to-day Project activities. The executive sponsor empowers the City steering committee, project manager(s), and functional leads to make critical business decisions for the City.

- Champions the project at the executive level to secure buy-in.
- Authorizes required project resources.
- Actively participates in organizational change communications.

5.2.2 City Steering Committee

The City steering committee understands and supports the cultural change necessary for the Project and fosters an appreciation for the Project's value throughout the organization. The steering committee oversees the City project manager and Project through participation in regular internal meetings. The City steering committee remains updated on all Project progress, Project decisions, and achievement of Project milestones. The City steering committee also serves as primary level of issue resolution for the Project.

- Works to resolve all decisions and/or issues not resolved at the project manager level as part of the escalation process.
- Attends all scheduled steering committee meetings.
- Provides support for the project team.
- Assists with communicating key project messages throughout the organization.
- Prioritizes the project within the organization.
- Ensures the project staffed appropriately and that staff have necessary resources.
- Monitors project progress including progress towards agreed upon goals and objectives.
- Has the authority to approve or deny changes impacting the following areas:
 - Cost
 - Scope
 - Schedule
 - Project Goals
 - City Policies
 - Needs of other client projects

5.2.3 City Project Manager

The City shall assign project manager(s) prior to the start of this project with overall responsibility and authority to make decisions related to Project Scope, scheduling, and task assignment. The City Project Manager should communicate decisions and commitments to the Tyler project manager(s) in a timely and efficient manner. When the City project manager(s) do not have the knowledge or authority to make decisions, he or she engages the necessary resources to participate in discussions and make decisions in a



timely fashion to avoid Project delays. The City project manager(s) are responsible for reporting to the City steering committee and determining appropriate escalation points.

5.2.3.1 Contract Management

- Validates contract compliance throughout the project.
- Ensures that invoicing and Deliverables meet contract requirements.
- Acts as primary point of contact for all contract and invoicing questions. Collaborates on and approves Change Requests, if needed, to ensure proper scope and budgetary compliance.

5.2.3.2 Planning

- Reviews and accepts project planning documents.
- Defines project tasks and resource requirements for the City project team.
- Collaborates in the development and approval of the project schedule.
- Collaborates with Tyler project manager(s) to plan and schedule project timelines to achieve on-time implementation.

5.2.3.3 Implementation Management

- Tightly manages project budget and scope.
- Collaborates with Tyler project manager(s) to establish a process and approval matrix to ensure that scope changes and budget (planned versus actual) are transparent and handled effectively and efficiently.
- Collaborates with Tyler project manager to establish and manage a schedule and resource plan that properly supports the project schedule as a whole and is also in balance with scope and budget.
- Collaborates with Tyler project manager(s) to establish risk and issue tracking and reporting process between the City and Tyler and takes all necessary steps to proactively mitigate these items or communicate with transparency to Tyler any items that may impact the outcomes of the project.
- Collaborates with Tyler project manager(s) to establish key business drivers and success indicators that will help to govern project activities and key decisions to ensure a quality outcome of the project.
- Routinely communicates with both the City staff and Tyler, aiding in the understanding of goals, objectives, current status, and health of the project by all team members.
- Manages the requirements gathering process and ensure timely and quality business requirements are being provided to Tyler.

5.2.3.4 Resource Management

- Acts as liaison between project team and stakeholders.
- Identifies and coordinates all City resources across all modules, phases, and activities including data conversions, forms design, hardware and software installation, reports building, and satisfying invoices.
- Provides direction and support to project team.
- Builds partnerships among the various stakeholders, negotiating authority to move the project forward.
- Manages the appropriate assignment and timely completion of tasks as defined.
- Assesses team performance and takes corrective action, if needed.
- Provides guidance to City technical teams to ensure appropriate response and collaboration with Tyler Technical Support Teams to ensure timely response and appropriate resolution.
- Owns the relationship with in-Scope 3rd party providers and aligns activities with ongoing project tasks.



- Ensures that users have appropriate access to Tyler project toolsets as required.
- Conducts training on proper use of toolsets.
- Validates completion of required assignments using toolsets.

5.2.4 City Functional Leads

- Makes business process change decisions under time sensitive conditions.
- Communicates existing business processes and procedures to Tyler consultants.
- Assists in identifying business process changes that may require escalation.
- Contributes business process expertise for Current & Future State Analysis.
- Identifies and includes additional subject matter experts to participate in Current & Future State Analysis.
- Validates that necessary skills have been retained by end users.
- Provides End Users with dedicated time to complete required homework tasks.
- Acts as an ambassador/champion of change for the new process and provide business process change support.
- Identifies and communicates any additional training needs or scheduling conflicts to the City project manager.
- Actively participates in all aspects of the implementation, including, but not limited to, the following key activities:
 - Task completion
 - Stakeholder Meeting
 - Project Management Plan development
 - Schedule development
 - Maintenance and monitoring of risk register
 - Escalation of issues
 - Communication with Tyler project team
 - Coordination of City resources
 - Attendance at scheduled sessions
 - Change management activities
 - Modification specification, demonstrations, testing and approval assistance
 - Data analysis assistance
 - Decentralized end user training
 - Process testing
 - Solution Validation

5.2.5 City Power Users

- Participate in project activities as required by the project team and project manager(s).
- Provide subject matter expertise on the City business processes and requirements.
- Act as subject matter experts and attend Current & Future State Analysis sessions as needed.
- Attend all scheduled training sessions.
- Participate in all required post-training processes as needed throughout project.
- Test all application configuration to ensure it satisfies business process requirements.
- Become application experts.
- Participate in Solution Validation.
- Adopt and support changed procedures.
- Complete all deliverables by the due dates defined in the project schedule.
- Demonstrate competency with Tyler products processing prior to Go-live.
- Provide knowledge transfer to the City staff during and after implementation.



- Participate in conversion review and validation.

5.2.6 City End Users

- Attend all scheduled training sessions.
- Become proficient in application functions related to job duties.
- Adopt and utilize changed procedures.
- Complete all deliverables by the due dates defined in the project schedule.
- Utilize software to perform job functions at and beyond Go-live.

5.2.7 City Technical Lead

- Coordinates updates and releases with Tyler as needed.
- Coordinates the copying of source databases to training/testing databases as needed for training days.
- Coordinates and adds new users, printers and other peripherals as needed.
- Validates that all users understand log-on process and have necessary permission for all training sessions.
- Coordinates interface development for City third party interfaces.
- Develops or assists in creating reports as needed.
- Ensures on-site system meets specifications provided by Tyler.
- Assists with software installation as needed.
- Extracts and transmits conversion data and control reports from the City's legacy system per the conversion schedule set forth in the project schedule.
- Client-hosted:
 - Involved in infrastructure planning/review
 - Purchases and sets up client-hosted servers

5.2.7.1 City Upgrade Coordination

- Becomes familiar with the software upgrade process and required steps.
- Becomes familiar with Tyler's releases and updates.
- Utilizes Tyler resources to stay abreast of the latest Tyler releases and updates, as well as the latest helpful tools to manage the City's software upgrade process.
- Assists with the software upgrade process during implementation.
- Manages software upgrade activities post-implementation.
- Manages software upgrade plan activities.
- Coordinates software upgrade plan activities with City and Tyler resources.
- Communicates changes affecting users and department stakeholders.
- Obtains department stakeholder acceptance to upgrade production environment.

5.2.8 City Change Management Lead

- Validates that users receive timely and thorough communication regarding process changes.
- Provides coaching to supervisors to prepare them to support users through the project changes.
- Identifies the impact areas resulting from project activities and develops a plan to address them proactively.
- Identifies areas of resistance and develops a plan to reinforce the change.
- Monitors post-production performance and new process adherence.



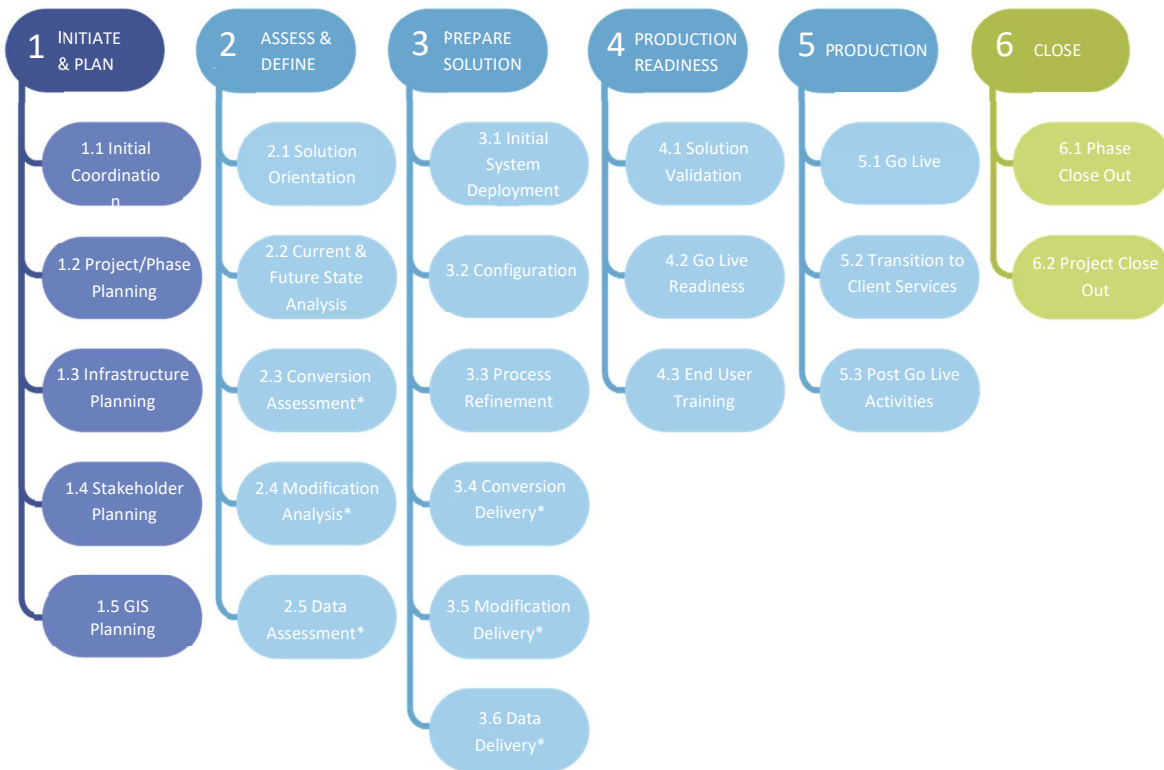
Part 3: Project Plan

6. Project Stages

Work Breakdown Structure

The Work Breakdown Structure (WBS) is a hierarchical representation of a Project or Phase broken down into smaller, more manageable components. The top-level components are called “Stages” and the second level components are called “Work Packages”. The work packages, shown below each stage, contain the high-level work to be done. The detailed Project Schedule, developed during Project/Phase Planning and finalized during subsequent stages, lists the tasks to be completed within each work package. Each stage ends with a “Control Point”, confirming the work performed during that stage of the Project has been accepted by the City.

Work Breakdown Structure (WBS)



**Items noted with an asterisk in the graphic above relate to specific products and services. If those products and services are not included in the scope of the contract, these specific work packages will be noted as “Intentionally Left Blank” in Section 6 of the Statement of Work.*



6.1 Initiate and Plan

The Initiate and Plan stage involves Project initiation, infrastructure, and planning. This stage creates a foundation for the Project by identifying and establishing sequence and timing for each Phase as well as verifying scope for the Project. This stage will be conducted at the onset of the Project, with a few unique items being repeated for the additional Phases as needed.

6.1.1 Initial Coordination

Prior to Project commencement, Tyler management assigns project manager(s). Additional Project resources will be assigned later in the Project as a Project schedule is developed. Tyler provides the City with initial Project documents used to gather names of key personnel, their functional role as it pertains to the Project, as well as any blackout dates to consider for future planning. The City gathers the information requested by the provided deadline ensuring preliminary planning and scheduling can be conducted moving the Project forward in a timely fashion. Internally, the Tyler Project Manager(s) coordinate with sales to ensure transfer of vital information from the sales process prior to scheduling a Project Planning Meeting with the City's team. During this step, Tyler will work with the City to establish the date(s) for the Project and Phase Planning session.

Objectives:

- Formally launch the project.
- Establish project governance.
- Define and communicate governance for Tyler.
- Identify City project team.

STAGE 1	Initial Coordination																
	Tyler							City									
RACI MATRIX KEY: R = Responsible A = Accountable C = Consulted I = Informed	Executive Manager	Implementation Manager	Project Manager	Implementation Consultant	Data Experts	Modification Services	Technical Services	Client Services	Executive Sponsor	Steering Committee	Project Manager	Functional Leads	Change Management Leads	Subject Matter Experts (Power)	Department Heads	End Users	Technical Leads
Tyler project team is assigned	A	R	C	I	I	I	I		I		I						
City project team is assigned									A	I	R	I	I	I			
Provide initial project documents to the City		A	R	C			C		I		I						
Gather preliminary information requested			I						A		R	C		C		C	C
Sales to implementation knowledge transfer		A	R	I	I	I	I				I						
Create Project Portal to store project artifacts and facilitate communication		A	R								I						



Inputs	Contract documents
	Statement of Work

Outputs/Deliverables	Working initial project documents
	Project portal

Work package assumptions:

- Project activities begin after the agreement has been fully executed.

6.1.2 Project/Phase Planning

Project and Phase planning provides an opportunity to review the contract, software, data conversions and services purchased, identify applications to implement in each Phase (if applicable), and discuss implementation timeframes.

During this work package Tyler will work with the City to coordinate and plan a formal Project planning meeting(s). This meeting signifies the start of the Project and should be attended by all City Project team members and the Tyler Project Manager. The meeting provides an opportunity for Tyler to introduce its implementation methodology, terminology, and Project management best practices to the City’s Project Team. This will also present an opportunity for project managers and Project sponsors to begin to discuss Project communication, metrics, status reporting and tools to be used to measure Project progress and manage change.

Tyler will work with the City Project Team to prepare and deliver the Project Management Plan as an output of the planning meeting. This plan will continue to evolve and grow as the Project progresses and will describe how the project will be executed, monitored, and controlled.

During project planning, Tyler will introduce the tools that will be used throughout the implementation. Tyler will familiarize the City with these tools during project planning and make them available for review and maintenance as applicable throughout the project. Some examples are Solution validation plan, issue log, and go-live checklist.

STAGE 1	Project/Phase Planning																
	Tyler								City								
RACI MATRIX KEY: R = Responsible A = Accountable C = Consulted I = Informed	Executive Manager	Implementation Manager	Project Manager	Implementation Consultant	Data Experts	Modification Services	Technical Services	Client Services	Executive Sponsor	Steering Committee	Project Manager	Functional Leads	Change Management Leads	Subject Matter Experts (Power)	Department Heads	End Users	Technical Leads
Schedule and conduct planning session(s)		A	R						I		C	C	I				



Develop Project Management Plan		A	R						I		C	C	I				
Develop initial project schedule		A	R	I	I	I	I		I	I	C	C	I	I	C		I

Inputs	Contract documents
	Statement of Work
	Guide to Starting Your Project

Outputs / Deliverables	Acceptance Criteria [only] for Deliverables
Project Management Plan	Delivery of document
Project Operational Plan	Delivery of document
Initial Project Schedule	City provides acceptance of schedule based on resource availability, project budget, and goals.

Work package assumptions:

- City has reviewed and completed the Guide to Starting Your Project document.

6.1.3 Infrastructure Planning

Procuring required hardware and setting it up properly is a critical part of a successful implementation. This task is especially important on-premise deployment models. In an On-premise deployment, the City will be responsible for the setup of the infrastructure. Tyler will install Licensed Software on application server(s) or train the City to install License Software. The City is responsible for the installation and setup of all peripheral devices.

Objectives:

- Ensure the City’s infrastructure meets Tyler’s application requirements.
- Ensure the City’s infrastructure is scheduled to be in place and available for use on time.

STAGE 1	Infrastructure Planning																
	Tyler							City									
RACI MATRIX KEY: R = Responsible A = Accountable C = Consulted I = Informed	Executive Manager	Implementation Manager	Project Manager	Implementation Consultant	Data Experts	Modification Services	Technical Services	Client Services	Executive Sponsor	Steering Committee	Project Manager	Functional Leads	Change Management Leads	Subject Matter Experts	Department Heads	End Users	Technical Leads
Provide Infrastructure Requirements and Design Document		A	R		C		C				I						I
Initial Infrastructure Meeting		A	R		C		C				C						C



Schedule Installation of All Licensed Software		A	R				C				I						I
Infrastructure Audit		A	R				C				I						C

Work package assumptions:

- The City will maintain environment (or virtual environment) for On-Premise deployments.

Inputs	1. Initial Infrastructure Requirements and Design Document
--------	--

Outputs / Deliverables		Acceptance Criteria [only] for Deliverables
	Completed Infrastructure Requirements	Delivery of Requirements
	Infrastructure Audit	System Passes Audit Criteria

6.1.4 Stakeholder Meeting

Communication of the Project planning outcomes to the City Project team, executives and other key stakeholders is vital to Project success. The Stakeholder meeting is a strategic activity to inform, engage, gain commitment, and instill confidence in the City team. During the meeting, the goals and objectives of the Project will be reviewed along with detail on Project scope, implementation methodology, roles and responsibilities, Project timeline and schedule, and keys to Project success.

Objectives:

- Formally present and communicate the project activities and timeline.
- Communicate project expectations.

STAGE 1	Stakeholder Meeting																
	Tyler							City									
RACI MATRIX KEY: R = Responsible A = Accountable C = Consulted I = Informed	Executive Manager	Implementation Manager	Project Manager	Implementation Consultant	Data Experts	Modification Services	Technical Services	Client Services	Executive Sponsor	Steering Committee	Project Manager	Functional Leads	Change Management Leads	Subject Matter Experts (Power)	Department Heads	End Users	Technical Leads
Create Stakeholder Meeting Presentation	I	A	R	I	I				I	I	C		I				
Review Stakeholder Meeting Presentation		I	C						A		R		C				
Perform Stakeholder Meeting Presentation	I	A	R	I	I				I	I	C	I	I	I	I	I	I

Inputs	Agreement
	SOW



Project Management Plan	
Outputs / Deliverables	Acceptance Criteria [only] for Deliverables
Stakeholder Meeting Presentation	

Work package assumptions:

- None

6.1.5 Intentionally left blank.

6.1.6 Control Point 1: Initiate & Plan Stage Acceptance

Acceptance criteria for this stage includes completion of all criteria listed below.

Note: Advancement to the Assess & Define stage is not dependent upon Tyler’s receipt of this stage acceptance.

Initiate & Plan Stage Deliverables:

- Project Management Plan
- Initial Project Schedule

Initiate & Plan stage acceptance criteria:

- All stage deliverables accepted based on acceptance criteria previously defined
- Project governance defined
- Project portal made available to the City
- Stakeholder meeting complete

6.2 Assess & Define

The Assess & Define stage will provide an opportunity to gather information related to current City business processes. This information will be used to identify and define business processes utilized with Tyler software. The City collaborates with Tyler providing complete and accurate information to Tyler staff and assisting in analysis, understanding current workflows and business processes.

6.2.1 Solution Orientation

The Solution Orientation provides the Project stakeholders a high-level understanding of the solution functionality prior to beginning the current and future state analysis. The primary goal is to establish a foundation for upcoming conversations regarding the design and configuration of the solution.

Tyler utilizes a variety of tools for the Solution Orientation, focusing on City team knowledge transfer such as: eLearning, documentation, or walkthroughs. The City team will gain a better understanding of the major processes and focus on data flow, the connection between configuration options and outcome, integration, and terminology that may be unique to Tyler’s solution.

Objectives:



- Provide a basic understanding of system functionality.
- Prepare the City for current and future state analysis.

STAGE 2	Solution Orientation																
	Tyler							City									
RACI MATRIX KEY: R = Responsible A = Accountable C = Consulted I = Informed	Executive Manager	Implementation Manager	Project Manager	Implementation Consultant	Data Experts	Modification Services	Technical Services	Client Services	Executive Sponsor	Steering Committee	Project Manager	Functional Leads	Change Management Leads	Subject Matter Experts (Power)	Department Heads	End Users	Technical Leads
Provide pre-requisites			A	R							I	I		I	I		I
Complete pre-requisites											A	R		C			C
Conduct orientation			A	R							I	I		I	I		I

Inputs	Solution orientation materials
	Training Plan

6.2.2 Current & Future State Analysis

The Current & Future State Analysis provides the Project stakeholders and Tyler an understanding of process changes that will be achieved with the new system.

The City and Tyler will evaluate current state processes, options within the new software, pros and cons of each based on current or desired state and make decisions about the future state configuration and processing. This may occur before or within the same timeframe as the configuration work package. The options within the new software will be limited to the scope of this implementation and will make use of standard Tyler functionality.

The City will adopt the existing Tyler solution wherever possible to avoid project schedule and quality risk from over customization of Tyler products. It is the City’s responsibility to verify that in-scope requirements are being met throughout the implementation if functional requirements are defined as part of the contract. The following guidelines will be followed when evaluating if a modification to the product is required:

- A reasonable business process change is available.
- Functionality exists which satisfies the requirement.
- Configuration of the application satisfies the requirement.
- An in-scope modification satisfies the requirement.

Requirements that are not met will follow the agreed upon change control process and can have impacts on the project schedule, scope, budget, and resource availability.

STAGE 2	Current & Future State Analysis	
	Tyler	City



RACI MATRIX KEY: R = Responsible A = Accountable C = Consulted I = Informed	Executive Manager	Implementation Manager	Project Manager	Implementation Consultant	Data Experts	Modification Services	Technical Services	Client Services	Executive Sponsor	Steering Committee	Project Manager	Functional Leads	Change Management Leads	Subject Matter Experts (Power)	Department Heads	End Users	Technical Leads
Current State process review			A	R	I	I	I				C	C	C	C			C
Discuss future-state options			A	R	C	C	C				C	C	C	C			C
Make future-state decisions (non-COTS)			C	C	C	C	C				A	R	I	C			C
Document anticipated configuration options required to support future state			A	R	C	C	C				I	I	I	I			I

Inputs	City current state documentation
	Solution Orientation completion

Outputs / Deliverables		Acceptance Criteria [only] for Deliverables
	Documentation that describes future-state decisions and configuration options to support future-state decisions.	Delivery of document

Work package assumptions:

- City attendees possess sufficient knowledge and authority to make future state decisions.
- The City is responsible for any documentation of current state business processes.
- The City can effectively communicate current state processes.

6.2.3 Conversion Assessment

Data Conversions are a major effort in any software implementation. Tyler’s conversion tools facilitate the predictable, repeatable conversion process that is necessary to support a successful transition to the Tyler system. The first step in this process is to perform an assessment of the existing (“legacy”) system(s), to better understand the source data, risks, and options available. Once the data has been analyzed, the plan for data conversion is completed and communicated to the appropriate stakeholders.

Objectives:

- Communicate a common understanding of the project goals with respect to data.
- Ensure complete and accurate source data is available for review/transfer.
- Map the data from the source to the Tyler system.
- Document the data conversion/loading approach.



STAGE 2	Data Conversion Assessment																
	Tyler							City									
RACI MATRIX KEY: R = Responsible A = Accountable C = Consulted I = Informed	Executive Manager	Implementation Manager	Project Manager	Implementation Consultant	Data Experts	Modification Services	Technical Services	Client Services	Executive Sponsor	Steering Committee	Project Manager	Functional Leads	Change Management Leads	Subject Matter Experts (Power)	Department Heads	End Users	Technical Leads
Extract Data from Source Systems			I		C						A						R
Review and Scrub Source Data			I	I	I						A	R		C			I
Build/Update Data Conversion Plan			R	C	C						C	I	I	I			I

Inputs	City Source data
	City Source data Documentation (if available)

Outputs / Deliverables		Acceptance Criteria [only] for Deliverables
	Data Conversion Plan built/updated	City Acceptance of Data Conversion Plan, if Applicable

Work package assumptions:

- Tyler will be provided with data from the Legacy system(s) in a mutually agreed upon format.
- Tyler will work with the City representatives to identify business rules before writing the conversion.
- City subject matter experts and resources most familiar with the current data will be involved in the data conversion planning effort.

6.2.4 Intentionally left blank.

6.2.5 Intentionally left blank.

6.2.6 Control Point 2: Assess & Define Stage Acceptance

Acceptance criteria for this Stage includes completion of all criteria listed below.

Note: Advancement to the Prepare Solution Stage is dependent upon Tyler’s receipt of the Stage Acceptance.

Assess & Define Stage Deliverables:

- Documentation of future state decisions and configuration options to support future state decisions.
- Modification specification document.



- Assess & Define Stage Acceptance Criteria:
- All stage deliverables accepted based on criteria previously defined.
- Solution Orientation is delivered.
- Conversion data extracts are received by Tyler.
- Data conversion plan built.

6.3 Prepare Solution

During the Prepare Solution stage, information gathered during the Initiate & Plan and Assess & Define stages will be used to install and configure the Tyler software solution. Software configuration will be validated by the City against future state decisions defined in previous stages and processes refined as needed to ensure business requirements are met.

6.3.1 Initial System Deployment

The timely availability of the Tyler Solution is important to a successful Project implementation. The success and timeliness of subsequent work packages are contingent upon the initial system deployment of Tyler Licensed Software on an approved network and infrastructure. Delays in executing this work package can affect the project schedule.

Objectives:

- The City’s hardware is available and set up appropriately to meet Tyler’s requirements.
- All licensed software is installed and operational.
- The City can access the software.

STAGE 3	Initial System Deployment (On-Premise)																
	Tyler								City								
RACI MATRIX KEY: R = Responsible A = Accountable C = Consulted I = Informed	Executive Manager	Implementation Manager	Project Manager	Implementation Consultant	Data Experts	Modification Services	Technical Services	Client Services	Executive Sponsor	Steering Committee	Project Manager	Functional Leads	Change Management Leads	Subject Matter Experts (Power)	Department Heads	End Users	Technical Leads
Review Purchased Hardware			A				R				I						C
Setup/Prepare Hardware for Deployment for Included Environments			I				C				A						R
Install Licensed Software with Initial Database on Server(s) for Included Environments			A				R				I						C



Install Licensed Software on City Devices (if applicable)			I				C				A							R
Tyler System Administration Training (if applicable)			A				R				I							C

Inputs	Hardware is Procured and Made Available to Tyler
--------	--

Outputs / Deliverables		Acceptance Criteria [only] for Deliverables
	Licensed Software is Installed on the Server(s)	Software is accessible
	Licensed Software is Installed on City devices (if applicable)	Software is accessible
	Installation Checklist/System Document	System meets prescribed checklist
	Infrastructure Design Document (If Applicable)	

Work package assumptions:

- The most current available version of the Tyler Licensed Software will be installed.
- The City will provide network access for Tyler modules, printers, and Internet access to all applicable City and Tyler Project staff.

On-Premise:

- The City has procured sufficient hardware by the agreed upon timeline.
- The procured hardware and software meets Tyler requirements to ensure sufficient speed and operability of Tyler Licensed Software. Tyler will not support the use of Licensed Software if the City does not meet minimum standards of Tyler’s published specifications.
- The City has in place and keeps up to date all hardware, software, and technical infrastructure necessary to support the solution.

6.3.2 Configuration

The purpose of Configuration is to prepare the software product for validation.

Tyler staff collaborates with the City to complete software configuration based on the outputs of the future state analysis performed during the Assess and Define Stage. The City collaborates with Tyler staff iteratively to validate software configuration.

Objectives:

- Software is ready for validation.
- Educate the City Power User how to configure and maintain software.
- Prepare standard interfaces for process validation (if applicable).

STAGE 3	Configuration	
	Tyler	City



RACI MATRIX KEY: R = Responsible A = Accountable C = Consulted I = Informed	Executive Manager	Implementation Manager	Project Manager	Implementation Consultant	Data Experts	Modification Services	Technical Services	Client Services	Executive Sponsor	Steering Committee	Project Manager	Functional Leads	Change Management Leads	Subject Matter Experts (Power)	Department Heads	End Users	Technical Leads
Conduct configuration training			A	R							I	C		C			
Complete Tyler configuration tasks (where applicable)			A	R							I	I		I			
Complete City configuration tasks (where applicable)			I	C							A	R		C			
Standard interfaces configuration and training (if applicable)			A	R			C				I	C		C			C
Updates to Solution Validation testing plan			C	C							A	R		C			C

Inputs	Documentation that describes future state decisions and configuration options to support future state decisions.
--------	--

Outputs / Deliverables		Acceptance Criteria [only] for Deliverables
	Configured System	

Work package assumptions:

- Tyler provides guidance for configuration options available within the Tyler software. The City is responsible for making decisions when multiple options are available.

6.3.3 Process Refinement

Tyler will educate the City users on how to execute processes in the system to prepare them for the validation of the software. The City collaborates with Tyler staff iteratively to validate software configuration options to support future state.

Objectives:

- Ensure that the City understands future state processes and how to execute the processes in the software.
- Refine each process to meet the business requirements.
- Validate standard interfaces, where applicable.
- Validate forms and reports, where applicable.



STAGE 3	Process Refinement																
	Tyler							City									
RACI MATRIX KEY: R = Responsible A = Accountable C = Consulted I = Informed	Executive Manager	Implementation Manager	Project Manager	Implementation Consultant	Data Experts	Modification Services	Technical Services	Client Services	Executive Sponsor	Steering Committee	Project Manager	Functional Leads	Change Management Leads	Subject Matter Experts (Power)	Department Heads	End Users	Technical Leads
Conduct process training			A	R							I	C	I	C			
Confirm process decisions			I	C					A		R	C	I	C			
Test configuration			I	C							A	R		C			
Refine configuration (City Responsible)			I	C							A	R		C			
Refine configuration (Tyler Responsible)			A	R							I	I		I			
Validate interface process and results			I	C			C				A	R		C			C
Update City-specific process documentation (if applicable)			I	C							A	R		C			
Updates to Solution Validation testing plan			C	C							A	R		C			C

Inputs	Initial Configuration
	Documentation that describes future state decisions and configuration options to support future state decisions.
	Solution validation test plan

Outputs / Deliverables		Acceptance Criteria [only] for Deliverables
	Updated solution validation test plan	
	Completed City-specific process documentation (completed by City)	

Work package assumptions:

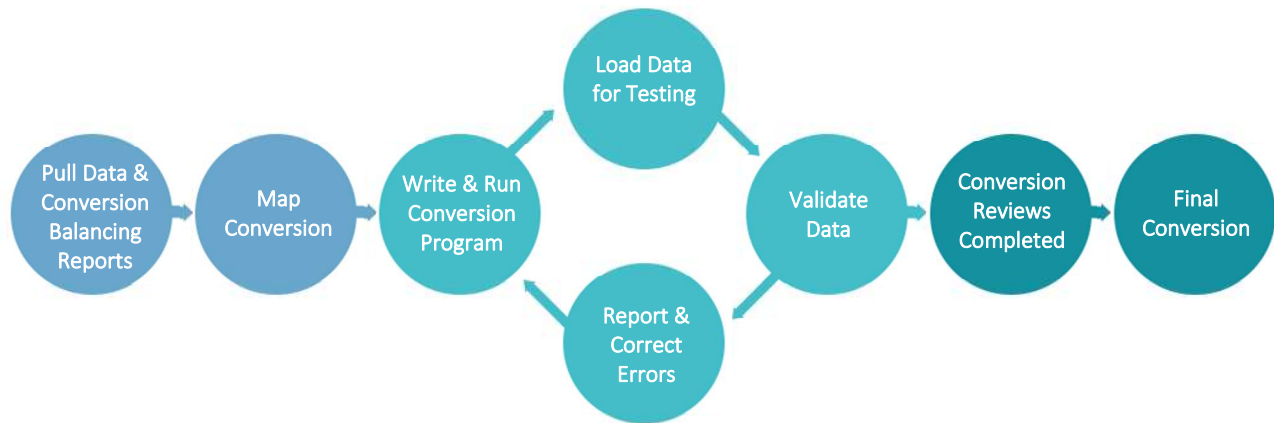
- None



6.3.4 Conversion Delivery

The purpose of this task is to transition the City’s data from their source (“legacy”) system(s) to the Tyler system(s). The data will need to be mapped from the legacy system into the new Tyler system format. A well-executed data conversion is key to a successful cutover to the new system(s).

With guidance from Tyler, the City will review specific data elements within the system and identify / report discrepancies. Iteratively, Tyler will collaborate with the City to address conversion discrepancies. This process will allow for clean, reconciled data to transfer from the source system(s) to the Tyler system(s). Reference Conversion Appendix for additional detail.



Objectives:

- Data is ready for production (Conversion).

STAGE 3	Data Delivery & Conversion																
	Tyler							City									
RACI MATRIX KEY: R = Responsible A = Accountable C = Consulted I = Informed	Executive Manager	Implementation Manager	Project Manager	Implementation Consultant	Data Experts	Modification Services	Technical Services	Client Services	Executive Sponsor	Steering Committee	Project Manager	Functional Leads	Change Management Leads	Subject Matter Experts (Power Users)	Department Heads	End Users	Technical Leads
Provide data crosswalks/code mapping tool			A	C	R						I	I		I			
Populate data crosswalks/code mapping tool			I	C	C						A	R		C			



Iterations: Conversion Development			A	C	R							I						I
Iterations: Deliver converted data			A		R			I				I						I
Iterations: Proof/Review data and reconcile to source system			C	C	C						A	R			C			C

Inputs	
	Data Conversion Plan
	Configuration

Outputs / Deliverables		Acceptance Criteria [only] for Deliverables
	Code Mapping Complete / Validated	
	Conversion Iterations / Reviews Complete	Conversion complete, verified, and ready for final pass

Work package assumptions:

- The City will provide a single file layout per source system as identified in the investment summary.
- The City subject matter experts and resources most familiar with the current data will be involved in the data conversion effort.
- The City project team will be responsible for completing the code mapping activity, with assistance from Tyler.

6.3.5 Intentionally left blank.

6.3.6 Intentionally left blank.

6.3.7 Control Point 3: Prepare Solution Stage Acceptance

Acceptance criteria for this Stage includes all criteria listed below in each Work Package.

Note: Advancement to the Production Readiness Stage is dependent upon Tyler’s receipt of the Stage Acceptance.

Prepare Solution Stage Deliverables:

- Licensed software is installed.
- Installation checklist/system document.
- Conversion iterations and reviews complete.

Prepare Solution Stage Acceptance Criteria:

- All stage deliverables accepted based on criteria previously defined.
- Software is configured.



- Solution validation test plan has been reviewed and updated if needed.

6.4 Production Readiness

Activities in the Production Readiness stage will prepare the City team for go-live through solution validation, the development of a detailed go-live plan and end user training. A readiness assessment will be conducted with the City to review the status of the project and the organizations readiness for go-live.

6.4.1 Solution Validation

Solution Validation is the end-to-end software testing activity to ensure that the City verifies all aspects of the Project (hardware, configuration, business processes, etc.) are functioning properly, and validates that all features and functions per the contract have been deployed for system use.

Objectives:

- Validate that the solution performs as indicated in the solution validation plan.
- Ensure the City organization is ready to move forward with go-live and training (if applicable).

STAGE 4	Solution Validation																
	Tyler							City									
RACI MATRIX KEY: R = Responsible A = Accountable C = Consulted I = Informed	Executive Manager	Implementation Manager	Project Manager	Implementation Consultant	Data Experts	Modification Services	Technical Services	Client Services	Executive Sponsor	Steering Committee	Project Manager	Functional Leads	Change Management Leads	Subject Matter Experts (Power)	Department Heads	End Users	Technical Leads
Update Solution Validation plan			A	R	C						C	C		C			
Update test scripts (as applicable)			C	C	C						A	R		C			
Perform testing			C	C	C						A	R		C			
Document issues from testing			C	C	C						A	R		C			
Perform required follow-up on issues			A	R	C						C	C		C			

Inputs	Solution Validation plan
	Completed work product from prior stages (configuration, business process, etc.)

Outputs / Deliverables		Acceptance Criteria [only] for Deliverables
	Solution Validation Report	City updates report with testing results

Work package assumptions:



- Designated testing environment has been established.
- Testing includes current phase activities or deliverables only.

6.4.2 Go-Live Readiness

Tyler and the City will ensure that all requirements defined in Project planning have been completed and the Go-Live event can occur, as planned. A go-live readiness assessment will be completed identifying risks or actions items to be addressed to ensure the City has considered its ability to successfully Go-Live. Issues and concerns will be discussed, and mitigation options documented. Tyler and the City will jointly agree to move forward with transition to production. Expectations for final preparation and critical dates for the weeks leading into and during the Go-Live week will be planned in detail and communicated to Project teams.

Objectives:

- Action plan for go-live established.
- Assess go-live readiness.
- Stakeholders informed of go-live activities.

STAGE 4	Go-Live Readiness																
	Tyler								City								
RACI MATRIX KEY: R = Responsible A = Accountable C = Consulted I = Informed	Executive Manager	Implementation Manager	Project Manager	Implementation Consultant	Data Experts	Modification Services	Technical Services	Client Services	Executive Sponsor	Steering Committee	Project Manager	Functional Leads	Change Management Leads	Subject Matter Experts (Power)	Department Heads	End Users	Technical Leads
Perform Readiness Assessment	I	A	R	C	C	I	C	I	I	I	I		I				I
Conduct Go-Live planning session		A	R	C							C	C	C	C	C		C
Order peripheral hardware (if applicable)			I							A	R						C
Confirm procedures for Go-Live issue reporting & resolution		A	R	I	I	I	I				C	C	I	I	I	I	I
Develop Go-Live checklist		A	R	C	C						C	C	I	C			C
Final system infrastructure review (where applicable)			A				R				C						C

Inputs	Future state decisions
	Go-live checklist

Outputs / Deliverables		Acceptance Criteria [only] for Deliverables
	Updated go-live checklist	Updated Action plan and Checklist for go-live delivered to the City



Work package assumptions:

- None

6.4.3 End User Training

End User Training is a critical part of any successful software implementation. Using a training plan previously reviewed and approved, the Project team will organize and initiate the training activities.

Tyler Led: Tyler provides training for all applicable users. One or multiple occurrences of each scheduled training or implementation topic will be covered.

Tyler will provide standard application documentation for the general use of the software. It is not Tyler’s responsibility to develop City specific business process documentation. City-led training labs using City specific business process documentation if created by the City can be added to the regular training curriculum, enhancing the training experiences of the end users.

Objectives:

- End users are trained on how to use the software prior to go-live.
- The City is prepared for on-going training and support of the application.

STAGE 4	End User Training																
	Tyler							City									
RACI MATRIX KEY: R = Responsible A = Accountable C = Consulted I = Informed	Executive Manager	Implementation Manager	Project Manager	Implementation Consultant	Data Experts	Modification Services	Technical Services	Client Services	Executive Sponsor	Steering Committee	Project Manager	Functional Leads	Change Management Leads	Subject Matter Experts (Power)	Department Heads	End Users	Technical Leads
Update training plan		A	R	C							C		I		C		
End User training (Tyler-led)		A	R	C							C	C	I	C	C	C	
Train-the-trainer		A	R	C							C	C	I	C			
End User training (City-led)			C	C							A	R	I	C	C	C	

Inputs	Training Plan
	List of End Users and their Roles / Job Duties
	Configured Tyler System

Outputs / Deliverables		Acceptance Criteria [only] for Deliverables
	End User Training	City signoff that training was delivered

Work package assumptions:



- The City project team will work with Tyler to jointly develop a training curriculum that identifies the size, makeup, and subject-area of each of the training classes.
- Tyler will work with the City as much as possible to provide end-user training in a manner that minimizes the impact to the daily operations of City departments.
- The City will be responsible for training new users after go-live (exception—previously planned or regular training offerings by Tyler).

6.4.4 Control Point 4: Production Readiness Stage Acceptance

Acceptance criteria for this stage includes all criteria listed below. Advancement to the Production stage is dependent upon Tyler’s receipt of the stage acceptance.

Production Readiness stage deliverables:

- Solution Validation Report.
- Update go-live action plan and/or checklist.
- End user training.

Production Readiness stage acceptance criteria:

- All stage deliverables accepted based on criteria previously defined.
- Go-Live planning session conducted.

6.5 Production

Following end user training the production system will be fully enabled and made ready for daily operational use as of the scheduled date. Tyler and the City will follow the comprehensive action plan laid out during Go-Live Readiness to support go-live activities and minimize risk to the Project during go-live. Following go-live, Tyler will work with the City to verify that implementation work is concluded, post go-live activities are scheduled, and the transition to Client Services is complete for long-term operations and maintenance of the Tyler software.

6.5.1 Go-Live

Following the action plan for Go-Live, defined in the Production Readiness stage, the City and Tyler will complete work assigned to prepare for Go-Live.

The City provides final data extract and Reports from the Legacy System for data conversion and Tyler executes final conversion iteration, if applicable. If defined in the action plan, the City manually enters any data added to the Legacy System after final data extract into the Tyler system.

Tyler staff collaborates with the City during Go-Live activities. The City transitions to Tyler software for day-to-day business processing.

Some training topics are better addressed following Go-Live when additional data is available in the system or based on timing of applicable business processes and will be scheduled following Go-Live per the Project Schedule.

Objectives:

- Execute day to day processing in Tyler software.



- City data available in Production environment.

STAGE 5	Go-Live																
	Tyler							City									
RACI MATRIX KEY: R = Responsible A = Accountable C = Consulted I = Informed	Executive Manager	Implementation Manager	Project Manager	Implementation Consultant	Data Experts	Modification Services	Technical Services	Client Services	Executive Sponsor	Steering Committee	Project Manager	Functional Leads	Change Management Leads	Subject Matter Experts (Power)	Department Heads	End Users	Technical Leads
Provide final source data extract, if applicable			C		C						A						R
Final source data pushed into production environment, if applicable			A	C	R						I	C		C			C
Proof final converted data, if applicable			C	C	C						A	R		C			
Complete Go-Live activities as defined in the Go-Live action plan			C	C	C					A	R	C	I	C			
Provide Go-Live assistance			A	R	C	C		I			C	C	I	C		I	C

Inputs	Comprehensive Action Plan for Go-Live
	Final source data (if applicable)

Outputs / Deliverables		Acceptance Criteria [only] for Deliverables
	Data is available in production environment	City confirms data is available in production environment

Work package assumptions:

- The City will complete activities documented in the action plan for Go-Live as scheduled.
- External stakeholders will be available to assist in supporting the interfaces associated with the Go-Live live process.
- The City business processes required for Go-Live are fully documented and tested.
- The City Project team and subject matter experts are the primary point of contact for the end users when reporting issues during Go-Live.
- The City Project Team and Power User’s provide business process context to the end users during Go-Live.
- The Tyler Go-Live support team is available to consult with the City teams as necessary.
- The Tyler Go-Live support team provides standard functionality responses, which may not be tailored to the local business processes.



6.5.2 Transition to Client Services

This work package signals the conclusion of implementation activities for the Phase or Project with the exception of agreed-upon post Go-Live activities. The Tyler project manager(s) schedules a formal transition of the City onto the Tyler Client Services team, who provides the City with assistance following Go-Live, officially transitioning the City to operations and maintenance.

Objectives:

- Ensure no critical issues remain for the project teams to resolve.
- Confirm proper knowledge transfer to the City teams for key processes and subject areas.

STAGE 5	Transition to Client Services																
	Tyler							City									
RACI MATRIX KEY: R = Responsible A = Accountable C = Consulted I = Informed	Executive Manager	Implementation Manager	Project Manager	Implementation Consultant	Data Experts	Modification Services	Technical Services	Client Services	Executive Sponsor	Steering Committee	Project Manager	Functional Leads	Change Management Leads	Subject Matter Experts (Power)	Department Heads	End Users	Technical Leads
Transfer City to Client Services and review issue reporting and resolution processes	I	I	A	I	I			R	I	I	C	C		C			
Review long term maintenance and continuous improvement			A					R			C	C		C			

Inputs	Open item/issues List
--------	-----------------------

Outputs / Deliverables		Acceptance Criteria [only] for Deliverables
	Client Services Support Document	

Work package assumptions:

- No material project issues remain without assignment and plan.

6.5.3 Post Go-Live Activities

Some implementation activities are provided post-production due to the timing of business processes, the requirement of actual production data to complete the activities, or the requirement of the system being used in a live production state.

Objectives:



- Schedule activities that are planned for after Go-Live.
- Ensure issues have been resolved or are planned for resolution before phase or project close.

STAGE 5	Post Go-Live Activities																
	Tyler								City								
RACI MATRIX KEY: R = Responsible A = Accountable C = Consulted I = Informed	Executive Manager	Implementation Manager	Project Manager	Implementation Consultant	Data Experts	Modification Services	Technical Services	Client Services	Executive Sponsor	Steering Committee	Project Manager	Functional Leads	Change Management Leads	Subject Matter Experts (Power)	Department Heads	End Users	Technical Leads
Schedule contracted activities that are planned for delivery after go-live		A	R	C	C	C	C	I			C	C	I	C			C
Determine resolution plan in preparation for phase or project close out		A	R	C	C	C		I			C	C	I	C			

Inputs	List of post Go-Live activities
--------	---------------------------------

Outputs / Deliverables		Acceptance Criteria [only] for Deliverables
	Updated issues log	

Work package assumptions:

- System is being used in a live production state.

6.5.4 Control Point 5: Production Stage Acceptance

Acceptance criteria for this Stage includes completion of all criteria listed below:

- Advancement to the Close stage is not dependent upon Tyler’s receipt of this Stage Acceptance.
- Converted data is available in production environment.

Production Stage Acceptance Criteria:

- All stage deliverables accepted based on criteria previously defined.
- Go-Live activities defined in the Go-Live action plan completed.
- Client services support document is provided.



6.6 Close

The Close stage signifies full implementation of all products purchased and encompassed in the Phase or Project. The City transitions to the next cycle of their relationship with Tyler (next Phase of implementation or long-term relationship with Tyler Client Services).

6.6.1 Phase Closeout

This work package represents Phase completion and signals the conclusion of implementation activities for the Phase. The Tyler Client Services team will assume ongoing support of the City for systems implemented in the Phase.

Objectives:

- Agreement from Tyler and the City teams that activities within this phase are complete.

STAGE 6	Phase Close Out																
	Tyler							City									
RACI MATRIX KEY: R = Responsible A = Accountable C = Consulted I = Informed	Executive Manager	Implementation Manager	Project Manager	Implementation Consultant	Data Experts	Modification Services	Technical Services	Client Services	Executive Sponsor	Steering Committee	Project Manager	Functional Leads	Change Management Leads	Subject Matter Experts (Power)	Department Heads	End Users	Technical Leads
Reconcile project budget and status of contract Deliverables	I	A	R						I	I	C						
Hold post phase review meeting		A	R	C	C	C	C				C	C	C	C			C
Release phase-dependent Tyler project resources	A	R	I								I						

Participants	Tyler	City
	Project Leadership	Project Manager
	Project Manager	Project Sponsor(s)
	Implementation Consultants	Functional Leads, Power Users, Technical Leads
	Technical Consultants (Conversion, Deployment, Development)	
	Client Services	

Inputs	
	Contract
	Statement of Work
	Project artifacts



Outputs / Deliverables		Acceptance Criteria [only] for Deliverables
	Final action plan (for outstanding items)	
	Reconciliation Report	
	Post Phase Review	

Work package assumptions:

- Tyler deliverables for the phase have been completed.

6.6.2 Project Closeout

Completion of this work package signifies final acceptance and formal closing of the Project.

At this time the City may choose to begin working with Client Services to look at continuous improvement Projects, building on the completed solution.

Objectives:

- Confirm no critical issues remain for the project teams to resolve.
- Determine proper knowledge transfer to the City teams for key processes and subject areas has occurred.
- Verify all deliverables included in the Agreement are delivered.

STAGE 6	Project Close Out																
	Tyler							City									
RACI MATRIX KEY: R = Responsible A = Accountable C = Consulted I = Informed	Executive Manager	Implementation Manager	Project Manager	Implementation Consultant	Data Experts	Modification Services	Technical Services	Client Services	Executive Sponsor	Steering Committee	Project Manager	Functional Leads	Change Management Leads	Subject Matter Experts (Power)	Department Heads	End Users	Technical Leads
Conduct post project review		A	R	C	C	C	C				C	C	C	C			C
Deliver post project report to City and Tyler leadership	I	A	R						I	I	C						
Release Tyler project resources	A	R	I								I						

Inputs	Contract
	Statement of Work

Outputs / Deliverables		Acceptance Criteria [only] for Deliverables
------------------------	--	---



	Post Project Report	City acceptance; Completed report indicating all project Deliverables and milestones have been completed
--	---------------------	--

Work package assumptions:

- All project implementation activities have been completed and approved.
- No critical project issues remain that have not been documented and assigned.
- Final project budget has been reconciled and invoiced.
- All Tyler deliverables have been completed.

6.6.3 Control Point 6: Close Stage Acceptance

Acceptance criteria for this Stage includes completion of all criteria listed below.

Close Stage Deliverables:

- Post Project Report.

Close Stage Acceptance Criteria:

- Completed report indicating all Project deliverables and milestones have been completed.

7. General Assumptions

Tyler and the City will use this SOW as a guide for managing the implementation of the Tyler Project as provided and described in the Agreement. There are a few assumptions which, when acknowledged and adhered to, will support a successful implementation. Assumptions related to specific work packages are documented throughout the SOW. Included here are general assumptions which should be considered throughout the overall implementation process.

7.1 Project

- Project activities will begin after the Agreement has been fully executed.
- The City Project Team will complete their necessary assignments in a mutually agreed upon timeframe to meet the scheduled go-live date, as outlined in the Project Schedule.
- Sessions will be scheduled and conducted at a mutually agreeable time.
- Additional services, software modules and modifications not described in the SOW or Agreement will be considered a change to this Project and will require a Change Request Form as previously referenced in the definition of the Change Control Process.
- Tyler will provide a written agenda and notice of any prerequisites to the City project manager(s) ten (10) business days or as otherwise mutually agreed upon time frame prior to any scheduled on-site or remote sessions, as applicable.
- Tyler will provide guidance for configuration and processing options available within the Tyler software. If multiple options are presented by Tyler, the City is responsible for making decisions based on the options available.
- Implementation of new software may require changes to existing processes, both business and technical, requiring the City to make process changes.



- The City is responsible for defining, documenting, and implementing their policies that result from any business process changes.

7.2 Organizational Change Management

Unless otherwise contracted by Tyler, City is responsible for managing Organizational Change. Impacted City resources will need consistent coaching and reassurance from their leadership team to embrace and accept the changes being imposed by the move to new software. An important part of change is ensuring that impacted City resources understand the value of the change, and why they are being asked to change.

7.3 Resources and Scheduling

- City resources will participate in scheduled activities as assigned in the Project Schedule.
- The City team will complete prerequisites prior to applicable scheduled activities. Failure to do so may affect the schedule.
- Tyler and the City will provide resources to support the efforts to complete the Project as scheduled and within the constraints of the Project budget.
- Abbreviated timelines and overlapped Phases require sufficient resources to complete all required work as scheduled.
- Changes to the Project Schedule, availability of resources or changes in Scope will be requested through a Change Request. Impacts to the triple constraints (scope, budget, and schedule) will be assessed and documented as part of the change control process.
- The City will ensure assigned resources will follow the change control process and possess the required business knowledge to complete their assigned tasks successfully. Should there be a change in resources, the replacement resource should have a comparable level of availability, change control process buy-in, and knowledge.
- The City makes timely Project related decisions to achieve scheduled due dates on tasks and prepare for subsequent training sessions. Failure to do so may affect the schedule, as each analysis and implementation session is dependent on the decisions made in prior sessions.
- The City will respond to information requests in a comprehensive and timely manner, in accordance with the Project Schedule.
- The City will provide adequate meeting space or facilities, including appropriate system connectivity, to the project teams including Tyler team members.
- For on-site visits, Tyler will identify a travel schedule that balances the needs of the project and the employee.

7.4 Data

- Data will be converted as provided and Tyler will not create data that does not exist.
- The City is responsible for the quality of legacy data and for cleaning or scrubbing erroneous legacy data.
- Tyler will work closely with the City representatives to identify business rules before writing the conversion. The City must confirm that all known data mapping from source to target have been identified and documented before Tyler writes the conversion.
- All in-scope source data is in data extract(s).
- Each legacy system data file submitted for conversion includes all associated records in a single approved file layout.



- The City will provide the legacy system data extract in the same format for each iteration unless changes are mutually agreed upon in advance. If not, negative impacts to the schedule, budget and resource availability may occur and/or data in the new system may be incorrect.
- The City Project Team is responsible for reviewing the converted data and reporting issues during each iteration, with assistance from Tyler.
- The City is responsible for providing or entering test data (e.g., data for training, testing interfaces, etc.)

7.5 Facilities

- The City will provide dedicated space for Tyler staff to work with City resources for both on-site and remote sessions. If Phases overlap, City will provide multiple training facilities to allow for independent sessions scheduling without conflict.
- The City will provide staff with a location to practice what they have learned without distraction.



8. Glossary

Word or Term	Definition
Acceptance	Confirming that the output or deliverable is suitable and conforms to the agreed upon criteria.
Accountable	The one who ultimately ensures a task or deliverable is completed; the one who ensures the prerequisites of the task are met and who delegates the work to those responsible. [Also see RACI]
Application	A computer program designed to perform a group of coordinated functions, tasks, or activities for the benefit of the user.
Application Programming Interface (API)	A defined set of tools/methods to pass data to and received data from Tyler software products
Agreement	This executed legal contract that defines the products and services to be implemented or performed.
Business Process	The practices, policy, procedure, guidelines, or functionality that the client uses to complete a specific job function.
Business Requirements Document	A specification document used to describe Client requirements for contracted software modifications.
Change Request	A form used as part of the Change Control process whereby changes in the scope of work, timeline, resources, and/or budget are documented and agreed upon by participating parties.
Change Management	Guides how we prepare, equip and support individuals to successfully adopt change in order to drive organizational success & outcomes
Code Mapping [where applicable]	An activity that occurs during the data conversion process whereby users equate data (field level) values from the old system to the values available in the new system. These may be one to one or many to one. Example: Old System [Field = eye color] [values = BL, Blu, Blue] maps to New Tyler System [Field = Eye Color] [value = Blue].
Consulted	Those whose opinions are sought, typically subject matter experts, and with whom there is two-way communication. [Also see RACI]
Control Point	This activity occurs at the end of each stage and serves as a formal and intentional opportunity to review stage deliverables and required acceptance criteria for the stage have been met.
Data Mapping [where applicable]	The activity determining and documenting where data from the legacy system will be placed in the new system; this typically involves prior data analysis to understand how the data is currently used in the legacy system and how it will be used in the new system.
Deliverable	A verifiable document or service produced as part of the Project, as defined in the work packages.
Go-Live	The point in time when the Client is using the Tyler software to conduct daily operations in Production.
Informed	Those who are kept up-to-date on progress, often only on completion of the task or deliverable, and with whom there is just one-way communication. [Also see RACI]



Infrastructure	The composite hardware, network resources and services required for the existence, operation, and management of the Tyler software.
Interface	A connection to and potential exchange of data with an external system or application. Interfaces may be one way, with data leaving the Tyler system to another system or data entering Tyler from another system, or they may be bi-directional with data both leaving and entering Tyler and another system.
Integration	A standard exchange or sharing of common data within the Tyler system or between Tyler applications
Legacy System	The software from which a client is converting.
Modification	Custom enhancement of Tyler’s existing software to provide features or functions to meet individual client requirements documented within the scope of the Agreement.
On-site	Indicates the work location is at one or more of the client’s physical office or work environments.
Organizational Change	The process of changing an organization's strategies, processes, procedures, technologies, and culture, as well as the effect of such changes on the organization.
Output	A product, result or service generated by a process.
Peripheral devices	An auxiliary device that connects to and works with the computer in some way. Some examples: scanner, digital camera, printer.
Phase	A portion of the Project in which specific set of related applications are typically implemented. Phases each have an independent start, Go-Live and closure dates but use the same Implementation Plans as other Phases of the Project. Phases may overlap or be sequential and may have different Tyler resources assigned.
Project	The delivery of the software and services per the agreement and the Statement of Work. A Project may be broken down into multiple Phases.
RACI	A matrix describing the level of participation by various roles in completing tasks or Deliverables for a Project or process. Individuals or groups are assigned one and only one of the following roles for a given task: Responsible (R), Accountable (A), Consulted (C), or Informed (I).
Remote	Indicates the work location is at one or more of Tyler’s physical offices or work environments.
Responsible	Those who ensure a task is completed, either by themselves or delegating to another resource. [Also see RACI]
Scope	Products and services that are included in the Agreement.



Solution	The implementation of the contracted software product(s) resulting in the connected system allowing users to meet Project goals and gain anticipated efficiencies.
Stage	The top-level components of the WBS. Each Stage is repeated for individual Phases of the Project.
Standard	Software functionality that is included in the base software (off-the-shelf) package; is not customized or modified.
Statement of Work (SOW)	Document which will provide supporting detail to the Agreement defining Project-specific activities, services, and Deliverables.
System	The collective group of software and hardware that is used by the organization to conduct business.
Test Scripts	The steps or sequence of steps that will be used to validate or confirm a piece of functionality, configuration, enhancement, or Use Case Scenario.
Training Plan	Document(s) that indicate how and when users of the system will be trained relevant to their role in the implementation or use of the system.
Validation (or to validate)	The process of testing and approving that a specific Deliverable, process, program, or product is working as expected.
Work Breakdown Structure (WBS)	A hierarchical representation of a Project or Phase broken down into smaller, more manageable components.
Work Package	A group of related tasks within a project.



Part 4: Appendices

9. Conversion

9.1 Tax-Wise Conversion Summary

This document is a summary of what is included in the standard conversion for Tyler Technologies Tax-Wise Suite. Items not listed below are generally assumed to not be eligible for electronic data conversion with Tax-Wise.

9.1.1 Tax Assessment Data

Eligible Conversion Items Include. Data can be provided for all tax years available.

- Parcel Summary Data
- Status
- Tax Type (Real Estate, Mobile Home, etc.)
- Taxing Jurisdictions
- Bank Code (if applicable)
- Bankrupt Status
- Redacted parcels
- Data Notes
- Parcel Ownership Information
- Name
- Name Type
- Address (Up to 3 lines)
- City, State, Zip
- Identify who the bill is mailed to
- Ownership %
- Veteran Credit Applies?
- Veteran Credit %
- Homestead Credit Applies?
- Homestead Credit Income?
- Legal description of property
- Property Address
- Section / Township / Range / Lot / Block / Sub Division
- GEO Pin#
- Legal Description (Unlimited)
- Mobile Home Info
 - Year / Make / Model / Title No. / Park / Space
- Condo Info
 - Building / Unit #
- Special Charge Information
- Code



- Description
- Charge Amount
- Value Amounts
- Assessment Code (Ag Land / Residential Improvements, etc.)
- Market / True & Full Value
- Assessed Value
- Taxable Value

**This is a list of what is possible to convert; the City is responsible for notifying Tyler of which pieces of data they have in their system to be converted. Data can be provided for all tax years available.

9.1.2 Mobile Home Depreciation Data

Eligible Conversion Items Include. Data can be provided for all tax years available.

- Grade Table
- % Good Factor Table
- Length
- Width
- Identify as Single Wide or Double Wide
- Shed(s) Sq footage
- Patios(s) Sq footage
- Addition(s) Sq footage

**This is a list of what is possible to convert; the City is responsible for notifying Tyler of which pieces of data they have in their system to be converted. Data can be provided for all tax years available.

9.1.3 Tax Billing Data

Eligible Conversion Items Include. Data can be provided for all tax years available.

- Levy Tables (mill amounts)
- Tax Billing Records
- Tax Payment Records
- Protested Records

**This is a list of what is possible to convert; the City is responsible for notifying Tyler of which pieces of data they have in their system to be converted. Data can be provided for all tax years available.



10. Scope of Customization and Work

1. Ensure that the Orion complete and partial download files will work for the city. At the moment, I believe it will fail because the county# in the file must match the county# in Tax-Wise, which it would not. Might need to add a new field in TA/os to signify that this is a city in county 3. I'm not sure how I will do this at the moment.

I pull ORION records that are identified in the Property table record Levy_CoutnyNameForDist.

```
dbo.Property.Levy_CountyNameForDist IN ('2', '23', '52', '23T5', '2T3A', '2T4', '2T5', '2U', '3C', '8C')
```

- a. The idea is that they would roll their tax year from 2023 to 2024, then when the county receives their Orion complete download, they could also receive a copy of it either from the county or just from MT DOR.
 - b. We would probably want to add a field to the levy district table that marks a levy district as one that the city is interested in receiving information for. They don't really need anything outside the city. *We do have a handful of properties that are outside of city limits but are included in a light district.*
 - c. The acre amounts from Orion will probably need to be converted to square feet in the import. *You can bring in acres if you want, but we will want to import what we have as square footage on a property from our current database. We will then maintain this manually.*
2. Ensure that the database dump and load procedure will work for the city if that is the route they wish to go. Utilizing the process in #1 would be far better and faster, which would allow them to run it more often, giving them much more current data. *Option 1 is preferred.*
 - a. When this is imported into the city, utilize the field we created in ta/ftl in 1. b. above to determine whether the city is accepting this data or not.
 - b. I believe this is how Great Falls gets their data and they only do it once a year, early in September after the values have been certified. *We would need this more frequently. We need the ability to send SID notices out to current owners. Could do this monthly or quarterly.*
 3. Their light districts and park districts appear to me that we can calculate those with no changes, just setup a rule to calculate the amount.
 - a. The light districts are a Rate * Qty, so the rule just needs to be able to get the quantity if it has changed. *Qty = Square Footage*
 - b. The park districts are a Mill * Taxable, so just a rule. It was mentioned that these are likely sunseting in 2024. *PD01 (park district) is a rate * taxable. PMDs are separate from the park district. They are calculated by sqft (or by lot) * rate.*
 4. The street maintenance districts are going to take a little work.
 - a. Create the ability in the class code table to mark a class code as residential, commercial, or governmental. Field exists (subtype) and is in use in ND and WY. Make available to MT (maybe City of Billings only?), or for county#'s greater than 56?
 - b. Create a rule that allows the use of the subtype field for calculating amounts.
 - c. *Street Maintenance 2 assessment codes can change from year to year based on the Property type (res/com/gov) and whether it is vacant or not. This information is pulled from ORION data. They are capped at a maximum assessment.*



Current Street Maintenance 2 codes:

QSC2 = Commercial Development

QSGC = Governmental Developed Cap

QSRC = Residential Developed Cap

QSRG = Res/Gov Developed

QSVC = Vacant Commercial Cap

QSVR = Vacant Res/Gov Cap

QSV2 = Vacant

We could potentially pull the Res/Com/Gov code and Vacant code into a spreadsheet and filter to get the right code and import the code into the system.

Current Street Maintenance 1 code is QST1. We currently have each parcel that lives in Street Maintenance 1 identified and manually maintain this.

These codes go across to the county as BS#1 and BS#2. We can decide whether to bring it across as a more generic code or the more detailed code.

Property owners that are in St Mt 1 get both a St Mt 1 and St Mt 2 assessment.

This information is from the resolution on how Street Maintenance assessments are calculated.



11. Project Timeline

11.1 ERP Pro TaxWise Timeline



ID	Task Name	M-1	M1	M2	M3	M4	M5	M6	M7	M8	M9	M10	M11	M12	M13	M14	M15	M16	
	Sample Implementation Timeline																		
	Stage 1: Initiate and Plan (All applications)		[Green bar from M1 to M5]																
	Stage 2: Assess & Define		[Red bar from M1 to M2]																
	Stage 3: Prepare Solution			[Red bar from M2 to M3]															
	Stage 4: Production Readiness				[Red bar from M3 to M4]														
	Stage 5: Production					[Red bar from M4 to M5]													
	Stage 6: Close						[Blue arrow at M5]												
	Project Complete																		

example

This timeline is an example. Please use it as a general guide...ONLY. Its purpose is to demonstrate the order in which various products are typically implemented and the potential overlap of stages for each phase. The exact timing of each deliverable depends on many factors including, but not limited to, the client's ability to commit resources to the project, client blackout dates, and the alignment of client business practices with Tyler implementation methodology. Tyler makes no guarantees that implementation schedules will align with this example.

