

downtown *Billings*

Business Improvement District (BID)



FY2024 Work Plan & Budget

Strategic Priorities



1 Promote Public Safety

**2 Market Downtown
Billings as the Best Place
to Live, Work, and Play**

**3 Facilitate Thoughtful
Downtown Development**

Business Improvement District



Clean Program



Safe Program



**Public Art
Program**



**Community
Engagement &
Events**



- Sidewalk Sweeping
- Sidewalk Power Washing
- Snow Removal
- Trash Bag Replacement
- Graffiti Removal

CLEAN



Wow!



- 45,000+ lbs of Sidewalk Litter Swept
- 2,373 Bags of Trash
- 200+ Graffiti Tags Removed
- 252 Miles of Sidewalk Snow Removed
- Two new(ish) pieces of equipment



CLEAN



- 185 Flower Baskets
- 7+ miles of watering
- 150 gallons of water

CLEAN



Recipient of a 2023 Montana Main Street Impact Grant

Downtown Billings Light Bike Trail

- 11+ Light Bike Installations
- 11+ Mural Projects
- Interactive Digital Map
- Destination Marketing
- Implementation of CPTED best practices

CLEAN & SAFE



Crime Prevention Through Environmental Design (CPTED)

- 23 Evaluations Completed
- 650+ Pages of Reports
- 7 Evaluations in Process
- 15+ Evaluations scheduled
- Six TIF Grants awarded
 - Over \$17K in TIF Grants
 - Over \$32K in private improvements completed



Yellowstone Art Museum
BEFORE



AFTER

SAFE

- THREE Full-Time Billings Police Officers
- 5,000+ calls annually
- Publication of Annual Community Impact Statement
- 46+ Individuals through M.A.A.P.
- 66+ Individuals working with Homeless Outreach Team



SAFE



ROC Kody Christensen

- Resource Outreach Coordinator (ROC)
- Successful Continuation of M.A.A.P.
- Development of Homeless Outreach Team (H.O.T.)
- Partnerships with:
 - Substance Abuse Connect
 - Continuum of Care
 - Low Barrier Shelter
 - Rimrock
 - Community Crisis Center
 - Healthcare for the Homeless



- **Completion of the Light Bike Trail**
 - 11 installations
 - #lightbiketrial
- **Illuminate 29th Street Lighting**
- **Traffic Signal Box Artist Wraps**
- **Skypoint Seating**
- **Murals, murals, more murals...**



Public Art Program




- Parades
- Alive After 5
- Strawberry Festival
- Chalk on the Walk
- Downtown Summer Sounds
- Harvest Festival
- Holiday Stroll
- First Fridays
- Mini-Golf Tournament



20.5K Likes



8,524 Followers



Follow us @downtownbillings

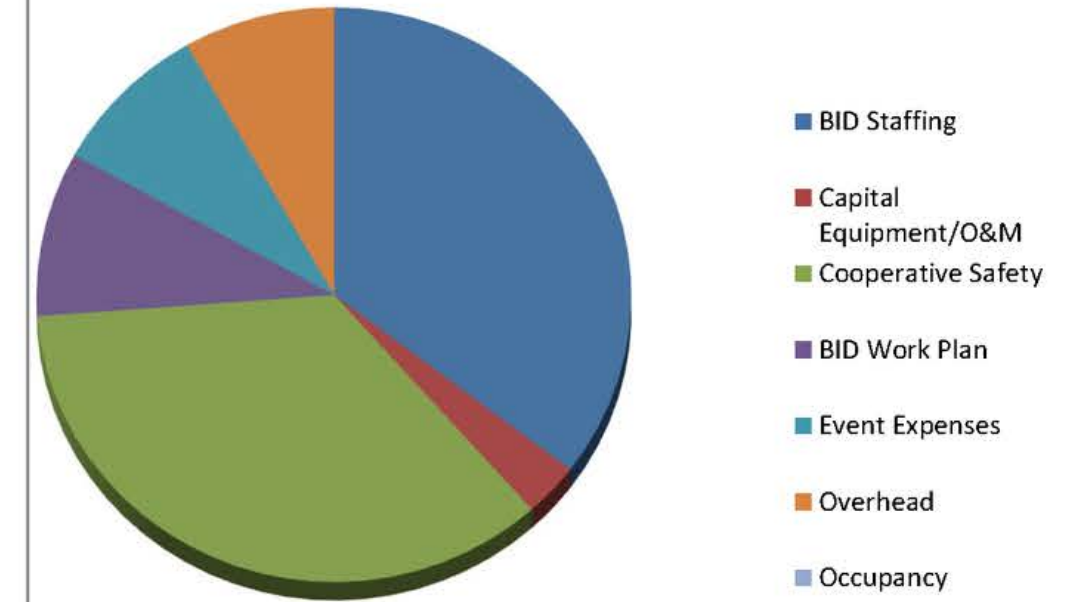
www.downtownbillings.com

Community Engagement & Events

**Business Improvement District
FY24 Budget**

			Final Budget	Final Budget	Final Budget
Revenue			FY2021	FY2022	FY2023
Property Assessments	per assmt formula		\$436,385.46	\$440,096.94	\$526,444.00
DBP Allocation to Cooperative Safety		annual	\$36,200.00	\$42,500.00	\$62,500.00
Event Income		variable		\$61,500.00	\$106,025.00
Public Art Income				\$15,000.00	\$11,000.00
Delinquent Assmts (3%)			-\$13,091.56	-\$13,202.91	-\$15,793.32
Total Revenue			\$459,493.90	\$545,894.03	\$690,175.68
Expenses					
BID Staffing			\$196,223.90	\$170,401.00	\$233,967.00
Capital Equipment/O&M			\$5,000.00	\$32,000.00	\$20,000.00
Cooperative Safety			\$147,740.00	\$147,740.00	\$234,000.00
BID Work Plan			\$60,285.00	\$70,750.00	\$61,250.00
Event Expenses				\$30,300.00	\$57,196.00
Overhead			\$31,750.00	\$42,089.00	\$54,600.00
Occupancy			\$19,245.00	\$28,929.00	
Total Expense			\$460,243.90	\$522,209.00	\$661,013.00

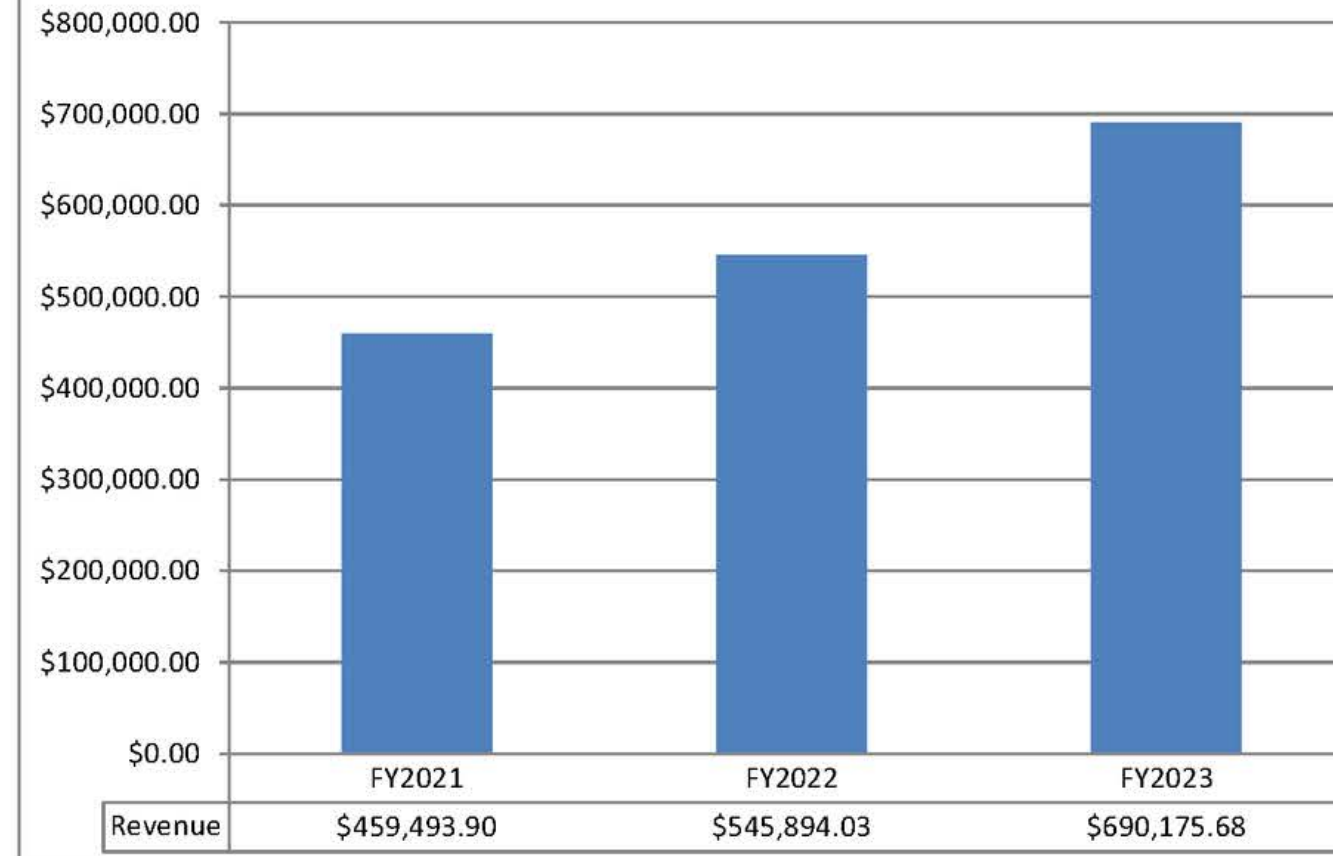
**Business Improvement District
FY24 Expenses**



**Downtown Billings Business Improvement District
Assessment Formula
FY24**

All Square Footage	\$	0.045000
Admin cost per parcel	\$	50.00
All Taxable Value	\$	0.000320
All Building sq. ft.	\$	0.022000
Safe Zone 3		3%
Safe Zone 2		11.5%
Safe Zone 1		21%
Clean Zone		100%

**Business Improvement District
Year-to-Year Revenues**





downtown

Billings



QUESTIONS?