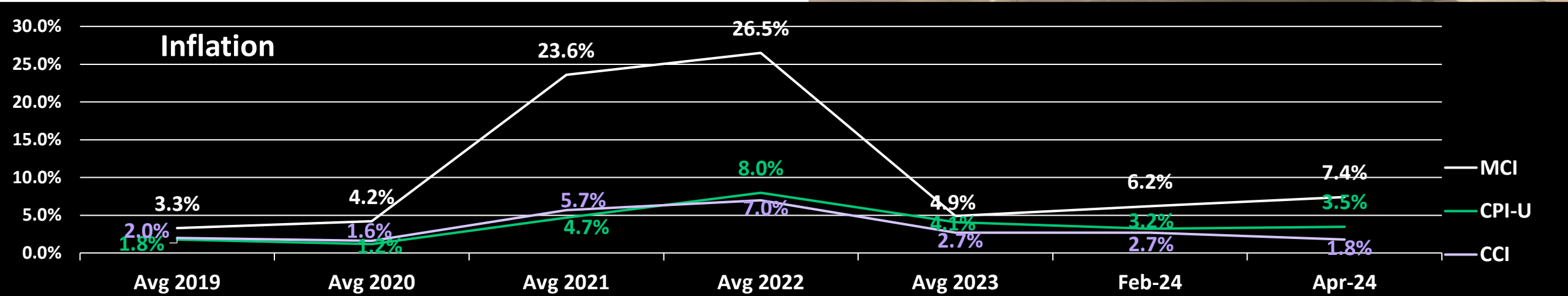




FY25 Solid Waste Fees

Rate Increase Drivers

- \$420,000 - Landfil closure/post-closure costs
- \$110,000 - Solid waste master plan
- \$735,000 – Motor vehicle parts and labor
- \$386,509 – City cost allocations/rent and property/liability insurance
- \$4,180,000 – Replacement of 10 solid waste trucks

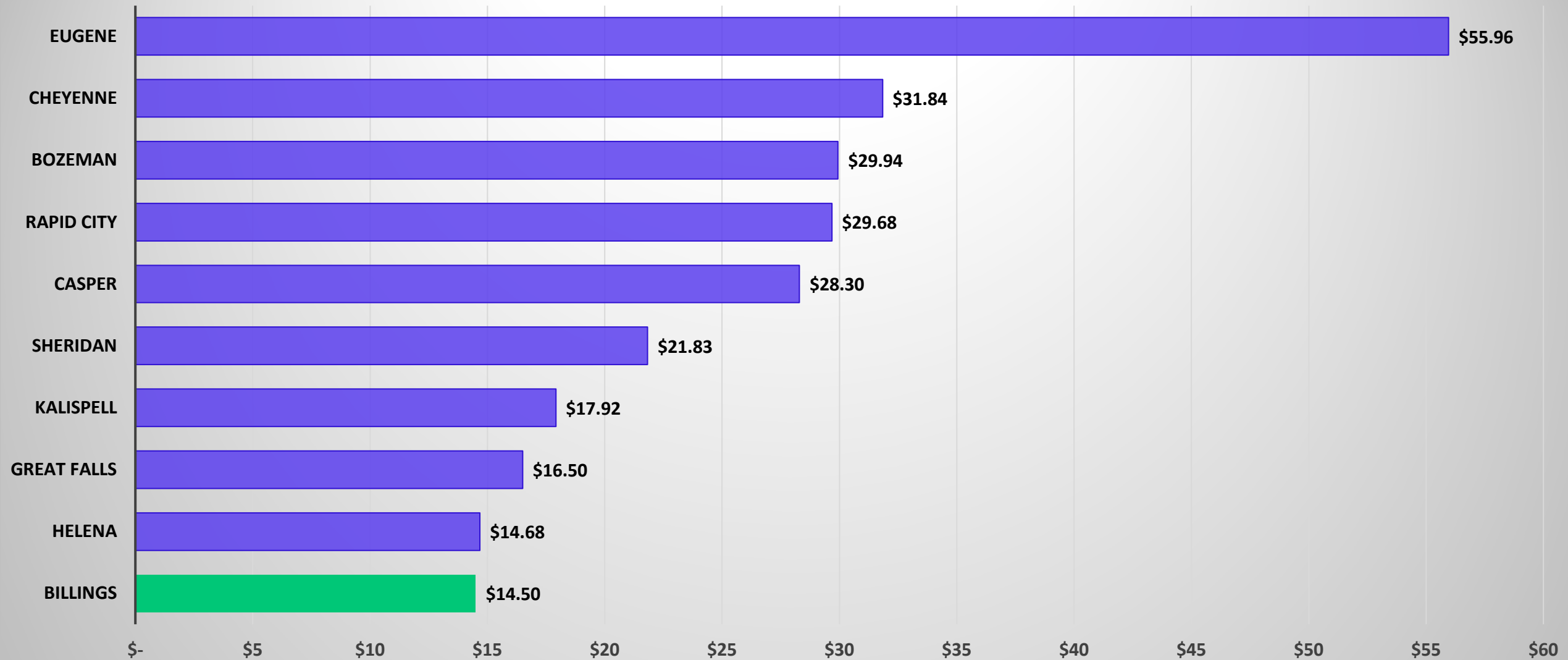


Solid Waste Collection Fees

Service	FY24	FY25	\$ Increase	% Increase
Monthly residential 96-gallon container	\$13.90	\$14.50	\$0.60	4.3%
Monthly residential 64-gallon container	\$9.90	\$10.35	\$0.45	4.5%
Additional black 96-gallon container	\$4.50	\$4.85	\$0.35	7.8%
Extras per item (call in)	\$5.00	\$5.25	\$0.25	5.0%
Commercial 8 yard, 2x/week	\$166.22	\$173.14	\$6.92	4.2%
Roll-off	\$200.00	\$212.00	\$12.00	6.0%

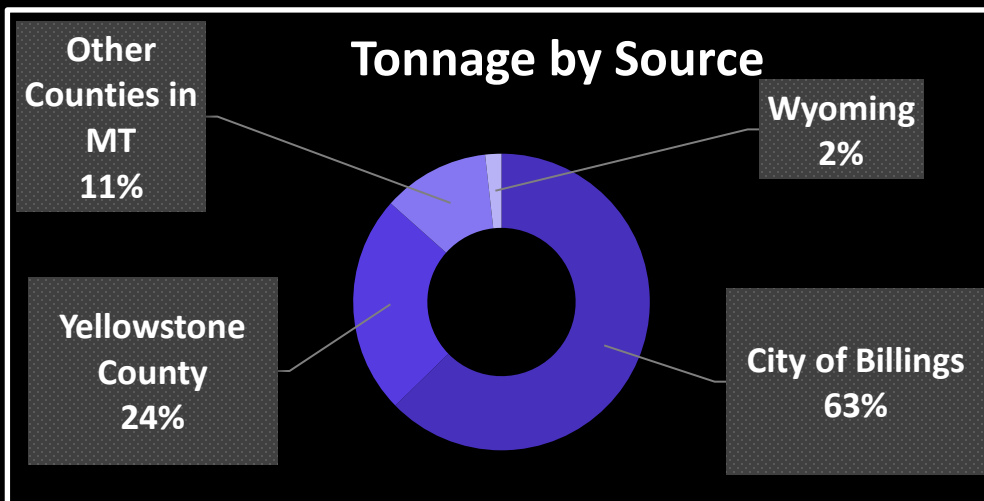


Monthly Residential Collection 96-Gallon Container

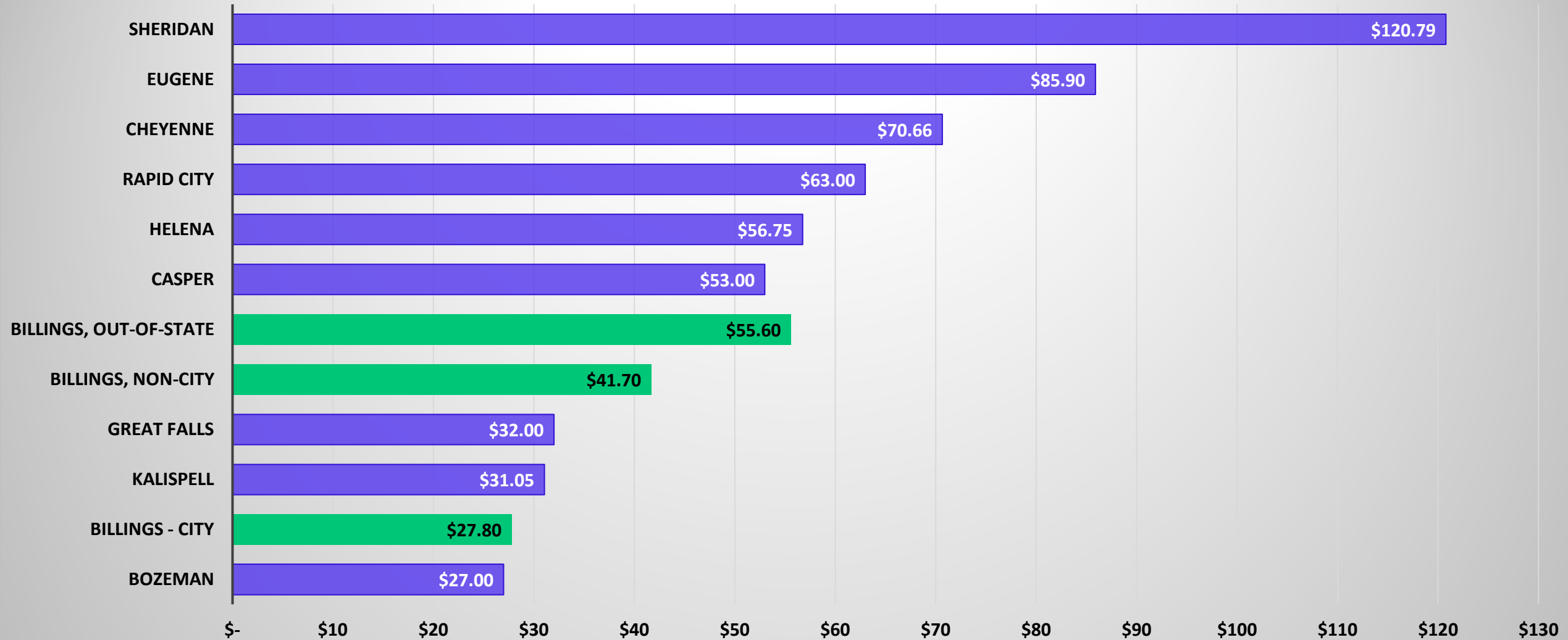


Landfill Fees

Landfill Fees	FY24	FY25	\$ Increase	% Increase
Landfill fee per ton – Billings	\$26.00	\$27.80	\$1.80	6.9%
Landfill fee per ton – outside Billings	\$39.00	\$41.70	\$2.70	6.9%
Landfill fee per ton – out of state	\$52.00	\$55.60	\$3.60	6.9%



Landfill Fee Comparison Per Ton



THANK YOU

Connect with us online:

billingsmtpublicworks.gov

 [@billingsmtpublicworks](https://www.facebook.com/billingsmtpublicworks)

