

Schedule 4

BILLION DODGE-CHRYSLER JEEP  
355 AUTOMOTIVE AVE  
BOZEMAN, MT 597187508

Configuration Preview

Date Printed: 2024-08-03 2:27 PM  
Estimated Ship Date:

VIN:  
VON:

Quantity: 1  
Status: BA - Pending order  
FAN 1: 00CJK City of Billings  
FAN 2:  
Client Code:  
Bid Number: TB4075  
PO Number:

Sold to:  
BILLION DODGE-CHRYSLER JEEP (68141)  
355 AUTOMOTIVE AVE  
BOZEMAN, MT 597187508

Ship to:  
BILLION DODGE-CHRYSLER JEEP (68141)  
355 AUTOMOTIVE AVE  
BOZEMAN, MT 597187508

Vehicle: 2024 3500 REG CAB CHASSIS 4X4 (143.5 in WB - CA of 60 in) (DD8L63)

	Sales Code	Description	MSRP(USD)
Model:	DD8L63	3500 REG CAB CHASSIS 4X4 (143.5 in WB - CA of 60 in)	50,000
Package:	2GA	Customer Preferred Package 2GA	0
	ESB	6.4L V8 Heavy Duty HEMI Engine	0
	DFX	8-Spd Auto 8HP75-LCV Transmission	0
Paint/Seat/Trim:	PW7	Bright White Clear Coat	0
	APA	Monotone Paint	0
	*V9	Cloth 40/20/40 Bench Seat	295
	-X9	Black	0
Options:	TV3	LT235/80R17E OWI On/Off Rd Tires	250
	DK3	Elec Shift-On-The-Fly Transfer Case	295
	XAC	ParkView Rear Back-up Camera	495
	YEP	Manuf Statement of Origin	0
	4DH	Prepaid Holdback	0
	XHC	Trailer Brake Control	465
	4ES	Delivery Allowance Credit	0
	NHK	Engine Block Heater	95
	MAF	Fleet Purchase Incentive	0
	A61	Tradesman Level 1 Equipment Group	1,880
	XEF	Transfer Case Skid Plate Shield	145
	CLY	Mopar Front Rubber Floor Mats	100
	TBB	Full Size Spare Tire	395
	WLA	Dual Rear Wheels	1,395
	MRU	Mopar Black Tubular Side Steps	495
	5N6	Easy Order	0
	4FM	Fleet Option Editor	0
	4FT	Fleet Sales Order	0
	174	Zone 74-Denver	0
	4EA	Sold Vehicle	0
Non Equipment:	4FA	Special Bid-Ineligible For Incentive	0
Bid Number:	TB4075	Government Incentives	0
Destination Fees:			1,995

Total Price: 58,300 .

Order Type: Fleet  
Scheduling Priority: 1-Sold Order

PSP Month/Week:  
Build Priority: 99

\$56,353

Note: This is not an invoice. The prices and equipment shown on this priced order confirmation are tentative and subject to change or correction without prior notice. No claims against the content listed or prices quoted will be accepted. Refer to the vehicle invoice for final vehicle content and pricing. Orders are accepted only when the vehicle is shipped by the factory.

<ul style="list-style-type: none"> <li>• Direct read gauges for oil, water and alternator ✓</li> <li>• Cold climate package/block heater - NOT AVAILABLE / NOT RECOMMENDED BY MANUFACTURER</li> <li>• 4 up fitter switched located in instrument panel - NOT AVAILABLE</li> <li>• Rear vision camera ✓</li> </ul>
---

**Schedule 4: Public Works Belknap - "7424"**

One new current 2025 model "1" ton 4-wheel drive regular cab long "8" box "dually" "cab and chassis"

Description	Minimum Requirements	Specification Bid
Engine	6.0 liter, 8 cylinder gasoline	6.4 L
GVWR	11,400 LBS	13,500
Cab	Regular cab "2 door"	✓
Chassis	Standard, dual rear wheel drive, 60" cab to axle	✓
Drive type	4-wheel drive	✓
Box length	8 foot cab and chassis only	✓
Transmission	Heavy duty, 6 speed automatic w/cooler	8 speed
Brakes	Heavy duty 4-wheel ABS disk brakes	✓
Alternator	155 Amperes	220 AMP
Battery	Heavy duty, 650 CCA	730 AMP
Cooling	Heavy duty radiator w/40 Degree Anti-Freeze	✓
Differential	Limited Slip/Traction Control/Stability Control	✓
Fuel tanks	30+ gallon min w/skid plates	52 GALLON
Mirrors	Left and right electronic adjusted	✓
Tires/wheels	Five, 10-ply all terrain radials w/spare	✓
Floor covering	Heavy duty rubber floor covering w/mats	✓
Shock absorbers	Heavy duty front and rear	✓
Mud flaps	Heavy duty front and rear	SEPARATE ADD
Color	To be selected by City	WHITE *

\* ADD \$595 FOR COLORS OTHER THAN WHITE OR FLAME RED

Other features	<ul style="list-style-type: none"> <li>• 40/20/40 seat with fold down console</li> <li>• Covered with heavy duty cloth</li> <li>• Tinted windshield</li> <li>• Electric power windows and locks</li> <li>• Intermittent window wipers/washers</li> <li>• Air Conditioning</li> <li>• Standard AM-FM Radio</li> <li>• Tow package with hitch</li> <li>• Factory trailer brake controller</li> <li>• USB Charge port</li> <li>• Direct read gauges for oil, water and alternator</li> <li>• Cold climate package/block heater</li> <li>• 4 up fitter switched located in instrument panel</li> <li>• Factory step bars</li> </ul>	<ul style="list-style-type: none"> <li>✓</li> <li>✓</li> <li>✓</li> <li>✓</li> <li>✓</li> <li>✓</li> <li>✓</li> <li>✓</li> <li>✓</li> <li>✓</li> <li>✓</li> <li>✓</li> <li>✓</li> <li>✓</li> <li>✓</li> <li>✓</li> <li>✓</li> <li>✓</li> <li>✓</li> </ul> <p>DEALER ADD ON CC</p>
----------------	---	---

**Schedule 5: Public Works Streets - "1107"**

**One new current 2025 model "1" ton 4-wheel drive extended cab long "8" box "dually "cab and chassis"**

Description	Minimum Requirements	Specification Bid
Engine	6.0 liter, 8 cylinder gasoline	
GVWR	11,400 LBS	
Cab	Extended cab "2 door"	
Chassis	Standard, dual rear wheel drive, 60" cab to axle	
Drive type	4-wheel drive	
Box length	8 foot cab and chassis only	
Transmission	Heavy duty, 6 speed automatic w/cooler	
Brakes	Heavy duty 4-wheel ABS disk brakes	
Alternator	155 Amperes	
Battery	Heavy duty, 650 CCA	
Cooling	Heavy duty radiator w/40 Degree Anti-Freeze	



**RAM 3500 4X4 REG CAB 60 C/A SRW Trailer Towing Chart - U Market**

Engine	Trans.	Axle Ratio	GVWR	Payload	Base Weight			GAWR		GCWR	Max. Trailer Weight
					Total	Front	Rear	Front	Rear		
6.4L V8 HEAVY DUTY MDS	8-SPD AUTO 8HP75-LCV	4.10	11000	5000	6003	3727	2276	5500	6800	22000	15840
6.4L V8 HEAVY DUTY MDS	6-SPD AUTO AISIN AS66RC	4.44	11000	4870	6133	3817	2316	5500	6800	25000	18710
6.7L I6 CUMMINS TURBO DIESEL	6-SPD AUTO AISIN AS69RC	3.73	12000	5140	6857	4462	2395	6000	6800	25000	17990
6.7L I6 CUMMINS TURBO DIESEL	6-SPD AUTO AISIN AS69RC	4.10	12000	5140	6857	4462	2395	6000	6800	27500	20490

**RAM 3500 4X4 REG CAB 60 C/A DRW Trailer Towing Chart - U Market**

Engine	Trans.	Axle Ratio	GVWR	Payload	Base Weight			GAWR		GCWR	Max. Trailer Weight
					Total	Front	Rear	Front	Rear		
6.4L V8 HEAVY DUTY MDS	8-SPD AUTO 8HP75-LCV	4.10	13500	7160	6343	3747	2596	5500	9850	22000	15500
6.4L V8 HEAVY DUTY MDS	6-SPD AUTO AISIN AS66RC	4.44	13500	7030	6473	3837	2636	5500	9850	25000	18370
6.4L V8 HEAVY DUTY MDS	6-SPD AUTO AISIN AS66RC	4.44	14000	7530	6473	3837	2636	5500	9850	25000	18370
6.7L I6 CUMMINS TURBO DIESEL	6-SPD AUTO AISIN AS69RC	3.73	14000	6800	7203	4491	2712	6000	9850	31000	23640
6.7L I6 CUMMINS TURBO DIESEL	6-SPD AUTO AISIN AS69RC	4.10	14000	6800	7203	4491	2712	6000	9850	33000	25640

**RAM 3500 4X4 REG CAB 84 C/A DRW Trailer Towing Chart - U Market**

Engine	Trans.	Axle Ratio	GVWR	Payload	Base Weight			GAWR		GCWR	Max. Trailer Weight
					Total	Front	Rear	Front	Rear		
6.4L V8 HEAVY DUTY MDS	8-SPD AUTO 8HP75-LCV	4.10	13500	7030	6475	3875	2600	5500	9850	22000	15370
6.4L V8 HEAVY DUTY MDS	6-SPD AUTO AISIN AS66RC	4.44	13500	6900	6605	3965	2640	5500	9850	25000	18240
6.4L V8 HEAVY DUTY MDS	6-SPD AUTO AISIN AS66RC	4.44	14000	7400	6605	3965	2640	5500	9850	25000	18240
6.7L I6 CUMMINS TURBO DIESEL	6-SPD AUTO AISIN AS69RC	3.73	14000	6670	7329	4610	2719	6000	9850	31000	23520
6.7L I6 CUMMINS TURBO DIESEL	6-SPD AUTO AISIN AS69RC	4.10	14000	6670	7329	4610	2719	6000	9850	33000	25520

**2024 Ram 3500 (DD) Regular Cab Weight and Tow Chart**

Standard Features - DD8L63-3500 REG CAB CHASSIS 4X4 (143.5 in WB - CA of 60 in)

Code	Description
ME6	"RAM" Grille Badge
JJ7	102 MPH Maximum Speed
DRQ	11.50 Rear Axle
JCB	120 MPH Primary Speedometer
JJJ	12V Auxiliary Power Outlet
WBN	18X8.0 Steel Wheels
BAJ	220 Amp Alternator
RCD	4 Speakers
SCF	4-Spoke Steering Wheel
DMF	4.10 Axle Ratio
RFU	5.0" Touchscreen Display
NAS	50 State Emissions
NFH	52 Gallon Rear Fuel Tank
DJN	6,000# Front Axle
XFK	7 Pin Trailer Wiring Harness
BCN	730 Amp Maintenance-Free Battery
DFX	8-Spd Auto 8HP75-LCV Transmission
RD3	Accent Color Shark Fin Antenna
MDX	Active Grille Shutters
CG3	Advanced Multistage Front Air Bags
HAA	Air Conditioning
BRT	Anti-Lock 4-Wheel Disc Brakes
DSA	Anti-Spin Differential Rear Axle
RSU	Audio Jack Input for Mobile Devices
LMG	Automatic Headlamps
LHL	Auxiliary Switches - I/P Mounted
NHB	Auxiliary Transmission Oil Cooler
CTL	Base Door Trim Panel
A6A	Base Equipment Group
CU3	Behind the Seat Storage / Bin
MNA	Black Door Handles
LE4	Black Exterior Mirrors
MB1	Black Front Bumper
MFA	Black Headlamp Bezels
CKJ	Black Vinyl Floor Covering
LB6	Bulb Out Detection Defeat For LED
WML	Center Hub
LNC	Clearance Lamps
JAK	Cluster 3.5" TFT Color Display
DST	Conventional Differential Ft Axle
HGB	Dash Liner Insulation
BC3	Dash Pass Thru Wire Circuits
LM1	Daytime Running Headlamps, Low Beam


Standard Features - DD8L63-3500 REG CAB CHASSIS 4X4 (143.5 in WB - CA of 60 in)

Code	Description
LP8	Delete Cargo Lamp
CJT	Delete Front Center Seat
MD8	Delete Front License Plate Bracket
XBC	Delete Pickup Box
TBF	Delete Spare Tire
CDX	Driver & Passenger Headrest
JVA	Driver Seat - Manual Adjust 4-Way
CSP	Driver/Passenger Assist Handles
JJB	Dual Note Electric Horns
DH4	Electronic Range Select
XXU	Electronic Shift
BNB	Electronic Stability Control
NHN	Electronically Controlled Throttle
XCD	Engine Calibration Flash
X9E	For Details, Visit DriveUconnect.com
X9H	For More Info, Call 800-643-2112
MXB	Front Air Dam
SFB	Front Heavy Duty Shock Absorbers
CGD	Front Height Adjust Shoulder Belts
SHA	Front Stabilizer Bar
MHR	Front Wheel Well Liners
JWA	Frt Pass Seat - Manual Adjust 4-Way
RDG	Global Telematics Box Module (TBM)
JLP	GPS Antenna Input
MFF	Grille-Matte Black Mesh
Z8F	GVW Rating - 11000#
Z8H	GVW Rating - 13500#
*TX	HD Vinyl 40/20/40 Split Bench Seat
LHD	Headlamp Off Time Delay
NMC	Heavy Duty Engine Cooling
JE1	I/P Bezels-Painted
JY1	Instrument Cluster Theme 1 (Base)
XRB	Integrated Voice Command w/Bluetooth
XZG	Job Rated
TCM	LT275/70R18E BSW On/Off Road Tires
DK1	Man Shift-On-The-Fly Transfer Case
LF1	Manual Adjust Mirrors
JE8	Manual Door Locks
LFD	Manual Folding Exterior Mirrors
LF3	Manual Telescoping Mirrors
JF8	Manual Windows
RSE	Media Hub-2 USB, Full Funct, Aux
GT1	Mirrors Manual Fold Telescope Black

Standard Features - DD8L63-3500 REG CAB CHASSIS 4X4 (143.5 in WB - CA of 60 in)

Code	Description
APA	Monotone Paint
JMD	N95+Bio HVAC Cabin Filter
XA8	Non Adjustable Pedals
GMM	Passenger Side Sun Visor w/Mirror
JKY	Power Accessory Delay
SBE	Power Steering
GX4	Pushbutton Start
MT7	Ram 3500 Badge
BHD	Ready Alert Braking
GJD	Rear Fixed Window
SGB	Rear Heavy Duty Shock Absorbers
SHD	Rear Heavy Duty Stabilizer Bar
GNA	Rear View Day/Night Mirror
RSX	Remote USB Port
RS3	Remote USB Port - Charge Only
C1G	Rotary Shifter-Black
GXX	Sentry Key Theft Deterrent System
AP9	Single Rear Wheel Group
RT1	SiriusXM Guardian-included trial (B)
X9B	SiriusXM Radio Service
NHM	Speed Control
BNF	Stationary Elevated Engine Idle
JFJ	Temperature & Compass Gauge
SUA	Tilt Steering Column
GAC	Tinted Glass Windows
GBB	Tinted Windshield Glass
XBN	Tip Start
UAA	Uconnect 3 with 5" Display
XXS	Uplifter Electronic Module (YSIM)
RF7	USB Host Flip
JHA	Var Interruptent Windshield Wipers
LAZ	Vehicle Information Center

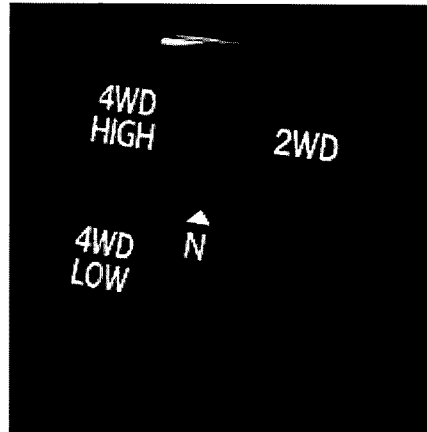
# Tradesman Level 1 Equipment Group (A61)



## Details:


- Speed Sensitive Power Locks (JPH)
- Mirror Pwr Heat Fold Telescope Black (GT2)
- Ext. Mirrors w/Supplemental Signals (LEB)
- Upgraded Door Trim Panel (CTY)
- Exterior Mirrors Courtesy Lamps (LEC)
- Manual Folding Exterior Mirrors (LFD)
- Exterior Mirrors w/Heating Element (NHJ)
- Pwr Windows, Front 1-Touch Down (JPY)
- Mirror Running Lights (LNY)
- Manual Telescoping Mirrors (LF3)
- Power Adjust Mirrors (LF2)
- Black Exterior Mirrors (LE4)
- Overhead Console (CUN)
- Remote Keyless Entry (GXM)
- Overhead Cupholder Lamp (LBT)
- Convex Aux Mirrors, Power-Adjustable (LFX)

## Elec Shift-On-The-Fly Transfer Case (DK3)



The electronically controlled shift-on-the-fly transfer case, which distributes power from the transmission to the front and rear axles, has an electronic switch so you can shift between two-wheel drive and four-wheel drive while your vehicle is in motion.


# ParkView Rear Back-up Camera (XAC)



The ParkView® Rear Back Up Camera[1] displays a video image on the Uconnect® touchscreen (note: on some vehicles the image is displayed on the auto-dimming rearview mirror) of the area behind your vehicle when the vehicle is shifted into reverse. It helps determine if an obstacle is in the vehicle's path when backing up and is particularly effective in showing objects behind the vehicle that aren't viewable in the exterior mirrors.

1. Always check entire surroundings visually before proceeding.

# Trailer Brake Control (XHC)



The trailer brake controller operates the trailer's brakes so it brakes in tandem with the vehicle's brakes. This system is electronic and fully integrated.

## Details:

- Trailer Light Check (JJ1)

# Engine Block Heater (NHK)




## Transfer Case Skid Plate Shield (XEF)




The transfer case skid plate protects the underside of the transfer case from uneven surfaces and protrusions when driving off-road.

## Mopar Front Rubber Floor Mats (CLY)



## Dual Rear Wheels (WLA)



### Details:

- Bright Wheel Skins (WMG)
- LT235/80R17E BSW All Season Tires (TV2)
- Center Hub (WMJ)
- 6,000# Front Axle w/Hub Ext (DJM)
- 17X6.0 Steel Argent Wheels (WFU)
- 11.50" Dual Wheels Rear Axle (DRX)

## Mopar Black Tubular Side Steps (MRU)

