

LUCZ 4 Attachments







PHOTO RENDERING NO SCALE




NIGHT/ILLUMINATED VIEW



REMOVE EXISTING MANUAL READER CABINET
NOTE: 4 FOOT LENGTH OF MU WOULD SEVERELY LIMIT NUMBER OF CHARACTERS ALLOWED PER LINE - ONLY VERY SHORT WORDS/MESSAGES COULD BE USED.



6'-5" 3'-5" 5' x 4' VIEWING AREA



OPTIONAL 10MM UNIT - 90 X 120 MATRIX

DESIGN
 As Designed
 With Changes
 X Client Name: _____
 DATE: _____
 DRAWN BY: _____

MANUFACTURE AND INSTALL ONE SINGLE FACED BUILDING SIGN, FABRICATED THIRTY-FRAME EXTRUDED ALUMINUM CABINET, ENAMEL PAINT FINISH DARK BLACK, WHITE POLYCARBONATE FACE WITH APPLIED VINYL FILM GRAPHICS, 26250-43TOMATO RED, 26250-33 RED, 26250-53 CARDINAL RED AND 26250-68 DUKANIC VINYL. ILLUMINATE FROM INTERIOR OF CABINET WITH SLOAN WHITE LEDS. MOUNT CABINET FLUSH TO BUILDING WALL IN PLACE OF EXISTING MANUAL READER CABINET AS SHOWN IN PHOTO RENDERING.

PROVIDE AND INSTALL ONE S/F ELECTRONIC MESSAGE UNIT, WATCHFIRE SERIES FULL COLOR LED UNIT, 16MM PIXEL PITCH WITH A 54 X 72 LAMP MATRIX CAPABLE OF UP TO 5 LINES OF 4" HIGH COPY. CONTROLLING IGNITE SOFTWARE, WIRELESS MODEM WITH LIFE OF UNIT CELLULAR CONTRACT COMMUNICATIONS, TEMP SENSOR, 100 STEP PHOTO CELL AND WEB BASED TRAINING ALL INCLUDED. MOUNT NEXT TO NEW BUILDING SIGN AS SHOWN.

PROJECT: ROSE PARK ELEMENTARY
 BILLINGS, MT
 DATE: 04-18-20
 SCALE: SHOWN
 DRAWN BY: BRADY K. GRIFFIN
 SHEET: 1 OF 1

Proposed Sign



Proposed Sign Location