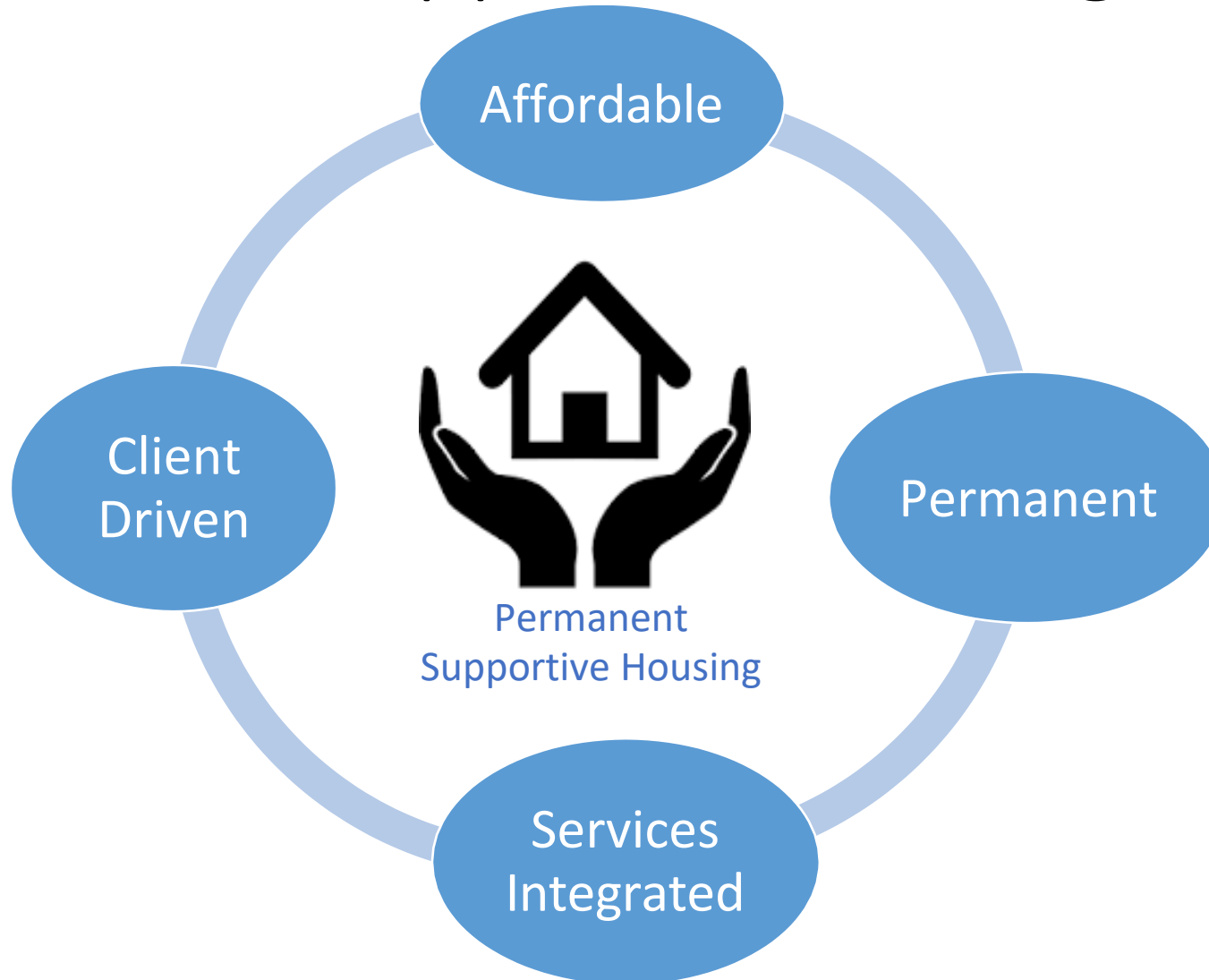




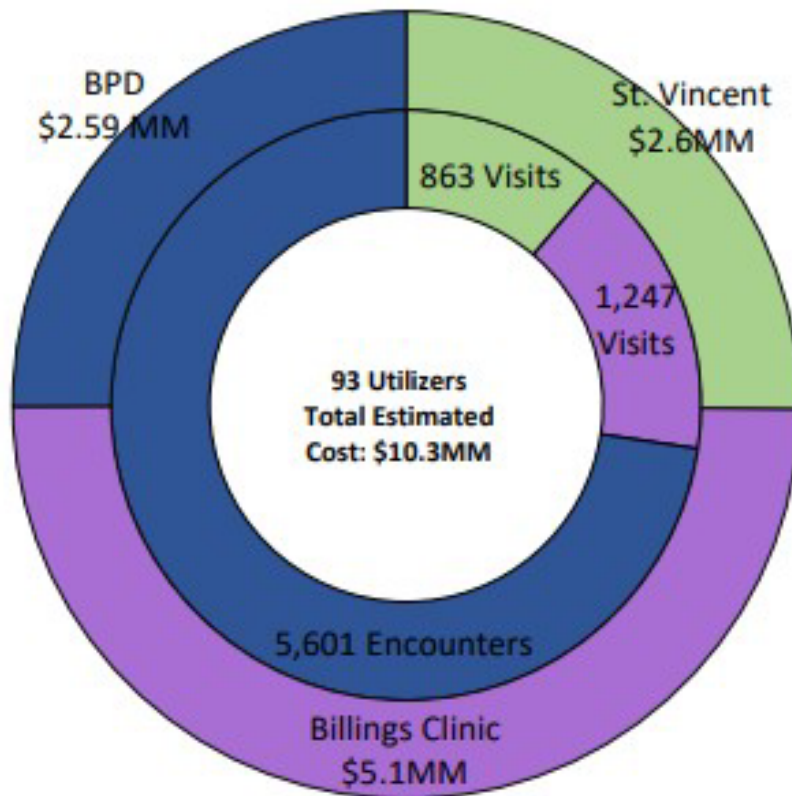
Permanent Supportive Housing

What is Permanent Supportive Housing?



Serving High Utilizers

Downtown Billings Chronic High Utilizers



Providers:

- St. Vincent
- Billings Clinic
- BPD

**Resources not included
AMR and Billings Fire
Department*

Estimated Annual Emergency Services Cost: \$111,050/User

Common Characteristics

Chronic Homelessness
Chronic Conditions
Disabilities

Far Reaching Impacts

Burden on Systems
Businesses
Financial
Individuals



One Part of the Solution



Impact On Communities



Reduced Burden

More Resources for
High Priority Cases

Community Image -
Perception of safety

Lives Changed



Boise Site Visit



New Path

Valor Pointe

Pipeline Site



Sites Visited - New Path



41 Units

Onsite Property Manager

On-Site Services:

- Healthcare
- Social worker
- Case manager
- Peer Specialists
- RN
- Housing specialist

Sites Visited - Valor Pointe



27 Units

Veterans Specific

Services Provided:

- Health care
- Mental health
- Counseling
- Substance abuse treatment



Pipeline Projects



New Path 2

Other Upcoming

Park Apartments: 47 Units

The Fulton: 50 Units

- 96 units- mix of studio and one-bedrooms
- Rental rates range below 60% AMI
- Low Income Housing Tax Credit and City of Boise support
- \$35 million Total Development Costs



Structure Insights



Structure Insights



Occupancy

Single Site
Scattered Site

Services Provided

On-Site
Nearby
Mobile

Mixed Use

Subsidized and
Non-Subsidized Units

Scalable & Replicable



Boise Highlights - Partners



Continuum of Care





Key Partners – Initial Funding



\$1 Million



Project Based Vouchers



\$200,000



Idaho Housing and Finance Association
www.ihfa.org

\$500,000 in HOME Funds

Low Income Tax Credits



St Luke's



Saint Alphonse

\$250,000 in Grants



Key Partners – Other Support



Employ a CoC Director



Experienced Developer



Provide Health & Social Services



Boise Keys to Success

Political Support

Financial Backing

Expert Developers

Trusted External Evaluator
(Boise State)



Boise Challenges



Funding

Services

Subsidies Availability

Construction Vs.
Supportive Services

Diverse Client Needs and
Levels of Independence



Boise Impact

New Path's Outcomes - First 2 Years:

- 60% Reduction in Emergency Services.
- \$2,659,021 in Savings/Cost Avoidance.
- Increased Overall Resident Well-Being.

Source: New Path Annual Evaluation **2020**

<https://www.ourpathhome.org/media/1022/2020-annual-new-path-evaluation.pdf>

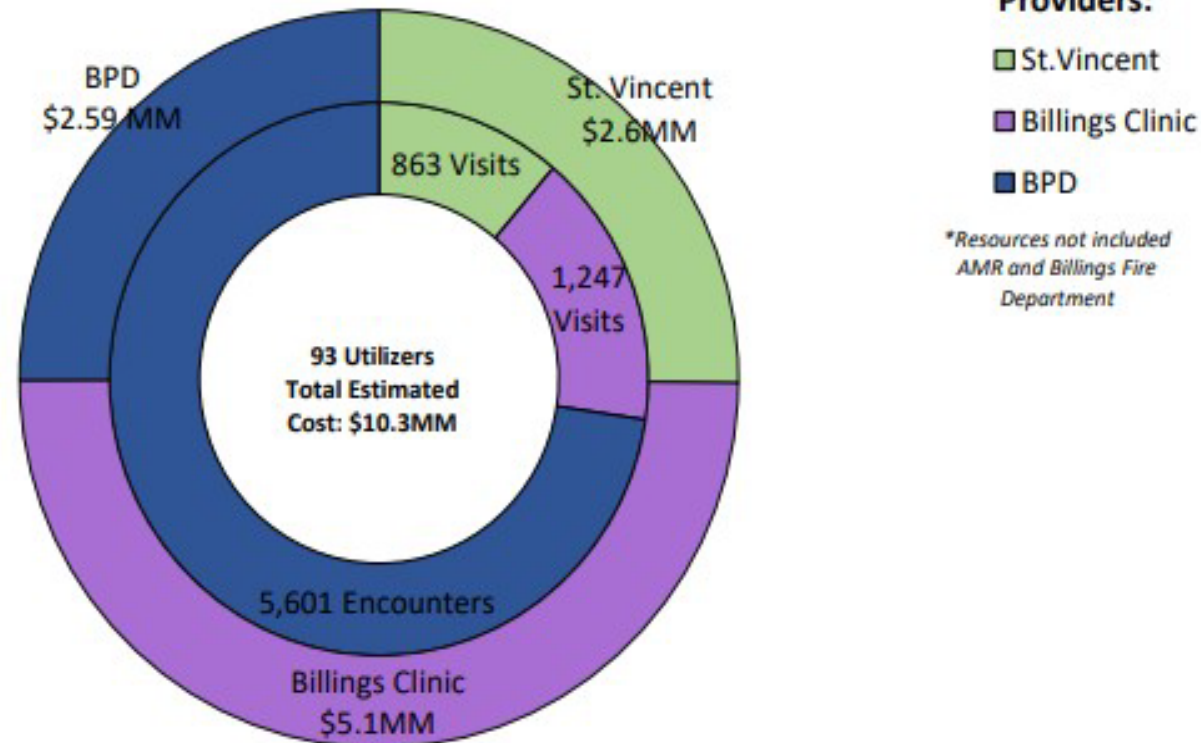


Local Housing is Healthcare Project



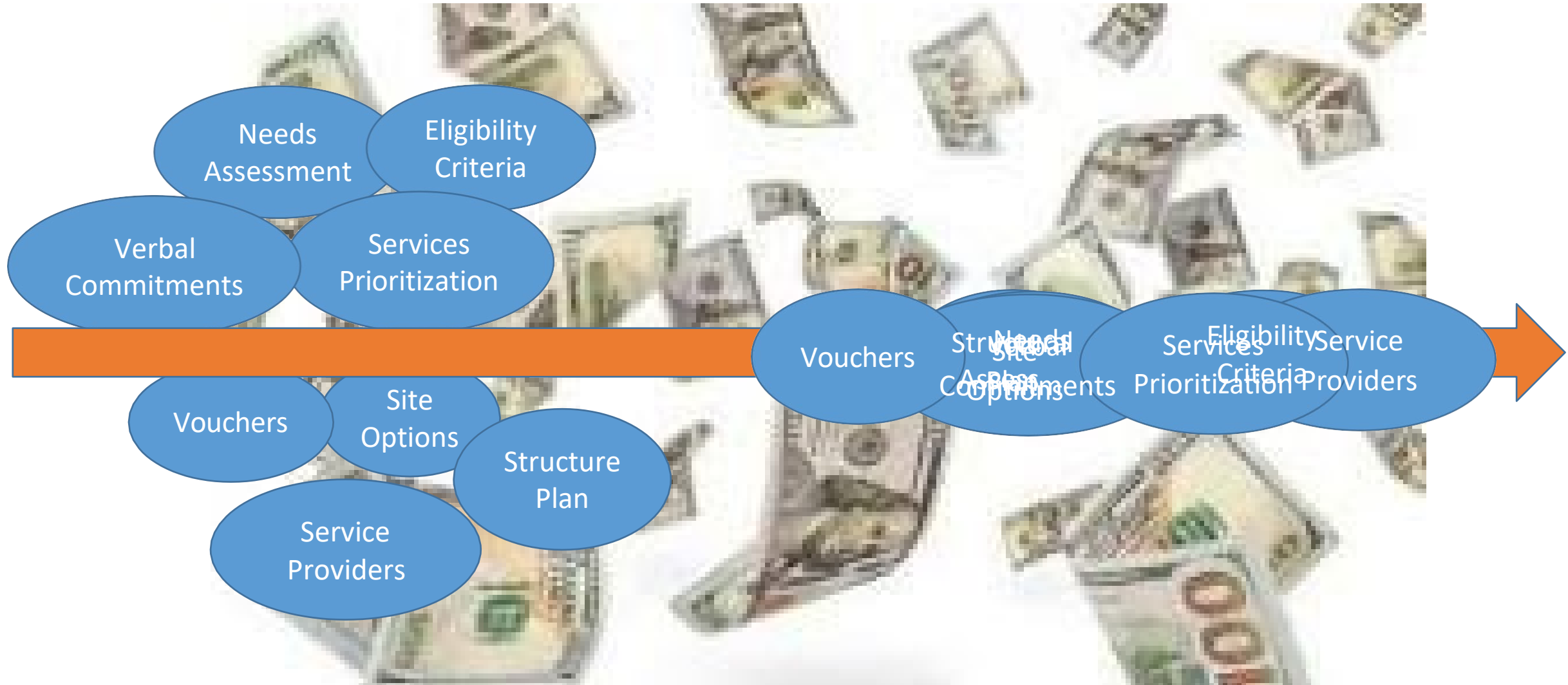
Local Housing is Healthcare Project

Downtown Billings Chronic High Utilizers



Estimated Annual Emergency Services Cost: \$111,050/User

Local Housing is Healthcare Project



Helena Outcomes

Ambulance Impact

Total FUSE Client who
utilized Pre-FUSE



Total FUSE clients who
utilized Post-FUSE



Average Ambulance visits
Pre-FUSE

3.5



Average Ambulance Visits
Post-FUSE

1.5





Helena Outcomes



Common Support



Capital Stack

Fee Waivers

Variances

CoC Operations
Support

Land Gifts



Thank You!