



# Municipal Court Council Presentation

**PRESENTED BY JUDGE SHEILA KOLAR**

# City of Billings Municipal Court



---

## Overview

Court of record since 1996

---

Jurisdiction – All misdemeanor/code violations within the limits of the City of Billings

---

Federally funded treatment courts: Drug, DUI and Co-Occurring Treatment Courts

---

19 full time employees and 3 grant funded employees

---

# City of Billings Municipal Court

Over 12,000 Court Filings  
Adjudicated

Implementation of 2<sup>nd</sup>  
Judicial Division

**Fiscal Year 2024  
Recap**

Municipal Court  
Operational Review

Over 24,000 Hearings  
Scheduled

# City of Billings Municipal Court

## Identified Fiscal Challenges:

Arraignment Court.

Technology Advancement.

Failure to Appear.

Vacancies.

# City of Billings Municipal Court

## CGL Implementation Overview:

### Implemented

- Second Judicial Division
- Court Processes
- Court Automation
- Failure to Appear
- Stillwater Security
- Protective Orders
- Cases Involving Mental Competency

### In Progress

- Court Technology
- Jail Overcrowding
- Arraignment Court
- Cases Driving Without Insurance
- Failure to Comply
- Capacity for Continuous Improvement

### Justice Partners

- Criminal Justice Coordinating Committee
- Prosecution Based Diversion Programs
- Court Technology
- Family Violence

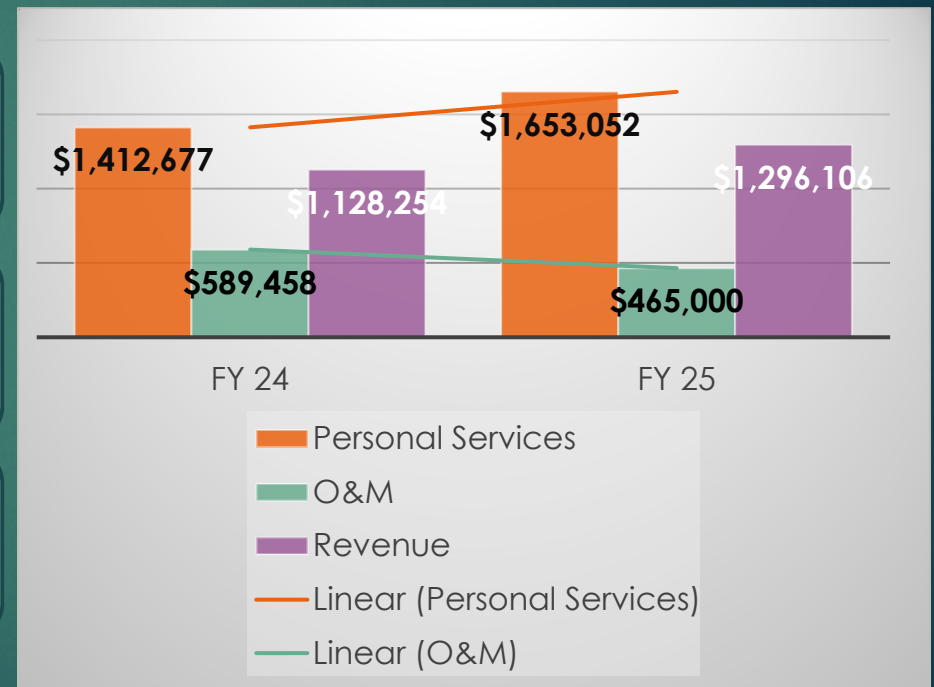
# City of Billings Municipal Court

## Fiscal Change

**FY 24 - Court is estimated to come in 12% under budget.**

**FY 25 – 22% Increase personnel.**

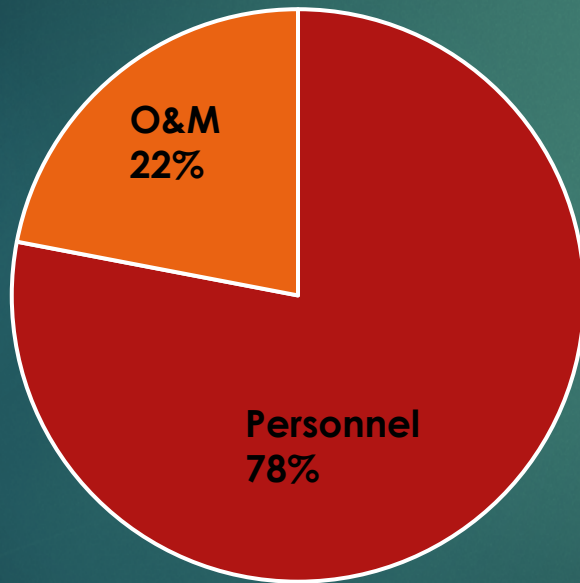
**FY 25 - 20% Decrease in O&M.**



# City of Billings Municipal Court

## Court Budget

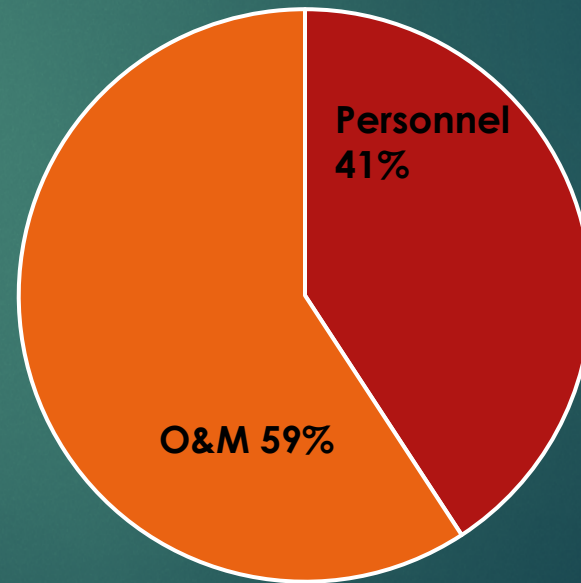
FY 25 \$2,119,094



■ Personnel \$1,653,052 ■ O&M \$466,042

## Grant Budget


FY 25 \$523,826



■ Personnel \$213,618 ■ O&M \$310,208

# City of Billings Municipal Court

## Workload



|               | Bench Trials | Jury Trials Set | Arrest Warrants | Bench Warrants | Bonds Entered | Orders of Protection | Criminal Hearings | Citations Processed |
|---------------|--------------|-----------------|-----------------|----------------|---------------|----------------------|-------------------|---------------------|
| ■ FY 2024 YTD | 458          | 115             | 420             | 6,059          | 489           | 223                  | 24,723            | 12,978              |
| ■ FY 2023     | 814          | 172             | 405             | 6,587          | 622           | 349                  | 26,190            | 16,897              |
| ■ FY 2022     | 620          | 372             | 584             | 7,775          | 548           | 388                  | 28,012            | 16,146              |

■ FY 2024 YTD ■ FY 2023 ■ FY 2022

# City of Billings Municipal Court

## Co-Occurring Court 2019 - 2024

- 23 Graduates
- 18% Recidivism Rate
- 18-month average length of program

## DUI Court 2019-2024


- 66 Graduates
- 4% Recidivism Rate
- 18-month program, on average

## Drug Court 2019 - 2024

- 16 Graduates
- 14% Recidivism Rate
- 18-month program, on average

The most common responses for the benefits of the program were: “teaching me how to be held accountable” “stability I needed to get sober” “the support team and positive motivations they provide.”

# City of Billings Municipal Court



**Q & A**