

# CITY ATTORNEY'S OFFICE FY 2025 BUDGET

May 21, 2024



- Prosecute criminal cases in a timely and efficient manner in the best interests of justice, the best interests of the citizens of Billings, and the interests of victims of crime.
- Work effectively with the Billings Police Department and other law enforcement agencies, including the Airport Police and MSU-Billings Police Department to enforce state laws and city ordinances related to misdemeanor offenses within the city.
- Work with other city personnel and officials in enforcing city ordinances including zoning, building code, fire code, etc.
- Practice preventative law by being an integral member of the city's departmental teams and by providing legal risk management services and proactive legal advice.

## GOALS & OBJECTIVES



- ★ Prosecute criminal cases in a **timely** and efficient manner **in the best interests of victims** of crime, the citizens of Billings, and in the interests of justice

## GOALS & OBJECTIVES

- Close collaboration with Code Enforcement
- Implementing workflow processes and procedures related to a second municipal court judge
- Court Efficiency Study
- Improved victim services

## **ACHIEVEMENTS**

# City Attorney

Assistant City Attorney

2 Deputy City Attorneys (Civil Division)

8 Deputy City Attorneys (Criminal Division)  
– 1 is a vacant position currently

5 Victim/Witness Specialists

4 Administrative Support  
1 Paralegal

TOTAL CURRENT STAFFING LEVEL

**1 Deputy City Attorney**

**1 Victim Witness Specialist**

**2 Administrative Support Staff**

**NEW POSITIONS – PSML FUNDING**

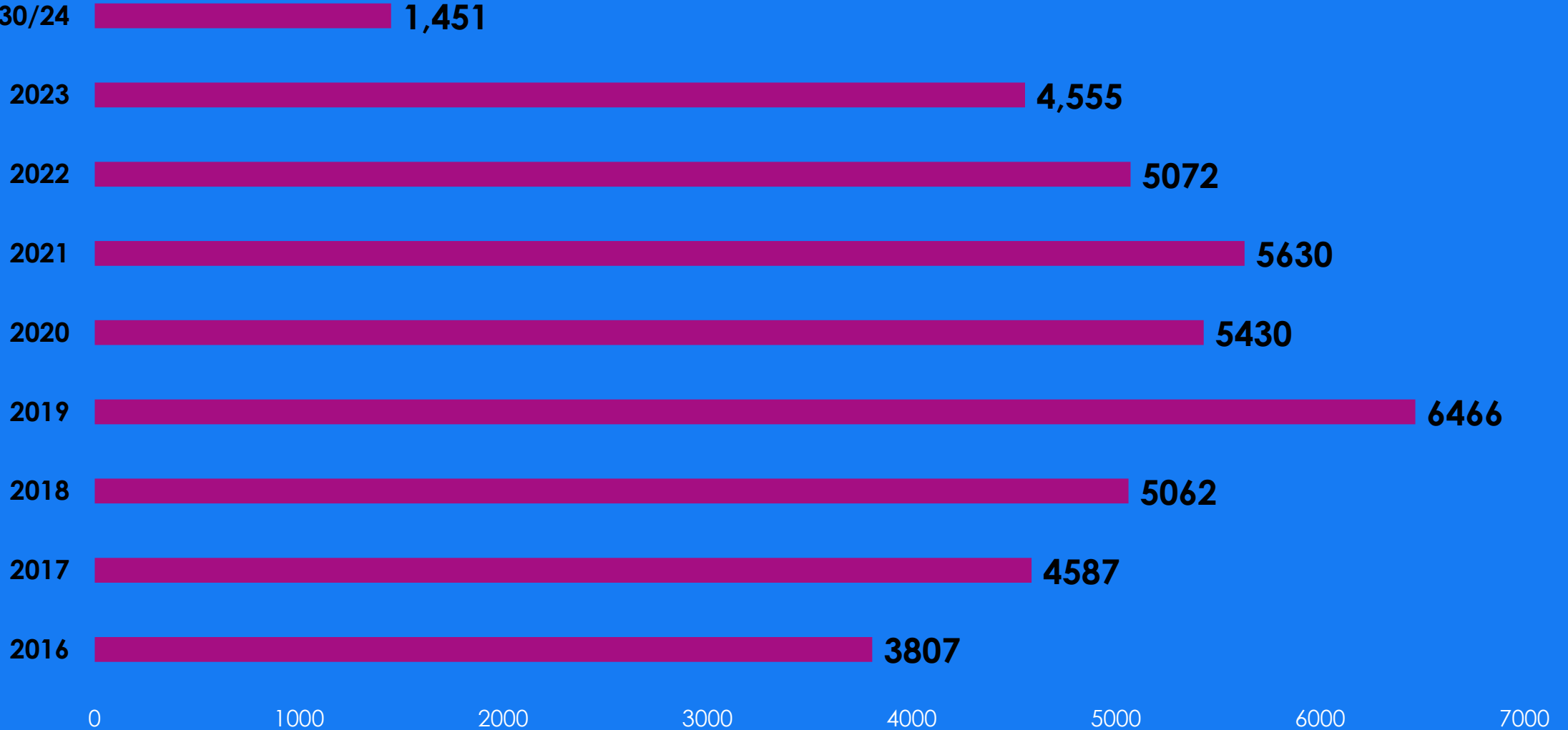


	2020	2021	2022	2023
<b>New Cases Opened</b>	<b>5,430</b>	<b>5,630</b>	<b>5,072</b>	<b>4,555</b>
<b>Cases Reviewed for Charges/Warrants</b>	<b>1,579</b>	<b>2,367</b>	<b>1,841</b>	<b>1,460</b>
<b>Cases Reviewed for Revocation of Sentence</b>	<b>2,181</b>	<b>2,311</b>	<b>3,177</b>	<b>2,548</b>

## CRIMINAL DIVISION – CASES OPENED

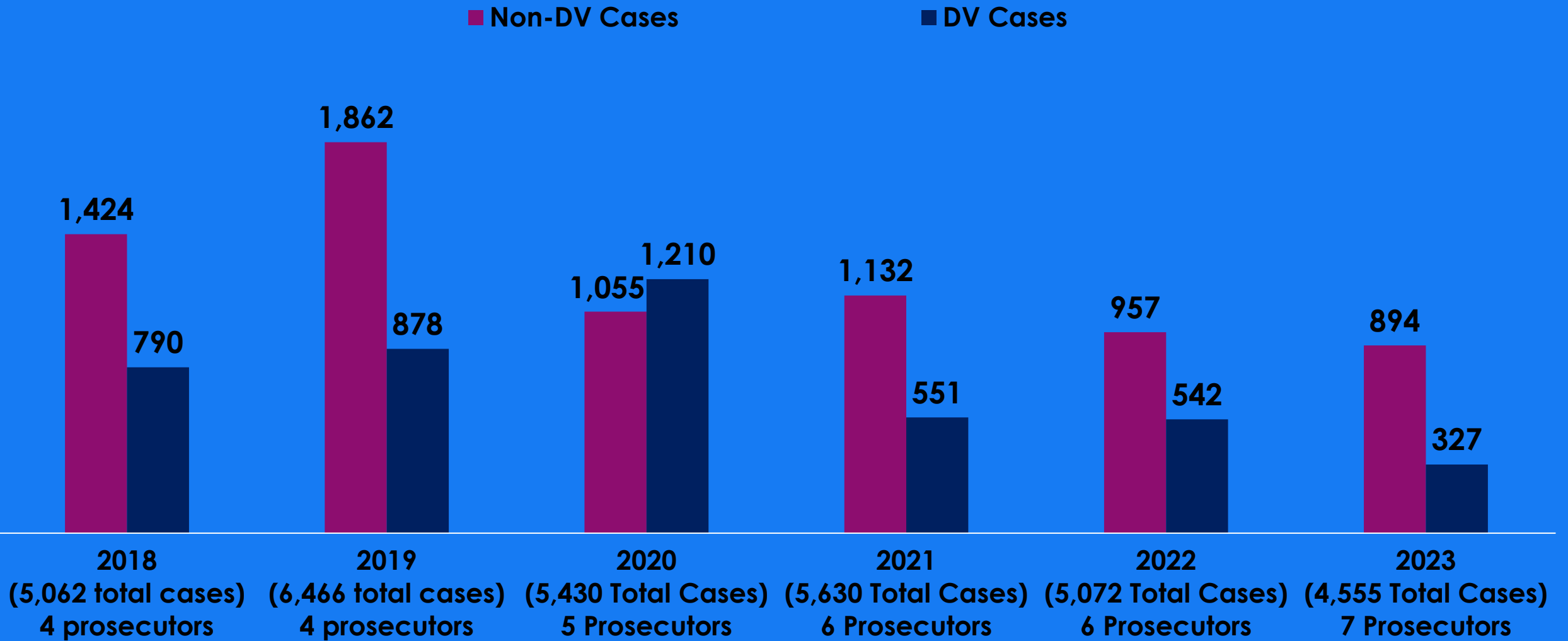
# Total Criminal and Traffic Cases

thru 04/30/24



# CRIMINAL CASES OPENED





# AVERAGE CASELOAD PER PROSECUTOR

<u>Year</u>	<u>Total DV Cases Received</u>	<u>Total DV Cases Filed</u>	<u>% of Referred DV Cases Filed</u>
2016	824	583	70.70%
2017	875	575	65.70%
2018	790	490	62.02%
2019	878	500	56.90%
2020	1,210	565	46.69%
2021	1,101	786	71.38%
2022	1,084	490	45.20%
2023	973	574	58.99%

## DOMESTIC VIOLENCE CASES REFERRED VS. CASES FILED

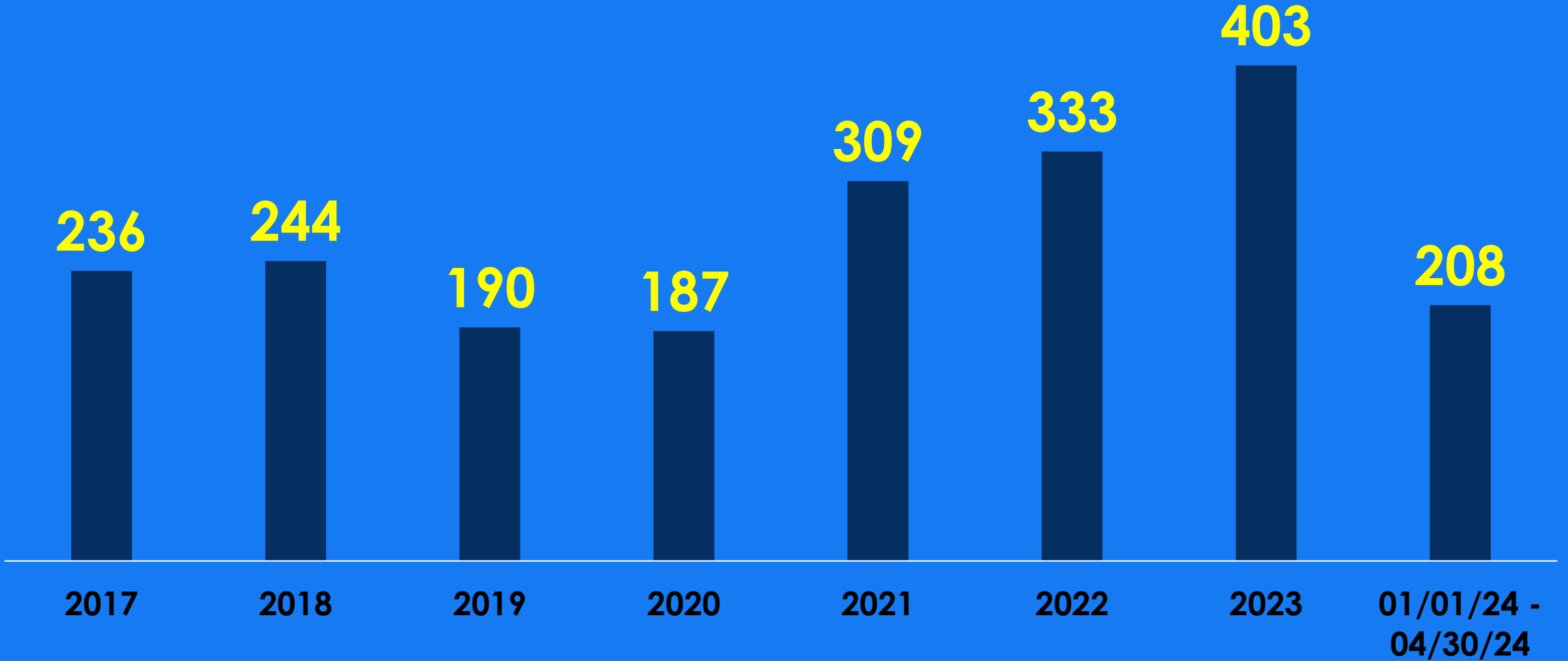


<b>Offense</b>	<b>Cases Referred</b>	<b>Cases Filed</b>	<b>% Cases Filed</b>	<b>Counts Referred</b>	<b>Counts Filed</b>	<b>% Counts Filed</b>
<b>PFMA</b>	633	380	60%	746	468	63%
<b>VNCO</b>	193	134	69%	261	183	70%
<b>VOOP</b>	106	40	38%	168	62	37%
<b>Sexual Assault</b>	21	9	43%	22	10	45%
<b>Privacy in Communications</b>	9	6	67%	17	13	76%
<b>Stalking</b>	11	5	45%	13	6	46%

# 2023 DOMESTIC VIOLENCE CASE TYPES REFERRED VS. FILED



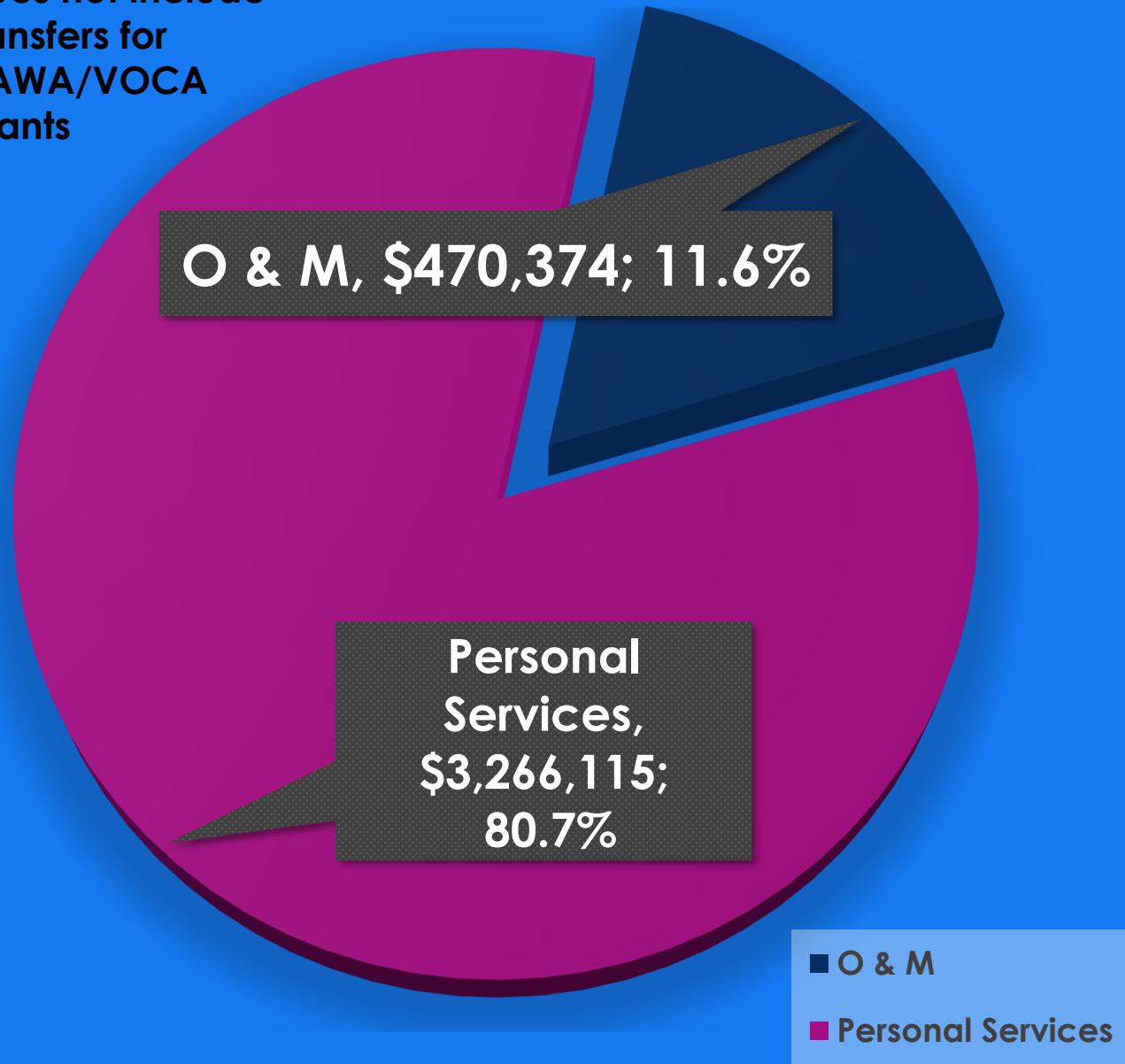
# Public Records Requests



**PUBLIC RECORDS REQUESTS**



Does not include transfers for VAWA/VOCA grants



FY25 Budgeted Expense Total: \$4,047,182

## PROPOSED BUDGETED EXPENDITURES FY2025:

Overall increase of \$503,943 compared to Adopted FY 2024 Budget

### Additional Funding Sources:

- Grant Revenue - \$270,000 (VOCA/VAWA)
- Fines/Forfeitures - \$46,000

- ▶ **Arraignment Court**
- ▶ **Technology Upgrades**
- ▶ **Family Justice Center**
- ▶ **Keeping up with the pace**

**LOOKING FORWARD**



**QUESTIONS?**