



## Equipment Replacement Plan

FY26

# Table of Contents

- I. Equipment replacement Plan
  
- II. FY 26 Recommended Replacements  
Equipment Replacement Worksheet
  
- III. Funding Estimates  
Government Funding Graph
  
- IV. Supplemental Requests  
Supplemental Request Summary  
Supplemental Budget Requests

# **City Of Billings**

## *Equipment Replacement Plan*

- The City of Billings Equipment Replacement Plan identifies replacement and funding guidelines for vehicles and equipment with a useful life in excess of three years and a cost of \$5,000 or more. Stationary equipment which is part of a facility Such as compressors, generators, air conditioners, etc. are exempt.
- On an annual basis the Equipment Replacement Committee will review vehicles and equipment scheduled for replacement, make required changes and submit recommendations for current or future replacements to the City Administrator.
- Equipment replacement guidelines are not intended to be an automatic replacement indicator. Guidelines are an indicator for consideration to recommend equipment for replacement. Because a piece of equipment is scheduled for replacement in a certain year, does not necessarily mean that it will automatically be replaced. Likewise, because a piece of equipment falls within the age and meter/miles guidelines does not necessarily mean that it will be recommended for replacement. Extended use options will be considered.  
Departments are required to review and adjust replacement schedules annually, prior to committee review. Departmental review for replacement consideration include: Meter/Miles, Age, Usage, Condition, Cost, Obsolescence, Safety and Change of operations.
- The replacement plan will cover a 20-year time period and will be reviewed and updated annually. This would require many pieces of equipment to be replaced several times over the 20 years.
- Each piece of equipment will be assigned a replacement year, salvage value, and replacement cost.
- Salvage value is determined by past market analysis as a percentage of purchase price varied by equipment class. Average salvage values range from 15 to 20% of purchase price. Some exceptions will apply to obsolete, low demand, and high demand equipment.
- Estimated Replacement costs are determined by manufacturer average annual percentage increases ranging from 3 to 5%. Some exceptions will apply.
- Departments should ensure that replacement cost estimates are accurate. The amount entered in the Equipment Replacement Plan (ERP) must match the annual budget request amount. Budget amounts will be determined by taking total estimated replacement cost less estimated salvage value. Instances where the equipment is not traded in but sold through auction or other methods will be handled on a case by case basis. The affected

department/division will work with finance to determine the budget impact if any. Budget amendments if required will need Department Head and City Administrator approval prior to placing on the council agenda. Any savings from purchase replacements will not be used to purchase other equipment.

- Any piece of equipment which has been approved for replacement must be disposed of unless otherwise approved by the committee for retention. It will be the respective department's responsibility to ensure that all replacement equipment is appropriately disposed of.
- Replacement funding is maintained by annual contributions for each piece of equipment based on the estimated life, salvage value and replacement cost. Internal Service and Enterprise funded equipment are excluded from the annual contribution funding process but are included in the replacement, cost projection and budgeting process of the program.
- The final plan document will total equipment by department, fund and replacement year including a grand total for all city funds.
- Departments requesting additional equipment or upgraded equipment replacements are required to obtain the additional funding through an **approved** Supplemental Budget Request submitted through the ERP committee.
  - *Example of "upgraded equipment"*: If a department presently has a compact car and wishes to replace it with a full size pickup, the replacement funding calculations are based on the replacement cost of the compact car. The additional cost for the pickup will require a Supplemental Budget Request Form to be submitted.
- Change requests after the final plan is submitted will likely be deferred to the next budget year. Any changes to the final plan, such as equipment purchases, transfers, retentions or other revisions must be reviewed by the committee, recommend by majority vote and then requested in writing and submitted to the City Administrator for approval.

## EQUIPMENT REPLACEMENT GUIDELINES

<u>Class Code</u>	<u>Equipment Class</u>	<u>Years</u>	<u>Meter</u>
1001	Autos - General Use	10-12	100-130k
1002	Police Patrol Cars	5-7	100-130k
1003	Pickups and Light trucks	7-12	100-130k
1004	SUVs	7-12	100-130k
1005	Trucks over 1 ton	10-15	80-120k
1006	Dump trucks	10-15	60-100k mi/ 7-12k hrs
1007	Trucks Refuse	7-10	7-12k hrs
1008	Trucks Sewer Jet	7-12	7-12k hrs
1009	Trucks Ariel Bucket	7-10	7-10k hrs
1010	Trucks Sander/Dump	10-12	60-100k
1011	Trucks Fire Aerial ladder	13-18	N/A
1012	Trucks Fire/Pumper	13-18	N/A
1013	Trucks Fire/Rescue	13-18	N/A
1014	Bus MET	12	300-500k
1015	Bus Paratransit	5	80-100k
1016	Bus Misc	10-20	100-500k
1017	Dozers	3-6	8-10k hrs
1018	Tractors	10-20	5-15k hrs
1019	Loaders	10-20	7-10k hrs
1020	Backhoes	7-15	7-10k hrs
1021	Compactor Landfill	3-5	8-10k hrs
1022	Graders	10-20	7-12k hrs
1023	Rollers	10-20	5-8k hrs
1024	Pavers	15-20	5-7k hrs
1025	Misc Const Equipment	10-20	4-15k hrs
1026	Small Equipment	3-15	N/A
1027	Non Powered Equipment	7-20	N/A
1028	Forklifts	15-20	5-10k hrs
1029	Cushman & Enforcement Scooters	10-15	25-35k
1030	Snow Blowers	10-20	N/A
1031	Snow Plows	10-20	N/A
1032	Street Sweepers	7-10	7-12k hrs
1033	Pumps/generators	7-20	N/A
1034	Air Compressors	10-20	N/A
1035	Mowers/Riding	5-10	3-10k hrs
1036	Attachments/accessories	5-20	N/A
1037	Electronic equipment	3-20	N/A
1038	Computer equipment	3-20	N/A
1039	Furniture/office equipment	3-20	N/A
1040	Shop equipment/machines	3-20	N/A

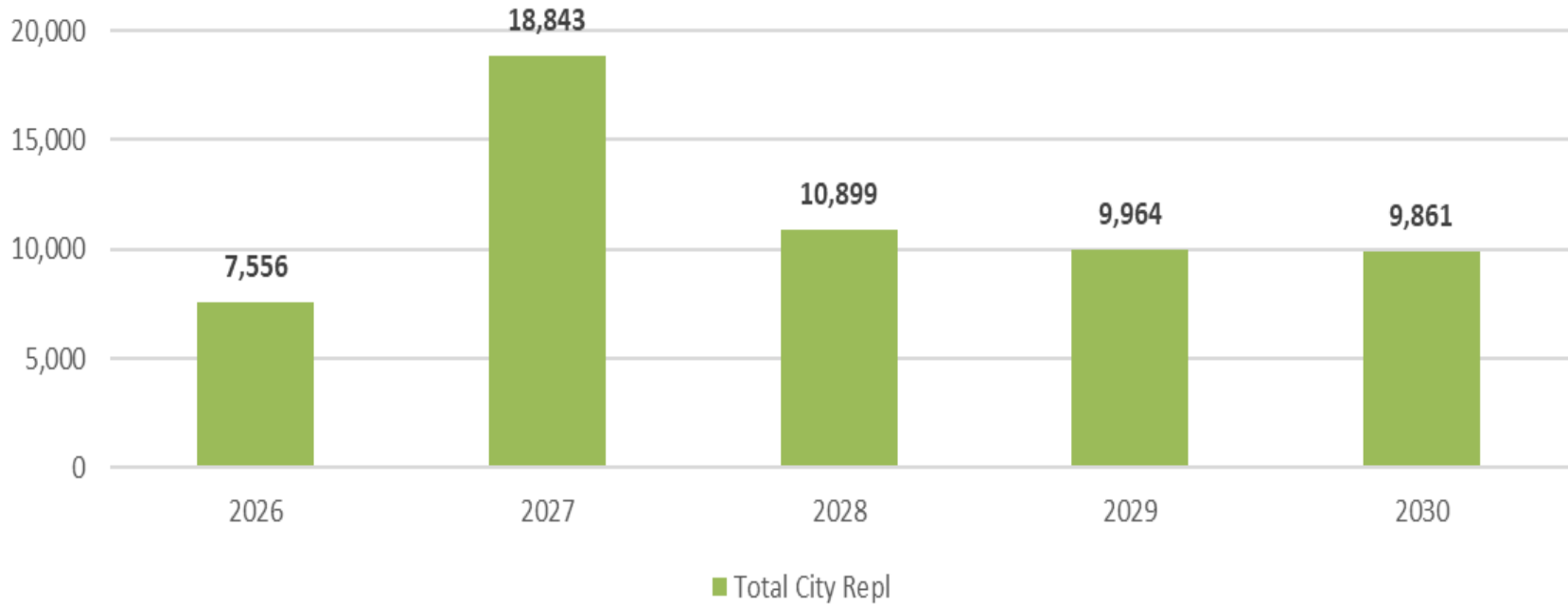
Fy26 Equipment Replacement					
Department	Unit #	Description	Grants	Cty Funding	FY26
Airport	1704	Ford Expedition	0	43,345	43,345
Airport	1710	Ford F350 4x4 Pickup	0	35,461	35,461
Airport	E171	Riding Floor Scruber	0	28,146	28,146
<b>Airport Total</b>			<b>0</b>	<b>106,952</b>	<b>106,952</b>
Code Enf	1955	Ford F-150 xcab pickup	0	34,934	34,934
<b>Code Enf Total</b>			<b>0</b>	<b>34,934</b>	<b>34,934</b>
Facilities	1071	Ford Fusion	0	29,965	29,965
<b>Facilities Total</b>			<b>0</b>	<b>29,965</b>	<b>29,965</b>
Fire	4098	Chevy Malibu	0	30,508	30,508
<b>Fire Total</b>			<b>0</b>	<b>30,508</b>	<b>30,508</b>
Fleet	1034	Toyota Forklift	0	69,127	69,127
<b>Fleet Total</b>			<b>0</b>	<b>69,127</b>	<b>69,127</b>
I.T.	1982	Ford Fusion	0	5,480	5,480
<b>I.T. Total</b>			<b>0</b>	<b>5,480</b>	<b>5,480</b>
Library	5005	Freightliner Bookmobile	0	374,119	374,119
<b>Library Total</b>			<b>0</b>	<b>374,119</b>	<b>374,119</b>
MET	1872	F-450 Paratransit Van	85,841	21,460	107,301
MET	1873	F-450 Paratransit Van	85,841	21,460	107,301
MET	1874	F-450 Paratransit Van	85,841	21,460	107,301
MET	1875	F-450 Paratransit Van	85,841	21,460	107,301
MET	1876	F-450 Paratransit Van	85,841	21,460	107,301
MET	1877	F-450 Paratransit Van	83,238	20,809	104,047
MET	1878	F-450 Paratransit Van	76,036	19,009	95,045
MET	1892	F-450 Paratransit Van	79,377	19,845	99,222
MET	1893	F-450 Paratransit Van	79,377	19,845	99,222
<b>Met Total</b>			<b>747,233</b>	<b>186,808</b>	<b>934,041</b>
Parks	1903	Sulair Compressor	0	28,858	28,858
Parks	1637	Compressor	0	6,998	6,998
Parks	1634	Tilt bed trailer	0	11,483	11,483
Parks	1678	Toro Mower	0	24,221	24,221
<b>Parks Total</b>			<b>0</b>	<b>71,560</b>	<b>71,560</b>
Police	1408	Ford Police	0	44,039	44,039
Police	1424	Ford Police	0	37,940	37,940
Police	1431	Ford Police	0	38,041	38,041
Police	1434	Ford Police	0	35,094	35,094
Police	1439	Ford Police	0	35,094	35,094
Police	1463	Ford Police	0	35,200	35,200
Police	1477	Ford Police	0	32,860	32,860
Police	1510	Detective Car	0	30,872	30,872
<b>Police Total</b>			<b>0</b>	<b>289,140</b>	<b>289,140</b>

Fy26 Equipment Replacement					
Department	Unit #	Description	Grants	Cty Funding	FY26
Belknap	7450	John Deere 710 Backhoe	0	270,153	270,153
Belknap	7501	Ford F350 4x4 Pickup	0	48,573	48,573
Belknap	7995	Rapid View Camera Trailer	0	239,791	239,791
Belknap	7997	Vactor Sewer Jet	0	498,611	498,611
<b>PW Belknap Total</b>			<b>0</b>	<b>1,057,128</b>	<b>1,057,128</b>
Solid Waste	52	Peterbilt Rear load	0	368,500	368,500
Solid Waste	53	Peterbilt Rear load	0	368,500	368,500
Solid Waste	59	Peterbilt Rear load	0	358,262	358,262
Solid Waste	60	Peterbilt Rear load	0	358,262	358,262
Solid Waste	69	Peterbilt Side load	0	319,492	319,492
Solid Waste	74	Autocar Side load	0	323,039	323,039
Solid Waste	75	Autocar Side load	0	323,039	323,039
Solid Waste	199	Freightliner Roll off	0	29,868	29,868
Solid Waste	250	Kincaid Hydroseeder	0	69,456	69,456
Solid Waste	269	John Deere Dozer	0	416,493	416,493
<b>Solid Waste Total</b>			<b>0</b>	<b>2,934,911</b>	<b>2,934,911</b>
Street/Traffic	1103	Ford F-250	0	30,623	30,623
Street/Traffic	1116	Ford F-350	0	50,346	50,346
Street/Traffic	1121	Freightliner Bucket Truck	0	269,267	269,267
Street/Traffic	1220	Ford Mower Tractor	0	39,430	39,430
Street/Traffic	1226	Flail Mower	0	34,694	34,694
Street/Traffic	1229	Freightliner 2 Ton Truck	0	229,576	229,576
Street/Traffic	1230	New Holland Tractor	0	50,393	50,393
Street/Traffic	1243	Freightliner Sweeper	0	304,322	304,322
Street/Traffic	1244	Freightliner Sweeper	0	264,492	264,492
Street/Traffic	1252	Freightliner Sweeper	0	294,020	294,020
Street/Traffic	1318	Air Compressor	0	33,018	33,018
Street/Traffic	1360	Graco Line Laser	0	17,590	17,590
<b>Street/Traffic Total</b>			<b>0</b>	<b>1,617,771</b>	<b>1,617,771</b>
<b>Recommended Plan Replacements Total</b>			<b>747,233</b>	<b>6,808,403</b>	<b>7,555,636</b>

FY 26 Equipment Replacements					
Department	Unit#	Description	Grants	City Funding	2026
<b>Supplemental Requests</b>					
Code Enforcment	1955	Ford F-150	0	7,371	7,371
Airport	1704	Crew Cab Pickup	0	11,126	11,126
Airport	1710	Ford F-350	0	13,000	13,000
Facilities	1071	Retain Ford Fusion	0	0	0
Police	Patrol	Police Cars	0	128,732	128,732
Parks	1634	Retain 1634	0	0	0
Parks	1637	Air Compressor/use 1903	0	0	0
Library	5005	Bookmobile	0	150,881	150,881
MET	NEW	Additional Support Vehicle	0	0	0
Fire	4098	Light Duty Pickup	0	24,492	24,492
PW D&C	7450	Mini Excavator	0	0	0
PW D&C	7501	1 Ton 4x4	0	16,427	16,427
PW D&C	7995	Enclosed Trailer	0	0	0
PW D&C	7997	Sewer Jet	0	101,389	101,389
Solid Waste	52	Rear Load Garbage Truck	0	46,500	46,500
Solid Waste	53	Rear Load Garbage Truck	0	46,500	46,500
Solid Waste	59	Rear Load Garbage Truck	0	56,738	56,738
Solid Waste	60	Rear Load Garbage Truck	0	56,738	56,738
Solid Waste	69	Side Load Garbage Truck	0	100,508	100,508
Solid Waste	74	Side Load Garbage Truck	0	96,961	96,961
Solid Waste	75	Side Load Garbage Truck	0	96,961	96,961
Solid Waste	199	Roll Off Garbage Truck	0	320,132	320,132
Solid Waste	250	Hydro Seeder	0	30,544	30,544
Solid Waste	269	John Deere Dozer	0	683,507	683,507
Street	1220	Tool Cat Upgrade	0	59,600	59,600
Street	1360	Graco Line Lazer	0	29,400	29,400
Street	1100	Shortfall	0	60,400	60,400
<b>Supplemental Requests</b>			<b>0</b>	<b>2,137,907</b>	<b>2,137,907</b>
<b>Recommended Replacements Grand Total</b>			<b>747,233</b>	<b>8,946,310</b>	<b>9,693,543</b>

<b>Transfer Requests</b>		
1955 from Code to Fleet		
1704 from Airport to I.T.		
1710 from Airport to Facilities		
7997 from D&C to Wastewater		
0199 from Sanitation to Landfill		
7501 from D&C to Parks with the sale of Parks 3607		
1103 or 1116 from Street to Parks with the sale of Parks 1614		

### Equipment Replacement Plan FY26-FY30 Total Dollars in millions



## FY 2026 Equipment Replacement Worksheets Sub-totaled by Department

Department Name	Unit.	Description	Est Life	Repl. Meter	Repl. %	Year	Purch. Cost	Repl. Year	2,026	2,027	2,028	2,029	2,030	2,031	2,032	2,033	2,034	2,035
AIRPORT	1702	FORD CROWN VICTORIA	18	100,000	4%	2007	0	2025										
AIRPORT	1772	ROSENBAUER AIRCRAFT FIRE RESCUE TRUCK	18		3%	2007	0	2025										
AIRPORT	1773	ROSENBAUER AIRCRAFT FIRE RESCUE TRUCK	18		3%	2007	0	2025										
AIRPORT	1704	FORD EXPEDITION	16	100,000	3%	2010	28,806	2026	43,345									
AIRPORT	1710	FORD F350 REG CAB 4X4 PU	15	100,000	3%	2011	24,322	2026	35,461									
AIRPORT	1730	OSHKOSH HB SERIES 4X4/20' MB BROOM (A-23)	22		4%	2004	0	2026	-									
AIRPORT	1732	OSHKOSH P SERIES 4X4 SNOW PLOW/22' SCHMIDT B	23	7,000	4%	2003	0	2026	-									
AIRPORT	1733	OSHKOSH H SERIES 4X4 SNOW BLOWER (A-17)	23	7,000	4%	2003	0	2026	-									
AIRPORT	1736	OSHKOSH P SERIES 4X4 SNOW PLOW/22' SCHMIDT B	22	7,000	4%	2004	0	2026	-									
AIRPORT	E171	CAT GTX 30' RIDING FLOOR SCRUBBER	15		3%	2011	18,665	2026	28,146									
AIRPORT	1705	JOHN DEERE TRACTOR 6420/15'ALAMO HYDRO MOWI	24	5,000	3%	2003	87,900	2027		176,925								
AIRPORT	1709	SKID STEER 320D LOADER	15	7,000	4%	2012	31,645	2027		56,042								
AIRPORT	1716	CHEVY 3/4 TON PICKUP	21	100,000	4%	2006	17,996	2027		40,109								
AIRPORT	1725	JOHN DEERE SKIDSTEER LOADER	20	7,000	4%	2007	24,772	2027		53,535								
AIRPORT	1743	JOHN DEERE TRACTOR WITH MOWER	21	7,000	4%	2006	63,591	2027		188,813								
AIRPORT	1755	DEEP VAC 850	15	N/A	4%	2012	24,968	2027		43,718								
AIRPORT	1763	AMIDA LT760D PORTABLE LIGHT PLANT/GENERATOR	30	4,000	3%	1997	15,000	2027		35,659								
AIRPORT	1779	OSHKOSH 4X4 20' BROOM	16	7,000	3%	2011	523,000	2027		802,651								
AIRPORT	E-147	OPS CENTER HYDRAULIC TRASH COMPACTOR (E-147)	35		3%	1992	7,185	2027		19,858								
AIRPORT	E176	CARPET EXTRACTOR	10		3%	2017	10,340	2027		13,689								
AIRPORT	1703	CHEVY 1 TON 4X4 PICKUP	20	100,000	5%	2008	22,622	2028			58,892							
AIRPORT	1706	CHEVY 1 TON 4x4 PICKUP W/SERVICE BOD	20	100,000	5%	2008	22,622	2028			58,892							
AIRPORT	1708	CHEVY 2500 PICKUP W/SERVICE BODY-(A-37)	23	100,000	4%	2005	20,962	2028			49,569							
AIRPORT	1715	E-ONE TITAN AIRCRAFT RESCUE AND FIREFIGHTING	31	N/A	3%	1997	301,343	2028			744,341							
AIRPORT	1718	NEW HOLLAND TRACTOR TC45/LAND PRIDE 6' FLAIL I	26	5,000	3%	2002	20,400	2028			42,974							
AIRPORT	1720	IHC TANDEM DUMP TRUCK (A-22)	25	60,000	5%	2003	83,058	2028			277,111							
AIRPORT	1724	HENDERSON RUNWAY SANDER (E-161)	25	7,000	5%	2003	56,942	2028			192,826							
AIRPORT	1728	JOHN DEERE MOTOR GRADER (A-10)	25	7,000	3%	2003	139,563	2028			285,236							
AIRPORT	1729	FORD ECONOLINE 350/MB (A-29)	40	4,000	1%	1988	69,799	2028			103,223							
AIRPORT	1741	BAUER SCBA COMPRESSOR	21	N/A	4%	2007	36,785	2028			82,721							
AIRPORT	1744	ASPHALT CRACK ROUTER	20	N/A	2%	2008	8,350	2028			11,990							
AIRPORT	1746	Ford Paratransit Van	23	90,000	3%	2005	9,426	2028			17,943							
AIRPORT	1775	TYMCO SWEEPER/VAC TRUCK	18	7,000	4%	2010	187,329	2028			351,395							
AIRPORT	E-139	CLYDE 18' PORTABLE HYDRAULIC AIR-STAIRS (E-139)	41		3%	1987	7,800	2028			25,973							
AIRPORT	E-157	1 JLG CM2033 SCISSOR LIFT (E-157)	33		3%	1995	13,467	2028			35,315							
AIRPORT	E-165	TURBOWAY PASSENGER RAMP	25		3%	2003	22,000	2028			45,623							
AIRPORT	E-168	Escalator Tread Cleaning Machine	20		3%	2008	13,595	2028			23,874							
AIRPORT	E172	TERMINAL BUILDING TRASH COMPACTOR (E-158)	17		3%	2011	29,547	2028			47,950							
AIRPORT	E177	RIDING CARPET SWEEPER	11		3%	2017	16,850	2028			22,987							
AIRPORT	1711	FORD F350 4X4 PICKUP	15	100,000	3%	2014	25,576	2029				36,010						
AIRPORT	1712	FORD F350 4X4 WITH SERVICE BODY	20	100,000	4%	2009	33,911	2029				70,912						
AIRPORT	1713	FORD F350 4X4 EXT CAB PICKUP	20	100,000	4%	2009	23,916	2029				50,011						
AIRPORT	1734	MILLER BIG 40 PORTABLE WELDER/GENERATOR (E-1)	47	4,000	3%	1982	6,500	2029				26,077						
AIRPORT	1737	MB SNOW BLOWER	15	7,000	4%	2014	580,012	2029				1,003,968						
AIRPORT	1750	OSHKOSH HB-SERIES 4X4/20' MB BROOM/PLOW	20		3%	2009	503,598	2029				874,302						
AIRPORT	1751	BOBCAT TOOLCAT	10		3%	2019	51,044	2029				66,047						
AIRPORT	1760	16' HOMEMADE TANDEM AXLE EQUIPMENT TRAILER (	32		3%	1997	5,000	2029				12,775						
AIRPORT	1764	CRAFTCO 200 ASPHALT CRACK ROUTER (E-133)	30	4,000	3%	1999	5,894	2029				14,012						
AIRPORT	1768	JOHN DEERE WHEEL LOADER	24	7,000	4%	2005	135,000	2029				336,596						
AIRPORT	E-146	MILLER 300 SHOP MASTER WELDER/WIRE FEED (E-14	35		3%	1994	7,000	2029				19,697						
AIRPORT	E-169	BOOM LIFT AERIAL PLATFORM	20		3%	2009	41,665	2029				71,085						
AIRPORT	1738	INGERSOLL-RAND PORTABLE COMPACTOR ROLLER (	45	5,000	3%	1985	20,358	2030				76,986						
AIRPORT	1765	CRAFTCO SS250 ASPHALT CRACK SEALER (E-138)	30	4,000	3%	2000	35,030	2030				81,524						
AIRPORT	1770	RUNWAY CLOSURE MARKERS	23	N/A	4%	2007	12,825	2030				30,969						
AIRPORT	1771	RUNWAY CLOSURE MARKERS	23	N/A	4%	2007	12,825	2030				30,969						
AIRPORT	1774	INTERNATIONAL 6X6 WATER TENDER	20		4%	2010	118,687	2030				248,189						
AIRPORT	1777	SULLAIR COMPRESSOR	20	7,000	3%	2010	16,705	2030				28,501						
AIRPORT	1782	FORD EXPEDITION 4X4	14	100,000	4%	2016	41,125	2030				67,103						
AIRPORT	1783	FORD EXPEDITION 4X4	14	100,000	4%	2016	41,125	2030				67,103						
AIRPORT	1784	FORD EXPEDITION 4X4	14	100,000	4%	2016	41,125	2030				67,103						
AIRPORT	E-167	carpet sweeper	6		3%	2024	22,455	2030				26,363						
AIRPORT	1749	TEREX PORTABLE LIGHT PLANT	20	7,000	3%	2011	17,907	2031						30,551				
AIRPORT	1778	MEDICAL SUPPORT TRAILER	20		5%	2011	35,000	2031						89,365				
AIRPORT	1785	FORD F350 4X4 PICKUP	15	100,000	4%	2017	29,039	2032							47,942			
AIRPORT	1786	FORD F350 4X4 PICKUP	15	100,000	4%	2017	29,039	2032							47,942			
AIRPORT	1721	MULTI-TASK SNOW REMOVAL VEHICLE	15	100,000	4%	2018	766,080	2033								1,264,755		
AIRPORT	1722	MULTI-TASK SNOW REMOVAL VEHICLE	15	100,000	4%	2018	766,080	2033								1,264,755		
AIRPORT	1727	JOHN DEERE 644 LOADER	20	7,000	4%	2013	241,650	2033								481,155		
AIRPORT	1780	IHC DUMP TRUCK/SANDER/PLOW	20	7,000	4%	2013	290,793	2033								579,005		
AIRPORT	1781	IHC DUMP TRUCK/SANDER/PLOW	20	7,000	4%	2013	325,889	2033								648,885		
AIRPORT	1787	Ram 1/2 to 4x4	10	100,000	4%	2023	40,866	2033								56,405		
AIRPORT	1745x	CHEVROLET C1500 PICKUP 4X2 (A-80)	10	100,000	3%	2023	29,455	2033								38,996		
AIRPORT	E170x	WINDSOR FLOOR SCRUBBER	10	N/A	3%	2023	17,581	2033								23,627		
AIRPORT	E-174	Voyager Duo Carpet Extractor	10		3%	2023	13,731	2033								18,453		
AIRPORT	1788	Patriot Trailer	10	100,000	4%	2024	4,700	2034									6,487	
AIRPORT	1776	CHEVY BRUSH/RESCUE TRUCK	12		5%	2023	60,054	2035										104,846

## FY 2026 Equipment Replacement Worksheets Sub-totaled by Department

Department Name	Unit.	Description	Est Life	Repl. Meter	Repl. %	Repl. Year	Purch. Cost	Repl. Year	2,026	2,027	2,028	2,029	2,030	2,031	2,032	2,033	2,034	2,035
AIRPORT	1740	MASS TRANSIT BUS SURPLUS (C-7)	15			2023	4,750	2038										
ANIMAL SHELTER	1010	FORD F250 4X4 SUPER CAB	11	100,000	3%	2014	0	2025										
ANIMAL SHELTER	1011	FORD F250 4WD XCAB PICKUP	10	100,000	3%	2015	0	2025										
ANIMAL SHELTER	1004	FORD F250 4X4 EXT CAB PICKUP	17	100,000	1%	2009	0	2026										
ANIMAL SHELTER	AS1002	ANIMAL CONTROL UNIT TRUCK MOUNTED 1002	26		4%	2001	12,585	2027		33,633								
ANIMAL SHELTER	AS1006	Animal control Box mounted on 1006	25	N/A	5%	2003	12,583	2028			41,981							
ANIMAL SHELTER	1005	CHEVY 2500 4X4 EXT CAB	10	100,000	4%	2020	32,589	2030					43,351					
ANIMAL SHELTER	AS1004	SCHWAB ANIMAL CONTROL UNIT	22		4%	2009		2031										
ANIMAL SHELTER	AS100213	ANIMAL TRANSPORT UNIT	20	N/A	4%	2013	13,820	2033								28,208		
ANIMAL SHELTER	1012	CHEVY 2500 4X4 EXT CAB	10	100,000	4%	2024	49,569	2034										65,939
ANIMAL SHELTER	1013	CHEVY 2500 4X4 EXT CAB	10	100,000	4%	2024	49,569	2034										65,939
ANIMAL SHELTER	1014	CHEVY 2500 4X4 EXT CAB	10	100,000	4%	2024	49,569	2034										65,939
BUILDING	1055	FORD FUSION 4DR SEDAN	12	100,000	3%	2015	18,060	2027				23,943						
BUILDING	1060	DODGE 1500 4X4 XCAB PKUP	10	100,000	4%	2017	26,313	2027										35,003
BUILDING	1061	DODGE 1500 4X4 XCAB PCKUP	10	100,000	4%	2017	26,313	2027										35,003
BUILDING	1062	DODGE 1500 4X4 XCAB PCKUP	10	100,000	4%	2017	26,313	2027										35,003
BUILDING	1063	DODGE 1500 4X4 XCAB PCKUP	10	100,000	4%	2017	26,313	2027										35,003
BUILDING	1064	DODGE 1500 4X4 XCAB PCKUP	10	100,000	4%	2017	26,313	2027										35,003
BUILDING	1056	FORD FUSION	12	100,000	4%	2016	18,840	2028			27,337							
BUILDING	1057	DODGE 1500 4X4 XCAB PCKUP	10	100,000	4%	2018	26,706	2028			35,526							
BUILDING	1059	DODGE 1500 4X4 XCAB	10	100,000	4%	2022	47,212	2032							62,803			
BUILDING	1065	DODGE 1500 4X4 XCAB	10	100,000	4%	2022	27,158	2032							36,127			
BUILDING	1066	DODGE 1500 4X4 XCAB	10	100,000	4%	2022	27,158	2032							36,127			
CITY COUNTY PLANN	5101	DODGE 1500 4X4 PICKUP	10	100,000	3%	2020	25,072	2030					31,187					
CODE ENFORCEMEN	1955	FORD F150 4X2 XCAB PICKUP	10	100,000	5%	2016	23,622	2026	34,934									
CODE ENFORCEMEN	1953	DODGE 1500 4X4 EXTCAB PU	10	100,000	4%	2017	26,313	2027		35,003								
CODE ENFORCEMEN	1956	CHEVY EQUINOX AWD	15	100,000	3%	2014	23,918	2029				34,872						
CODE ENFORCEMEN	1950	DODGE 1500 4X4 PICKUP	10	100,000	5%	2020	25,072	2030					37,079					
CODE ENFORCEMEN	1952	DODGE 1500 4X4 PICKUP	10	100,000	5%	2020	25,072	2030					37,079					
CODE ENFORCEMEN	1951	FORD RANGERS	10	100,000	4%	2022	39,704	2032							52,816			
CODE ENFORCEMEN	1957	FORD RANGERS	10	100,000	4%	2022	39,324	2032							52,311			
CODE ENFORCEMEN	1958	Kia Sportage	15	100,000	3%	2020	22,100	2035										32,221
CODE ENFORCEMEN	1949	TRAILER	15	N/A	2%	2024	0	2039										
CODE ENFORCEMEN	1959	TRAILER	15	N/A	2%	2024	0	2039										
DEVELOPMENT SER	1954	FORD FUSION 4 DOOR	17	100,000	4%	2011	6,069	2028							10,911			
DEVELOPMENT SER	1954	FORD FUSION 4 DOOR	17	100,000	4%	2011	12,321	2028							22,152			
ENGINEERING	1083	FORD RANGER X-CAB PICKUP	14	100,000	4%	2011	0	2025										
ENGINEERING	1084	FORD FUSION 4 DOOR	14	100,000	4%	2011	0	2025										
ENGINEERING	1091	Chevy Colorado Ext cab pickup	14	100,000	4%	2012	0	2026										
ENGINEERING	1092	Chevy Colorado Ext cab pickup	14	100,000	4%	2012	0	2026										
ENGINEERING	1094	Chevy Colorado Ext cab pickup	14	100,000	4%	2012	0	2026										
ENGINEERING	1099	FORD TRANSIT CONNECT	15	100,000	4%	2011	0	2026										
ENGINEERING	1080	DODGE 1500 2WD XCAB PCKUP	10	100,000	4%	2017	23,602	2027							31,396			
ENGINEERING	1086	FORD F150 EXT CAB PICKUP	13	100,000	4%	2014	23,425	2027							35,491			
ENGINEERING	1088	ADDCO MESSAGE BOARD	16	N/A	4%	2011	17,000	2027							30,141			
ENGINEERING	1089	DODGE 1500 2WD ECAB PCKUP	10	100,000	4%	2017	23,602	2027							31,396			
ENGINEERING	1096	DODGE 1500 2WD XCAB PCKUP	10	100,000	4%	2017	23,602	2027							31,396			
ENGINEERING	1098	ADDCO MESSAGE BOARD	16	N/A	4%	2011	17,000	2027							30,141			
ENGINEERING	1093	DODGE 1500 4X4 XCAB PCKUP	10	100,000	4%	2018	26,706	2028							35,526			
ENGINEERING	1081	DODGE RAM1500 4X4 PICKUP	10	100,000	4%	2019	25,754	2029										
ENGINEERING	1079	Dodge ram 4x4	10	100,000	4%	2021	25,359	2031										
ENGINEERING	1085	RAM 1500extended cab 4x4	10	100,000	4%	2024	39,750	2034										
ENGINEERING	1087	Nissan Sedan	10	100,000	4%	2024	23,367	2034										52,877
ENGINEERING	1095	RAM 1500extended cab 4x4	10	100,000	4%	2024	39,750	2034										52,877
ENGINEERING	1097	RAM 1500extended cab 4x4	10	100,000	4%	2024	39,750	2034										52,877
FACILITIES	1069	FORD F250 W/SERVICE BODY	16	100,000	4%	2006	3,200	2022										
FACILITIES	1071	FORD FUSION 4 DOOR	15	100,000	4%	2011	18,150	2026	29,965									
FACILITIES	1975	GMC CANYON PICKUP W/LIFTGATE	17	100,000	4%	2009	0	2026										
FACILITIES	1067	FORD F250 2WD W/SERVICE BODY	19	100,000	4%	2008	3,400	2027							6,653			
FACILITIES	1068	FORD F250 W/SERVICE BODY	17	100,000	4%	2010	3,200	2027							5,753			
FACILITIES	1070	Chevy Malibu	19	100,000	4%	2008	16,264	2027							31,826			
FACILITIES	1072	JOHN DEERE GATOR 6X4	27		4%	2000	2,500	2027							6,583			
FACILITIES	1076	JOHN DEERE X700 ULTIMATE	21		3%	2006	2,300	2027							4,049			
FACILITIES	1075	TENNANT SWEEPER/SCRUBBER	13	3,000	3%	2015	69,000	2028			94,429							
FACILITIES	1073	GENIE SISSOR LIFT	23	7,000	4%	2006	15,000	2029				35,471						
FACILITIES	1074x	JOHN DEERE MOWER/BLOWER	12	7,000	4%	2023	14,480	2035										21,011
Fire	4033	MET PARATRANSIT VAN	10	9,000	4%	2015	5,000	2025										10,706
FIRE	4029	BOBCAT UTV W/PLOW & BROOM	11	3,000	4%	2015	0	2026										
FIRE	4048	SUTPHEN FIRE PUMPER	17		5%	2009	0	2026										
FIRE	4074	GMC 1/2 TON 4X4 PICKUP	17	100,000	4%	2009	0	2026										
FIRE	4080	CHEVY MALIBU	19	100,000	5%	2007	0	2026										
FIRE	4081	CHEVY MALIBU	19	100,000	5%	2007	0	2026										
FIRE	4098	CHEVY MALIBU	18	100,000	4%	2008	16,264	2026	30,508									
FIRE	4050	SUTPHEN PUMPER	19		5%	2008	14,939	2027							33,880			
FIRE	4051	SUTPHEN PUMPER	19		5%	2008	14,939	2027							33,880			
FIRE	4073	HAZMAT TRAILER	36	N/A	2%	1991	14,000	2027							26,875			

## FY 2026 Equipment Replacement Worksheets Sub-totaled by Department

Department Name	Unit.	Description	Est Life	Repl. Meter	Repl. %	Year	Purch. Cost	Repl. Year	2,026	2,027	2,028	2,029	2,030	2,031	2,032	2,033	2,034	2,035
FIRE	4075	FORD FUSION 4DR SEDAN	12	100,000	5%	2015	18,060	2027		30,627								
FIRE	4083	FORD F550 BRUSH TRUCK	20		5%	2007	0	2027		-								
FIRE	4087	FORD F250 PICKUP W/PLOW	16	100,000	5%	2011	29,984	2027		62,453								
FIRE	4088	WATER TENDER 2500 GL	30		5%	1997	86,770	2027		366,338								
FIRE	4089	GMC TOPKICK 4DR W/RESCUE BODY	18		5%	2009	127,686	2027		294,523								
FIRE	4093	S2 RESCUE PMPER	20		5%	2007	11,437	2027		29,888								
FIRE	4096	FORD F550 QRV	16	100,000	5%	2011	116,953	2027		243,598								
FIRE	4097	FORD F550 QRV	16	100,000	5%	2011	116,953	2027		243,598								
FIRE	4041	FORD INTERCEPTOR UTILITY	10	100,000	4%	2019	31,624	2029				43,649						
FIRE	4042	FORD INTERCEPTOR UTILITY	10	100,000	4%	2019	31,624	2029				43,649						
FIRE	4064	FREIGHTLINER WATER TENDER	25		5%	2004	115,868	2029				380,783						
FIRE	4065	HAZMAT TRAILER	25		4%	2004	87,820	2029				234,114						
FIRE	4066	FORD F350 4X4 UTILITY BDY	15	100,000	3.0%	2014	40,385	2029				56,861						
FIRE	4067	H&H TECHNICAL RESCUE TRAILER	20		4%	2009	6,950	2029				14,533						
FIRE	4068	FREIGHTLINER HAZMAT UNIT	25		5%	2004	87,820	2029				288,608						
FIRE	4069	FREIGHTLINER TOW VEHICLE	15	7,000	4.0%	2014	195,395	2029				332,356						
FIRE	4077	DODGE 2500 4X4 CREWCAB	10	100,000	4%	2019	36,139	2029				49,881						
FIRE	4094	DODGE 2500 4X4 CREWCAB	10	100,000	4%	2019	36,139	2029				49,881						
FIRE	4030	Kawasaki WRC	8	1,000	4%	2022	1	2030					1					
FIRE	4031	Kawasaki WRC	8	1,000	4%	2022	1	2030					1					
FIRE	4076	DODGE RAM 2500 4X4 CREWCAB PICKUP	10	100,000	4%	2020	30,542	2030					40,628					
FIRE	4086	FORD F250 4X4 CREWCAB	15	100,000	4%	2015	28,625	2030					47,258					
FIRE	4043	FORD SUV	8	100,000	5%	2023	45,684	2031						62,928				
FIRE	4054	PIERCE AERIAL LADDER TRUCK	15	100,000	3%	2016	916,487	2031						1,336,208				
FIRE	4079	FORD SUV	8	100,000	5%	2023	45,684	2031						62,928				
FIRE	4090	FORD SUV	8	100,000	5%	2023	45,684	2031						62,928				
FIRE	4091	FORD SUV	8	100,000	5%	2023	45,684	2031						62,928				
FIRE	4099	FORD SUV	8	100,000	5%	2023	45,684	2031						62,928				
FIRE	4072	FREIGHTLINER AIR VAN	20	N/A	4%	2012	97,360	2032							208,460			
FIRE	4057	FORD F550 4X4 BRUSH TRUCK	10	90,000	5%	2023	0	2033										
FIRE	4082	FORD EXPLORER 4X4	10	90,000	4%	2023	0	2033										
FIRE	4055	PIERCE FIRE PUMPER	16	100,000	5%	2020	610,879	2036										
FIRE	4056	PIERCE FIRE PUMPER	16	100,000	5%	2020	610,879	2036										
FIRE	4045	PIERCE FIRE PUMPER	16	10,500	5%	2021	647,801	2037										
FIRE	4046	PIERCE FIRE PUMPER	16	10,500	5%	2021	647,801	2037										
FIRE	4047	PIERCE FIRE PUMPER	16	10,500	5%	2021	638,777	2037										
FIRE	4058	PIERCE ENFORCER AERIAL TRUCK	15	100,000	5%	2022	1,212,487	2037										
FIRE	4001	Ford F-150 super crew 4x4	15	100,000	4%	2023	45,670	2038										
FIRE	4002	Ford F-150 super crew 4x4	15	100,000	4%	2023	45,670	2038										
FIRE	4003	Ford F-150 super crew 4x4	15	100,000	4%	2023	45,670	2038										
FIRE	4027	BREATHING AIR COMPRESSOR	20	0	4%	2018	133,835	2038										
FIRE	4061	Ford f550	15	90,000	4%	2023	61,000	2038										
FIRE	4062	Ford F550	15	90,000	4%	2023	61,000	2038										
FIRE	4060x	FIRE TRUCK SUTPHEN QUINT	18		4%	2023	0	2041										
FIRE	4070x	FORD 4X4 BRUSH TRUCK	20		5%	2023	0	2043										
FLEET SERVICES	1049	Chevy 2500	14	100,000	4%	2008	2,500	2022										
FLEET SERVICES	1037	FORD F250 4X4 WITH PLOW	17	100,000	4%	2008	2,500	2025										
FLEET SERVICES	1040	chevy s-10	28	100,000	4%	1997	2,500	2025										
FLEET SERVICES	1046	FORD F250 4X4 WITH PLOW	17	100,000	4%	2008	2,500	2025										
FLEET SERVICES	1050	FORD F250 4X4	14	100,000	4%	2011	2,500	2025										
FLEET SERVICES	1051	FORD F250 4X4	14	100,000	4%	2011	2,500	2025										
FLEET SERVICES	1034	TOYOTA FORKLIFT 6000#	27	8,000	4%	1999	25,290	2026	69,127									
FLEET SERVICES	1032	FORD F550 W/SERVICE BODY	16	90,000	4%	2011	51,954	2027		92,113								
FLEET SERVICES	1048	FORD ESCAPE AWD	14	100,000	4%	2013	26,002	2027		42,427								
FLEET SERVICES	1029	Ford Interceptor	15	100,000	4%	2013	2,000	2028			3,402							
FLEET SERVICES	1031	Ford Interceptor	15	100,000	4%	2013	2,000	2028			3,402							
FLEET SERVICES	1033	FORD F150 2WD PICKUP	20	100,000	4%	2008	2,000	2028			4,182							
FLEET SERVICES	1035	FORD F150 4X4 EXT CAB PICKUP	11	100,000	4%	2017	27,065	2028			37,605							
FLEET SERVICES	1036	FORD RANGER 1/2 TON PICKUP	21	100,000	4%	2007	2,500	2028			5,447							
FLEET SERVICES	1038	FORD 3/4 TON PICKUP	20	100,000	4%	2008	2,000	2028			3,982							
FLEET SERVICES	1039	FORD F250 2WD W/SERVICE BODY	20	100,000	4%	2008	5,000	2028			10,206							
FLEET SERVICES	1041	FORD F350 4X4 WITH PLOW	19	100,000	4%	2009	2,500	2028			4,892							
FLEET SERVICES	1042	FORD F350 4X4 WITH PLOW	19	100,000	4%	2009	2,500	2028			4,892							
FLEET SERVICES	1043	FORD F150 EXT CAB PICKUP	18	100,000	4%	2010	3,050	2028			5,721							
FLEET SERVICES	1044	FORD 1T 4X4 W/UTILITY & COMPRESSOR	20	100,000	6%	2008	2,500	2028			7,096							
FLEET SERVICES	1047	FORD 3/4T W/UTILITY BOX	20	100,000	4%	2008	2,500	2028			4,853							
FLEET SERVICES	1052	FORD F250 4X4	17	100,000	4%	2011	2,800	2028			5,034							
FLEET SERVICES	1053	Ford Interceptor	15	100,000	4%	2013	2,000	2028			3,402							
FLEET SERVICES	1054	Ford Interceptor	15	100,000	4%	2013	2,000	2028			3,402							
FLEET SERVICES	1045	FORD 3/4T EXT CAB W/SERVICEBODY	19	100,000	3%	2010	2,500	2029				4,009						
FLEET SERVICES	1030	DODGE 1500 4X4 PICKUP W/PLOW	10	100,000	5%	2020	25,072	2030					33,246					
ITD	1982	FORD FUSION 4 DOOR	17	100,000	5%	2009	2,500	2026	5,480									
ITD	1983	FORD RANGER EXT CAB PICKUP	21	100,000	4%	2006	2,500	2027		5,447								
LIBRARY	5005	FREIGHTLINER BOOKMOBILE	13	150,000	3%	2013	273,372	2026	374,119									
LIBRARY	5003	CHEVY ASTRO VAN	25	100,000	5%	2002	2,000	2027						6,473				
LIBRARY	5006	FORD E350 12 PSGR VAN (A-9)	29	100,000	3%	1998	2,500	2027						5,641				

## FY 2026 Equipment Replacement Worksheets Sub-totaled by Department

Department Name	Unit.	Description	Est Life	Repl. Meter	Repl. %	Year	Purch. Cost	Repl. Year	2,026	2,027	2,028	2,029	2,030	2,031	2,032	2,033	2,034	2,035
LIBRARY	5004	FORD CUTAWAY VAN	21	100,000	4%	2007	44,058	2028			95,992							
MET TRANSIT	1818	GILLIG TRANSIT BUS	14	300,000	3.5%	2011	0	2025										
MET TRANSIT	1818	GILLIG TRANSIT BUS	14	300,000	3.5%	2011	0	2025										
MET TRANSIT	1819	GILLIG TRANSIT BUS	14	300,000	3.5%	2011	0	2025										
MET TRANSIT	1819	GILLIG TRANSIT BUS	14	300,000	3.5%	2011	0	2025										
MET TRANSIT	1822	FORD F550 31' CUTASWY BUS	9	300,000	3%	2016	0	2025										
MET TRANSIT	1822	FORD F550 31' CUTASWY BUS	9	300,000	3%	2016	0	2025										
MET TRANSIT	1825	FORD F550 31' CUTASWY BUS	9	300,000	3%	2016	0	2025										
MET TRANSIT	1825	FORD F550 31' CUTASWY BUS	9	300,000	3%	2016	0	2025										
MET TRANSIT	1865	FORD TAURUS	20	100,000	3%	2005	0	2025										
MET TRANSIT	1891	MET PARATRANSIT VAN	10	9,000	4%	2015	0	2025										
MET TRANSIT	1891	MET PARATRANSIT VAN	10	9,000	4%	2015	0	2025										
MET TRANSIT	1820	FORD F550 31' CUTASWY BUS	10	300,000	3%	2016	0	2026										
MET TRANSIT	1820	FORD F550 31' CUTASWY BUS	10	300,000	3%	2016	0	2026										
MET TRANSIT	1821	FORD F550 31' CUTASWY BUS	10	300,000	3%	2016	0	2026										
MET TRANSIT	1821	FORD F550 31' CUTASWY BUS	10	300,000	3%	2016	0	2026										
MET TRANSIT	1823	FORD F550 31' CUTASWY BUS	10	300,000	3%	2016	0	2026										
MET TRANSIT	1823	FORD F550 31' CUTASWY BUS	10	300,000	3%	2016	0	2026										
MET TRANSIT	1824	FORD F550 31' CUTASWY BUS	10	300,000	3%	2016	0	2026										
MET TRANSIT	1824	FORD F550 31' CUTASWY BUS	10	300,000	3%	2016	0	2026										
MET TRANSIT	1872	FORD F450 PARATRANSIT VAN	8	100,000	3%	2018	17,637	2026	21,460									
MET TRANSIT	1872	FORD F450 PARATRANSIT VAN	8	100,000	3%	2018	70,548	2026	85,841									
MET TRANSIT	1873	FORD F450 PARATRANSIT VAN	8	100,000	3%	2018	17,637	2026	21,460									
MET TRANSIT	1873	FORD F450 PARATRANSIT VAN	8	100,000	3%	2018	70,548	2026	85,841									
MET TRANSIT	1874	FORD F450 PARATRANSIT VAN	8	100,000	3%	2018	17,637	2026	21,460									
MET TRANSIT	1874	FORD F450 PARATRANSIT VAN	8	100,000	3%	2018	70,548	2026	85,841									
MET TRANSIT	1875	FORD F450 PARATRANSIT VAN	8	100,000	3%	2018	17,637	2026	21,460									
MET TRANSIT	1875	FORD F450 PARATRANSIT VAN	8	100,000	3%	2018	70,548	2026	85,841									
MET TRANSIT	1876	FORD F450 PARATRANSIT VAN	8	100,000	3%	2018	17,637	2026	21,460									
MET TRANSIT	1876	FORD F450 PARATRANSIT VAN	8	100,000	3%	2018	70,548	2026	85,841									
MET TRANSIT	1877	Ford Paratransit Van	7	90,000	3%	2019	17,637	2026	20,809									
MET TRANSIT	1877	Ford Paratransit Van	7	90,000	3%	2019	70,548	2026	83,238									
MET TRANSIT	1878	MET PARATRANSIT VAN	7	9,000	3%	2019	16,111	2026	19,009									
MET TRANSIT	1878	MET PARATRANSIT VAN	7	9,000	3%	2019	64,444	2026	76,036									
MET TRANSIT	1886	MET PARATRANSIT VAN	15	90,000	3%	2011	0	2026	-									
MET TRANSIT	1886	MET PARATRANSIT VAN	15	90,000	3%	2011	0	2026	-									
MET TRANSIT	1888	Ford Paratransit Van	12	90,000	3%	2014	0	2026	-									
MET TRANSIT	1888	Ford Paratransit Van	12	90,000	3%	2014	0	2026	-									
MET TRANSIT	1892	FORD F450 PARATRANSIT VAN	9	100,000	3%	2017	15,816	2026	19,845									
MET TRANSIT	1892	FORD F450 PARATRANSIT VAN	9	100,000	3%	2017	63,260	2026	79,377									
MET TRANSIT	1893	FORD F450 PARATRANSIT VAN	9	100,000	3%	2017	15,816	2026	19,845									
MET TRANSIT	1893	FORD F450 PARATRANSIT VAN	9	100,000	3%	2017	63,260	2026	79,377									
MET TRANSIT	1859	MASSY 4WD TRACTOR/BROOM	17	7,000	3%	2010	20,406	2027		31,687								
MET TRANSIT	1860	FORD F250 SRW 4X4 REG CAB	12	100,000	4%	2015	5,000	2027		7,255								
MET TRANSIT	1861	FORD F350 4X4 TRUCK	28	100,000	5%	1999	24,517	2027		94,884								
MET TRANSIT	1862	FORKLIFT	37	700	3%	1990	23,963	2027		70,337								
MET TRANSIT	1868	TANDEM FLAT BED TRAILER	35	0	2%	1992	1,828	2027		3,547								
MET TRANSIT	1869	FORD F350 4X4 EXT CAB W/PLOW	18	100,000	4%	2009	33,984	2027		65,447								
MET TRANSIT	1870	NILFISK ADVANCE SWEEPER	23		3%	2004	32,412	2027		60,727								
MET TRANSIT	1879	MET PARATRANSIT VAN	8	9,000	3%	2019	16,111	2027		19,603								
MET TRANSIT	1879	MET PARATRANSIT VAN	8	9,000	3%	2019	64,152	2027		78,058								
MET TRANSIT	1857	GENIE SCISSOR LIFT	10	N/A	3.0%	2020	16,450	2030					19,640					
MET TRANSIT	1880	MET PARATRANSIT VAN	7	9,000	3%	2023	17,922	2030					21,146					
MET TRANSIT	1880	MET PARATRANSIT VAN	7	9,000	3%	2023	101,556	2030					119,823					
MET TRANSIT	1881	MET PARATRANSIT VAN	7	9,000	3%	2023	17,922	2030					21,146					
MET TRANSIT	1881	MET PARATRANSIT VAN	7	9,000	3%	2023	101,556	2030					119,823					
MET TRANSIT	1882	MET PARATRANSIT VAN	7	9,000	3%	2023	17,922	2030					21,146					
MET TRANSIT	1882	MET PARATRANSIT VAN	7	9,000	3%	2023	101,556	2030					119,823					
MET TRANSIT	1883	MET PARATRANSIT VAN	7	9,000	3%	2023	17,922	2030					21,146					
MET TRANSIT	1863	MET PARATRANSIT VAN	7	9,000	3%	2023	101,556	2030					119,823					
MET TRANSIT	1863	FORD EXPLORER 4X4	10	100,000	3%	2021	53,790	2031						69,600				
MET TRANSIT	1897	HYUNDAI KONA	10	N/A	3%	2022	5,472	2032							7,080			
MET TRANSIT	1897	HYUNDAI KONA	10	N/A	3%	2022	21,890	2032							28,324			
MET TRANSIT	1826	32' TRANSIT BUS	12	300,000	3%	2021	74,995	2033								103,175		
MET TRANSIT	1826	32' TRANSIT BUS	12	300,000	3%	2021	299,982	2033								412,704		
MET TRANSIT	1827	32' TRANSIT BUS	12	300,000	3%	2021	74,995	2033								103,175		
MET TRANSIT	1827	32' TRANSIT BUS	12	300,000	3%	2021	299,982	2033								412,704		
MET TRANSIT	1828	32' TRANSIT BUS	12	300,000	3%	2021	74,995	2033								103,175		
MET TRANSIT	1828	32' TRANSIT BUS	12	300,000	3%	2021	299,982	2033								412,704		
MET TRANSIT	1829	32' TRANSIT BUS	12	300,000	3%	2021	74,995	2033								103,175		
MET TRANSIT	1829	32' TRANSIT BUS	12	300,000	3%	2021	299,982	2033								412,704		
MET TRANSIT	1830	32' TRANSIT BUS	12	300,000	3%	2021	74,995	2033								103,175		
MET TRANSIT	1830	32' TRANSIT BUS	12	300,000	3%	2021	299,982	2033								412,704		
MET TRANSIT	1831	32' TRANSIT BUS	12	300,000	3%	2021	74,995	2033								103,175		
MET TRANSIT	1831	32' TRANSIT BUS	12	300,000	3%	2021	299,982	2033								412,704		
MET TRANSIT	1832	32' TRANSIT BUS	12	300,000	3%	2021	74,995	2033								103,175		

## FY 2026 Equipment Replacement Worksheets Sub-totaled by Department

Department Name	Unit.	Description	Est Life	Repl. Meter	Repl. %	Year	Purch. Cost	Repl. Year	2,026	2,027	2,028	2,029	2,030	2,031	2,032	2,033	2,034	2,035
MET TRANSIT	1832	32' TRANSIT BUS	12	300,000	3%	2021	299,982	2033								412,704		
MET TRANSIT	1833	32' TRANSIT BUS	12	300,000	3%	2021	74,995	2033								103,175		
MET TRANSIT	1833	32' TRANSIT BUS	12	300,000	3%	2021	299,982	2033								412,704		
MET TRANSIT	1834	32' TRANSIT BUS	12	300,000	3%	2021	74,995	2033								103,175		
MET TRANSIT	1834	32' TRANSIT BUS	12	300,000	3%	2021	299,982	2033								412,704		
MET TRANSIT	1835	32' TRANSIT BUS	12	300,000	3%	2021	74,995	2033								103,175		
MET TRANSIT	1835	32' TRANSIT BUS	12	300,000	3%	2021	299,982	2033								412,704		
MET TRANSIT	1836	32' TRANSIT BUS	12	300,000	3%	2021	74,995	2033								103,175		
MET TRANSIT	1836	32' TRANSIT BUS	12	300,000	3%	2021	299,982	2033								412,704		
MET TRANSIT	1837	32' TRANSIT BUS	12	300,000	3%	2021	74,995	2033								103,175		
MET TRANSIT	1837	32' TRANSIT BUS	12	300,000	3%	2021	299,982	2033								412,704		
MET TRANSIT	1838	32' TRANSIT BUS	12	300,000	3%	2021	74,995	2033								103,175		
MET TRANSIT	1838	32' TRANSIT BUS	12	300,000	3%	2021	299,982	2033								412,704		
MET TRANSIT	1839	32' TRANSIT BUS	12	300,000	3%	2021	74,396	2033								102,351		
MET TRANSIT	1839	32' TRANSIT BUS	12	300,000	3%	2021	297,585	2033								409,406		
MET TRANSIT	1840	32' TRANSIT BUS	12	300,000	3%	2021	74,396	2033								102,351		
MET TRANSIT	1840	32' TRANSIT BUS	12	300,000	3%	2021	297,585	2033								409,406		
MET TRANSIT	1841	32' TRANSIT BUS	12	300,000	3%	2021	74,396	2033								102,351		
MET TRANSIT	1841	32' TRANSIT BUS	12	300,000	3%	2021	297,585	2033								409,406		
MET TRANSIT	1842	32' TRANSIT BUS	12	300,000	3%	2021	74,995	2033								103,175		
MET TRANSIT	1842	32' TRANSIT BUS	12	300,000	3%	2021	299,982	2033								412,704		
MET TRANSIT	1896	HYUNDAI KONA	10	N/A	3%	2023	5,731	2033								7,415		
MET TRANSIT	1896	HYUNDAI KONA	10	N/A	3%	2023	22,925	2033								29,663		
MET TRANSIT	1858	FLATBED TRAILER	20	N/A	3.0%	2020	5,800	2040										
PARK DIVISION	3607	CHEVY 3500 PICKUP	11	100,000	4%	2008	0	2019										
PARK DIVISION	1020	FORD E450 PASSENGER VAN	16	100,000	4%	2009	0	2025										
PARK DIVISION	1021	FORD E450 PASSENGER VAN	16	100,000	4%	2009	0	2025										
PARK DIVISION	1614	FORD F250 PICKUP W/PLOW	13	100,000	4%	2012	5,560	2025										
PARK DIVISION	1675	Ditch Witch	22	7,000	4%	2003	18,299	2025										
PARK DIVISION	1680	TORO WORKMAN ATV	15	N/A	3%	2010	0	2025										
PARK DIVISION	1690	IR COMPRESSOR	30	3,000	3%	1995	0	2025										
PARK DIVISION	3615	TORO 5900 MOWER	10	6,000	4%	2015	0	2025										
PARK DIVISION	3616	TORO 5900 MOWER	10	6,000	4%	2015	0	2025										
PARK DIVISION	3617	TORO 4100D TRIM MOWER	10	6,000	4%	2015	0	2025										
PARK DIVISION	1023	FORD E450 PASSENGER VAN	17	100,000	4%	2009	0	2026										
PARK DIVISION	1609	FORD F150 2WD REG CAB PICKUP	13	100,000	4%	2013	0	2026										
PARK DIVISION	1610	CHEVY 1500 2WD PICKUP	21	100,000	4%	2005	0	2026										
PARK DIVISION	1630	FORD F350 W/SERVICE BODY	15	100,000	4%	2011	0	2026										
PARK DIVISION	1634	PJ TILT BED TRAILER	15	N/A	3%	2011	7,876	2026	11,483									
PARK DIVISION	1637	COMPRESSOR	36	5,000	3%	1990	3,000	2026	6,998									
PARK DIVISION	1678	TORO MOWER	15	3,000	3%	2011	17,964	2026	24,221									
PARK DIVISION	1903	SUL AIR AIR COMPRESSOR 18	40	1,700	3%	1986	11,339	2026	28,858									
PARK DIVISION	1024	FORD RANGER 1/2 TON PICKUP	20	100,000	4%	2007	14,989	2027		30,594								
PARK DIVISION	1605	FORD F250 4X4 W SNOWPLOW	10	100,000	4%	2017	25,565	2027		34,008								
PARK DIVISION	1607	FORD RANGER 4X4	26	100,000	1%	2001	2,762	2027		2,473								
PARK DIVISION	1612	CHEVY 3/4 TON PICKUP	21	100,000	1%	2006	4,500	2027		4,871								
PARK DIVISION	1618	IHC 4700 W/VERSALIFT, OVERHEAD RACK	27	8,000	4%	2000	95,233	2027		260,307								
PARK DIVISION	1622	FORD F150 EXT CAB PICKUP	14	100,000	4%	2013	21,010	2027		34,282								
PARK DIVISION	1624	TORO SPRAYER	19	7,000	5%	2008	17,000	2027		41,258								
PARK DIVISION	1625	FORD F350 STAKE BED/HLIST	16	100,000	4%	2011	29,345	2027		52,028								
PARK DIVISION	1629	HOLLAND AERWAY AERATOR, ATTACHMENT	27	N/A	4%	2000	4,765	2027		13,025								
PARK DIVISION	1633	TURFTENDER TOP DRESSER, 4 CU YD, DAKOTA EQUI	28	N/A	4%	1999	16,700	2027		47,573								
PARK DIVISION	1638	DODGE 1500 2WD LB PICKUP	10	100,000	4%	2017	22,506	2027		29,938								
PARK DIVISION	1639	DODGE 1500 2WD LB PICKUP	10	100,000	4%	2017	22,506	2027		29,938								
PARK DIVISION	1640	JOHN DEERE 5420 TRACTOR 4WD	25	10,000	3%	2002	42,184	2027		84,106								
PARK DIVISION	1641	CASE TRACTOR W/MOWER	22	7,000	4%	2005	28,925	2027		67,104								
PARK DIVISION	1642	BOBCAT UTILITY VEHICLE	13	3,000	3%	2014	7,386	2027		10,108								
PARK DIVISION	1651	DODGE 1500 4X4 XCAB PCKUP	10	100,000	4%	2017	26,313	2027		35,003								
PARK DIVISION	1691	FREIGHTLINER DUMP TRUCK	15	60,000	4%	2012	79,825	2027		131,787								
PARK DIVISION	1692	FORD RANGER EXT CAB PICKUP	20	100,000	1%	2007	4,000	2027		3,681								
PARK DIVISION	1693	FORD RANGER EXT CAB PICKUP	19	100,000	1%	2008	4,000	2027		3,632								
PARK DIVISION	1694	FREIGHTLINER DUMP TRUCK	15	60,000	4%	2012	79,825	2027		131,787								
PARK DIVISION	1697	CHEVY 1500 4X4 W/PLOW	13	100,000	3%	2014	32,383	2027		42,698								
PARK DIVISION	1905	Chevy Colorado Ext cab pickup	15	100,000	4%	2012	17,849	2027		29,468								
PARK DIVISION	1914	JOHN DEERE GATOR	13	2,000	4%	2014	10,995	2027		16,988								
PARK DIVISION	1929	TORO WORKMAN HDX 4X4	11	3,000	4%	2016	25,741	2027		37,053								
PARK DIVISION	3601	CHEVY 1500 2WD PICKUP	12	100,000	4%	2015	22,193	2027		32,203								
PARK DIVISION	3602	CHEVY 1500 2WD PICKUP	12	100,000	4%	2015	22,193	2027		32,203								
PARK DIVISION	3603	FORD F250 4X4 W SNOWPLOW	12	100,000	4%	2015	35,911	2027		52,108								
PARK DIVISION	3606	BOBCAT UTV 4X2 3200	12	3,000	3%	2015	7,462	2027		9,520								
PARK DIVISION	3610	BOBCAT UTV 4X4 W/ATTCHMNT	12	3,000	3%	2015	21,365	2027		27,257								
PARK DIVISION	3618	FORD F150 X-CAB 2WD PICKUP	12	100,000	4%	2015	25,803	2027		38,731								
PARK DIVISION	1647	TORO 5900 16' MOWER	10	3,000	4%	2018	84,984	2028			113,049							
PARK DIVISION	1649	TORO 4100D 16' MOWER	10	3,000	4%	2018	59,767	2028			79,505							
PARK DIVISION	1654	Vermeer Stump Grinder	25	2,500	4%	2003	24,824	2028			63,694							
PARK DIVISION	1930	WALKER 52" MOWER W/ATTCHMENTS	10	3,000	4%	2018	27,267	2028			37,635							

## FY 2026 Equipment Replacement Worksheets Sub-totaled by Department

Department Name	Unit.	Description	Est Life	Repl. Meter	Repl. %	Year	Purch. Cost	Repl. Year	2,026	2,027	2,028	2,029	2,030	2,031	2,032	2,033	2,034	2,035
PARK DIVISION	3622	POLARIS RANGER 4X4 UTV	10		5,000	4%	2018	9,482	2028									
PARK DIVISION	3623	POLARIS RANGER 4X4 UTV	10		5,000	4%	2018	9,482	2028									
PARK DIVISION	3624	POLARIS RANGER 4X4 UTV	10		5,000	4%	2018	9,482	2028									
PARK DIVISION	3625	JEEP WRANGLER 4X4 W/PLOW	10		100,000	4%	2018	41,050	2028									
PARK DIVISION	3626	JEEP WRANGLER 4X4 W/PLOW	10		100,000	4%	2018	41,050	2028									
PARK DIVISION	3628	FORD F250 W/UTILITY BODY	10		100,000	4%	2018	34,101	2028									
PARK DIVISION	3629	JEEP WRANGLER 4X4 W/PLOW	10		100,000	4%	2018	34,101	2028									
PARK DIVISION	3631	DODGE RAM 1500 2WD PICKUP	10		100,000	3%	2018	24,780	2028									
PARK DIVISION		FUEL STORAGE TANKS	25			4%	2003	11,962	2028									
PARK DIVISION	1636	DODGE RAM 1500 2WD REG CAB PICKUP	10		100,000	4%	2019	23,220	2029									
PARK DIVISION	1928	WALKER MOWER	6		3,000	4%	2023	37,375	2029			32,049						
PARK DIVISION	1602	DODGE 1500 4X4 PICKUP W/PLOW	10		100,000	4%	2020	32,216	2030			41,685						54,232
PARK DIVISION	1627	IHC PACMAC GARBAGE TRUCK	10		10,000	4%	2020	132,033	2030				42,855					
PARK DIVISION	1664	JOHN DEERE 72" FRONT MOUNT MOWER	10		5,000	4%	2020	25,935	2030				182,238					
PARK DIVISION	1687	TURF SWEEPER	35		3,000	1%	1995	13,125	2030				34,367					
PARK DIVISION	1919	WALKER 52" RIDING MOWER	10		3,000	4%	2020	26,106	2030				16,624					
PARK DIVISION	1920	WALKER 52" RIDING MOWER	10		3,000	4%	2020	31,900	2030				34,727					
PARK DIVISION	3612	TRU BURROW BLOCKER TRAILER	15	N/A		4%	2015	19,895	2030				42,435					
PARK DIVISION	3634	DODGE 1500 4X4 PICKUP W/PLOW	10		100,000	4%	2020	25,072	2030				33,840					
PARK DIVISION	1646	JOHN DEERE	10		3,000	4%	2021	28,900	2031					38,444				
PARK DIVISION	1648	JOHN DEERE FRONT MOWER	10		3,000	4%	2021	21,943	2031					29,190				
PARK DIVISION	1668	DODGE 4500 2WD	10		100,000	4%	2021	51,000	2031				67,842					
PARK DIVISION	3621	NORTHSTAR WASHER/TRAILER	15	N/A		3%	2016	7,400	2031				10,789					
PARK DIVISION	3635	POLARIS RANGER 4x4 UTV	10		5,000	4%	2021	11,983	2031				16,539					
PARK DIVISION	3636	POLARIS RANGER 4x4 UTV	10		5,000	4%	2021	11,983	2031				16,539					
PARK DIVISION	1643	WIEDENMAN LAWN MACHINE	15		100,000	4%	2017	42,175	2032					71,737				
PARK DIVISION	1644	TORO PROCORE AERATOR	15		100,000	4%	2017	34,538	2032					58,747				
PARK DIVISION	1660	DODGE RAM 5500 2WD DUMP TRUCK	12		100,000	4%	2020	45,287	2032					65,713				
PARK DIVISION	1684	CAT 908H WHEEL LOADER	20		7,000	4%	2012	86,258	2032					176,063				
PARK DIVISION	1938	Harper Hawk 4200	10		2,000	3%	2022	59,957	2032					71,584				
PARK DIVISION	3637	TRAILER	10		3,000	4%	2022	10,250	2032					14,148				
PARK DIVISION	1619	Ram 2500 regular cab pickup	10		100,000	4%	2023	50,577	2033							69,809		
PARK DIVISION	1621	Ram 1500 regular cab pickup	10		100,000	4%	2023	40,886	2033							56,433		
PARK DIVISION	1623	Ram 1500 regular cab pickup	10		100,000	4%	2023	40,886	2033							56,433		
PARK DIVISION	1635	BOBCAT TRACK LOADER	15		7,000	4%	2018	57,133	2033							94,323		
PARK DIVISION	1661	Ram 1500 regular cab pickup	10		100,000	4%	2023	40,886	2033							56,433		
PARK DIVISION	1665	Ram 1500 regular cab pickup	10		100,000	4%	2023	40,886	2033							56,433		
PARK DIVISION	1671	TORO 5900 16" MOWER	10		3,000	4%	2023	125,886	2033							167,459		
PARK DIVISION	1676	TORO 5900 16" MOWER	10		7,000	4%	2023	105,953	2033							140,943		
PARK DIVISION	1679	Ram 1500 regular cab pickup	10		100,000	4%	2023	40,886	2033							56,433		
PARK DIVISION	1689	Ram 1500 regular cab pickup	10		100,000	4%	2023	40,886	2033							56,433		
PARK DIVISION	1910	Ford F350 with dump box	10		7,000	5%	2023	67,036	2033							99,810		
PARK DIVISION	1913	JOHN DEERE GATOR	12		2,000	4%	2021	19,885	2033							29,450		
PARK DIVISION	1028	MOBIL SOUND STAGE TRAILER	30	N/A		4%	2004	81,829	2034								257,221	
PARK DIVISION	1617	FREIGHTLINER SERIAL MANLIFT	15		7,000	4%	2019	146,213	2034								241,389	
PARK DIVISION	1617	FREIGHTLINER ALTEC	15		7,000	0.04	2019	146,213	2034								248,700	
PARK DIVISION	3605	TRAILER	10		3,000	4%	2024	8,700	2034								12,008	
PARK DIVISION	3604	Ford f-350	12		100,000	4%	2023	49,498	2035									71,823
PARK DIVISION	3608	PJ TILT BED TRAILER	20	N/A		3%	2015	5,161	2035									8,547
PARK DIVISION	3609	PJ TILT BED TRAILER	20	N/A		3%	2015	5,161	2035									8,547
PARK DIVISION	3613	VERMEER BRUSH CHIPPER	20		7,000	4%	2015	38,779	2035									81,092
PARK DIVISION	1683	BOBCAT E35 MINIX	15		4,000	4%	2022	59,130	2037									
PARK DIVISION	1603	FORD HI-CUBE VAN	15		100,000	4%	2023	0	2038									
PARK DIVISION	1908	CAT TRACK LOADER	15		7,000	5%	2023	131,767	2038									
PARK DIVISION	3630	B-B 20' Tiltbed Trailer	20	N/A		3%	2018	8,363	2038									
PARK DIVISION	1026x	FORD 1/2 TON PICKUP WHITE	15		100,000	4%	2023	36,220	2038									
PARK DIVISION	1611x	CHEVY 1500 2WD PICKUP	15		100,000	4%	2023	24,891	2038									
PARK DIVISION	1687x	TURF SWEEPER	15		3,000	4%	2023	37,389	2038									
PARK DIVISION	1650	IHC TRUCK WITH BOX HOIST LIFTGATE	40		100,000	5%	2001	42,685	2041									
PARK DIVISION	1632	Case 4wd tractor	20		5,000	4%	2023	63,280	2043									
PARK DIVISION	3638	AIR COMPRESSOR 18	20		1,700	3%	2024	24,715	2044									
PARKING	1969	GMC SONOMA 4X4 PICKUP	29		100,000	3%	1996	0	2025									
PARKING	1960	ADVANCE SWEEPER	17		7,000	5%	2010	34,395	2027			75,394						
PARKING	1967	CY-CORP TRAILER USED FOR HAULING GARAGE SV	39		0	3%	1988	548	2027			1,626						
PARKING	1967	CY-CORP TRAILER USED FOR HAULING GARAGE SV	39		0	3%	1988	548	2027			1,626						
PARKING	1967	CY-CORP TRAILER USED FOR HAULING GARAGE SV	39		0	3%	1988	548	2027			1,626						
PARKING	1967	CY-CORP TRAILER USED FOR HAULING GARAGE SV	39		0	3%	1988	548	2027			1,626						
PARKING	1972	FORD F150 4X4 PICKUP	16		100,000	4%	2011	21,920	2027			37,767						
PARKING	1966	FORD ECOSPORT	10		100,000	4%	2021	25,397	2031					35,054				
PARKING	1962	JOHN DEERE X739	10			3%	2024	25,200	2034								30,087	
PARKING	1964	CHEVY EQUINOX AWD	10		100,000	4%	2024	27,955	2034								38,585	
PARKING	1968	CHEVY EQUINOX AWD	10		100,000	4%	2024	27,955	2034								38,585	
POLICE DEPT	1029	FORD INTERCEPTOR	10		100,000	4%	2013	0	2023									
POLICE DEPT	1433	FORD INTERCEPTOR	9		100,000	4%	2016	0	2025									
POLICE DEPT	1442	FORD INTERCEPTOR	8		100,000	4%	2017	0	2025									
POLICE DEPT	1446	FORD INTERCEPTOR	8		100,000	4%	2017	0	2025									

## FY 2026 Equipment Replacement Worksheets

### Sub-totaled by Department

Department Name	Unit.	Description	Est Life	Repl. Meter	Repl. %	Year	Purch. Cost	Repl. Year	2,026	2,027	2,028	2,029	2,030	2,031	2,032	2,033	2,034	2,035
POLICE DEPT	1492	FORD TAURUS	19	100,000	5%	2006	0	2025										
POLICE DEPT	1494	FORD TAURUS	19	100,000	5%	2006	0	2025										
POLICE DEPT	1495	CHEVY MALIBU	17	100,000	5%	2008	0	2025										
POLICE DEPT	1511	FORD FUSION 4 DOOR	16	100,000	4%	2009	0	2025										
POLICE DEPT	1408	FORD F150 4X4 SUPERCREW	12	100,000	4%	2014	30,350	2026	44,039									
POLICE DEPT	1424	FORD INTERCEPTOR	10	100,000	4%	2016	27,488	2026	37,940									
POLICE DEPT	1427	FORD INTERCEPTOR	10	100,000	4%	2016	0	2026	-									
POLICE DEPT	1429	FORD INTERCEPTOR	10	100,000	4%	2016	0	2026	-									
POLICE DEPT	1431	FORD INTERCEPTOR	10	100,000	4%	2016	27,561	2026	38,041									
POLICE DEPT	1434	FORD INTERCEPTOR	9	100,000	4%	2017	27,561	2026	35,094									
POLICE DEPT	1436	FORD INTERCEPTOR	9	100,000	4%	2017	0	2026	-									51,699
POLICE DEPT	1438	FORD INTERCEPTOR	9	100,000	4%	2017	0	2026	-									-
POLICE DEPT	1439	FORD INTERCEPTOR	9	100,000	4%	2017	27,561	2026	35,094									-
POLICE DEPT	1463	FORD INTERCEPTOR	7	100,000	4%	2019	28,949	2026	35,200									51,699
POLICE DEPT	1477	FORD INTERCEPTOR UTILITY	7	100,000	4%	2019	28,949	2026	35,200									-
POLICE DEPT	1477	FORD INTERCEPTOR AWD SUV	6	100,000	4%	2020	29,462	2026	32,860									-
POLICE DEPT	1510	FORD FUSION 4 DOOR	15	100,000	4%	2011	18,150	2026	30,872					42,750		47,235		
POLICE DEPT	1529	GMC 1/2 TON EXT CAB PICKUP	28	100,000	0%	1998	0	2026	-									
POLICE DEPT	1530	TOYOTA 4X4 EXT CAB PICKUP	29	100,000	5%	1997	0	2026	-									
POLICE DEPT	1532	FORD F350 4X4 4DR BOMB UNIT	18	100,000	4%	2008	0	2026	-									
POLICE DEPT	1533	FORD FUSION 4 DOOR	17	100,000	4%	2009	0	2026	-									
POLICE DEPT	1570	Ford Interceptor	13	100,000	4%	2013	0	2026	-									
POLICE DEPT	1574	Ford Interceptor	13	100,000	4%	2013	0	2026	-									
POLICE DEPT	1575	Ford Interceptor	13	100,000	4%	2013	0	2026	-									
POLICE DEPT	1579	Ford Interceptor	13	100,000	4%	2013	0	2026	-									
POLICE DEPT	1585	Ford Interceptor	13	100,000	4%	2013	0	2026	-									
POLICE DEPT	1589	FORD F150 4X4 CREW	15	100,000	0%	2011	0	2026	-									
POLICE DEPT	1593	HURD BOMB TRAILER	31	N/A	3%	1995	0	2026	-									
POLICE DEPT	1595	Meth Lab Trailer	23	N/A	5%	2003	0	2026	-									
POLICE DEPT	3404	CHEVY 3/4 TON EXT CAB PICKUP	13	100,000	4%	2013	0	2026	-									
POLICE DEPT	3415	F150 CREW MARSHALL SERVIC	12	100,000	4%	2014	0	2026	-									
POLICE DEPT	1425	FORD INTERCEPTOR	11	100,000	4%	2016	27,488	2027		39,568								
POLICE DEPT	1430	FORD INTERCEPTOR	11	100,000	4%	2016	27,488	2027		39,568								
POLICE DEPT	1440	FORD INTERCEPTOR	10	100,000	4%	2017	27,561	2027		36,663								
POLICE DEPT	1443	FORD INTERCEPTOR	10	100,000	4%	2017	27,561	2027		36,663								
POLICE DEPT	1445	FORD INTERCEPTOR	10	100,000	4%	2017	27,561	2027		36,663								
POLICE DEPT	1452	FORD INTERCEPTOR	9	100,000	4%	2018	27,533	2027		37,536								
POLICE DEPT	1455	FORD INTERCEPTOR UTILITY	9	100,000	4%	2018	31,706	2027		43,225								
POLICE DEPT	1458	FORD INTERCEPTOR	8	100,000	4%	2019	27,533	2027		34,928								48,815
POLICE DEPT	1459	FORD INTERCEPTOR	8	100,000	4%	2019	27,533	2027		34,928								48,815
POLICE DEPT	1461	FORD INTERCEPTOR	8	100,000	4%	2019	27,533	2027		34,928								48,815
POLICE DEPT	1462	FORD INTERCEPTOR	8	100,000	4%	2019	27,533	2027		34,928								48,815
POLICE DEPT	1506	FORD FUSION SILVER	12	100,000	3%	2015	18,060	2027		23,943								
POLICE DEPT	1516	FORD FUSION BLUE	12	100,000	3%	2015	18,060	2027		23,943								
POLICE DEPT	1518	FORD FUSION BLACK	12	100,000	3%	2015	18,060	2027		23,943								
POLICE DEPT	1520	FORD FUSION WHITE	12	100,000	3%	2015	18,060	2027		23,943								
POLICE DEPT	1539	FORD F150 SUPERCREW	10	100,000	4%	2017	31,089	2027		41,356								
POLICE DEPT	1542	FORD INTERCEPTOR UTILITY	8	100,000	4%	2019	31,706	2027		40,221								56,214
POLICE DEPT	1547	FORD INTERCEPTOR UTILITY	8	100,000	4%	2019	31,706	2027		40,221								56,214
POLICE DEPT	3417	CHEVY SUBURBAN AWD	25	100,000	5%	2002	5,200	2027		16,829								
POLICE DEPT	PD2003	Luma Light	30	N/A	3%	1997	10,000	2027		24,273								
POLICE DEPT	1437	FORD INTERCEPTOR	11	100,000	4%	2017	27,561	2028			38,295							
POLICE DEPT	1444	FORD INTERCEPTOR	11	100,000	4%	2017	27,561	2028			38,295							
POLICE DEPT	1450	FORD INTERCEPTOR	10	100,000	4%	2018	27,533	2028			39,104							
POLICE DEPT	1451	FORD INTERCEPTOR	10	100,000	4%	2018	27,533	2028			39,104							
POLICE DEPT	1453	FORD INTERCEPTOR	10	100,000	4%	2018	27,533	2028			39,104							
POLICE DEPT	1454	FORD INTERCEPTOR	10	100,000	4%	2018	27,533	2028			39,104							
POLICE DEPT	1456	FORD INTERCEPTOR	10	100,000	4%	2018	27,533	2028			39,104							
POLICE DEPT	1464	FORD INTERCEPTOR AWD SUV	8	100,000	4%	2020	35,882	2028			43,725							
POLICE DEPT	1465	FORD INTERCEPTOR AWD SUV	8	100,000	4%	2020	35,882	2028			43,725							
POLICE DEPT	1466	FORD INTERCEPTOR AWD SUV	8	100,000	4%	2020	35,882	2028			43,725							
POLICE DEPT	1467	FORD INTERCEPTOR AWD SUV	8	100,000	4%	2020	35,882	2028			43,725							
POLICE DEPT	1468	FORD INTERCEPTOR AWD SUV	8	100,000	4%	2020	35,962	2028			43,822							
POLICE DEPT	1469	FORD INTERCEPTOR AWD SUV	8	100,000	4%	2020	35,962	2028			43,822							
POLICE DEPT	1470	FORD INTERCEPTOR AWD SUV	8	100,000	4%	2020	35,962	2028			43,822							
POLICE DEPT	1471	FORD INTERCEPTOR AWD SUV	8	100,000	4%	2020	35,962	2028			43,822							
POLICE DEPT	1472	FORD INTERCEPTOR AWD SUV	8	100,000	4%	2020	35,962	2028			43,822							
POLICE DEPT	1473	FORD INTERCEPTOR AWD SUV	8	100,000	4%	2020	35,962	2028			43,822							
POLICE DEPT	1474	FORD INTERCEPTOR AWD SUV	8	100,000	4%	2020	35,962	2028			43,822							
POLICE DEPT	1475	FORD INTERCEPTOR AWD SUV	8	100,000	4%	2020	35,962	2028			43,822							
POLICE DEPT	1476	FORD INTERCEPTOR AWD SUV	8	100,000	4%	2020	35,962	2028			43,822							
POLICE DEPT	1478	FORD INTERCEPTOR AWD SUV	8	100,000	4%	2020	35,962	2028			43,822							
POLICE DEPT	1497	FORD FUSION	12	100,000	4%	2016	18,840	2028			27,337							
POLICE DEPT	1501	CHEVY MALIBU	15	100,000	4%	2013	20,429	2028			34,749							
POLICE DEPT	1508	CHEVY MALIBU	15	100,000	4%	2013	20,429	2028			34,749							
POLICE DEPT	1514	CHEVY MALIBU	15	100,000	4%	2013	20,429	2028			34,749							
POLICE DEPT	1519	FORD F150 CREWCAB PICKUP	10	100,000	4%	2018	31,091	2028			44,157							

## FY 2026 Equipment Replacement Worksheets Sub-totaled by Department

Department Name	Unit.	Description	Est Life	Repl. Meter	Repl. %	Year	Purch. Cost	Repl. Year	2,026	2,027	2,028	2,029	2,030	2,031	2,032	2,033	2,034	2,035
POLICE DEPT	1528	FORD E250 PRISONER TRANSPROT VAN	17	100,000	4%	2011	21,937	2028			40,537							
POLICE DEPT	1409	FORD F150 4X4 SUPERCREW	15	100,000	4%	2014	30,350	2029				50,106						
POLICE DEPT	1410	FORD F150 4X4 SUPERCREW	15	100,000	4%	2014	30,350	2029				50,106						
POLICE DEPT	1447	FORD INTERCEPTOR	12	100,000	4%	2017	27,946	2029				40,551						
POLICE DEPT	1448	FORD INTERCEPTOR	11	100,000	4%	2018	28,944	2029				42,821						
POLICE DEPT	1457	FORD INTERCEPTOR	10	100,000	4%	2019	27,533	2029				38,002						
POLICE DEPT	1460	FORD INTERCEPTOR	10	100,000	4%	2019	27,533	2029				38,002						
POLICE DEPT	1479	FORD INTERCEPTOR	8	100,000	4%	2021	36,251	2029				45,987						
POLICE DEPT	1480	FORD INTERCEPTOR	8	100,000	4%	2021	36,251	2029				45,987						
POLICE DEPT	1481	FORD INTERCEPTOR	8	100,000	4%	2021	36,251	2029				45,987						
POLICE DEPT	1482	FORD INTERCEPTOR	8	100,000	4%	2021	36,251	2029				45,987						
POLICE DEPT	1483	FORD INTERCEPTOR	8	100,000	4%	2021	36,251	2029				45,987						
POLICE DEPT	1484	FORD INTERCEPTOR	8	100,000	4%	2021	36,251	2029				45,987						
POLICE DEPT	1485	FORD INTERCEPTOR	8	100,000	4%	2021	36,251	2029				45,987						
POLICE DEPT	1486	FORD INTERCEPTOR	8	100,000	4%	2021	36,251	2029				45,987						
POLICE DEPT	1487	FORD INTERCEPTOR	8	100,000	4%	2021	36,251	2029				45,987						
POLICE DEPT	1488	FORD INTERCEPTOR	8	100,000	4%	2021	36,251	2029				45,987						
POLICE DEPT	1550	FORD INTERCEPTOR UTILITY	8	100,000	4%	2021	35,903	2029				45,545						
POLICE DEPT	1551	FORD INTERCEPTOR UTILITY	8	100,000	4%	2021	35,903	2029				45,545						
POLICE DEPT	1552	FORD INTERCEPTOR UTILITY	8	100,000	4%	2021	35,903	2029				45,545						
POLICE DEPT	1553	FORD INTERCEPTOR UTILITY	8	100,000	4%	2021	35,903	2029				45,545						
POLICE DEPT	1554	FORD INTERCEPTOR UTILITY	8	100,000	4%	2021	35,903	2029				45,545						
POLICE DEPT	1555	FORD INTERCEPTOR UTILITY	8	100,000	4%	2021	35,903	2029				45,545						
POLICE DEPT	1556	FORD INTERCEPTOR UTILITY	8	100,000	4%	2021	35,903	2029				45,545						
POLICE DEPT	1557	FORD INTERCEPTOR UTILITY	8	100,000	4%	2021	35,903	2029				45,545						
POLICE DEPT	1558	FORD INTERCEPTOR UTILITY	8	100,000	4%	2021	35,903	2029				45,545						
POLICE DEPT	1559	FORD INTERCEPTOR UTILITY	8	100,000	4%	2021	35,903	2029				45,545						
POLICE DEPT	3431	2019 Ford Fusion hybrid	10	100,000	4%	2019	26,200	2029				34,852						
POLICE DEPT	1489	FORD INTERSEPTOR	8	100,000	4%	2022	35,903	2030					45,545					
POLICE DEPT	1490	FORD INTERSEPTOR	8	100,000	4%	2022	35,903	2030					45,545					
POLICE DEPT	1502	NISSAN ALTIMA 4DR AWD SEDAN	10	100,000	4%	2020	21,903	2030					29,136					
POLICE DEPT	1507	NISSAN ALTIMA 4DR AWD SEDAN	10	100,000	4%	2020	21,903	2030					29,136					
POLICE DEPT	1513	NISSAN ALTIMA 4DR AWD SEDAN	10	100,000	4%	2020	21,903	2030					29,136					
POLICE DEPT	1517	NISSAN ALTIMA 4DR AWD SEDAN	10	100,000	4%	2020	21,903	2030					29,136					
POLICE DEPT	1521	NISSAN ALTIMA 4DR AWD SEDAN	10	100,000	4%	2020	21,903	2030					29,136					
POLICE DEPT	1560	FORD INTERSEPTOR UTILITY	8	100,000	4%	2022	35,903	2030					45,545					
POLICE DEPT	1571	FORD INTERSEPTOR UTILITY	8	100,000	4%	2022	35,903	2030					45,545					
POLICE DEPT	1572	FORD INTERSEPTOR UTILITY	8	100,000	4%	2022	35,903	2030					45,545					
POLICE DEPT	3414	FORD INTERCEPTOR UTILITY	15	100,000	3%	2015	28,299	2030					39,844					
POLICE DEPT	PD2004	Cyvac	30	N/A	3%	2000	22,195	2030					53,873					
POLICE DEPT	1537	RADAR TRAILER	30	N/A	4%	2001	14,860	2031						46,265				
POLICE DEPT	1561	FORD INTERSEPTOR UTILITY	8	100,000	4%	2023	45,684	2031						57,953				
POLICE DEPT	1562	FORD INTERSEPTOR UTILITY	8	100,000	4%	2023	45,684	2031						57,953				
POLICE DEPT	1563	FORD INTERSEPTOR UTILITY	8	100,000	4%	2023	45,684	2031						57,953				
POLICE DEPT	1564	FORD INTERSEPTOR UTILITY	8	100,000	4%	2023	45,684	2031						57,953				
POLICE DEPT	1565	FORD INTERSEPTOR UTILITY	8	100,000	4%	2023	45,684	2031						57,953				
POLICE DEPT	1568	FORD INTERSEPTOR UTILITY	8	100,000	4%	2023	45,684	2031						57,953				
POLICE DEPT	1573	FORD INTERSEPTOR UTILITY	8	100,000	4%	2023	45,684	2031						57,953				
POLICE DEPT	1576	FORD INTERSEPTOR UTILITY	8	100,000	4%	2023	45,684	2031						57,953				
POLICE DEPT	1577	FORD INTERSEPTOR UTILITY	8	100,000	4%	2023	45,684	2031						57,953				
POLICE DEPT	1578	FORD INTERSEPTOR UTILITY	8	100,000	4%	2023	45,684	2031						57,953				
POLICE DEPT	1580	FORD INTERSEPTOR UTILITY	8	100,000	4%	2023	45,684	2031						57,953				
POLICE DEPT	1435x	FORD INTERCEPTOR	8	100,000	4%	2023	0	2031						-				
POLICE DEPT	1441x	FORD INTERCEPTOR	8	100,000	4%	2023	0	2031						-				
POLICE DEPT	3408	NISSAN ALTIMA 4DR AWD SEDAN	10	100,000	4%	2022	31,673	2032							42,133			
POLICE DEPT	3409	NISSAN ALTIMA 4DR AWD SEDAN	10	100,000	4%	2022	31,673	2032							42,133			
POLICE DEPT	3421	Dodge Ram	24	100,000	5%	2008	0	2032						-				
POLICE DEPT	3424	NISSAN ALTIMA 4DR AWD SEDAN	10	100,000	4%	2022	31,673	2032							42,133			
POLICE DEPT	3425	NISSAN ALTIMA 4DR AWD SEDAN	10	100,000	4%	2022	31,673	2032							42,133			
POLICE DEPT	3426	NISSAN ALTIMA 4DR AWD SEDAN	10	100,000	4%	2022	31,673	2032							42,133			
POLICE DEPT	3427	NISSAN ALTIMA 4DR AWD SEDAN	10	100,000	4%	2022	31,673	2032							42,133			
POLICE DEPT	1411x	FORD INTERCEPTOR	9	100,000	4%	2023	0	2032						-				
POLICE DEPT	1412x	FORD INTERCEPTOR	9	100,000	4%	2023	0	2032						-				
POLICE DEPT	1413x	FORD INTERCEPTOR	9	100,000	4%	2023	0	2032						-				
POLICE DEPT	1414x	FORD INTERCEPTOR	9	100,000	4%	2023	0	2032						-				
POLICE DEPT	1420x	FORD INTERCEPTOR	9	100,000	4%	2023	0	2032						-				
POLICE DEPT	1422x	FORD INTERCEPTOR	9	100,000	4%	2023	0	2032						-				
POLICE DEPT	1423x	FORD INTERCEPTOR	9	100,000	4%	2023	0	2032						-				
POLICE DEPT	1426x	FORD INTERCEPTOR	9	100,000	4%	2023	0	2032						-				
POLICE DEPT	1428x	FORD INTERCEPTOR	9	100,000	4%	2023	0	2032						-				
POLICE DEPT	1401	FORD INTERSEPTOR UTILITY	8	100,000	4%	2025	48,627	2033								61,687		
POLICE DEPT	1402	FORD INTERSEPTOR UTILITY	8	100,000	4%	2025	48,627	2033								61,687		
POLICE DEPT	1403	FORD INTERSEPTOR UTILITY	8	100,000	4%	2025	48,627	2033								61,687		
POLICE DEPT	1404	FORD INTERSEPTOR UTILITY	8	100,000	4%	2025	48,627	2033								61,687		
POLICE DEPT	1538	RADAR TRAILER	30	N/A	4%	2003	0	2033								-		
POLICE DEPT	1566	Ford F-150 super crew 4x4	11	100,000	4%	2022	51,000	2033									73,412	

## FY 2026 Equipment Replacement Worksheets Sub-totaled by Department

Department Name	Unit.	Description	Est Life	Repl. Meter	Repl. %	Year	Purch. Cost	Repl. Year	2,026	2,027	2,028	2,029	2,030	2,031	2,032	2,033	2,034	2,035
POLICE DEPT	1581	FORD INTERSEPTOR UTILITY	8	100,000	4%	2025	48,627	2033								61,687		
POLICE DEPT	1582	FORD INTERSEPTOR UTILITY	8	100,000	4%	2025	48,627	2033								61,687		
POLICE DEPT	1583	FORD INTERSEPTOR UTILITY	8	100,000	4%	2025	48,627	2033								61,687		
POLICE DEPT	1584	FORD INTERSEPTOR UTILITY	8	100,000	4%	2025	48,627	2033								61,687		
POLICE DEPT	1586	FORD INTERSEPTOR UTILITY	8	100,000	4%	2025	48,627	2033								61,687		
POLICE DEPT	1587	FORD INTERSEPTOR UTILITY	8	100,000	4%	2025	48,627	2033								61,687		
POLICE DEPT	1588	FORD INTERSEPTOR UTILITY	8	100,000	4%	2025	48,627	2033								61,687		
POLICE DEPT	1596	FORD TRANSIT SWAT VAN	15	100,000	4%	2018	38,265	2033								66,617		
POLICE DEPT	1404x	FORD INTERCEPTOR	10	100,000	3%	2023	0	2033								-		
POLICE DEPT	1406x	FORD INTERCEPTOR	10	100,000	3%	2023	0	2033								-		
POLICE DEPT	1407x	FORD INTERCEPTOR	10	100,000	3%	2023	0	2033								-		
POLICE DEPT	1535	GMC TOPKICK BOMB TRUCK	25	100,000	4%	2009	78,963	2034									202,606	
POLICE DEPT	1590	NABCO BOMB TRAILER	30	N/A	5%	2004	0	2034										
POLICE DEPT	1597	KENWORTH CSI VAN	25	100,000	4%	2009	294,491	2034									755,616	
POLICE DEPT	1598	CHARMAC ROBOT TRAIER	30	N/A	4%	2004	0	2034										
POLICE DEPT	1522	CHEVY MALIBU	13	100,000	4%	2024	25,404	2037										
POLICE DEPT	1523	CHEVY MALIBU	13	100,000	4%	2024	25,404	2037										
POLICE DEPT	1524	CHEVY MALIBU	13	100,000	4%	2024	25,404	2037										
POLICE DEPT	1525	CHEVY MALIBU	13	100,000	4%	2024	25,154	2037										
POLICE DEPT	1567x	Ford F150 4x4 crew cab pickup	14	100,000	4%	2023	0	2037										
POLICE DEPT	1569x	Ford F150 4x4 crew cab pickup	14	100,000	4%	2023	0	2037										
PW ADMIN	3092	FORD FUSION 4 DOOR	17	100,000	4%	2009	0	2026	-									
PW ADMIN	1090	FORD FUSION 4 DOOR	13	100,000	4%	2014	18,274	2027		27,686								
PW ADMIN	3091	FORD FUSION	11	100,000	4%	2016	18,840	2027		26,177								
PW BELKNAP	7353	FORD F150 4X2 SUPERCAB	10	100,000	4%	2000	16,240	2010					50,237					
PW BELKNAP	7906	tracked excavator	10	N/A	4%	2011	62,744	2021						131,205				
PW BELKNAP	7351	FLOATING DREDGE	22	7,000	5%	2003	0	2025										
PW BELKNAP	7413	IHC 8 YD TANDEM DUMP TRUCK	13	7,000	4%	2012	0	2025										
PW BELKNAP	7416	Freightliner 10YD DumpTruck	14	80,000	4%	2011	0	2025										
PW BELKNAP	7424	FORD F350 4X4 XCAB	10	100,000	4%	2015	0	2025										
PW BELKNAP	7908	TRAILER	10	N/A	4%	2015	0	2025										
PW BELKNAP	7101	FORD F250 PICKUP W/SERVICEBODY	11	100,000	4%	2015	0	2026	-									
PW BELKNAP	7350	FORD F150 4X2 SUPERCAB	11	100,000	2%	2015	0	2026	-									
PW BELKNAP	7405	CHEVY COLORADO PICKUP	11	100,000	4%	2015	0	2026	-									
PW BELKNAP	7411	WACHS VAC & VALVE OPERATOR	14	N/A	4%	2012	0	2026	-									
PW BELKNAP	7450	JOHN DEERE 710G BACKHOE	23	7,000	5%	2003	92,470	2026	270,153									
PW BELKNAP	7476	CAT SKID STEER LOADER	11	2,000	4%	2015	0	2026	-									
PW BELKNAP	7476	CAT SKID STEER LOADER	11	2,000	4%	2015	0	2026	-									
PW BELKNAP	7501	FORD F350 4X4 REG CAB	11	100,000	4%	2015	34,958	2026	48,573									
PW BELKNAP	7850	FORD F350 2WD W/UTILITY	26	100,000	3%	2000	0	2026	-									
PW BELKNAP	7904	VACTOR SEWER JET	18	7,000	4%	2008	0	2026	-									
PW BELKNAP	7995	RAPID VIEW CAMERA TRAILER	8	5,000	4%	2018	196,781	2026	239,791									
PW BELKNAP	7997	FREIGHTLINER VACTOR	10	7,000	4%	2016	363,885	2026	498,611								339,050	
PW BELKNAP	7104	FORD F250 PICKUP W/SERVICEBODY	16	100,000	3%	2011	23,165	2027								33,698		
PW BELKNAP	7108	FORD F250 SRW 4X4 REG CAB	12	100,000	4%	2015	29,592	2027								42,939		
PW BELKNAP	7111	FORD TRANSIT CONNECT	14	100,000	4%	2013	20,696	2027								33,769		
PW BELKNAP	7112	FORD F250 SRW 4X4 REG CAB	11	100,000	4%	2016	0	2027	-									
PW BELKNAP	7113	FORD F250 SRW 4X4 REG CAB	11	100,000	4%	2016	36,099	2027								50,158		
PW BELKNAP	7116	WACHS PORTABLE VAC SYSTEM	11		4%	2016	16,270	2027								22,606		
PW BELKNAP	7117	FORD F250 4X4 REG CAB	10	100,000	4%	2017	33,703	2027								44,833		
PW BELKNAP	7118	FORD F350 4X4 REG CAB	10	100,000	4%	2017	35,721	2027								47,518		
PW BELKNAP	7120	CHEVY MALIBU	19	100,000	4%	2008	2,550	2027								4,990		
PW BELKNAP	7201	FORD FUSION 4 DOOR	16	100,000	3%	2011	18,150	2027								26,403		
PW BELKNAP	7202	FORD FUSION 4 DOOR	16	100,000	3%	2011	18,150	2027								26,403		
PW BELKNAP	7303	JOHN DEERE 60" LAWN MOWER	24	5,000	4%	2003	14,363	2027								34,662		
PW BELKNAP	7316	DODGE RAM 1500 4X4 EXT CAB	11	100,000	4%	2016	26,451	2027								36,752		
PW BELKNAP	7317	DODGE RAM 1500 4X4 EXT CAB	11	100,000	4%	2016	26,451	2027								36,752		
PW BELKNAP	7318	FORD F250 4X4 XCAB UTL BODY	11	100,000	4%	2016	38,241	2027								53,134		
PW BELKNAP	7322	FORD F250 4X4 W/SERVICE BODY	18	100,000	4%	2009	30,485	2027								57,184		
PW BELKNAP	7323	FORD TRANSIT CONNECT VAN	11	100,000	4%	2016	21,586	2027								29,993		
PW BELKNAP	7324	FORD F150 4X4 XCAB PICKUP	12	100,000	4%	2015	25,903	2027								37,586		
PW BELKNAP	7340	JOHN DEERE TRACTOR BACKHOE, LOADER	22	7,000	4%	2005	36,858	2027								81,822		
PW BELKNAP	7345	30' DREDGE TRAILER	24	N/A	4%	2003	3,000	2027								7,540		
PW BELKNAP	7370	SULLIVAN AIR COMPRESSOR	27	7,000	4%	2000	9,115	2027								25,370		
PW BELKNAP	7373	ONAN GENERATOR	27	7,000	4%	2000	32,500	2027								90,459		
PW BELKNAP	7412	FORD F250 W/SERVICE BODY	17	100,000	4%	2010	21,977	2027								39,512		
PW BELKNAP	7417	FORD F150 2WD EXT CAB PICKUP	14	100,000	4%	2013	21,010	2027								33,231		
PW BELKNAP	7418	FORD F350 2WD W/UTILITY	13	100,000	3%	2014	31,509	2027								43,121		
PW BELKNAP	7426	FORD F250 4X4 REG CAB	10	100,000	4%	2017	31,431	2027								41,811		
PW BELKNAP	7430	JOHN DEERE 710G BACKHOE	24	7,000	5%	2003	92,470	2027								284,354		
PW BELKNAP	7431	IR COMPRESSOR	29	7,000	4%	1998	12,500	2027								37,108		
PW BELKNAP	7437	FORD F900	36	7,000	4%	1991	45,946	2027								183,965		
PW BELKNAP	7440	AIR COMPRESSOR	33	7,000	4%	1994	22,500	2027								80,964		
PW BELKNAP	7502	FORD F350 4X2 FLATBED	12	100,000	4%	2015	27,183	2027								39,443		
PW BELKNAP	7510	NEW HOLLAND EXCAVATOR	21	7,000	4%	2006	55,763	2027								118,706		
PW BELKNAP	7515	TRAC STAR FUSION MACHINE	21	7,000	4%	2006	38,080	2027								81,063		

## FY 2026 Equipment Replacement Worksheets Sub-totaled by Department

Department Name	Unit.	Description	Est Life	Repl. Meter	Repl. %	Year	Purch. Cost	Repl. Year	2,026	2,027	2,028	2,029	2,030	2,031	2,032	2,033	2,034	2,035	
PW BELKNAP	7520	INGERSOL RAND AIR COMPRESSOR	20		7,000	4%	2007	26,393	2027										
PW BELKNAP	7530	TOWMASTER 20' TRAILER	20			4%	2007	10,750	2027										
PW BELKNAP	7565	MCELROY FUSION MACHINE	11	N/A		4%	2016	66,170	2027										
PW BELKNAP	7810	CHEVY 3/4T 4X4 EXT CAB W/PLOW	14		100,000	4%	2013	49,686	2027										
PW BELKNAP	7905	POWER PRIME PUMP	20		7,000	4%	2007	36,898	2027										
PW BELKNAP	7907	BOBCAT S650 SKIDSTEER	15		7,000	4%	2012	40,939	2027										
PW BELKNAP	7912	FREIGHTLINER VACTOR SEWER TRUCK	11		7,000	4%	2016	359,828	2027										
PW BELKNAP	7916	VOLVO 8YD DUMP TRUCK	10		100,000	4%	2017	110,050	2027										
PW BELKNAP	7925	CUMMINS POWER GENERATOR	24			4%	2003	31,635	2027										
PW BELKNAP	7121	KUBOTA UTV RTV500	10		100,000	4%	2018	10,475	2028										
PW BELKNAP	7149	FORD F250 W/SERVICE BODY	10		100,000	4%	2018	36,139	2028										
PW BELKNAP	7305	JD 1575 TERRAIN CAT 4WD	10		7,000	4%	2018	36,314	2028										
PW BELKNAP	7326	KUBOTA UTV RTV500	10		100,000	4%	2018	10,475	2028										
PW BELKNAP	7327	KUBOTA RTV X1100C	10		5,000	4%	2018	19,095	2028										
PW BELKNAP	7344	FORD F350 W/SERVICE BODY	10		100,000	4%	2018	38,407	2028										
PW BELKNAP	7446	FORD F350 W/SERVICE BODY	10		100,000	4%	2018	36,699	2028										
PW BELKNAP	7486	FREIGHTLINER DUMP TRUCK	10		7,000	4%	2018	180,462	2028										
PW BELKNAP	7546	FORD F250 W/SERVICE BODY	10		100,000	4%	2018	38,407	2028										
PW BELKNAP	7813	JD GATOR UTV 6X4	10		5,000	4%	2018	18,792	2028										
PW BELKNAP	7814	JD GATOR UTV 6X4	10		5,000	4%	2018	18,792	2028										
PW BELKNAP	7917	FRTLINR VACTOR JET TRUCK	10		7,000	4%	2018	365,290	2028										
PW BELKNAP	7114	FORD F250 4X4 PICKUP W/SERVICE BODY	10		100,000	4%	2019	37,487	2029										
PW BELKNAP	7143	DODGE RAM1500 4X4 PICKUP	10		100,000	4%	2019	25,754	2029										
PW BELKNAP	7177	FORD F250 4X4 EXTCAB WITH SERVICE BODY	10		100,000	4%	2019	40,113	2029										
PW BELKNAP	7304	CUMMINS POWER GENERATOR	17		7,000	4%	2012	106,075	2029										
PW BELKNAP	7313	CUMMINS GENERATOR	20		7,000	4%	2009	82,810	2029										
PW BELKNAP	7320	DODGE RAM1500 4X4 PICKUP	10		100,000	4%	2019	25,754	2029										
PW BELKNAP	7415	FORD F350 4X4 PICKUP W/SERVICE BODY	10		100,000	4%	2019	39,551	2029										
PW BELKNAP	7484	FREIGHTLINER 12YD DUMP TRUCK	10		100,000	4%	2019	147,277	2029										
PW BELKNAP	7505	HAMMERHEAD HG12 WINCH	23			4%	2006	144,000	2029										
PW BELKNAP	7540	FORD F250 4X4 EXTCAB WITH SERVICE BODY,COMPF	10		100,000	4%	2019	65,987	2029										
PW BELKNAP	7550	KIEFFER BUILT 45' TRAILER	20			4%	2009	12,980	2029										
PW BELKNAP	7555	HAMMERHEAD POWERPAK	19	N/A		4%	2010	186,000	2029										
PW BELKNAP	7802	KUBOTA F2690 MOWER	10		3,000	4%	2019	16,900	2029										
PW BELKNAP	7811	SMITHCO SWEEPER	10		3,000	4%	2019	38,055	2029										
PW BELKNAP	7815	KUBOTA F2690 MOWER	10		3,000	4%	2019	16,900	2029										
PW BELKNAP	7851	FORD F250 4X4 EXTCAB W/SERVICE BODY	10		100,000	4%	2019	39,777	2029										
PW BELKNAP	7909	FORD F250 4X4 EXTCAB WITH SERVICE BODY,COMPF	10		100,000	4%	2019	54,893	2029										
PW BELKNAP	3090	FORD TRANSIT CONNECT VAN	15		100,000	3%	2015	21,784	2030										
PW BELKNAP	7115	NISSAN ALTIMA 4DR AWD SEDAN	10		100,000	4%	2020	21,903	2030										
PW BELKNAP	7319	CHEVY MALIBU 4DR SEDAN	30		100,000	4%	2000	15,324	2030										
PW BELKNAP	7352	CHEVY 3500 4X4 EXT CAB WITH SERVICE BODY	10		100,000	4%	2020	41,932	2030										
PW BELKNAP	7355	DODGE 3500 2WD W/SERVICE BODY	10		100,000	4%	2020	36,812	2030										
PW BELKNAP	7408	CHEVY 3500 4X4 EXT CAB WITH SERVICE BODY	10		100,000	4%	2020	41,932	2030										
PW BELKNAP	7409	c12 machine	10	N/A		4%	2020	48,222	2030										
PW BELKNAP	7801	JOHN DEERE GATOR	10			4%	2020	10,000	2030										
PW BELKNAP	7806	FORD F550 4X4 W/PLOW DUMP BED	10		90,000	3%	2020	57,517	2030										
PW BELKNAP	7846	DODGE 1500 4X4 PICKUP W/PLOW	10		100,000	5%	2020	25,072	2030										
PW BELKNAP	7914	DODGE RAM 5500 DUMP TRUCK W/SNOW PLOW	10		100,000	3%	2020	69,583	2030										
PW BELKNAP	7407	DODGE 3500 2X4	10		100,000	4%	2021	41,618	2031										
PW BELKNAP	7600	Ram 3500	10		100,000	4%	2021	41,618	2031										
PW BELKNAP	7803	Chevy 3500	10		100,000	4%	2021	45,812	2031										
PW BELKNAP	7918	FREIGHTLINER VACTOR	10		7,000	4%	2021	396,282	2031										
PW BELKNAP	7107	GENRAC GENERATOR ON TRAILER	20	N/A		4%	2012	34,800	2032										
PW BELKNAP	7420	WAUSAU SNOW PLOW	20		100,000	4%	2012	21,844	2032										
PW BELKNAP	7421	HENDERSON SLIDE IN SANDER	20	N/A		4%	2012	10,200	2032										
PW BELKNAP	7422	WAUSAU SNOW PLOW	20	N/A		4%	2012	21,844	2032										
PW BELKNAP	7423	HENDERSON SLIDE IN SANDER	20	N/A		4%	2012	10,200	2032										
PW BELKNAP	7620	FREIGHTLINER DUMP TRUCK	10		7,000	4%	2022	162,687	2032										
PW BELKNAP	7106	FORD RANGER REG CAB PICKUP	10		100,000	3%	2023	18,597	2033										
PW BELKNAP	7610	Wachs trav-l-vac	10	N/A		4%	2023	26,865	2033										
PW BELKNAP	7620x	FREIGHTLINER 12 YD	10		7,000	4%	2023	75,800	2033										
PW BELKNAP	7110	2024 Chevy 2500	10		100,000	4%	2024	47,767	2034										
PW BELKNAP	7119	Ram 2500 regular cab pickup	10		100,000	4%	2024	45,526	2034										
PW BELKNAP	7356	DODGE 3500 4WD W/SERVICE BODY	10		100,000	4%	2024	50,275	2034										
PW BELKNAP	7357	DODGE 2500 4WD W/SERVICE BODY	10		100,000	4%	2024	47,310	2034										
PW BELKNAP	7425	Chevy 1 ton	10		100,000	4%	2024	51,314	2034										
PW BELKNAP	7812	HANCO GENERATOR ON TRAILR	20		7,000	4%	2014	23,645	2034										
PW BELKNAP	7852	DODGE 2500 4WD W/SERVICE BODY	10		100,000	4%	2024	47,310	2034										
PW BELKNAP	7930	CAT 950 FRONTEND LOADER	15		8,000	4%	2019	192,983	2034										
PW BELKNAP	7804	BOBCAT S70 SKIDSTEER	15		4,000	3%	2020	20,211	2035										
PW BELKNAP	7919	Behnke 8x25 trailer	15	N/A		4%	2021	15,900	2036										
PW BELKNAP	7342	PJ DECKOVER TRAILER	20		100,000	3%	2018	7,993	2038										
PW BELKNAP	7435	JOHN DEERE 710D BACKHOE	15		7,000	4%	2023	234,186	2038										
PW BELKNAP	7910	John Deere track loader	15		4,000	3%	2023	123,471	2038										
PW BELKNAP	7432	Toyota forklift	15		7,000	4%	2024	43,151	2039										

## FY 2026 Equipment Replacement Worksheets

### Sub-totaled by Department

Department Name	Unit.	Description	Est Life	Repl. Meter	Repl. %	Year	Purch. Cost	Repl. Year	2,026	2,027	2,028	2,029	2,030	2,031	2,032	2,033	2,034	2,035
PW BELKNAP	7871	CATERPILLAR FORKLIFT	20	7,000	4%	2020	98,662	2040										
PW BELKNAP	7872	HELI LIFT TRUCK	20	7,000	4%	2022	29,850	2042										
PW BELKNAP	3423x	TOYOTA FORKLIFT	20	7,000	4%	2023	52,653	2043										
SOLID WASTE	0055	ATC CNG/CURBTENDER S LOAD	7	10,000	4%	2017	315,556	2024						483,330				
SOLID WASTE	0056	AUTO CAR CURBTENDER SIDE LD	7	10,000	4%	2017	315,557	2024						514,887				
SOLID WASTE	0058	PETERBUILT REARLOAD	9	10,000	4%	2016	0	2025										
SOLID WASTE	0063	PETERBUILT NEWAY FRONTLOAD	7	10,000	4%	2018	0	2025							-			
SOLID WASTE	0066	PETERBUILT HEIL SIDELOAD	7	10,000	4%	2018	0	2025							-			
SOLID WASTE	0067	PETERBUILT HEIL SIDELOAD	7	10,000	4%	2018	0	2025							-			
SOLID WASTE	0068	PETERBUILT HEIL SIDELOAD	7	10,000	4%	2018	0	2025							-			
SOLID WASTE	0070	PETERBUILT NEWAY FRONT LD	7	10,000	4%	2018	0	2025							-			
SOLID WASTE	0071	PETERBUILT NEWAY FRONT LD	7	10,000	4%	2018	0	2025							-			
SOLID WASTE	0072	PETERBUILT NEWAY FRONT LD	7	10,000	4%	2018	0	2025							-			
SOLID WASTE	0073	PETERBUILT NEWAY FRONT LD	7	10,000	4%	2018	0	2025							-			
SOLID WASTE	0194	AUTOCAR CNG HEIL 5000 RL	10	10,000	3%	2015	0	2025										-
SOLID WASTE	0262	CAT 836K COMPACTOR	5	10,000	4%	2020	0	2025										-
SOLID WASTE	0027	CHEVY 3/4 TON 4X4 PICKUP	13	100,000	4%	2013	0	2026	-									
SOLID WASTE	0050	PETERBUILT NEWAY CNG FRONT LD	10	10,000	4%	2016	0	2026	-									
SOLID WASTE	0051	PETERBUILT NEWAY CNG FRONT LD	10	10,000	4%	2016	0	2026	-									
SOLID WASTE	0052	PETERBUILT REAR LOAD	10	12,000	4%	2016	257,648	2026	368,500									
SOLID WASTE	0053	PETERBUILT REAR LOAD	10	12,000	4%	2016	257,648	2026	368,500									
SOLID WASTE	0057	PETERBUILT NEWAY CNG FRONT LD	10	10,000	4%	2016	0	2026	-									
SOLID WASTE	0059	PETERBUILT REARLOAD	10	10,000	4%	2016	250,490	2026	358,262									
SOLID WASTE	0060	PETERBUILT REARLOAD	10	10,000	4%	2016	250,490	2026	358,262									
SOLID WASTE	0069	PETERBUILT/HEIL SIDELOAD	8	8,000	4%	2018	262,186	2026	319,492								451,742	
SOLID WASTE	0074	AUTOCAR BRIDGEPORT SIDE LOAD	8	10,000	4%	2018	254,648	2026	323,039								451,486	
SOLID WASTE	0075	AUTOCAR BRIDGEPORT SIDE LOAD	8	10,000	4%	2018	254,648	2026	323,039								451,486	
SOLID WASTE	0197	PETERBUILT CNG SIDELOAD	10	10,000	3%	2016	0	2026	-									
SOLID WASTE	0198	PETERBUILT CNG SIDELOAD	10	10,000	3%	2016	0	2026	-									
SOLID WASTE	0199	FREIGHTLINER ROLL OFF	14	10,000	4%	2012	19,500	2026	29,868									
SOLID WASTE	0250	KINCAID PRO HYDROSEEDER	13	7,000	4%	2013	45,843	2026	69,456									
SOLID WASTE	0269	JOHN DEERE DOZER	5	10,000	4%	2021	510,000	2026	416,493					550,925				
SOLID WASTE	0028	FORD F250 4X4 PICKUP	13	100,000	3.0%	2014	25,217	2027							33,249			
SOLID WASTE	0030	FORD F250 4X4 PICKUP	12	100,000	4%	2015	24,024	2027							36,061			
SOLID WASTE	0033	CHEVY 2500HD 4X4 PICKUP	11	100,000	4%	2016	28,869	2027							40,112			
SOLID WASTE	0036	FORD F250 4X4 PICKUP	10	100,000	4%	2017	27,329	2027							39,087			
SOLID WASTE	0037	FORD F250 4X4 PICKUP	10	100,000	4%	2017	27,329	2027							39,087			
SOLID WASTE	0054	FREIGHTLINER ROLL OFF	10	10,000	4%	2017	164,151	2027							210,153			
SOLID WASTE	0076	PETERBUILT.CURBTENDER SIDELOAD	7	10,000	4%	2020	284,200	2027							345,568		463,722	
SOLID WASTE	0077	PETERBUILT.CURBTENDER SIDELOAD	7	10,000	4%	2020	284,200	2027							345,568		463,722	
SOLID WASTE	0078	PETERBUILT.CURBTENDER SIDELOAD	7	10,000	4%	2020	284,200	2027							345,568		463,722	
SOLID WASTE	0079	PETERBUILT.CURBTENDER SIDELOAD	7	10,000	4%	2020	284,200	2027							345,568		463,722	
SOLID WASTE	0080	PETERBUILT.CURBTENDER SIDELOAD	7	10,000	4%	2020	284,200	2027							345,568		463,722	
SOLID WASTE	0081	PETERBUILT.CURBTENDER SIDELOAD	7	10,000	4%	2020	284,200	2027							345,568		463,722	
SOLID WASTE	0082	PETERBUILT.CURBTENDER SIDELOAD	7	10,000	4%	2020	288,441	2027							350,725		470,642	
SOLID WASTE	0085	PETERBUILT HEIL FRONT LD	7	10,000	4%	2020	322,214	2027							391,790		525,749	
SOLID WASTE	0086	PETERBUILT HEIL FRONT LD	7	10,000	4%	2020	322,214	2027							391,790		525,749	
SOLID WASTE	0191	PTRBLT LEACH REARLOAD	12	12,000	4%	2015	204,432	2027							306,859			
SOLID WASTE	0206	CHAMPION GRADER MDL 720A	32	10,000	4%	1995	106,498	2027							357,627			
SOLID WASTE	0231	5YD DUMP TRUCK	16	70,000	4%	2011	25,000	2027							45,575			
SOLID WASTE	0243	CAT 327G TWIN ENGINE SCRAPER	18	8,000	4%	2009	639,438	2027				1,167,496						
SOLID WASTE	0249	MONROE TRIPEDGE SNOWPLOW	33	0	4%	1994	500	2027							1,749			
SOLID WASTE	0252	Dobstat grinder	13	7,000	4%	2014	457,000	2027							692,389			
SOLID WASTE	0254	CAT 966M FRONTEND LOADER	10	10,000	4%	2017	387,118	2027							534,317			
SOLID WASTE	0256	CAT SKIDSTEER 259D	10	7,500	4%	2017	49,475	2027							64,824			
SOLID WASTE	0258	CAT 316 EXCAVATOR	10	12,000	4%	2017	214,745	2027							285,663			
SOLID WASTE	0260	CAT 938M LOADER	8	8,000	4%	2019	263,533	2027							334,310		467,239	
SOLID WASTE	0263	JOHN DEERE 950K DOZER	7	10,000	4%	2020	502,107	2027							459,896		668,644	
SOLID WASTE	0264	CAT SKIDSTEER 2599D3	7	7,500	4%	2020	82,610	2027							94,665		129,010	
SOLID WASTE	0265	CAT SKIDSTEER 2599D3	7	7,500	4%	2020	82,610	2027							94,665		129,010	
SOLID WASTE	0266	CAT SKIDSTEER 2599D3	7	7,500	4%	2020	82,610	2027							94,665		129,010	
SOLID WASTE	0277	Generac MT6SK Light tower	10	N/A	3%	2017	10,000	2027							12,439			
SOLID WASTE	0278	Generac MT6SK Light tower	10	N/A	3%	2017	10,000	2027							12,439			
SOLID WASTE	1291	SCHMIDT/WAUSAU MF3	16	N/A	3%	2011	3,500	2027							5,266			
SOLID WASTE	1292	SCHMIDT/WAUSAU MF3	16	N/A	3%	2011	3,500	2027							5,266			
SOLID WASTE	1391	SWENSON SLIDE-IN SANDER	16	N/A	3%	2011	2,400	2027							3,611			
SOLID WASTE	1392	SWENSON SLIDE-IN SANDER	16	N/A	3%	2011	2,400	2027							3,611			
SOLID WASTE	0261x	CAT 836K COMPACTOR	4	10,000	4%	2023	0	2027							-			
SOLID WASTE	0026	CHEVY 4X4 CREW CAB PICKUP	15	100,000	4%	2013	29,008	2028							47,891			
SOLID WASTE	0061	FREIGHTLINER ROLLOFF	10	10,000	4%	2018	165,720	2028							228,734			
SOLID WASTE	0062	FREIGHTLINER ROLLOFF	10	10,000	4%	2018	165,720	2028							228,734			
SOLID WASTE	0064	AUTOCAR HEIL REARLOAD	10	10,000	4%	2018	246,098	2028							344,597			
SOLID WASTE	0065	AUTOCAR HEIL REARLOAD	10	10,000	4%	2018	246,098	2028							344,597			
SOLID WASTE	0087	FREIGHTLINER ROLL OFF	7	10,000	4%	2021	173,073	2028							219,099		291,053	
SOLID WASTE	0196	FREIGHTLINER GRAPPLE TRUCK	15	10,000	3%	2013	146,833	2028							199,394			
SOLID WASTE	0201	CAT D8	5	10,000	4%	2023	1,083,777	2028							1,156,014		1,441,688	

## FY 2026 Equipment Replacement Worksheets Sub-totaled by Department

Department Name	Unit.	Description	Est Life	Repl. Meter	Repl. %	Year	Purch. Cost	Repl. Year	2,026	2,027	2,028	2,029	2,030	2,031	2,032	2,033	2,034	2,035
SOLID WASTE	0202	SWENSON SANDER	39	N/A	4%	1989	6,328	2028			28,580							
SOLID WASTE	0219	HYDRAULIC SLIDE IN SANDER-Under \$5000	44	N/A	4%	1984	4,800	2028			26,719							
SOLID WASTE	0255	CAT WHEEL LOADER	7	8,000	4%	2021	268,439	2028			312,982							424,584
SOLID WASTE	0270	PETERBILT TRACTOR	7	7,000	4%	2021	193,636	2028			225,766							306,270
SOLID WASTE	0271	PETERBILT TRACTOR	7	7,000	4%	2021	193,636	2028			225,766							306,270
SOLID WASTE	0272	PETERBILT TRACTOR	7	7,000	4%	2021	193,636	2028			225,766							306,270
SOLID WASTE	90205	TWO STATION HIGH PRESSURE WASHER	29		4%	1999	10,661	2028			33,249							
SOLID WASTE	90209	REFUSE CONTAINER CARRIER 8000# W/360 DEGREE	29		4%	1999	12,430	2028			38,143							
SOLID WASTE	0020	FORD F550 SERVICE TRUCK	10	10,000	4%	2019	81,227	2029		112,113								
SOLID WASTE	0029	FORD FUSION SEDAN	15	100,000	3.0%	2014	18,724	2029			27,299							
SOLID WASTE	0039	FORD F250 4X4 PICKUP	10	100,000	4%	2019	29,038	2029			38,628							
SOLID WASTE	0088	PETERBILT SIDELOAD	7	10,000	4%	2022	302,618	2029			383,094							
SOLID WASTE	0089	PETERBILT SIDELOAD	7	10,000	4%	2022	302,618	2029			383,094							
SOLID WASTE	0090	PETERBILT SIDELOAD	7	10,000	4%	2022	302,618	2029			383,094							
SOLID WASTE	90208	ROTARY BROOM FOR CASE LOADER	30		4%	1999	8,890	2029		27,945								
SOLID WASTE	0024	DODGE RAM 2500 4X4 CREW CAB PICKUP	10	100,000	4%	2020	30,542	2030			42,155							
SOLID WASTE	0040	DODGE RAM 4500 4X4 FLATBED	10	100,000	3%	2020	45,999	2030			57,219							
SOLID WASTE	0083	PETERBUILT HEIL REARLOAD	10	10,000	4%	2020	208,605	2030			287,926							
SOLID WASTE	0084	FREIGHTLINER ROLLOFF	10	10,000	4%	2020	182,200	2030			260,591							
SOLID WASTE	0091	CCC Front Load	7	10,000	4%	2023	358,370	2030			435,753							
SOLID WASTE	0092	New way front load	7	10,000	4%	2023	368,871	2030			448,522							
SOLID WASTE	0093	New way front load	7	10,000	4%	2023	368,871	2030			448,522							
SOLID WASTE	0220	FREIGHTLINER 4000GL WATER TRUCK	10	10,000	4%	2020	191,750	2030			264,662							
SOLID WASTE	0268	DPS GRINDER	10	10,000	4%	2020	790,400	2030		1,130,465								
SOLID WASTE	0193x	PTRBLT CURBTENDER SIDE LD	7	7,000	4%	2023	295,947	2030			330,257							
SOLID WASTE	0195x	AUTOCAR CNG HEIL SIDELOAD	7	10,000	3%	2023	299,008	2030			337,841							
SOLID WASTE	0095	Wittke front load	7	10,000	4%	2024	397,210	2031						482,980				
SOLID WASTE	0096	Peterbilt Labrie side load	7	10,000	4%	2024	438,000	2031						532,578				
SOLID WASTE	0097	Curbtender side load	7	10,000	4%	2024	416,201	2031						506,072				
SOLID WASTE	0098	Peterbilt Labrie side load	7	10,000	4%	2024	438,000	2031						532,578				
SOLID WASTE	0189x	FREIGHTLINER ROLL OFF	8	7,000	4%	2023	188,159	2031			229,285							
SOLID WASTE	0190x	FREIGHTLINER ROLL OFF	8	7,000	4%	2023	188,159	2031			229,285							
SOLID WASTE	0022	FORD F600 roll off	10	100,000	4%	2023	95,068	2033										
SOLID WASTE	0094	FREIGHTLINER ROLLOFF	10	10,000	4%	2023	181,841	2033								131,217		
SOLID WASTE	0279	compost trommel screen	10	N/A	4%	2023	344,950	2033			260,077							
SOLID WASTE	0280	Rot0-mix	10	N/A	4%	2023	306,895	2033			493,363							
SOLID WASTE	0281	masaba	10	N/A	4%	2023	65,600	2033			438,935							
SOLID WASTE	0038x	FORD F250 2WD W/SERVICE BODY	10	100,000	5%	2023	12,120	2033			93,824							
SOLID WASTE	0021	DODGE RAM 1500 4X4 CREW CAB PICKUP	10	100,000	4%	2024	39,628	2034			16,506							
SOLID WASTE	0228	John Deere excavator	10	12,000	4%	2024	94,500	2034										
SOLID WASTE	0267	LOADTRAIL TILT TRAILER	15	N/A	4%	2020	6,450	2035										11,294
SOLID WASTE	0141x	AUTOCAR WATER TANKER	12	15,000	3%	2023	24,786	2035										34,100
SOLID WASTE	0035	TOYOTA FORKLIFT	20	7,000	4%	2016	46,786	2036										
SOLID WASTE	0232	Generac Generator	15	70,000	4%	2023	138,000	2038										
SOLID WASTE	0025	DODGE RAM 5500 TANK TRUCK	20	100,000	4%	2019	82,408	2039										
SOLID WASTE	0273	MACK TRAILER	20	N/A	3%	2022	77,107	2042										
SOLID WASTE	0274	MACK TRAILER	20	N/A	3%	2022	77,107	2042										
SOLID WASTE	0275	MACK TRAILER	20	N/A	3%	2022	77,107	2042										
SOLID WASTE	0276	MACK TRAILER	20	N/A	3%	2022	77,107	2042										
SOLID WASTE	0217	TANK ROLLOFF 4000 GAL	50	7,000	4%	1995	23,040	2045										
STREET/TRAFFIC	1122	FREIGHTLINER AERIAL TRUCK	1	7,000	4%	2016	154,635	2017										
STREET/TRAFFIC	1333	EAGER BEAVER PAVER TRAILER	15	7,000	4%	2002	12,870	2017										
STREET/TRAFFIC	1347	HYDRAULIC BREAKER TOOL	17	N/A	4%	2000	8,590	2017						39,812				
STREET/TRAFFIC	1101	FORD 3/4 TON W/LIFTGATE	12	100,000	4%	2013	0	2025									32,507	
STREET/TRAFFIC	1107	FORD F350 DUALLY FLATBED	10	100,000	4%	2015	0	2025										-
STREET/TRAFFIC	1113	CHEVY 2500 4X4 W/PLOW	12	100,000	4%	2013	0	2025										-
STREET/TRAFFIC	1168	FORD F350 4X2 DUMP TRUCK	10	100,000	4%	2015	0	2025										-
STREET/TRAFFIC	1233	JOHN DEERE BACKHOE LOADER	29	7,000	4%	1996	0	2025										-
STREET/TRAFFIC	1235	BOBCAT 220 SKIDSTEER LOADER	16	7,000	4%	2009	0	2025										-
STREET/TRAFFIC	1238	FREIGHTLINER VACTOR	10	7,000	4%	2015	0	2025										-
STREET/TRAFFIC	1239	FREIGHTLINER VACTOR	10	7,000	4%	2015	0	2025										-
STREET/TRAFFIC	1343	TORO 7200 ZERO TURN MOWER	14	4,000	4%	2011	0	2025										-
STREET/TRAFFIC	1366	BACKHOE ATTACHMENT	25	0	4%	2000	0	2025										-
STREET/TRAFFIC	1393	TORO 7210 MOWER	11	3,000	4%	2014	0	2025										-
STREET/TRAFFIC	1103	FORD F250 REG CAB PICKUP	16	100,000	4%	2010	17,272	2026	30,623									
STREET/TRAFFIC	1110	FORD F150 4X4 XCAB PICKUP	11	100,000	4%	2015	0	2026										
STREET/TRAFFIC	1116	FORD F350 4X4 W/PLOW	15	100,000	4%	2011	30,495	2026	50,346									
STREET/TRAFFIC	1121	FREIGHTLINER/VERSALIFT BUCKET TRUCK	24	7,000	4%	2002	111,576	2026	269,267									
STREET/TRAFFIC	1196	FORD F750 DOUBLE DUMP	15	80,000	4%	2011	0	2026										
STREET/TRAFFIC	1197	FORD F750 DOUBLE DUMP	15	80,000	4%	2011	0	2026										
STREET/TRAFFIC	1203	ASPHALT ROLLER,	31	6,000	4%	1995	0	2026										
STREET/TRAFFIC	1220	FORD 1520 MOWER TRACTOR	32	10,000	4%	1994	11,742	2026	39,430									
STREET/TRAFFIC	1226	FLAIL MOWER	18		4%	2008	18,015	2026	34,694									
STREET/TRAFFIC	1229	FREIGHTLINER 2 TON FLATBED TRUCK	26	7,000	4%	2000	87,542	2026	229,576									
STREET/TRAFFIC	1230	NEW HOLLAND TL90 TRACTOR	26	10,000	4%	2000	19,216	2026	50,393									
STREET/TRAFFIC	1243	FREIGHTLINER ELGN SWEEPER	9	7,000	4%	2017	239,000	2026	304,322									448,320

## FY 2026 Equipment Replacement Worksheets Sub-totaled by Department

Department Name	Unit.	Description	Est Life	Repl. Meter	Repl. %	Year	Purch. Cost	Repl. Year	2,026	2,027	2,028	2,029	2,030	2,031	2,032	2,033	2,034	2,035
STREET/TRAFFIC	1244	FREIGHTLINER BROOMBEAR SWEEPER	7	7,000	4%	2019	226,850	2026	264,492							358,803		
STREET/TRAFFIC		1245 FREIGHTLINER.ELGIN SWEEPER	15	7,000	4%	2011	0	2026	-									
STREET/TRAFFIC		1248 FREIGHTLINER/ELGIN STREET SWEEPER	13	7,000	4%	2013	0	2026	-									
STREET/TRAFFIC		1250 FREIGHTLINER/ELGN SWEEPER	12	7,000	4%	2014	0	2026	-									
STREET/TRAFFIC		1252 FREIGHTLINER SCHWARTZ SWEEPER	7	7,000	4%	2019	241,806	2026	294,020							394,549		
STREET/TRAFFIC		1315 HI-WAY SLIDE-IN PICKUP SANDER	16	N/A		2010		2026	-									
STREET/TRAFFIC		1318 AIR COMPRESSOR	34	4,000	4%	1992	9,060	2026	33,018									
STREET/TRAFFIC		1323 VERMEER BRUSH CHIPPER	27	4,000	4%	1999	0	2026	-									
STREET/TRAFFIC		1344 PORTABLE SOLAR ARROWBOARD	27	N/A		1999	0	2026	-									
STREET/TRAFFIC		1360 GRACO GRIND & LINE LAZER	9	N/A	3%	2017	14,600	2026	17,590									23,396
STREET/TRAFFIC		1385 ROCK WHEEL SKIDSTEER ATTACHMENT	19	N/A	4%	2007	0	2026	-									
STREET/TRAFFIC		1104 CHEVY 3/4 TON PICKUP	19	100,000	4%	2008	18,170	2027		35,556								
STREET/TRAFFIC		1105 FORD F150 XCAB PICKUP	10	100,000	4%	2017	25,565	2027		34,008								
STREET/TRAFFIC		1109 GMC VAN	22		6%	2005	12,870	2027		44,447								
STREET/TRAFFIC		1111 FORD F350 4X4 W/SNOW PLOW	11	100,000	4%	2016	37,598	2027		52,241								
STREET/TRAFFIC		1127 FORD F250 PICKUP W/LIFTGATE	15	100,000	4%	2012	24,471	2027		41,624								
STREET/TRAFFIC		1143 WEILER PAVER	12	100,000	4%	2015	147,574	2027		214,135								
STREET/TRAFFIC		1162 DODGE 1TON DUMP TRUCK	10	100,000	4%	2017	37,723	2027		50,181								
STREET/TRAFFIC		1164 FORD F350 DUMP TRUCK	11	100,000	4%	2016	40,620	2027		58,471								
STREET/TRAFFIC		1166 FORD F350 4X2 DUMP TRUCK	12	100,000	4%	2015	31,382	2027		45,536								
STREET/TRAFFIC		1223 TRAILER W/ 1998 STEAMER(Trailer only)	39	0	4%	1988	7,500	2027		33,498								
STREET/TRAFFIC		1224 1hc de ice unit	27	60,000	4%	2000	0	2027		-								
STREET/TRAFFIC		1234 BOMAG MILLING MACHINE	16	7,000	4%	2011	294,458	2027		507,346								
STREET/TRAFFIC		1237 BOBCAT UTV 3400	16		4%	2011	18,150	2027		31,272								
STREET/TRAFFIC		1249 FREIGHTLINER BROOMBEAR SWEEPER	7	N/A	3%	2020	247,939	2027		280,140							350,236	
STREET/TRAFFIC		1319 GRACO LINE LAZER	12	N/A	5%	2015	7,188	2027		11,830								
STREET/TRAFFIC		1351 VARIABLE MESSAGE BOARD	16	N/A	4%	2011	12,940	2027		22,295								
STREET/TRAFFIC		1353 SLIDE IN DE-ICE TANK SPRAYER	22	0	4%	2005	15,840	2027		35,164								
STREET/TRAFFIC		1387 LOADTRAIL TRAILER	17	N/A	4%	2010	5,695	2027		10,524								
STREET/TRAFFIC		1388 CP AIR COMPRESSOR	15	7,000	4%	2012	31,160	2027		51,443								
STREET/TRAFFIC		1396 OSHKOSH H SERIES 4X4/6 SNOW BLOWER	44		4%	1983	10,000	2027		55,165								
STREET/TRAFFIC		13003 VARIABLE MESSAGE BOARD	16	N/A	4%	2011	12,940	2027		22,295								
STREET/TRAFFIC		1128 DODGE RAM 3500 DUMP TRUCK	10	N/A	4%	2018	36,986	2028			49,200							
STREET/TRAFFIC		1129 DODGE RAM 3500 DUMP TRUCK	10	N/A	4%	2018	36,986	2028			49,200							
STREET/TRAFFIC		1154 FREIGHTLINER 12YD DUMP TRUCK	10	80,000	4%	2018	134,340	2028			178,705							
STREET/TRAFFIC		1184 Chevy 1 ton dump truck	10	100,000	4%	2018	136,380	2028			181,419							
STREET/TRAFFIC		1185 Chevy 1 ton dump truck	10	100,000	4%	2018	136,380	2028			181,419							
STREET/TRAFFIC		1193 FREIGHTLINER 12YD DUMP TK	10	80,000	4%	2018	148,552	2028			197,610							
STREET/TRAFFIC		1194 FRTLNR TANDEM DUMP TRUCK	10	80,000	4%	2018	156,543	2028			208,240							
STREET/TRAFFIC		1210 BOBCAT MINI TRACK LOADER	14	7,000	4%	2014	22,071	2028			34,909							
STREET/TRAFFIC		1277 SNOW PLOW	10	N/A	4%	2018	15,120	2028			20,113							
STREET/TRAFFIC		1278 SNOW PLOW	10	N/A	4%	2018	15,120	2028			20,113							
STREET/TRAFFIC		1280 SNOW PLOW	10	N/A	4%	2018	19,960	2028			26,552							
STREET/TRAFFIC		1285 SCHMIDT/WASAU SNOWPLOW	10	N/A	4%	2018	18,114	2028			24,096							
STREET/TRAFFIC		1293 SCHMIDT/WASAU SNOWPLOW	10	N/A	4%	2018	18,114	2028			24,096							
STREET/TRAFFIC		1295 WASAU SNOWPLOW WING 1193	10	N/A	4%	2018	7,991	2028			10,630							
STREET/TRAFFIC		1350 SOLAR MESSAGE BOARD	10	N/A	4%	2018	13,355	2028			17,765							
STREET/TRAFFIC		1354 SANDER - SLIDE-IN	10	N/A	4%	2018	15,700	2028			20,885							
STREET/TRAFFIC		1397 SWENSON SANDER	10	N/A	4%	2018	14,203	2028			18,893							
STREET/TRAFFIC		1398 SWENSON SANDER	10	N/A	4%	2018	14,203	2028			18,893							
STREET/TRAFFIC		1155 FREIGHTLINER CRANE TRUCK	17	7,000	4%	2012	104,384	2029				187,672						
STREET/TRAFFIC	1165	FORD F350 DUMP TRUCK	10	100,000	4%	2019	38,596	2029				51,342						
STREET/TRAFFIC		1198 FREIGHTLINER DUMP/SANDER	15	100,000	4%	2014	153,970	2029				261,894						
STREET/TRAFFIC		1199 FREIGHTLINER DUMP/SANDER	15	100,000	4%	2014	153,970	2029				261,894						
STREET/TRAFFIC		1211 CASE 721F WHEEL LOADER	14	7,000	4%	2015	154,305	2029				244,061						
STREET/TRAFFIC		1282 HENKE V-SNOWPLOW	10	100,000	4%	2019	17,919	2029				23,837						
STREET/TRAFFIC		1283 HENKE V-SNOWPLOW	10	100,000	4%	2019	17,919	2029				23,837						
STREET/TRAFFIC		1289 HENKE V-SNOWPLOW	10	100,000	4%	2019	17,919	2029				23,837						
STREET/TRAFFIC		1311 LARUE D50 SNOW BLOWER	13	7,000	4%	2016	128,542	2029				201,178						
STREET/TRAFFIC		1386 TREE SPADE SKIDSTEER ATTACHMENT	22	N/A	4%	2007	11,736	2029				26,053						
STREET/TRAFFIC	1112	DODGE RAM 3500 REG CAB WITH PLOW	10	100,000	4%	2020	35,961	2030					47,837					
STREET/TRAFFIC	1118	DODGE RAM 5500 SERVICE TRUCK	10	100,000	4%	2020	67,670	2030					90,018					
STREET/TRAFFIC	1124	FREIGHTLINER ROLLOFF TRUCK	10	100,000	4%	2020	182,042	2030					242,160					
STREET/TRAFFIC	1150	FREIGHTLINER TANDEM DUMP TRUCK	10	100,000	4%	2020	139,601	2030					185,703					
STREET/TRAFFIC	1169	DODGE RAM 3500 DUMP TRUCK	10	100,000	4%	2020	40,464	2030					53,827					
STREET/TRAFFIC	1182	FREIGHTLINER DUMP/SANDER TRUCK	10	80,000	4%	2020	139,463	2030					185,520					
STREET/TRAFFIC	1183	FREIGHTLINER DUMP/SANDER TRUCK	10	80,000	4%	2020	139,463	2030					185,520					
STREET/TRAFFIC	1189	FREIGHTLINER DUMP/SANDER TRUCK	10	80,000	4%	2020	139,463	2030					185,520					

## FY 2026 Equipment Replacement Worksheets Sub-totaled by Department

Department Name	Unit.	Description	Est Life	Repl. Meter	Repl. %	Year	Purch. Cost	Repl. Year	2,026	2,027	2,028	2,029	2,030	2,031	2,032	2,033	2,034	2,035	
STREET/TRAFFIC	1212	CAT 140AWP GRADER	10	N/A	4%	2020	276,000	2030					367,147						
STREET/TRAFFIC	1213	CAT 140AWP GRADER	10	N/A	4%	2020	276,000	2030					367,147						
STREET/TRAFFIC	1228	KENWORTH POTHOLE PATCHER	10	100,000	4%	2020	234,433	2030					311,853						
STREET/TRAFFIC	1256	SCHMIDT/WAUSAU MF3 SNOW PLOW	10	N/A	3%	2020	32,800	2030					40,800						
STREET/TRAFFIC	1303	GRAPPLE ATCMT 1202	20	N/A	4%	2010	7,687	2030					16,074						
STREET/TRAFFIC	1307	PETERBUILT PAINT STRIPER	10	100,000	4%	2020	296,424	2030					394,316						
STREET/TRAFFIC	1346	SCAG ZERO TURN MOWER	10	N/A	4%	2020	11,390	2030					15,151						
STREET/TRAFFIC	1352	VARIABLE MESSAGE BOARD	10	N/A	4%	2020	14,545	2030					19,348						
STREET/TRAFFIC	1353	VARIABLE MESSAGE BOARD	10	N/A	4%	2020	14,545	2030					19,348						
STREET/TRAFFIC	1356	SWENSON SLIDE-IN SANDER	10	N/A	3%	2020	31,000	2030					38,561						
STREET/TRAFFIC	1120	Dodge 3500 4x4	10	100,000	4%	2021	30,742	2031						40,894					
STREET/TRAFFIC	1158	FREIGHTLINER TANDEM DUMP TRUCK	10	N/A	4%	2021	139,200	2031						185,170					
STREET/TRAFFIC	1160	FORD F250 2WD	10	100,000	4%	2021	27,070	2031						36,010					
STREET/TRAFFIC	1161	FORD F250 2WD	10	100,000	4%	2021	27,070	2031						36,010					
STREET/TRAFFIC	1180	FREIGHTLINER DUMP TRUCK	10	80,000	4%	2021	162,132	2031						215,675					
STREET/TRAFFIC	1181	FREIGHTLINER DUMP TRUCK	10	80,000	4%	2021	162,132	2031						215,675					
STREET/TRAFFIC	1186	FREIGHTLINER DUMP/SANDER	15	80,000	4%	2016	135,873	2031						224,319					
STREET/TRAFFIC	1187	FREIGHTLINER DUMP/SANDER	15	80,000	4%	2016	135,873	2031						224,319					
STREET/TRAFFIC	1200	CAT 12M3AWD GRADER	15	7,000	4%	2016	251,350	2031						414,965					
STREET/TRAFFIC	1242	FREIGHTLINER ELGN SWEEPER	8	7,000	4%	2023	313,088	2031						381,519					
STREET/TRAFFIC	1258	SCHMIDT/WAUSAU MF3 SNOW PLOW	10	N/A	3%	2021	32,800	2031						42,440					
STREET/TRAFFIC	1358	SWENSON SLIDE-IN SANDER	10	N/A	3%	2021	31,000	2031						40,111					
STREET/TRAFFIC	1130	DODGE 3500 PICKUP	10	100,000	4%	2022	43,356	2032							57,674				
STREET/TRAFFIC	1151	Fr	10	80,000	4%	2022	233,523	2032							310,643				
STREET/TRAFFIC	1152	VOLVO	10	80,000	4%	2022	233,523	2032							310,643				
STREET/TRAFFIC	1153	VOLVO	10	80,000	4%	2022	233,523	2032							310,643				
STREET/TRAFFIC	1207	CAT MINI TRACK HOE	10	7,000	4%	2022	97,232	2032							129,342				
STREET/TRAFFIC	1296	WAUSAU SNOW PLOW	20	N/A	3%	2012	21,844	2032							38,360				
STREET/TRAFFIC	1297	WASAU SNOW PLOW	20	N/A	3%	2012	21,844	2032							38,360				
STREET/TRAFFIC	1298	MONROE SNOW PLOW TRIPEDGE	18	N/A	4%	2014	14,744	2032							27,657				
STREET/TRAFFIC	1299	MONROE SNOW PLOW TRIPEDGE	18	N/A	4%	2014	14,744	2032							27,657				
STREET/TRAFFIC	1301	LARUE SNOW BLOWER	20	7,000	3%	2012	122,198	2032							202,373				
STREET/TRAFFIC	1371	GRACO GRIND & LINE LAZER	9	N/A	3%	2023	11,560	2032							13,927				
STREET/TRAFFIC	1376	GRACO PAINT GUN	10	N/A	4%	2022	9,525	2032							12,671				
STREET/TRAFFIC	1102	Ford Ranger	10	100,000	4%	2023	33,745	2033								44,889			
STREET/TRAFFIC	1115	FORD F350 4X4 W/PLOW	10	100,000	4%	2023	43,524	2033								57,897			
STREET/TRAFFIC	1119	DODGE RAM 5500 BOOMTRUCK	10	100,000	4%	2023	130,892	2033								174,118			
STREET/TRAFFIC	1172	FREIGHTLINER ROLLOFF TRUCK	10	100,000	4%	2023	185,642	2033								246,949			
STREET/TRAFFIC	1222	FREIGHTLINER DE-ICE UNIT	10	60,000	4%	2023	157,831	2033								209,954			
STREET/TRAFFIC	1227	FREIGHTLINER DE-ICE UNIT	10	60,000	4%	2023	183,000	2033								243,435			
STREET/TRAFFIC	1309	NEW HOLLAND PS90 TRACTOR	10	10,000	4%	2023	96,325	2033								128,136			
STREET/TRAFFIC	1317	message board	10	N/A	3%	2023	20,520	2033								24,499			
STREET/TRAFFIC	1320	Curb roller	10	N/A	5%	2023	7,302	2033								10,799			
STREET/TRAFFIC	1355	Versadump dump trailer	10	N/A	3%	2023	16,500	2033								20,525			
STREET/TRAFFIC	1365	BB trailer	10	N/A	3%	2023	18,900	2033								23,510			
STREET/TRAFFIC	1390	VERMEER BRUSH CHIPPER	10	4,000	4%	2023	51,789	2033								68,892			
STREET/TRAFFIC	1392	Graco paint system	10	4,000	4%	2023	71,435	2033								95,026			
STREET/TRAFFIC	1204	CAT 950 FRONTEND LOADER	15	8,000	4%	2019	192,983	2034									318,604		
STREET/TRAFFIC	1206	CAT 950 FRONTEND LOADER	15	8,000	4%	2019	192,983	2034									318,604		
STREET/TRAFFIC	1209	HAMM HD13 ROLLER	10	7,000	4%	2024	161,311	2034									214,583		
STREET/TRAFFIC	1302	Olathe MOWER	10	4,000	4%	2024	16,784	2034									22,327		
STREET/TRAFFIC	1313	LARUE D60 SNOW BLOWER	15	7,000	4%	2019	185,065	2034									305,532		
STREET/TRAFFIC	13006	Atlas air compressor	10	N/A	4%	2024	37,993	2034									50,540		
STREET/TRAFFIC	13007	Steiner mower	10	N/A	4%	2024	0	2034									-		
STREET/TRAFFIC	13008	boring machine	10	N/A	4%	2024	42,103	2034									56,008		
STREET/TRAFFIC	13009	Trailer	10	N/A	4%	2024	0	2034									-		
STREET/TRAFFIC	13010	Trailer	10	N/A	4%	2024	29,500	2034									39,242		
STREET/TRAFFIC	1171	VOLVO TRUCK/TRACTOR	20	80,000	4%	2015	105,267	2035										214,863	
STREET/TRAFFIC	1218	HAMM HD13 ROLLER	20	7,000	4%	2015	64,400	2035										131,448	
STREET/TRAFFIC	1236	CASE SKID STEER LOADER	40	7,000	4%	1995	22,629	2035										105,250	
STREET/TRAFFIC	1205	CAT 12M3AWD GRADER	20	7,000	4%	2016	251,350	2036											
STREET/TRAFFIC	1254	FREIGHTLINER WATER TRUCK	20	N/A	4%	2016	135,369	2036											
STREET/TRAFFIC	1286	HENKE V-PLOW	20	4%	2016	16,000	2036												
STREET/TRAFFIC	1287	HENKE V-PLOW	20	4%	2016	16,000	2036												
STREET/TRAFFIC	1202	CASE Loader	15	7,000	4%	2023	236,429	2038											
STREET/TRAFFIC	1208	BOBCAT track skid steer	15	7,000	4%	2023	76,491	2038											
STREET/TRAFFIC	13004	Landa Steamer	15	N/A	4%	2024	17,037	2039											
STREET/TRAFFIC	13005	ROCK WHEEL SKIDSTEER ATTACHMENT	15	N/A	4%	2024	14,860	2039											
STREET/TRAFFIC	1305	INGERSALL RAND AIR COMP	20	4,000	4%	2023	33,965	2043											
STREET/TRAFFIC	1201	CASE 721E LOADER	133	8,000	4%	2010	136,828	2143											
STREET/TRAFFIC	1395	ConcQtec manhole saw	10	3,000	4%	2323	29,950	2333											
Total Replacements									7,555,630	18,843,180	10,899,071	9,964,464	9,860,728	9,742,377	3,277,897	20,389,607	12,599,969	4,289,046	

## FY 2026 Equipment Replacement Worksheets Sub-totaled by Department

Department Name	Unit.	Description	Est Life	Repl. Meter	Repl. %	Year	Purch. Cost	Repl. Year	2,036	2,037	2,038	2,039	2,040	2,041	2,042	2,043	2,044	2,045
AIRPORT	1702	FORD CROWN VICTORIA	18	100,000	4%	2007	0	2025										
AIRPORT	1772	ROSENBAUER AIRCRAFT FIRE RESCUE TRUCK	18		3%	2007	0	2025										
AIRPORT	1773	ROSENBAUER AIRCRAFT FIRE RESCUE TRUCK	18		3%	2007	0	2025										
AIRPORT	1704	FORD EXPEDITION	16	100,000	3%	2010	28,806	2026							71,297			
AIRPORT	1710	FORD F350 REG CAB 4X4 PU	15	100,000	3%	2011	24,322	2026						56,604				
AIRPORT	1730	OSHKOSH HB SERIES 4X4/20' MB BROOM (A-23)	22		4%	2004	0	2026										
AIRPORT	1732	OSHKOSH P SERIES 4X4 SNOW PLOW/22' SCHMIDT B	23	7,000	4%	2003	0	2026										
AIRPORT	1733	OSHKOSH H SERIES 4X4 SNOW BLOWER (A-17)	23	7,000	4%	2003	0	2026										
AIRPORT	1736	OSHKOSH P SERIES 4X4 SNOW PLOW/22' SCHMIDT B	22	7,000	4%	2004	0	2026										
AIRPORT	E171	CAT GTX 30' RIDING FLOOR SCRUBBER	15		3%	2011	18,665	2026						44,372				
AIRPORT	1705	JOHN DEERE TRACTOR 6420/15ALAMO HYDRO MOWI	24	5,000	3%	2003	87,900	2027										
AIRPORT	1709	SKID STEER 320D LOADER	15	7,000	4%	2012	31,645	2027							101,688			
AIRPORT	1716	CHEVY 3/4 TON PICKUP	21	100,000	4%	2006	17,996	2027										
AIRPORT	1725	JOHN DEERE SKIDSTEER LOADER	20	7,000	4%	2007	24,772	2027										
AIRPORT	1743	JOHN DEERE TRACTOR WITH MOWER	21	7,000	4%	2006	63,591	2027										
AIRPORT	1755	DEEP VAC 850	15	N/A	4%	2012	24,968	2027							79,733			
AIRPORT	1763	AMIDA LT760D PORTABLE LIGHT PLANT/GENERATOR	30	4,000	3%	1997	15,000	2027										
AIRPORT	1779	OSHKOSH 4X4 20' BROOM	16	7,000	3%	2011	523,000	2027								1,310,158		
AIRPORT	E-147	OPS CENTER HYDRAULIC TRASH COMPACTOR (E-147)	35		3%	1992	7,185	2027										
AIRPORT	E176	CARPET EXTRACTOR	10		3%	2017	10,340	2027		18,468								
AIRPORT	1703	CHEVY 1 TON 4X4 PICKUP	20	100,000	5%	2008	22,622	2028										
AIRPORT	1706	CHEVY 1 TON 4x4 PICKUP W/SERVICE BOD	20	100,000	5%	2008	22,622	2028										
AIRPORT	1708	CHEVY 2500 PICKUP W/SERVICE BODY-(A-37)	23	100,000	4%	2005	20,962	2028										
AIRPORT	1715	E-ONE TITAN AIRCRAFT RESCUE AND FIREFIGHTING	31	N/A	3%	1997	301,343	2028										
AIRPORT	1718	NEW HOLLAND TRACTOR TC45/LAND PRIDE 6' FLAIL I	26	5,000	3%	2002	20,400	2028										
AIRPORT	1720	IHC TANDEM DUMP TRUCK (A-22)	25	60,000	5%	2003	83,058	2028										
AIRPORT	1724	HENDERSON RUNWAY SANDER (E-161)	25	7,000	5%	2003	56,942	2028										
AIRPORT	1728	JOHN DEERE MOTOR GRADER (A-10)	25	7,000	3%	2003	139,563	2028										
AIRPORT	1729	FORD ECONOLINE 350/MB (A-29)	40	4,000	1%	1988	69,799	2028										
AIRPORT	1741	BAUER SCBA COMPRESSOR	21	N/A	4%	2007	36,785	2028										
AIRPORT	1744	ASPHALT CRACK ROUTER	20	N/A	2%	2008	8,350	2028										
AIRPORT	1746	Ford Paratransit Van	23	90,000	3%	2005	9,426	2028										
AIRPORT	1775	TYMCO SWEEPER/VAC TRUCK	18	7,000	4%	2010	187,329	2028										
AIRPORT	E-139	CLYDE 18' PORTABLE HYDRAULIC AIR-STAIRS (E-139)	41		3%	1987	7,800	2028										
AIRPORT	E-157	1 JLG CM2033 SCISSOR LIFT (E-157)	33		3%	1995	13,467	2028										
AIRPORT	E-165	TURBOWAY PASSENGER RAMP	25		3%	2003	22,000	2028										
AIRPORT	E-168	Escalator Tread Cleaning Machine	20		3%	2008	13,595	2028										
AIRPORT	E172	TERMINAL BUILDING TRASH COMPACTOR (E-158)	17		3%	2011	29,547	2028										79,833
AIRPORT	E177	RIDING CARPET SWEEPER	11		3%	2017	16,850	2028				31,949						
AIRPORT	1711	FORD F350 4X4 PICKUP	15	100,000	3%	2014	25,576	2029									58,243	
AIRPORT	1712	FORD F350 4X4 WITH SERVICE BODY	20	100,000	4%	2009	33,911	2029										
AIRPORT	1713	FORD F350 4X4 EXT CAB PICKUP	20	100,000	4%	2009	23,916	2029										
AIRPORT	1734	MILLER BIG 40 PORTABLE WELDER/GENERATOR (E-1)	47	4,000	3%	1982	6,500	2029										
AIRPORT	1737	MB SNOW BLOWER	15	7,000	4%	2014	580,012	2029									1,840,609	
AIRPORT	1750	OSHKOSH HB-SERIES 4X4/20' MB BROOM/PLOW	20		3%	2009	503,598	2029										
AIRPORT	1751	BOBCAT TOOLCAT	10		3%	2019	51,044	2029				89,639						
AIRPORT	1760	16' HOMEMADE TANDEM AXLE EQUIPMENT TRAILER (	32		3%	1997	5,000	2029										
AIRPORT	1764	CRAFTCO 200 ASPHALT CRACK ROUTER (E-133)	30	4,000	3%	1999	5,894	2029										
AIRPORT	1768	JOHN DEERE WHEEL LOADER	24	7,000	4%	2005	135,000	2029										
AIRPORT	E-146	MILLER 300 SHOP MASTER WELDER/WIRE FEED (E-14	35		3%	1994	7,000	2029										
AIRPORT	E-169	BOOM LIFT AERIAL PLATFORM	20		3%	2009	41,665	2029										
AIRPORT	1738	INGERSOLL-RAND PORTABLE COMPACTOR ROLLER (	45	5,000	3%	1985	20,358	2030										
AIRPORT	1765	CRAFTCO SS250 ASPHALT CRACK SEALER (E-138)	30	4,000	3%	2000	35,030	2030										
AIRPORT	1770	RUNWAY CLOSURE MARKERS	23	N/A	4%	2007	12,825	2030										
AIRPORT	1771	RUNWAY CLOSURE MARKERS	23	N/A	4%	2007	12,825	2030										
AIRPORT	1774	INTERNATIONAL 6X6 WATER TENDER	20		4%	2010	118,687	2030										
AIRPORT	1777	SULLAIR COMPRESSOR	20	7,000	3%	2010	16,705	2030										
AIRPORT	1782	FORD EXPEDITION 4X4	14	100,000	4%	2016	41,125	2030										119,209
AIRPORT	1783	FORD EXPEDITION 4X4	14	100,000	4%	2016	41,125	2030										119,209
AIRPORT	1784	FORD EXPEDITION 4X4	14	100,000	4%	2016	41,125	2030										119,209
AIRPORT	E-167	carpet sweeper	6		3%	2024	22,455	2030										
AIRPORT	1749	TEREX PORTABLE LIGHT PLANT	20	7,000	3%	2011	17,907	2031		31,566					37,779			
AIRPORT	1778	MEDICAL SUPPORT TRAILER	20		5%	2011	35,000	2031										
AIRPORT	1785	FORD F350 4X4 PICKUP	15	100,000	4%	2017	29,039	2032										
AIRPORT	1786	FORD F350 4X4 PICKUP	15	100,000	4%	2017	29,039	2032										
AIRPORT	1721	MULTI-TASK SNOW REMOVAL VEHICLE	15	100,000	4%	2018	766,080	2033										
AIRPORT	1722	MULTI-TASK SNOW REMOVAL VEHICLE	15	100,000	4%	2018	766,080	2033										
AIRPORT	1727	JOHN DEERE 644 LOADER	20	7,000	4%	2013	241,650	2033										
AIRPORT	1780	IHC DUMP TRUCK/SANDER/PLOW	20	7,000	4%	2013	290,793	2033										
AIRPORT	1781	IHC DUMP TRUCK/SANDER/PLOW	20	7,000	4%	2013	325,889	2033										
AIRPORT	1787	Ram 1/2 to 4x4	10	100,000	4%	2023	40,866	2033										
AIRPORT	1745x	CHEVROLET C1500 PICKUP 4X2 (A-80)	10	100,000	3%	2023	29,455	2033								85,456		
AIRPORT	E170x	WINDSOR FLOOR SCRUBBER	10	N/A	3%	2023	17,581	2033								52,610		
AIRPORT	E-174	Voyager Duo Carpet Extractor	10		3%	2023	13,731	2033								31,753		
AIRPORT	1788	Patriot Trailer	10	100,000	4%	2024	4,700	2034								24,799		
AIRPORT	1776	CHEVY BRUSH/RESCUE TRUCK	12		5%	2023	60,054	2035									9,828	

## FY 2026 Equipment Replacement Worksheets Sub-totaled by Department

Department Name	Unit.	Description	Est Life	Repl. Meter	Repl. %	Repl. Year	Purch. Cost	Repl. Year	2,036	2,037	2,038	2,039	2,040	2,041	2,042	2,043	2,044	2,045
AIRPORT	1740	MASS TRANSIT BUS SURPLUS (C-7)	15			2023	4,750	2038			4,513							
ANIMAL SHELTER	1010	FORD F250 4X4 SUPER CAB	11	100,000	3%	2014	0	2025	-									
ANIMAL SHELTER	1011	FORD F250 4WD XCAB PICKUP	10	100,000	3%	2015	0	2025										-
ANIMAL SHELTER	1004	FORD F250 4X4 EXT CAB PICKUP	17	100,000	1%	2009	0	2026										
ANIMAL SHELTER	AS1002	ANIMAL CONTROL UNIT TRUCK MOUNTED 1002	26		4%	2001	12,585	2027										
ANIMAL SHELTER	AS1006	Animal control Box mounted on 1006	25	N/A	5%	2003	12,583	2028										
ANIMAL SHELTER	1005	CHEVY 2500 4X4 EXT CAB	10	100,000	4%	2020	32,589	2030					66,518					
ANIMAL SHELTER	AS1004	SCHWAB ANIMAL CONTROL UNIT	22		4%	2009		2031										
ANIMAL SHELTER	AS100213	ANIMAL TRANSPORT UNIT	20	N/A	4%	2013	13,820	2033										
ANIMAL SHELTER	1012	CHEVY 2500 4X4 EXT CAB	10	100,000	4%	2024	49,569	2034										101,176
ANIMAL SHELTER	1013	CHEVY 2500 4X4 EXT CAB	10	100,000	4%	2024	49,569	2034										101,176
ANIMAL SHELTER	1014	CHEVY 2500 4X4 EXT CAB	10	100,000	4%	2024	49,569	2034										101,176
BUILDING	1055	FORD FUSION 4DR SEDAN	12	100,000	3%	2015	18,060	2027				34,906						
BUILDING	1060	DODGE 1500 4X4 XCAB PKUP	10	100,000	4%	2017	26,313	2027		53,708								
BUILDING	1061	DODGE 1500 4X4 XCAB PKUP	10	100,000	4%	2017	26,313	2027		53,708								
BUILDING	1062	DODGE 1500 4X4 XCAB PKUP	10	100,000	4%	2017	26,313	2027		53,708								
BUILDING	1063	DODGE 1500 4X4 XCAB PKUP	10	100,000	4%	2017	26,313	2027		53,708								
BUILDING	1064	DODGE 1500 4X4 XCAB PKUP	10	100,000	4%	2017	26,313	2027		53,708								
BUILDING	1056	FORD FUSION	12	100,000	4%	2016	18,840	2028					45,467					
BUILDING	1057	DODGE 1500 4X4 XCAB PKUP	10	100,000	4%	2018	26,706	2028			54,510							
BUILDING	1059	DODGE 1500 4X4 XCAB	10	100,000	4%	2022	47,212	2032							96,366			
BUILDING	1065	DODGE 1500 4X4 XCAB	10	100,000	4%	2022	27,158	2032							55,433			
BUILDING	1066	DODGE 1500 4X4 XCAB	10	100,000	4%	2022	27,158	2032							55,433			
CITY COUNTY PLANN	5101	DODGE 1500 4X4 PICKUP	10	100,000	3%	2020	25,072	2030					42,776					
CODE ENFORCEMEN	1955	FORD F150 4X2 XCAB PICKUP	10	100,000	5%	2016	23,622	2026	59,133									
CODE ENFORCEMEN	1953	DODGE 1500 4X4 EXTCAB PU	10	100,000	4%	2017	26,313	2027		53,708								
CODE ENFORCEMEN	1956	CHEVY EQUINOX AWD	15	100,000	3%	2014	23,918	2029										55,663
CODE ENFORCEMEN	1950	DODGE 1500 4X4 PICKUP	10	100,000	5%	2020	25,072	2030					62,763					
CODE ENFORCEMEN	1952	DODGE 1500 4X4 PICKUP	10	100,000	5%	2020	25,072	2030					62,763					
CODE ENFORCEMEN	1951	FORD RANGERS	10	100,000	4%	2022	39,704	2032							81,041			
CODE ENFORCEMEN	1957	FORD RANGERS	10	100,000	4%	2022	39,324	2032							80,265			
CODE ENFORCEMEN	1958	Kia Sportage	15	100,000	3%	2020	22,100	2035										
CODE ENFORCEMEN	1949	TRAILER	15	N/A	2%	2024	0	2039										
CODE ENFORCEMEN	1959	TRAILER	15	N/A	2%	2024	0	2039										
DEVELOPMENT SER	1954	FORD FUSION 4 DOOR	17	100,000	4%	2011	6,069	2028										22,117
DEVELOPMENT SER	1954	FORD FUSION 4 DOOR	17	100,000	4%	2011	12,321	2028										44,902
ENGINEERING	1083	FORD RANGER X-CAB PICKUP	14	100,000	4%	2011	0	2025										
ENGINEERING	1084	FORD FUSION 4 DOOR	14	100,000	4%	2011	0	2025										
ENGINEERING	1091	Chevy Colorado Ext cab pickup	14	100,000	4%	2012	0	2026										
ENGINEERING	1092	Chevy Colorado Ext cab pickup	14	100,000	4%	2012	0	2026										
ENGINEERING	1094	Chevy Colorado Ext cab pickup	14	100,000	4%	2012	0	2026										
ENGINEERING	1099	FORD TRANSIT CONNECT	15	100,000	4%	2011	0	2026										
ENGINEERING	1080	DODGE 1500 2WD XCAB PICKUP	10	100,000	4%	2017	23,602	2027		48,175								
ENGINEERING	1086	FORD F150 EXT CAB PICKUP	13	100,000	4%	2014	23,425	2027					61,431					
ENGINEERING	1088	ADDCO MESSAGE BOARD	16	N/A	4%	2011	17,000	2027								57,937		
ENGINEERING	1089	DODGE 1500 2WD ECAB PKUP	10	100,000	4%	2017	23,602	2027		48,175								
ENGINEERING	1096	DODGE 1500 2WD XCAB PKUP	10	100,000	4%	2017	23,602	2027		48,175								
ENGINEERING	1098	ADDCO MESSAGE BOARD	16	N/A	4%	2011	17,000	2027								57,937		
ENGINEERING	1093	DODGE 1500 4X4 XCAB PKUP	10	100,000	4%	2018	26,706	2028			54,510							
ENGINEERING	1081	DODGE RAM1500 4X4 PICKUP	10	100,000	4%	2019	25,754	2029				53,855						
ENGINEERING	1079	Dodge ram 4x4	10	100,000	4%	2021	25,359	2031						53,029				
ENGINEERING	1085	RAM 1500extended cab 4x4	10	100,000	4%	2024	39,750	2034										81,135
ENGINEERING	1087	Nissan Sedan	10	100,000	4%	2024	23,367	2034										48,863
ENGINEERING	1095	RAM 1500extended cab 4x4	10	100,000	4%	2024	39,750	2034										81,135
ENGINEERING	1097	RAM 1500extended cab 4x4	10	100,000	4%	2024	39,750	2034										81,135
FACILITIES	1069	FORD F250 W/SERVICE BODY	16	100,000	4%	2006	3,200	2022			10,746							
FACILITIES	1071	FORD FUSION 4 DOOR	15	100,000	4%	2011	18,150	2026						56,145				
FACILITIES	1975	GMC CANYON PICKUP W/LIFTGATE	17	100,000	4%	2009	0	2026										
FACILITIES	1067	FORD F250 2WD W/SERVICE BODY	19	100,000	4%	2008	3,400	2027										
FACILITIES	1068	FORD F250 W/SERVICE BODY	17	100,000	4%	2010	3,200	2027										11,662
FACILITIES	1070	Chevy Malibu	19	100,000	4%	2008	16,264	2027										
FACILITIES	1072	JOHN DEERE GATOR 6X4	27		4%	2000	2,500	2027										
FACILITIES	1076	JOHN DEERE X700 ULTIMATE	21		3%	2006	2,300	2027										
FACILITIES	1075	TENNANT SWEEPER/SCRUBBER	13	3,000	3%	2015	69,000	2028						141,905				
FACILITIES	1073	GENIE SISSOR LIFT	23	7,000	4%	2006	15,000	2029										
FACILITIES	1074x	JOHN DEERE MOWER/BLOWER	12	7,000	4%	2023	14,480	2035										
Fire	4033	MET PARATRANSIT VAN	10	9,000	4%	2015	5,000	2025										15,967
FIRE	4029	BOBCAT UTV W/PLOW & BROOM	11	3,000	4%	2015	0	2026										
FIRE	4048	SUTPHEN FIRE PUMPER	17		5%	2009	0	2026										
FIRE	4074	GMC 1/2 TON 4X4 PICKUP	17	100,000	4%	2009	0	2026										
FIRE	4080	CHEVY MALIBU	19	100,000	5%	2007	0	2026										
FIRE	4081	CHEVY MALIBU	19	100,000	5%	2007	0	2026										
FIRE	4098	CHEVY MALIBU	18	100,000	4%	2008	16,264	2026										64,307
FIRE	4050	SUTPHEN PUMPER	19		5%	2008	14,939	2027										
FIRE	4051	SUTPHEN PUMPER	19		5%	2008	14,939	2027										
FIRE	4073	HAZMAT TRAILER	36	N/A	2%	1991	14,000	2027										

## FY 2026 Equipment Replacement Worksheets Sub-totaled by Department

Department Name	Unit.	Description	Est Life	Repl. Meter	Repl. %	Year	Purch. Cost	Repl. Year	2,036	2,037	2,038	2,039	2,040	2,041	2,042	2,043	2,044	2,045
FIRE	4075	FORD FUSION 4DR SEDAN	12	100,000	5%	2015	18,060	2027				56,439						
FIRE	4083	FORD F550 BRUSH TRUCK	20		5%	2007	0	2027										
FIRE	4087	FORD F250 PICKUP W/PLOW	16	100,000	5%	2011	29,984	2027								139,874		
FIRE	4088	WATER TENDER 2500 GL	30		5%	1997	86,770	2027										
FIRE	4089	GMC TOPKICK 4DR W/RESCUE BODY	18		5%	2009	127,686	2027										726,765
FIRE	4093	S2 RESCUE PMPER	20		5%	2007	11,437	2027										
FIRE	4096	FORD F550 QRV	16	100,000	5%	2011	116,953	2027								545,579		
FIRE	4097	FORD F550 QRV	16	100,000	5%	2011	116,953	2027								545,579		
FIRE	4041	FORD INTERCEPTOR UTILITY	10	100,000	4%	2019	31,624	2029				66,130						
FIRE	4042	FORD INTERCEPTOR UTILITY	10	100,000	4%	2019	31,624	2029				66,130						
FIRE	4064	FREIGHTLINER WATER TENDER	25		5%	2004	115,868	2029										
FIRE	4065	HAZMAT TRAILER	25		4%	2004	87,820	2029										
FIRE	4066	FORD F350 4X4 UTILITY BDY	15	100,000	3.0%	2014	40,385	2029									91,967	
FIRE	4067	H&H TECHNICAL RESCUE TRAILER	20		4%	2009	6,950	2029										
FIRE	4068	FREIGHTLINER HAZMAT UNIT	25		5%	2004	87,820	2029										
FIRE	4069	FREIGHTLINER TOW VEHICLE	15	7,000	4.0%	2014	195,395	2029									614,204	
FIRE	4077	DODGE 2500 4X4 CREWCAB	10	100,000	4%	2019	36,139	2029				75,571						
FIRE	4094	DODGE 2500 4X4 CREWCAB	10	100,000	4%	2019	36,139	2029				75,571						
FIRE	4030	Kawasaki WRC	8	1,000	4%	2022	1	2030										
FIRE	4031	Kawasaki WRC	8	1,000	4%	2022	1	2030			2							
FIRE	4076	DODGE RAM 2500 4X4 CREWCAB PICKUP	10	100,000	4%	2020	30,542	2030					62,340					
FIRE	4086	FORD F250 4X4 CREWCAB	15	100,000	4%	2015	28,625	2030										88,549
FIRE	4043	FORD SUV	8	100,000	5%	2023	45,684	2031				95,154						
FIRE	4054	PIERCE AERIAL LADDER TRUCK	15	100,000	3%	2016	916,487	2031										
FIRE	4079	FORD SUV	8	100,000	5%	2023	45,684	2031					95,154					
FIRE	4090	FORD SUV	8	100,000	5%	2023	45,684	2031					95,154					
FIRE	4091	FORD SUV	8	100,000	5%	2023	45,684	2031					95,154					
FIRE	4099	FORD SUV	8	100,000	5%	2023	45,684	2031					95,154					
FIRE	4072	FREIGHTLINER AIR VAN	20	N/A	4%	2012	97,360	2032										
FIRE	4057	FORD F550 4X4 BRUSH TRUCK	10	90,000	5%	2023	0	2033										
FIRE	4082	FORD EXPLORER 4X4	10	90,000	4%	2023	0	2033										
FIRE	4055	PIERCE FIRE PUMPER	16	100,000	5%	2020	610,879	2036	1,210,988									
FIRE	4056	PIERCE FIRE PUMPER	16	100,000	5%	2020	610,879	2036	1,210,988									
FIRE	4045	PIERCE FIRE PUMPER	16	10,500	5%	2021	647,801	2037		1,388,156								
FIRE	4046	PIERCE FIRE PUMPER	16	10,500	5%	2021	647,801	2037		1,388,156								
FIRE	4047	PIERCE FIRE PUMPER	16	10,500	5%	2021	638,777	2037		1,368,819								
FIRE	4058	PIERCE ENFORCER AERIAL TRUCK	15	100,000	5%	2022	1,212,487	2037		2,399,425								
FIRE	4001	Ford F-150 super crew 4x4	15	100,000	4%	2023	45,670	2038					77,682					
FIRE	4002	Ford F-150 super crew 4x4	15	100,000	4%	2023	45,670	2038					77,682					
FIRE	4003	Ford F-150 super crew 4x4	15	100,000	4%	2023	45,670	2038					77,682					
FIRE	4027	BREATHING AIR COMPRESSOR	20	0	4%	2018	133,835	2038		279,865								
FIRE	4061	Ford f550	15	90,000	4%	2023	61,000	2038										
FIRE	4062	Ford F550	15	90,000	4%	2023	61,000	2038			103,758							
FIRE	4060x	FIRE TRUCK SUTPHEN QUINT	18		4%	2023	0	2041										
FIRE	4070x	FORD 4X4 BRUSH TRUCK	20		5%	2023	0	2043										
FLEET SERVICES	1049	Chevy 2500	14	100,000	4%	2008	2,500	2022	7,122									
FLEET SERVICES	1037	FORD F250 4X4 WITH PLOW	17	100,000	4%	2008	2,500	2025						9,111				
FLEET SERVICES	1040	chevy s-10	28	100,000	4%	1997	2,500	2025										
FLEET SERVICES	1046	FORD F250 4X4 WITH PLOW	17	100,000	4%	2008	2,500	2025						9,111				
FLEET SERVICES	1050	FORD F250 4X4	14	100,000	4%	2011	2,500	2025				7,122						
FLEET SERVICES	1051	FORD F250 4X4	14	100,000	4%	2011	2,500	2025				7,122						
FLEET SERVICES	1034	TOYOTA FORKLIFT 6000#	27	8,000	4%	1999	25,290	2026										
FLEET SERVICES	1032	FORD F550 W/SERVICE BODY	16	90,000	4%	2011	51,954	2027								177,062		
FLEET SERVICES	1048	FORD ESCAPE AWD	14	100,000	4%	2013	26,002	2027						75,372				
FLEET SERVICES	1029	Ford Interceptor	15	100,000	4%	2013	2,000	2028								6,287		
FLEET SERVICES	1031	Ford Interceptor	15	100,000	4%	2013	2,000	2028								6,287		
FLEET SERVICES	1033	FORD F150 2WD PICKUP	20	100,000	4%	2008	2,000	2028										
FLEET SERVICES	1035	FORD F150 4X4 EXT CAB PICKUP	11	100,000	4%	2017	27,065	2028				60,081						
FLEET SERVICES	1036	FORD RANGER 1/2 TON PICKUP	21	100,000	4%	2007	2,500	2028										
FLEET SERVICES	1038	FORD 3/4 TON PICKUP	20	100,000	4%	2008	2,000	2028										
FLEET SERVICES	1039	FORD F250 2WD W/SERVICE BODY	20	100,000	4%	2008	5,000	2028										
FLEET SERVICES	1041	FORD F350 4X4 WITH PLOW	19	100,000	4%	2009	2,500	2028										
FLEET SERVICES	1042	FORD F350 4X4 WITH PLOW	19	100,000	4%	2009	2,500	2028					61,655					
FLEET SERVICES	1043	FORD F150 EXT CAB PICKUP	18	100,000	4%	2010	3,050	2028										
FLEET SERVICES	1044	FORD 1T 4X4 W/UTILITY & COMPRESSOR	20	100,000	6%	2008	2,500	2028										
FLEET SERVICES	1047	FORD 3/4T W/UTILITY BOX	20	100,000	4%	2008	2,500	2028										
FLEET SERVICES	1052	FORD F250 4X4	17	100,000	4%	2011	2,800	2028										10,204
FLEET SERVICES	1053	Ford Interceptor	15	100,000	4%	2013	2,000	2028								6,287		
FLEET SERVICES	1054	Ford Interceptor	15	100,000	4%	2013	2,000	2028								6,287		
FLEET SERVICES	1045	FORD 3/4T EXT CAB W/SERVICEBODY	19	100,000	3%	2010	2,500	2029										
FLEET SERVICES	1030	DODGE 1500 4X4 PICKUP W/PLOW	10	100,000	5%	2020	25,072	2030					61,655					
ITD	1982	FORD FUSION 4 DOOR	17	100,000	5%	2009	2,500	2026								12,883		
ITD	1983	FORD RANGER EXT CAB PICKUP	21	100,000	4%	2006	2,500	2027										
LIBRARY	5005	FREIGHTLINER BOOKMOBILE	13	150,000	3%	2013	273,372	2026				562,214						
LIBRARY	5003	CHEVY ASTRO VAN	25	100,000	5%	2002	2,000	2027										
LIBRARY	5006	FORD E350 12 PSGR VAN (A-9)	29	100,000	3%	1998	2,500	2027										

## FY 2026 Equipment Replacement Worksheets Sub-totaled by Department

Department Name	Unit.	Description	Est Life	Repl. Meter	Repl. %	Year	Purch. Cost	Repl. Year	2,036	2,037	2,038	2,039	2,040	2,041	2,042	2,043	2,044	2,045
LIBRARY	5004	FORD CUTAWAY VAN	21	100,000	4%	2007	44,058	2028										
MET TRANSIT	1818	GILLIG TRANSIT BUS	14	300,000	3.5%	2011	0	2025				-						
MET TRANSIT	1818	GILLIG TRANSIT BUS	14	300,000	3.5%	2011	0	2025				-						
MET TRANSIT	1819	GILLIG TRANSIT BUS	14	300,000	3.5%	2011	0	2025				-						
MET TRANSIT	1819	GILLIG TRANSIT BUS	14	300,000	3.5%	2011	0	2025				-						
MET TRANSIT	1822	FORD F550 31' CUTASWY BUS	9	300,000	3%	2016	0	2025								-		
MET TRANSIT	1822	FORD F550 31' CUTASWY BUS	9	300,000	3%	2016	0	2025								-		
MET TRANSIT	1825	FORD F550 31' CUTASWY BUS	9	300,000	3%	2016	0	2025								-		
MET TRANSIT	1825	FORD F550 31' CUTASWY BUS	9	300,000	3%	2016	0	2025								-		
MET TRANSIT	1865	FORD TAURUS	20	100,000	3%	2005	0	2025								-		
MET TRANSIT	1891	MET PARATRANSIT VAN	10	9,000	4%	2015	0	2025										-
MET TRANSIT	1891	MET PARATRANSIT VAN	10	9,000	4%	2015	0	2025										-
MET TRANSIT	1820	FORD F550 31' CUTASWY BUS	10	300,000	3%	2016	0	2026										-
MET TRANSIT	1820	FORD F550 31' CUTASWY BUS	10	300,000	3%	2016	0	2026										-
MET TRANSIT	1821	FORD F550 31' CUTASWY BUS	10	300,000	3%	2016	0	2026										-
MET TRANSIT	1821	FORD F550 31' CUTASWY BUS	10	300,000	3%	2016	0	2026										-
MET TRANSIT	1823	FORD F550 31' CUTASWY BUS	10	300,000	3%	2016	0	2026										-
MET TRANSIT	1823	FORD F550 31' CUTASWY BUS	10	300,000	3%	2016	0	2026										-
MET TRANSIT	1824	FORD F550 31' CUTASWY BUS	10	300,000	3%	2016	0	2026										-
MET TRANSIT	1824	FORD F550 31' CUTASWY BUS	10	300,000	3%	2016	0	2026										-
MET TRANSIT	1872	FORD F450 PARATRANSIT VAN	8	100,000	3%	2018	17,637	2026									34,971	
MET TRANSIT	1872	FORD F450 PARATRANSIT VAN	8	100,000	3%	2018	70,548	2026									139,882	
MET TRANSIT	1873	FORD F450 PARATRANSIT VAN	8	100,000	3%	2018	17,637	2026									34,971	
MET TRANSIT	1873	FORD F450 PARATRANSIT VAN	8	100,000	3%	2018	70,548	2026									139,882	
MET TRANSIT	1874	FORD F450 PARATRANSIT VAN	8	100,000	3%	2018	17,637	2026									34,971	
MET TRANSIT	1874	FORD F450 PARATRANSIT VAN	8	100,000	3%	2018	70,548	2026									139,882	
MET TRANSIT	1875	FORD F450 PARATRANSIT VAN	8	100,000	3%	2018	17,637	2026									34,971	
MET TRANSIT	1875	FORD F450 PARATRANSIT VAN	8	100,000	3%	2018	70,548	2026									139,882	
MET TRANSIT	1876	FORD F450 PARATRANSIT VAN	8	100,000	3%	2018	17,637	2026									34,971	
MET TRANSIT	1876	FORD F450 PARATRANSIT VAN	8	100,000	3%	2018	70,548	2026									139,882	
MET TRANSIT	1877	Ford Paratransit Van	7	90,000	3%	2019	17,637	2026					31,928					
MET TRANSIT	1877	Ford Paratransit Van	7	90,000	3%	2019	70,548	2026					127,713					
MET TRANSIT	1878	MET PARATRANSIT VAN	7	9,000	3%	2019	16,111	2026					29,166					
MET TRANSIT	1878	MET PARATRANSIT VAN	7	9,000	3%	2019	64,444	2026					116,663					
MET TRANSIT	1886	MET PARATRANSIT VAN	15	90,000	3%	2011	0	2026										-
MET TRANSIT	1886	MET PARATRANSIT VAN	15	90,000	3%	2011	0	2026										-
MET TRANSIT	1888	Ford Paratransit Van	12	90,000	3%	2014	0	2026										-
MET TRANSIT	1888	Ford Paratransit Van	12	90,000	3%	2014	0	2026										-
MET TRANSIT	1892	FORD F450 PARATRANSIT VAN	9	100,000	3%	2017	15,816	2026										34,341
MET TRANSIT	1892	FORD F450 PARATRANSIT VAN	9	100,000	3%	2017	63,260	2026										137,356
MET TRANSIT	1893	FORD F450 PARATRANSIT VAN	9	100,000	3%	2017	15,816	2026										34,341
MET TRANSIT	1893	FORD F450 PARATRANSIT VAN	9	100,000	3%	2017	63,260	2026										137,356
MET TRANSIT	1859	MASSY 4WD TRACTOR/BROOM	17	7,000	3%	2010	20,406	2027										53,707
MET TRANSIT	1860	FORD F250 SRW 4X4 REG CAB	12	100,000	4%	2015	5,000	2027				12,067						
MET TRANSIT	1861	FORD F350 4X4 TRUCK	28	100,000	5%	1999	24,517	2027										
MET TRANSIT	1862	FORKLIFT	37	700	3%	1990	23,963	2027										
MET TRANSIT	1868	TANDEM FLAT BED TRAILER	35	0	2%	1992	1,828	2027										
MET TRANSIT	1869	FORD F350 4X4 EXT CAB W/PLOW	18	100,000	4%	2009	33,984	2027										136,070
MET TRANSIT	1870	NILFISK ADVANCE SWEEPER	23		3%	2004	32,412	2027										
MET TRANSIT	1879	MET PARATRANSIT VAN	8	9,000	3%	2019	16,111	2027								31,945		
MET TRANSIT	1879	MET PARATRANSIT VAN	8	9,000	3%	2019	64,152	2027								127,200		
MET TRANSIT	1857	GENIE SCISSOR LIFT	10	N/A	3.0%	2020	16,450	2030					27,243					
MET TRANSIT	1880	MET PARATRANSIT VAN	7	9,000	3%	2023	17,922	2030										32,444
MET TRANSIT	1880	MET PARATRANSIT VAN	7	9,000	3%	2023	101,556	2030					148,535					183,846
MET TRANSIT	1881	MET PARATRANSIT VAN	7	9,000	3%	2023	17,922	2030										32,444
MET TRANSIT	1881	MET PARATRANSIT VAN	7	9,000	3%	2023	101,556	2030					148,535					183,846
MET TRANSIT	1882	MET PARATRANSIT VAN	7	9,000	3%	2023	17,922	2030										32,444
MET TRANSIT	1882	MET PARATRANSIT VAN	7	9,000	3%	2023	101,556	2030					148,535					183,846
MET TRANSIT	1883	MET PARATRANSIT VAN	7	9,000	3%	2023	17,922	2030										32,444
MET TRANSIT	1883	MET PARATRANSIT VAN	7	9,000	3%	2023	101,556	2030					148,535					183,846
MET TRANSIT	1863	FORD EXPLORER 4X4	10	100,000	3%	2021	53,790	2031						94,461				
MET TRANSIT	1897	HYUNDAI KONA	10	N/A	3%	2022	5,472	2032								9,609		
MET TRANSIT	1897	HYUNDAI KONA	10	N/A	3%	2022	21,890	2032								38,441		
MET TRANSIT	1826	32' TRANSIT BUS	12	300,000	3%	2021	74,995	2033										148,700
MET TRANSIT	1826	32' TRANSIT BUS	12	300,000	3%	2021	299,982	2033										594,803
MET TRANSIT	1827	32' TRANSIT BUS	12	300,000	3%	2021	74,995	2033										148,700
MET TRANSIT	1827	32' TRANSIT BUS	12	300,000	3%	2021	299,982	2033										594,803
MET TRANSIT	1828	32' TRANSIT BUS	12	300,000	3%	2021	74,995	2033										148,700
MET TRANSIT	1828	32' TRANSIT BUS	12	300,000	3%	2021	299,982	2033										594,803
MET TRANSIT	1829	32' TRANSIT BUS	12	300,000	3%	2021	74,995	2033										148,700
MET TRANSIT	1829	32' TRANSIT BUS	12	300,000	3%	2021	299,982	2033										594,803
MET TRANSIT	1830	32' TRANSIT BUS	12	300,000	3%	2021	74,995	2033										148,700
MET TRANSIT	1830	32' TRANSIT BUS	12	300,000	3%	2021	299,982	2033										594,803
MET TRANSIT	1831	32' TRANSIT BUS	12	300,000	3%	2021	74,995	2033										148,700
MET TRANSIT	1831	32' TRANSIT BUS	12	300,000	3%	2021	299,982	2033										594,803
MET TRANSIT	1832	32' TRANSIT BUS	12	300,000	3%	2021	74,995	2033										148,700

## FY 2026 Equipment Replacement Worksheets Sub-totaled by Department

Department Name	Unit.	Description	Est Life	Repl. Meter	Repl. %	Year	Purch. Cost	Repl. Year	2,036	2,037	2,038	2,039	2,040	2,041	2,042	2,043	2,044	2,045
MET TRANSIT	1832	32' TRANSIT BUS	12	300,000	3%	2021	299,982	2033										594,803
MET TRANSIT	1833	32' TRANSIT BUS	12	300,000	3%	2021	74,995	2033										148,700
MET TRANSIT	1833	32' TRANSIT BUS	12	300,000	3%	2021	299,982	2033										594,803
MET TRANSIT	1834	32' TRANSIT BUS	12	300,000	3%	2021	74,995	2033										148,700
MET TRANSIT	1834	32' TRANSIT BUS	12	300,000	3%	2021	299,982	2033										594,803
MET TRANSIT	1835	32' TRANSIT BUS	12	300,000	3%	2021	74,995	2033										148,700
MET TRANSIT	1835	32' TRANSIT BUS	12	300,000	3%	2021	299,982	2033										594,803
MET TRANSIT	1836	32' TRANSIT BUS	12	300,000	3%	2021	74,995	2033										148,700
MET TRANSIT	1836	32' TRANSIT BUS	12	300,000	3%	2021	299,982	2033										594,803
MET TRANSIT	1837	32' TRANSIT BUS	12	300,000	3%	2021	74,995	2033										148,700
MET TRANSIT	1837	32' TRANSIT BUS	12	300,000	3%	2021	299,982	2033										594,803
MET TRANSIT	1838	32' TRANSIT BUS	12	300,000	3%	2021	74,995	2033										148,700
MET TRANSIT	1838	32' TRANSIT BUS	12	300,000	3%	2021	299,982	2033										594,803
MET TRANSIT	1839	32' TRANSIT BUS	12	300,000	3%	2021	74,396	2033										147,512
MET TRANSIT	1839	32' TRANSIT BUS	12	300,000	3%	2021	297,585	2033										590,050
MET TRANSIT	1840	32' TRANSIT BUS	12	300,000	3%	2021	74,396	2033										147,512
MET TRANSIT	1840	32' TRANSIT BUS	12	300,000	3%	2021	297,585	2033										590,050
MET TRANSIT	1841	32' TRANSIT BUS	12	300,000	3%	2021	74,396	2033										147,512
MET TRANSIT	1841	32' TRANSIT BUS	12	300,000	3%	2021	297,585	2033										590,050
MET TRANSIT	1842	32' TRANSIT BUS	12	300,000	3%	2021	74,995	2033										148,700
MET TRANSIT	1842	32' TRANSIT BUS	12	300,000	3%	2021	299,982	2033										594,803
MET TRANSIT	1896	HYUNDAI KONA	10	N/A	3%	2023	5,731	2033								10,064		
MET TRANSIT	1896	HYUNDAI KONA	10	N/A	3%	2023	22,925	2033								40,259		
MET TRANSIT	1858	FLATBED TRAILER	20	N/A	3.0%	2020	5,800	2040					9,895					
PARK DIVISION	3607	CHEVY 3500 PICKUP	11	100,000	4%	2008	0	2019						-				
PARK DIVISION	1020	FORD E450 PASSENGER VAN	16	100,000	4%	2009	0	2025						-				
PARK DIVISION	1021	FORD E450 PASSENGER VAN	16	100,000	4%	2009	0	2025						-				
PARK DIVISION	1614	FORD F250 PICKUP W/PLOW	13	100,000	4%	2012	5,560	2025			14,581							
PARK DIVISION	1675	Ditch Witch	22	7,000	4%	2003	18,299	2025										
PARK DIVISION	1680	TORO WORKMAN ATV	15	N/A	3%	2010	0	2025										
PARK DIVISION	1690	IR COMPRESSOR	30	3,000	3%	1995	0	2025										
PARK DIVISION	3615	TORO 5900 MOWER	10	6,000	4%	2015	0	2025										-
PARK DIVISION	3616	TORO 5900 MOWER	10	6,000	4%	2015	0	2025										-
PARK DIVISION	3617	TORO 4100D TRIM MOWER	10	6,000	4%	2015	0	2025										-
PARK DIVISION	1023	FORD E450 PASSENGER VAN	17	100,000	4%	2009	0	2026										
PARK DIVISION	1609	FORD F150 2WD REG CAB PICKUP	13	100,000	4%	2013	0	2026										
PARK DIVISION	1610	CHEVY 1500 2WD PICKUP	21	100,000	4%	2005	0	2026										
PARK DIVISION	1630	FORD F350 W/SERVICE BODY	15	100,000	4%	2011	0	2026										
PARK DIVISION	1634	PJ TILT BED TRAILER	15	N/A	3%	2011	7,876	2026						18,330				
PARK DIVISION	1637	COMPRESSOR	36	5,000	3%	1990	3,000	2026										
PARK DIVISION	1678	TORO MOWER	15	3,000	3%	2011	17,964	2026						35,884				
PARK DIVISION	1903	SUL AIR AIR COMPRESSOR 18	40	1,700	3%	1986	11,339	2026										
PARK DIVISION	1024	FORD RANGER 1/2 TON PICKUP	20	100,000	4%	2007	14,989	2027										
PARK DIVISION	1605	FORD F250 4X4 W SNOWPLOW	10	100,000	4%	2017	25,565	2027			52,181							
PARK DIVISION	1607	FORD RANGER 4X4	26	100,000	1%	2007	2,762	2027										
PARK DIVISION	1612	CHEVY 3/4 TON PICKUP	21	100,000	1%	2006	4,500	2027										
PARK DIVISION	1618	IHC 4700 W/VERSALIFT, OVERHEAD RACK	27	8,000	4%	2000	95,233	2027										
PARK DIVISION	1622	FORD F150 EXT CAB PICKUP	14	100,000	4%	2013	21,010	2027						60,902				
PARK DIVISION	1624	TORO SPRAYER	19	7,000	5%	2008	17,000	2027										
PARK DIVISION	1625	FORD F350 STAKE BED/HLIST	16	100,000	4%	2011	29,345	2027										
PARK DIVISION	1629	HOLLAND AERWAY AERATOR, ATTACHMENT	27	N/A	4%	2000	4,765	2027								100,009		
PARK DIVISION	1633	TURFTENDER TOP DRESSER, 4 CU YD, DAKOTA EQUI	28	N/A	4%	1999	16,700	2027										
PARK DIVISION	1638	DODGE 1500 2WD LB PICKUP	10	100,000	4%	2017	22,506	2027									45,938	
PARK DIVISION	1639	DODGE 1500 2WD LB PICKUP	10	100,000	4%	2017	22,506	2027									45,938	
PARK DIVISION	1640	JOHN DEERE 5420 TRACTOR 4WD	25	10,000	3%	2002	42,184	2027										
PARK DIVISION	1641	CASE TRACTOR W/MOWER	22	7,000	4%	2005	28,925	2027										
PARK DIVISION	1642	BOBCAT UTILITY VEHICLE	13	3,000	3%	2014	7,386	2027					15,190					
PARK DIVISION	1651	DODGE 1500 4X4 XCAB PCKUP	10	100,000	4%	2017	26,313	2027										
PARK DIVISION	1691	FREIGHTLINER DUMP TRUCK	15	60,000	4%	2012	79,825	2027									53,708	
PARK DIVISION	1692	FORD RANGER EXT CAB PICKUP	20	100,000	1%	2007	4,000	2027										246,930
PARK DIVISION	1693	FORD RANGER EXT CAB PICKUP	19	100,000	1%	2008	4,000	2027										
PARK DIVISION	1694	FREIGHTLINER DUMP TRUCK	15	60,000	4%	2012	79,825	2027										246,930
PARK DIVISION	1697	CHEVY 1500 4X4 W/PLOW	13	100,000	3%	2014	32,383	2027					64,979					
PARK DIVISION	1905	Chevy Colorado Ext cab pickup	15	100,000	4%	2012	17,849	2027									55,214	
PARK DIVISION	1914	JOHN DEERE GATOR	13	2,000	4%	2014	10,995	2027										
PARK DIVISION	1929	TORO WORKMAN HDX 4X4	11	3,000	4%	2016	25,741	2027									58,430	
PARK DIVISION	3601	CHEVY 1500 2WD PICKUP	12	100,000	4%	2015	22,193	2027					53,558					
PARK DIVISION	3602	CHEVY 1500 2WD PICKUP	12	100,000	4%	2015	22,193	2027					53,558					
PARK DIVISION	3603	FORD F250 4X4 W SNOWPLOW	12	100,000	4%	2015	35,911	2027										86,664
PARK DIVISION	3606	BOBCAT UTV 4X2 3200	12	3,000	3%	2015	7,462	2027										14,049
PARK DIVISION	3610	BOBCAT UTV 4X4 W/ATTCHMNT	12	3,000	3%	2015	21,365	2027										40,226
PARK DIVISION	3618	FORD F150 X-CAB 2WD PICKUP	12	100,000	4%	2015	25,803	2027										63,561
PARK DIVISION	1647	TORO 5900 16' MOWER	10	3,000	4%	2018	84,984	2028										173,463
PARK DIVISION	1649	TORO 4100D 16' MOWER	10	3,000	4%	2018	59,767	2028										121,992
PARK DIVISION	1654	Vermeer Stump Grinder	25	2,500	4%	2003	24,824	2028										
PARK DIVISION	1930	WALKER 52" MOWER W/ATTCHMENTS	10	3,000	4%	2018	27,267	2028										57,019

## FY 2026 Equipment Replacement Worksheets Sub-totaled by Department

Department Name	Unit.	Description	Est Life	Repl. Meter	Repl. %	Year	Purch. Cost	Repl. Year	2,036	2,037	2,038	2,039	2,040	2,041	2,042	2,043	2,044	2,045
PARK DIVISION	3622	POLARIS RANGER 4X4 UTV	10	5,000	4%	2018	9,482	2028			19,828							
PARK DIVISION	3623	POLARIS RANGER 4X4 UTV	10	5,000	4%	2018	9,482	2028			19,828							
PARK DIVISION	3624	POLARIS RANGER 4X4 UTV	10	5,000	4%	2018	9,482	2028			19,828							
PARK DIVISION	3625	JEEP WRANGLER 4X4 W/PLOW	10	100,000	4%	2018	41,050	2028			85,841							
PARK DIVISION	3626	JEEP WRANGLER 4X4 W/PLOW	10	100,000	4%	2018	41,050	2028			85,841							
PARK DIVISION	3628	FORD F250 W/UTILITY BODY	10	100,000	4%	2018	34,101	2028			71,309							
PARK DIVISION	3629	JEEP WRANGLER 4X4 W/PLOW	10	100,000	4%	2018	34,101	2028			71,309							
PARK DIVISION	3631	DODGE RAM 1500 2WD PICKUP	10	100,000	3%	2018	24,780	2028			41,038							
PARK DIVISION		FUEL STORAGE TANKS	25		4%	2003	11,962	2028										
PARK DIVISION	1636	DODGE RAM 1500 2WD REG CAB PICKUP	10	100,000	4%	2019	23,220	2029		48,556								
PARK DIVISION	1928	WALKER MOWER	6	3,000	4%	2023	37,375	2029						70,109				
PARK DIVISION	1602	DODGE 1500 4X4 PICKUP W/PLOW	10	100,000	4%	2020	32,216	2030					65,757					
PARK DIVISION	1627	IHC PACMAC GARBAGE TRUCK	10	10,000	4%	2020	132,033	2030					276,097					
PARK DIVISION	1664	JOHN DEERE 72" FRONT MOUNT MOWER	10	5,000	4%	2020	25,835	2030					52,732					
PARK DIVISION	1687	TURF SWEEPER	35	3,000	1%	1995	13,125	2030										
PARK DIVISION	1919	WALKER 52" RIDING MOWER	10	3,000	4%	2020	26,106	2030					53,286					
PARK DIVISION	1920	WALKER 52" RIDING MOWER	10	3,000	4%	2020	31,900	2030					65,112					
PARK DIVISION	3612	TRU BURROW BLOCKER TRAILER	15	N/A	4%	2015	19,895	2030										62,538
PARK DIVISION	3634	DODGE 1500 4X4 PICKUP W/PLOW	10	100,000	4%	2020	25,072	2030				51,175						
PARK DIVISION	1646	JOHN DEERE	10	3,000	4%	2021	28,900	2031								58,988		
PARK DIVISION	1648	JOHN DEERE FRONT MOWER	10	3,000	4%	2021	21,943	2031								44,788		
PARK DIVISION	1668	DODGE 4500 2WD	10	100,000	4%	2021	51,000	2031								104,097		
PARK DIVISION	3621	NORTHSTAR WASHER/TRAILER	15	N/A	3%	2016	7,400	2031										
PARK DIVISION	3635	POLARIS RANGER 4x4 UTV	10	5,000	4%	2021	11,983	2031								25,058		
PARK DIVISION	3636	POLARIS RANGER 4x4 UTV	10	5,000	4%	2021	11,983	2031								25,058		
PARK DIVISION	1643	WIEDENMAN LAWN MACHINE	15	100,000	4%	2017	42,175	2032										
PARK DIVISION	1644	TORO PROCORE AERATOR	15	100,000	4%	2017	34,538	2032										
PARK DIVISION	1660	DODGE RAM 5500 2WD DUMP TRUCK	12	100,000	4%	2020	45,287	2032										109,291
PARK DIVISION	1684	CAT 908H WHEEL LOADER	20	7,000	4%	2012	86,258	2032										
PARK DIVISION	1938	Harper Hawk 4200	10	2,000	3%	2022	59,957	2032						99,295				
PARK DIVISION	3637	TRAILER	10	3,000	4%	2022	10,250	2032						21,434				
PARK DIVISION	1619	Ram 2500 regular cab pickup	10	100,000	4%	2023	50,577	2033								105,763		
PARK DIVISION	1621	Ram 1500 regular cab pickup	10	100,000	4%	2023	40,886	2033								85,498		
PARK DIVISION	1623	Ram 1500 regular cab pickup	10	100,000	4%	2023	40,886	2033								85,498		
PARK DIVISION	1635	BOBCAT TRACK LOADER	15	7,000	4%	2018	57,133	2033										
PARK DIVISION	1661	Ram 1500 regular cab pickup	10	100,000	4%	2023	40,886	2033								85,498		
PARK DIVISION	1665	Ram 1500 regular cab pickup	10	100,000	4%	2023	40,886	2033								85,498		
PARK DIVISION	1671	TORO 5900 16' MOWER	10	3,000	4%	2023	125,886	2033								256,948		
PARK DIVISION	1676	TORO 5900 16' MOWER	10	7,000	4%	2023	105,953	2033								216,262		
PARK DIVISION	1679	Ram 1500 regular cab pickup	10	100,000	4%	2023	40,886	2033								85,498		
PARK DIVISION	1689	Ram 1500 regular cab pickup	10	100,000	4%	2023	40,886	2033								85,498		
PARK DIVISION	1910	Ford F350 with dump box	10	7,000	5%	2023	67,036	2033								168,481		
PARK DIVISION	1913	JOHN DEERE GATOR	12	2,000	4%	2021	19,885	2033										48,585
PARK DIVISION	1028	MOBIL SOUND STAGE TRAILER	30	N/A	4%	2004	81,829	2034										
PARK DIVISION	1617	FREIGHTLINER SERIAL MANLIFT	15	7,000	4%	2019	146,213	2034										
PARK DIVISION	1617	FREIGHTLINER ALTEC	15	7,000	0.04	2019	146,213	2034										
PARK DIVISION	3605	TRAILER	10	3,000	4%	2024	8,700	2034										18,193
PARK DIVISION	3604	Ford f-350	12	100,000	4%	2023	49,498	2035										
PARK DIVISION	3608	PJ TILT BED TRAILER	20	N/A	3%	2015	5,161	2035										
PARK DIVISION	3609	PJ TILT BED TRAILER	20	N/A	3%	2015	5,161	2035										
PARK DIVISION	3613	VERMEER BRUSH CHIPPER	20	7,000	4%	2015	38,779	2035										
PARK DIVISION	1683	BOBCAT E35 MINIX	15	4,000	4%	2022	59,130	2037		97,620								
PARK DIVISION	1603	FORD HI-CUBE VAN	15	100,000	4%	2023	0	2038										
PARK DIVISION	1908	CAT TRACK LOADER	15	7,000	5%	2023	131,767	2038			255,487							
PARK DIVISION	3630	B-B 20' Tiltbed Trailer	20	N/A	3%	2018	8,363	2038			13,850							
PARK DIVISION	1026x	FORD 1/2 TON PICKUP WHITE	15	100,000	4%	2023	36,220	2038			59,797							
PARK DIVISION	1611x	CHEVY 1500 2WD PICKUP	15	100,000	4%	2023	24,891	2038			42,338							
PARK DIVISION	1687x	TURF SWEEPER	15	3,000	4%	2023	37,389	2038			61,727							
PARK DIVISION	1650	IHC TRUCK WITH BOX HOIST LIFTGATE	40	100,000	5%	2001	42,685	2041					296,233					
PARK DIVISION	1632	Case 4wd tractor	20	5,000	4%	2023	63,280	2043								129,162		
PARK DIVISION	3638	AIR COMPRESSOR 18	20	1,700	3%	2024	24,715	2044									36,791	
PARKING	1969	GMC SONOMA 4X4 PICKUP	29	100,000	3%	1996	0	2025										
PARKING	1960	ADVANCE SWEEPER	17	7,000	5%	2010	34,395	2027										177,249
PARKING	1967	CY-CORP TRAILER USED FOR HAULING GARAGE SV	39	0	3%	1988	548	2027										
PARKING	1967	CY-CORP TRAILER USED FOR HAULING GARAGE SV	39	0	3%	1988	548	2027										
PARKING	1967	CY-CORP TRAILER USED FOR HAULING GARAGE SV	39	0	3%	1988	548	2027										
PARKING	1967	CY-CORP TRAILER USED FOR HAULING GARAGE SV	39	0	3%	1988	548	2027										
PARKING	1972	FORD F150 4X4 PICKUP	16	100,000	4%	2011	21,920	2027										
PARKING	1966	FORD ECOSPORT	10	100,000	4%	2021	25,397	2031					53,108					
PARKING	1962	JOHN DEERE X739	10		3%	2024	25,200	2034										41,734
PARKING	1964	CHEVY EQUINOX AWD	10	100,000	4%	2024	27,955	2034										58,457
PARKING	1968	CHEVY EQUINOX AWD	10	100,000	4%	2024	27,955	2034										58,457
POLICE DEPT	1029	FORD INTERCEPTOR	10	100,000	4%	2013	0	2023										
POLICE DEPT	1433	FORD INTERCEPTOR	9	100,000	4%	2016	0	2025										
POLICE DEPT	1442	FORD INTERCEPTOR	8	100,000	4%	2017	0	2025										
POLICE DEPT	1446	FORD INTERCEPTOR	8	100,000	4%	2017	0	2025										

## FY 2026 Equipment Replacement Worksheets

### Sub-totaled by Department

Department Name	Unit.	Description	Est Life	Repl. Meter	Repl. %	Year	Purch. Cost	Repl. Year	2,036	2,037	2,038	2,039	2,040	2,041	2,042	2,043	2,044	2,045
POLICE DEPT	1492	FORD TAURUS	19	100,000	5%	2006	0	2025										
POLICE DEPT	1494	FORD TAURUS	19	100,000	5%	2006	0	2025										
POLICE DEPT	1495	CHEVY MALIBU	17	100,000	5%	2008	0	2025										
POLICE DEPT	1511	FORD FUSION 4 DOOR	16	100,000	4%	2009	0	2025										
POLICE DEPT	1408	FORD F150 4X4 SUPERCREW	12	100,000	4%	2014	30,350	2026			73,244							
POLICE DEPT	1424	FORD INTERCEPTOR	10	100,000	4%	2016	27,488	2026	57,481									
POLICE DEPT	1427	FORD INTERCEPTOR	10	100,000	4%	2016	0	2026	-									
POLICE DEPT	1429	FORD INTERCEPTOR	10	100,000	4%	2016	0	2026	-									
POLICE DEPT	1431	FORD INTERCEPTOR	10	100,000	4%	2016	27,561	2026	57,633									
POLICE DEPT	1434	FORD INTERCEPTOR	9	100,000	4%	2017	27,561	2026										
POLICE DEPT	1436	FORD INTERCEPTOR	9	100,000	4%	2017	0	2026										75,334
POLICE DEPT	1438	FORD INTERCEPTOR	9	100,000	4%	2017	0	2026										-
POLICE DEPT	1439	FORD INTERCEPTOR	9	100,000	4%	2017	27,561	2026										75,334
POLICE DEPT	1463	FORD INTERCEPTOR UTILITY	7	100,000	4%	2019	28,949	2026					63,073					
POLICE DEPT	1477	FORD INTERCEPTOR AWD SUV	6	100,000	4%	2020	29,462	2026										
POLICE DEPT	1510	FORD FUSION 4 DOOR	15	100,000	4%	2011	18,150	2026						57,053				71,101
POLICE DEPT	1529	GMC 1/2 TON EXT CAB PICKUP	28	100,000	0%	1998	0	2026										
POLICE DEPT	1530	TOYOTA 4X4 EXT CAB PICKUP	29	100,000	5%	1997	0	2026										
POLICE DEPT	1532	FORD F350 4X4 4DR BOMB UNIT	18	100,000	4%	2008	0	2026										
POLICE DEPT	1533	FORD FUSION 4 DOOR	17	100,000	4%	2009	0	2026										
POLICE DEPT	1570	Ford Interceptor	13	100,000	4%	2013	0	2026										
POLICE DEPT	1574	Ford Interceptor	13	100,000	4%	2013	0	2026										
POLICE DEPT	1575	Ford Interceptor	13	100,000	4%	2013	0	2026										
POLICE DEPT	1579	Ford Interceptor	13	100,000	4%	2013	0	2026										
POLICE DEPT	1585	Ford Interceptor	13	100,000	4%	2013	0	2026										
POLICE DEPT	1589	FORD F150 4X4 CREW	15	100,000	0%	2011	0	2026										
POLICE DEPT	1593	HURD BOMB TRAILER	31	N/A	3%	1995	0	2026										
POLICE DEPT	1595	Meth Lab Trailer	23	N/A	5%	2003	0	2026										
POLICE DEPT	3404	CHEVY 3/4 TON EXT CAB PICKUP	13	100,000	4%	2013	0	2026										
POLICE DEPT	3415	F150 CREW MARSHALL SERVIC	12	100,000	4%	2014	0	2026										
POLICE DEPT	1425	FORD INTERCEPTOR	11	100,000	4%	2016	27,488	2027										
POLICE DEPT	1430	FORD INTERCEPTOR	11	100,000	4%	2016	27,488	2027										
POLICE DEPT	1440	FORD INTERCEPTOR	10	100,000	4%	2017	27,561	2027										
POLICE DEPT	1443	FORD INTERCEPTOR	10	100,000	4%	2017	27,561	2027										
POLICE DEPT	1445	FORD INTERCEPTOR	10	100,000	4%	2017	27,561	2027										
POLICE DEPT	1452	FORD INTERCEPTOR	9	100,000	4%	2018	27,533	2027	54,125									77,736
POLICE DEPT	1455	FORD INTERCEPTOR UTILITY	9	100,000	4%	2018	31,706	2027	62,328									89,518
POLICE DEPT	1458	FORD INTERCEPTOR	8	100,000	4%	2019	27,533	2027										67,822
POLICE DEPT	1459	FORD INTERCEPTOR	8	100,000	4%	2019	27,533	2027										67,822
POLICE DEPT	1461	FORD INTERCEPTOR	8	100,000	4%	2019	27,533	2027										67,822
POLICE DEPT	1462	FORD INTERCEPTOR	8	100,000	4%	2019	27,533	2027										67,822
POLICE DEPT	1506	FORD FUSION SILVER	12	100,000	3%	2015	18,060	2027					34,906					
POLICE DEPT	1516	FORD FUSION BLUE	12	100,000	3%	2015	18,060	2027					34,906					
POLICE DEPT	1518	FORD FUSION BLACK	12	100,000	3%	2015	18,060	2027					34,906					
POLICE DEPT	1520	FORD FUSION WHITE	12	100,000	3%	2015	18,060	2027					34,906					
POLICE DEPT	1539	FORD F150 SUPERCREW	10	100,000	4%	2017	31,089	2027										
POLICE DEPT	1542	FORD INTERCEPTOR UTILITY	8	100,000	4%	2019	31,706	2027			63,456							
POLICE DEPT	1547	FORD INTERCEPTOR UTILITY	8	100,000	4%	2019	31,706	2027										78,102
POLICE DEPT	3417	CHEVY SUBURBAN 4WD	25	100,000	5%	2002	5,200	2027										78,102
POLICE DEPT	PD2003	Luma Light	30	N/A	3%	1997	10,000	2027										
POLICE DEPT	1437	FORD INTERCEPTOR	11	100,000	4%	2017	27,561	2028										
POLICE DEPT	1444	FORD INTERCEPTOR	11	100,000	4%	2017	27,561	2028										
POLICE DEPT	1450	FORD INTERCEPTOR	10	100,000	4%	2018	27,533	2028										58,676
POLICE DEPT	1451	FORD INTERCEPTOR	10	100,000	4%	2018	27,533	2028										58,676
POLICE DEPT	1453	FORD INTERCEPTOR	10	100,000	4%	2018	27,533	2028										58,676
POLICE DEPT	1454	FORD INTERCEPTOR	10	100,000	4%	2018	27,533	2028										58,676
POLICE DEPT	1456	FORD INTERCEPTOR	10	100,000	4%	2018	27,533	2028										58,676
POLICE DEPT	1464	FORD INTERCEPTOR AWD SUV	8	100,000	4%	2020	35,882	2028	61,824									
POLICE DEPT	1465	FORD INTERCEPTOR AWD SUV	8	100,000	4%	2020	35,882	2028	61,824									86,594
POLICE DEPT	1466	FORD INTERCEPTOR AWD SUV	8	100,000	4%	2020	35,882	2028	61,824									86,594
POLICE DEPT	1467	FORD INTERCEPTOR AWD SUV	8	100,000	4%	2020	35,882	2028	61,824									86,594
POLICE DEPT	1468	FORD INTERCEPTOR AWD SUV	8	100,000	4%	2020	35,962	2028	61,962									86,787
POLICE DEPT	1469	FORD INTERCEPTOR AWD SUV	8	100,000	4%	2020	35,962	2028	61,962									86,787
POLICE DEPT	1470	FORD INTERCEPTOR AWD SUV	8	100,000	4%	2020	35,962	2028	61,962									86,787
POLICE DEPT	1471	FORD INTERCEPTOR AWD SUV	8	100,000	4%	2020	35,962	2028	61,962									86,787
POLICE DEPT	1472	FORD INTERCEPTOR AWD SUV	8	100,000	4%	2020	35,962	2028	61,962									86,787
POLICE DEPT	1473	FORD INTERCEPTOR AWD SUV	8	100,000	4%	2020	35,962	2028	61,962									86,787
POLICE DEPT	1474	FORD INTERCEPTOR AWD SUV	8	100,000	4%	2020	35,962	2028	61,962									86,787
POLICE DEPT	1475	FORD INTERCEPTOR AWD SUV	8	100,000	4%	2020	35,962	2028	61,962									86,787
POLICE DEPT	1476	FORD INTERCEPTOR AWD SUV	8	100,000	4%	2020	35,962	2028	61,962									86,787
POLICE DEPT	1478	FORD INTERCEPTOR AWD SUV	8	100,000	4%	2020	35,962	2028	61,962									86,787
POLICE DEPT	1497	FORD FUSION	12	100,000	4%	2016	18,840	2028					45,467					
POLICE DEPT	1501	CHEVY MALIBU	15	100,000	4%	2013	20,429	2028										64,216
POLICE DEPT	1508	CHEVY MALIBU	15	100,000	4%	2013	20,429	2028										64,216
POLICE DEPT	1514	CHEVY MALIBU	15	100,000	4%	2013	20,429	2028										64,216
POLICE DEPT	1519	FORD F150 CREWCAB PICKUP	10	100,000	4%	2018	31,091	2028										66,259

## FY 2026 Equipment Replacement Worksheets Sub-totaled by Department

Department Name	Unit.	Description	Est Life	Repl. Meter	Repl. %	Year	Purch. Cost	Repl. Year	2,036	2,037	2,038	2,039	2,040	2,041	2,042	2,043	2,044	2,045
POLICE DEPT	1528	FORD E250 PRISONER TRANSPROT VAN	17	100,000	4%	2011	21,937	2028										81,042
POLICE DEPT	1409	FORD F150 4X4 SUPERCREW	15	100,000	4%	2014	30,350	2029									93,885	
POLICE DEPT	1410	FORD F150 4X4 SUPERCREW	15	100,000	4%	2014	30,350	2029									93,885	
POLICE DEPT	1447	FORD INTERCEPTOR	12	100,000	4%	2017	27,946	2029						67,442				
POLICE DEPT	1448	FORD INTERCEPTOR	11	100,000	4%	2018	28,944	2029					66,858					
POLICE DEPT	1457	FORD INTERCEPTOR	10	100,000	4%	2019	27,533	2029				57,575						
POLICE DEPT	1460	FORD INTERCEPTOR	10	100,000	4%	2019	27,533	2029				57,575						
POLICE DEPT	1479	FORD INTERCEPTOR	8	100,000	4%	2021	36,251	2029		64,272								89,297
POLICE DEPT	1480	FORD INTERCEPTOR	8	100,000	4%	2021	36,251	2029		64,272								89,297
POLICE DEPT	1481	FORD INTERCEPTOR	8	100,000	4%	2021	36,251	2029		64,272								89,297
POLICE DEPT	1482	FORD INTERCEPTOR	8	100,000	4%	2021	36,251	2029		64,272								89,297
POLICE DEPT	1483	FORD INTERCEPTOR	8	100,000	4%	2021	36,251	2029		64,272								89,297
POLICE DEPT	1484	FORD INTERCEPTOR	8	100,000	4%	2021	36,251	2029		64,272								89,297
POLICE DEPT	1485	FORD INTERCEPTOR	8	100,000	4%	2021	36,251	2029		64,272								89,297
POLICE DEPT	1486	FORD INTERCEPTOR	8	100,000	4%	2021	36,251	2029		64,272								89,297
POLICE DEPT	1487	FORD INTERCEPTOR	8	100,000	4%	2021	36,251	2029		64,272								89,297
POLICE DEPT	1488	FORD INTERCEPTOR	8	100,000	4%	2021	36,251	2029		64,272								89,297
POLICE DEPT	1550	FORD INTERCEPTOR UTILITY	8	100,000	4%	2021	35,903	2029		63,655								88,440
POLICE DEPT	1551	FORD INTERCEPTOR UTILITY	8	100,000	4%	2021	35,903	2029		63,655								88,440
POLICE DEPT	1552	FORD INTERCEPTOR UTILITY	8	100,000	4%	2021	35,903	2029		63,655								88,440
POLICE DEPT	1553	FORD INTERCEPTOR UTILITY	8	100,000	4%	2021	35,903	2029		63,655								88,440
POLICE DEPT	1554	FORD INTERCEPTOR UTILITY	8	100,000	4%	2021	35,903	2029		63,655								88,440
POLICE DEPT	1555	FORD INTERCEPTOR UTILITY	8	100,000	4%	2021	35,903	2029		63,655								88,440
POLICE DEPT	1556	FORD INTERCEPTOR UTILITY	8	100,000	4%	2021	35,903	2029		63,655								88,440
POLICE DEPT	1557	FORD INTERCEPTOR UTILITY	8	100,000	4%	2021	35,903	2029		63,655								88,440
POLICE DEPT	1558	FORD INTERCEPTOR UTILITY	8	100,000	4%	2021	35,903	2029		63,655								88,440
POLICE DEPT	1559	FORD INTERCEPTOR UTILITY	8	100,000	4%	2021	35,903	2029		63,655								88,440
POLICE DEPT	3431	2019 Ford Fusion hybrid	10	100,000	4%	2019	26,200	2029				53,477						88,440
POLICE DEPT	1489	FORD INTERSEPTOR	8	100,000	4%	2022	35,903	2030			63,655							
POLICE DEPT	1490	FORD INTERSEPTOR	8	100,000	4%	2022	35,903	2030			63,655							
POLICE DEPT	1502	NISSAN ALTIMA 4DR AWD SEDAN	10	100,000	4%	2020	21,903	2030					44,707					
POLICE DEPT	1507	NISSAN ALTIMA 4DR AWD SEDAN	10	100,000	4%	2020	21,903	2030					44,707					
POLICE DEPT	1513	NISSAN ALTIMA 4DR AWD SEDAN	10	100,000	4%	2020	21,903	2030					44,707					
POLICE DEPT	1517	NISSAN ALTIMA 4DR AWD SEDAN	10	100,000	4%	2020	21,903	2030					44,707					
POLICE DEPT	1521	NISSAN ALTIMA 4DR AWD SEDAN	10	100,000	4%	2020	21,903	2030					44,707					
POLICE DEPT	1560	FORD INTERSEPTOR UTILITY	8	100,000	4%	2022	35,903	2030			63,655							
POLICE DEPT	1571	FORD INTERSEPTOR UTILITY	8	100,000	4%	2022	35,903	2030			63,655							
POLICE DEPT	1572	FORD INTERSEPTOR UTILITY	8	100,000	4%	2022	35,903	2030			63,655							
POLICE DEPT	3414	FORD INTERCEPTOR UTILITY	15	100,000	3%	2015	28,299	2030										64,444
POLICE DEPT	PD2004	Cyvac	30	N/A	3%	2000	22,195	2030										
POLICE DEPT	1537	RADAR TRAILER	30	N/A	4%	2001	14,860	2031										
POLICE DEPT	1561	FORD INTERSEPTOR UTILITY	8	100,000	4%	2023	45,684	2031				80,997						
POLICE DEPT	1562	FORD INTERSEPTOR UTILITY	8	100,000	4%	2023	45,684	2031				80,997						
POLICE DEPT	1563	FORD INTERSEPTOR UTILITY	8	100,000	4%	2023	45,684	2031				80,997						
POLICE DEPT	1564	FORD INTERSEPTOR UTILITY	8	100,000	4%	2023	45,684	2031				80,997						
POLICE DEPT	1565	FORD INTERSEPTOR UTILITY	8	100,000	4%	2023	45,684	2031				80,997						
POLICE DEPT	1568	FORD INTERSEPTOR UTILITY	8	100,000	4%	2023	45,684	2031				80,997						
POLICE DEPT	1573	FORD INTERSEPTOR UTILITY	8	100,000	4%	2023	45,684	2031				80,997						
POLICE DEPT	1576	FORD INTERSEPTOR UTILITY	8	100,000	4%	2023	45,684	2031				80,997						
POLICE DEPT	1577	FORD INTERSEPTOR UTILITY	8	100,000	4%	2023	45,684	2031				80,997						
POLICE DEPT	1578	FORD INTERSEPTOR UTILITY	8	100,000	4%	2023	45,684	2031				80,997						
POLICE DEPT	1580	FORD INTERSEPTOR UTILITY	8	100,000	4%	2023	45,684	2031				80,997						
POLICE DEPT	1435x	FORD INTERCEPTOR	8	100,000	4%	2023	0	2031				-						
POLICE DEPT	1441x	FORD INTERCEPTOR	8	100,000	4%	2023	0	2031				-						
POLICE DEPT	3408	NISSAN ALTIMA 4DR AWD SEDAN	10	100,000	4%	2022	31,673	2032						64,648				
POLICE DEPT	3409	NISSAN ALTIMA 4DR AWD SEDAN	10	100,000	4%	2022	31,673	2032						64,648				
POLICE DEPT	3421	Dodge Ram	24	100,000	5%	2008	0	2032										
POLICE DEPT	3424	NISSAN ALTIMA 4DR AWD SEDAN	10	100,000	4%	2022	31,673	2032							64,648			
POLICE DEPT	3425	NISSAN ALTIMA 4DR AWD SEDAN	10	100,000	4%	2022	31,673	2032							64,648			
POLICE DEPT	3426	NISSAN ALTIMA 4DR AWD SEDAN	10	100,000	4%	2022	31,673	2032							64,648			
POLICE DEPT	3427	NISSAN ALTIMA 4DR AWD SEDAN	10	100,000	4%	2022	31,673	2032							64,648			
POLICE DEPT	1411x	FORD INTERCEPTOR	9	100,000	4%	2023	0	2032						-				
POLICE DEPT	1412x	FORD INTERCEPTOR	9	100,000	4%	2023	0	2032						-				
POLICE DEPT	1413x	FORD INTERCEPTOR	9	100,000	4%	2023	0	2032						-				
POLICE DEPT	1414x	FORD INTERCEPTOR	9	100,000	4%	2023	0	2032						-				
POLICE DEPT	1420x	FORD INTERCEPTOR	9	100,000	4%	2023	0	2032						-				
POLICE DEPT	1422x	FORD INTERCEPTOR	9	100,000	4%	2023	0	2032						-				
POLICE DEPT	1423x	FORD INTERCEPTOR	9	100,000	4%	2023	0	2032						-				
POLICE DEPT	1426x	FORD INTERCEPTOR	9	100,000	4%	2023	0	2032						-				
POLICE DEPT	1428x	FORD INTERCEPTOR	9	100,000	4%	2023	0	2032						-				
POLICE DEPT	1401	FORD INTERSEPTOR UTILITY	8	100,000	4%	2025	48,627	2033						86,215				
POLICE DEPT	1402	FORD INTERSEPTOR UTILITY	8	100,000	4%	2025	48,627	2033						86,215				
POLICE DEPT	1403	FORD INTERSEPTOR UTILITY	8	100,000	4%	2025	48,627	2033						86,215				
POLICE DEPT	1404	FORD INTERSEPTOR UTILITY	8	100,000	4%	2025	48,627	2033						86,215				
POLICE DEPT	1538	RADAR TRAILER	30	N/A	4%	2003	0	2033										
POLICE DEPT	1566	Ford F-150 super crew 4x4	11	100,000	4%	2022	51,000	2033									115,766	

## FY 2026 Equipment Replacement Worksheets Sub-totaled by Department

Department Name	Unit.	Description	Est Life	Repl. Meter	Repl. %	Year	Purch. Cost	Repl. Year	2,036	2,037	2,038	2,039	2,040	2,041	2,042	2,043	2,044	2,045
POLICE DEPT	1581	FORD INTERSEPTOR UTILITY	8	100,000	4%	2025	48,627	2033						86,215				
POLICE DEPT	1582	FORD INTERSEPTOR UTILITY	8	100,000	4%	2025	48,627	2033						86,215				
POLICE DEPT	1583	FORD INTERSEPTOR UTILITY	8	100,000	4%	2025	48,627	2033						86,215				
POLICE DEPT	1584	FORD INTERSEPTOR UTILITY	8	100,000	4%	2025	48,627	2033						86,215				
POLICE DEPT	1586	FORD INTERSEPTOR UTILITY	8	100,000	4%	2025	48,627	2033						86,215				
POLICE DEPT	1587	FORD INTERSEPTOR UTILITY	8	100,000	4%	2025	48,627	2033						86,215				
POLICE DEPT	1588	FORD INTERSEPTOR UTILITY	8	100,000	4%	2025	48,627	2033						86,215				
POLICE DEPT	1596	FORD TRANSIT SWAT VAN	15	100,000	4%	2018	38,265	2033						86,215				
POLICE DEPT	1404x	FORD INTERCEPTOR	10	100,000	3%	2023	0	2033										
POLICE DEPT	1406x	FORD INTERCEPTOR	10	100,000	3%	2023	0	2033										
POLICE DEPT	1407x	FORD INTERCEPTOR	10	100,000	3%	2023	0	2033										
POLICE DEPT	1535	GMC TOPKICK BOMB TRUCK	25	100,000	4%	2009	78,963	2034										
POLICE DEPT	1590	NABCO BOMB TRAILER	30	N/A	5%	2004	0	2034										
POLICE DEPT	1597	KENWORTH CSI VAN	25	100,000	4%	2009	294,491	2034										
POLICE DEPT	1598	CHARMAC ROBOT TRAIER	30	N/A	4%	2004	0	2034										
POLICE DEPT	1522	CHEVY MALIBU	13	100,000	4%	2024	25,404	2037		39,759								
POLICE DEPT	1523	CHEVY MALIBU	13	100,000	4%	2024	25,404	2037		39,759								
POLICE DEPT	1524	CHEVY MALIBU	13	100,000	4%	2024	25,404	2037		39,759								
POLICE DEPT	1525	CHEVY MALIBU	13	100,000	4%	2024	25,154	2037		39,368								
POLICE DEPT	1567x	Ford F150 4x4 crew cab pickup	14	100,000	4%	2023	0	2037										
POLICE DEPT	1569x	Ford F150 4x4 crew cab pickup	14	100,000	4%	2023	0	2037										
PW ADMIN	3092	FORD FUSION 4 DOOR	17	100,000	4%	2009	0	2026										
PW ADMIN	1090	FORD FUSION 4 DOOR	13	100,000	4%	2014	18,274	2027					47,923					
PW ADMIN	3091	FORD FUSION	11	100,000	4%	2016	18,840	2027			41,823							
PW BELKNAP	7353	FORD F150 4X2 SUPERCAB	10	100,000	4%	2000	16,240	2010					75,533					
PW BELKNAP	7906	tracked excavator	10	N/A	4%	2011	62,744	2021						197,229				
PW BELKNAP	7351	FLOATING DREDGE	22	7,000	5%	2003	0	2025										
PW BELKNAP	7413	IHC 8 YD TANDEM DUMP TRUCK	13	7,000	4%	2012	0	2025										
PW BELKNAP	7416	Freightliner 10YD DumpTruck	14	80,000	4%	2011	0	2025										
PW BELKNAP	7424	FORD F350 4X4 XCAB	10	100,000	4%	2015	0	2025										
PW BELKNAP	7908	TRAILER	10	N/A	4%	2015	0	2025										
PW BELKNAP	7101	FORD F250 PICKUP W/SERVICEBODY	11	100,000	4%	2015	0	2026										
PW BELKNAP	7350	FORD F150 4X2 SUPERCAB	11	100,000	2%	2015	0	2026										
PW BELKNAP	7405	CHEVY COLORADO PICKUP	11	100,000	4%	2015	0	2026										
PW BELKNAP	7411	WACHS VAC & VALVE OPERATOR	14	N/A	4%	2012	0	2026										
PW BELKNAP	7450	JOHN DEERE 710G BACKHOE	23	7,000	5%	2003	92,470	2026										
PW BELKNAP	7476	CAT SKID STEER LOADER	11	2,000	4%	2015	0	2026										
PW BELKNAP	7476	CAT SKID STEER LOADER	11	2,000	4%	2015	0	2026										
PW BELKNAP	7501	FORD F350 4X4 REG CAB	11	100,000	4%	2015	34,958	2026		77,604								
PW BELKNAP	7850	FORD F350 2WD W/UTILITY	26	100,000	3%	2000	0	2026										
PW BELKNAP	7904	VACTOR SEWER JET	18	7,000	4%	2008	0	2026										
PW BELKNAP	7995	RAPID VIEW CAMERA TRAILER	8	5,000	4%	2018	196,781	2026							474,892			
PW BELKNAP	7997	FREIGHTLINER VACTOR	10	7,000	4%	2016	363,885	2026	757,289									
PW BELKNAP	7104	FORD F250 PICKUP W/SERVICEBODY	16	100,000	3%	2011	23,165	2027								56,177		
PW BELKNAP	7108	FORD F250 SRW 4X4 REG CAB	12	100,000	4%	2015	29,592	2027				71,414						
PW BELKNAP	7111	FORD TRANSIT CONNECT	14	100,000	4%	2013	20,696	2027						59,992				
PW BELKNAP	7112	FORD F250 SRW 4X4 REG CAB	11	100,000	4%	2016	0	2027										
PW BELKNAP	7113	FORD F250 SRW 4X4 REG CAB	11	100,000	4%	2016	36,099	2027					80,137					
PW BELKNAP	7116	WACHS PORTABLE VAC SYSTEM	11		4%	2016	16,270	2027					36,118					
PW BELKNAP	7117	FORD F250 4X4 REG CAB	10	100,000	4%	2017	33,703	2027					68,792					
PW BELKNAP	7118	FORD F350 4X4 REG CAB	10	100,000	4%	2017	35,721	2027					72,911					
PW BELKNAP	7120	CHEVY MALIBU	19	100,000	4%	2008	2,550	2027										
PW BELKNAP	7201	FORD FUSION 4 DOOR	16	100,000	3%	2011	18,150	2027									44,015	
PW BELKNAP	7202	FORD FUSION 4 DOOR	16	100,000	3%	2011	18,150	2027									44,015	
PW BELKNAP	7303	JOHN DEERE 60" LAWN MOWER	24	5,000	4%	2003	14,363	2027										
PW BELKNAP	7316	DODGE RAM 1500 4X4 EXT CAB	11	100,000	4%	2016	26,451	2027						58,719				
PW BELKNAP	7317	DODGE RAM 1500 4X4 EXT CAB	11	100,000	4%	2016	26,451	2027						58,719				
PW BELKNAP	7318	FORD F250 4X4 XCAB UTL BODY	11	100,000	4%	2016	38,241	2027						84,892				
PW BELKNAP	7322	FORD F250 4X4 W/SERVICE BODY	18	100,000	4%	2009	30,485	2027										120,536
PW BELKNAP	7323	FORD TRANSIT CONNECT VAN	11	100,000	4%	2016	21,586	2027					47,920					
PW BELKNAP	7324	FORD F150 4X4 XCAB PICKUP	12	100,000	4%	2015	25,903	2027					62,512					
PW BELKNAP	7340	JOHN DEERE TRACTOR BACKHOE, LOADER	22	7,000	4%	2005	36,858	2027										
PW BELKNAP	7345	30' DREDGE TRAILER	24	N/A	4%	2003	3,000	2027										
PW BELKNAP	7370	SULLIVAN AIR COMPRESSOR	27	7,000	4%	2000	9,115	2027										
PW BELKNAP	7373	ONAN GENERATOR	27	7,000	4%	2000	32,500	2027										
PW BELKNAP	7412	FORD F250 W/SERVICE BODY	17	100,000	4%	2010	21,977	2027									80,091	
PW BELKNAP	7417	FORD F150 2WD EXT CAB PICKUP	14	100,000	4%	2013	21,010	2027						59,851				
PW BELKNAP	7418	FORD F350 2WD W/UTILITY	13	100,000	3%	2014	31,509	2027					64,801					
PW BELKNAP	7426	FORD F250 4X4 REG CAB	10	100,000	4%	2017	31,431	2027										
PW BELKNAP	7430	JOHN DEERE 710G BACKHOE	24	7,000	5%	2003	92,470	2027		64,155								
PW BELKNAP	7431	IR COMPRESSOR	29	7,000	4%	1998	12,500	2027										
PW BELKNAP	7437	FORD F900	36	7,000	4%	1991	45,946	2027										
PW BELKNAP	7440	AIR COMPRESSOR	33	7,000	4%	1994	22,500	2027										
PW BELKNAP	7502	FORD F350 4X2 FLATBED	12	100,000	4%	2015	27,183	2027					65,601					
PW BELKNAP	7510	NEW HOLLAND EXCAVATOR	21	7,000	4%	2006	55,763	2027										
PW BELKNAP	7515	TRAC STAR FUSION MACHINE	21	7,000	4%	2006	38,080	2027										

## FY 2026 Equipment Replacement Worksheets Sub-totaled by Department

Department Name	Unit.	Description	Est Life	Repl. Meter	Repl. %	Year	Purch. Cost	Repl. Year	2,036	2,037	2,038	2,039	2,040	2,041	2,042	2,043	2,044	2,045	
PW BELKNAP	7520	INGERSOL RAND AIR COMPRESSOR	20		7,000	4%	2007	26,393	2027										
PW BELKNAP	7530	TOWMASTER 20' TRAILER	20			4%	2007	10,750	2027										
PW BELKNAP	7565	MCELROY FUSION MACHINE	11	N/A		4%	2016	66,170	2027		146,892								
PW BELKNAP	7810	CHEVY 3/4T 4X4 EXT CAB W/PLOW	14	100,000		4%	2013	49,686	2027					141,541					
PW BELKNAP	7905	POWER PRIME PUMP	20		7,000	4%	2007	36,898	2027										
PW BELKNAP	7907	BOBCAT S650 SKIDSTEER	15		7,000	4%	2012	40,939	2027						126,641				
PW BELKNAP	7912	FREIGHTLINER VACTOR SEWER TRUCK	11		7,000	4%	2016	359,828	2027			798,789							
PW BELKNAP	7916	VOLVO 8YD DUMP TRUCK	10	100,000		4%	2017	110,050	2027			224,626							
PW BELKNAP	7925	CUMMINS POWER GENERATOR	24			4%	2003	31,635	2027										
PW BELKNAP	7121	KUBOTA UTV RTV500	10	100,000		4%	2018	10,475	2028					21,381					
PW BELKNAP	7149	FORD F250 W/SERVICE BODY	10	100,000		4%	2018	36,139	2028					73,764					
PW BELKNAP	7305	JD 1575 TERRAIN CAT 4WD	10		7,000	4%	2018	36,314	2028					74,121					
PW BELKNAP	7326	KUBOTA UTV RTV500	10	100,000		4%	2018	10,475	2028					21,381					
PW BELKNAP	7327	KUBOTA RTV X1100C	10		5,000	4%	2018	19,095	2028					38,975					
PW BELKNAP	7344	FORD F350 W/SERVICE BODY	10	100,000		4%	2018	38,407	2028					78,394					
PW BELKNAP	7446	FORD F350 W/SERVICE BODY	10	100,000		4%	2018	36,699	2028					74,907					
PW BELKNAP	7486	FREIGHTLINER DUMP TRUCK	10		7,000	4%	2018	180,462	2028					368,345					
PW BELKNAP	7546	FORD F250 W/SERVICE BODY	10	100,000		4%	2018	38,407	2028					78,394					
PW BELKNAP	7813	JD GATOR UTV 6X4	10		5,000	4%	2018	18,792	2028					38,357					
PW BELKNAP	7814	JD GATOR UTV 6X4	10		5,000	4%	2018	18,792	2028					38,357					
PW BELKNAP	7917	FRTLINR VACTOR JET TRUCK	10		7,000	4%	2018	365,290	2028					745,602					
PW BELKNAP	7114	FORD F250 4X4 PICKUP W/SERVICE BODY	10	100,000		4%	2019	37,487	2029			78,390							
PW BELKNAP	7143	DODGE RAM1500 4X4 PICKUP	10	100,000		4%	2019	25,754	2029			53,855							
PW BELKNAP	7177	FORD F250 4X4 EXTCAB WITH SERVICE BODY	10	100,000		4%	2019	40,113	2029			83,881							
PW BELKNAP	7304	CUMMINS POWER GENERATOR	17		7,000	4%	2012	106,075	2029										
PW BELKNAP	7313	CUMMINS GENERATOR	20		7,000	4%	2009	82,810	2029										
PW BELKNAP	7320	DODGE RAM1500 4X4 PICKUP	10	100,000		4%	2019	25,754	2029			53,855							
PW BELKNAP	7415	FORD F350 4X4 PICKUP W/SERVICE BODY	10	100,000		4%	2019	39,551	2029			82,706							
PW BELKNAP	7484	FREIGHTLINER 12YD DUMP TRUCK	10	100,000		4%	2019	147,277	2029			300,610							
PW BELKNAP	7505	HAMMERHEAD HG12 WINCH	23			4%	2006	140,000	2029										
PW BELKNAP	7540	FORD F250 4X4 EXTCAB WITH SERVICE BODY,COMPF	10	100,000		4%	2019	65,987	2029			137,987							
PW BELKNAP	7550	KIEFFER BUILT 45' TRAILER	20			4%	2009	12,980	2029										
PW BELKNAP	7555	HAMMERHEAD POWERPAK	19	N/A		4%	2010	186,000	2029										
PW BELKNAP	7802	KUBOTA F2690 MOWER	10		3,000	4%	2019	16,900	2029			34,495							
PW BELKNAP	7811	SMITHCO SWEEPER	10		3,000	4%	2019	38,055	2029			77,676							
PW BELKNAP	7815	KUBOTA F2690 MOWER	10		3,000	4%	2019	16,900	2029			34,495							
PW BELKNAP	7851	FORD F250 4X4 EXTCAB W/SERVICE BODY	10	100,000		4%	2019	39,777	2029			83,179							
PW BELKNAP	7909	FORD F250 4X4 EXTCAB WITH SERVICE BODY,COMPF	10	100,000		4%	2019	54,893	2029			114,768							
PW BELKNAP	3090	FORD TRANSIT CONNECT VAN	15	100,000		3%	2015	21,784	2030									49,608	
PW BELKNAP	7115	NISSAN ALTIMA 4DR AWD SEDAN	10	100,000		4%	2020	21,903	2030				44,707						
PW BELKNAP	7319	CHEVY MALIBU 4DR SEDAN	30	100,000		4%	2000	15,324	2030					85,588					
PW BELKNAP	7352	CHEVY 3500 4X4 EXT CAB WITH SERVICE BODY	10	100,000		4%	2020	41,932	2030					75,138					
PW BELKNAP	7355	DODGE 3500 2WD W/SERVICE BODY	10	100,000		4%	2020	36,812	2030					85,588					
PW BELKNAP	7408	CHEVY 3500 4X4 EXT CAB WITH SERVICE BODY	10	100,000		4%	2020	41,932	2030					103,249					
PW BELKNAP	7409	c12 machine	10	N/A		4%	2020	48,222	2030					20,411					
PW BELKNAP	7801	JOHN DEERE GATOR	10			4%	2020	10,000	2030					95,255					
PW BELKNAP	7806	FORD F550 4X4 W/PLOW DUMP BED	10		90,000	3%	2020	57,517	2030					61,655					
PW BELKNAP	7846	DODGE 1500 4X4 PICKUP W/PLOW	10	100,000		5%	2020	25,072	2030					115,237					
PW BELKNAP	7914	DODGE RAM 5500 DUMP TRUCK W/SNOW PLOW	10	100,000		3%	2020	69,583	2030					84,947					
PW BELKNAP	7407	DODGE 3500 2X4	10	100,000		4%	2021	41,618	2031					84,947					
PW BELKNAP	7600	Ram 3500	10	100,000		4%	2021	41,618	2031					93,508					
PW BELKNAP	7803	Chevy 3500	10	100,000		4%	2021	45,812	2031					828,674					
PW BELKNAP	7918	FREIGHTLINER VACTOR	10		7,000	4%	2021	396,282	2031										
PW BELKNAP	7107	GENRAC GENERATOR ON TRAILER	20	N/A		4%	2012	34,800	2032										
PW BELKNAP	7420	WAUSAU SNOW PLOW	20	100,000		4%	2012	21,844	2032										
PW BELKNAP	7421	HENDERSON SLIDE IN SANDER	20	N/A		4%	2012	10,200	2032										
PW BELKNAP	7422	WAUSAU SNOW PLOW	20	N/A		4%	2012	21,844	2032										
PW BELKNAP	7423	HENDERSON SLIDE IN SANDER	20	N/A		4%	2012	10,200	2032										
PW BELKNAP	7620	FREIGHTLINER DUMP TRUCK	10		7,000	4%	2022	162,687	2032					332,064					
PW BELKNAP	7106	FORD RANGER REG CAB PICKUP	10	100,000		3%	2023	18,597	2033							30,798			
PW BELKNAP	7610	Wachs trav-l-vac	10	N/A		4%	2023	26,865	2033							56,178			
PW BELKNAP	7620x	FREIGHTLINER 12 YD	10		7,000	4%	2023	75,800	2033							154,717			
PW BELKNAP	7110	2024 Chevvy 2500	10	100,000		4%	2024	47,767	2034									97,498	
PW BELKNAP	7119	Ram 2500 regular cab pickup	10	100,000		4%	2024	45,526	2034									92,924	
PW BELKNAP	7356	DODGE 3500 4WD W/SERVICE BODY	10	100,000		4%	2024	50,275	2034									102,617	
PW BELKNAP	7357	DODGE 2500 4WD W/SERVICE BODY	10	100,000		4%	2024	47,310	2034									96,566	
PW BELKNAP	7425	Chevy 1 ton	10	100,000		4%	2024	51,314	2034									104,738	
PW BELKNAP	7812	HANCO GENERATOR ON TRAILR	20		7,000	4%	2014	23,645	2034										
PW BELKNAP	7852	DODGE 2500 4WD W/SERVICE BODY	10	100,000		4%	2024	47,310	2034										
PW BELKNAP	7930	CAT 950 FRONTEND LOADER	15		8,000	4%	2019	192,983	2034									96,566	
PW BELKNAP	7804	BOBCAT S70 SKIDSTEER	15		4,000	3%	2020	20,211	2035										
PW BELKNAP	7919	Behnke 8x25 trailer	15	N/A		4%	2021	15,900	2036	27,840									
PW BELKNAP	7342	PJ DECKOVER TRAILER	20	100,000		3%	2018	7,993	2038					13,237					
PW BELKNAP	7435	JOHN DEERE 710D BACKHOE	15		7,000	4%	2023	234,186	2038					386,628					
PW BELKNAP	7910	John Deere track loader	15		4,000	3%	2023	123,471	2038					173,843					
PW BELKNAP	7432	Toyota forklift	15		7,000	4%	2024	43,151	2039						71,240				

## FY 2026 Equipment Replacement Worksheets Sub-totaled by Department

Department Name	Unit.	Description	Est Life	Repl. Meter	Repl. %	Year	Purch. Cost	Repl. Year	2,036	2,037	2,038	2,039	2,040	2,041	2,042	2,043	2,044	2,045
PW BELKNAP	7871	CATERPILLAR FORKLIFT	20	7,000	4%	2020	98,662	2040					211,247					
PW BELKNAP	7872	HELI LIFT TRUCK	20	7,000	4%	2022	29,850	2042							63,913			
PW BELKNAP	3423x	TOYOTA FORKLIFT	20	7,000	4%	2023	52,653	2043								110,104		
SOLID WASTE	0055	ATC CNG/CURBTENDER S LOAD	7	10,000	4%	2017	315,556	2024			655,968							883,148
SOLID WASTE	0056	AUTO CAR CURBTENDER SIDE LD	7	10,000	4%	2017	315,557	2024			687,526							914,706
SOLID WASTE	0058	PETERBUILT REARLOAD	9	10,000	4%	2016	0	2025										
SOLID WASTE	0063	PETERBUILT NEWAY FRONTLOAD	7	10,000	4%	2018	0	2025				-						
SOLID WASTE	0066	PETERBUILT HEIL SIDELOAD	7	10,000	4%	2018	0	2025				-						
SOLID WASTE	0067	PETERBUILT HEIL SIDELOAD	7	10,000	4%	2018	0	2025				-						
SOLID WASTE	0068	PETERBUILT HEIL SIDELOAD	7	10,000	4%	2018	0	2025				-						
SOLID WASTE	0070	PETERBUILT NEWAY FRONT LD	7	10,000	4%	2018	0	2025				-						
SOLID WASTE	0071	PETERBUILT NEWAY FRONT LD	7	10,000	4%	2018	0	2025				-						
SOLID WASTE	0072	PETERBUILT NEWAY FRONT LD	7	10,000	4%	2018	0	2025				-						
SOLID WASTE	0073	PETERBUILT NEWAY FRONT LD	7	10,000	4%	2018	0	2025				-						
SOLID WASTE	0194	AUTOCAR CNG HEIL 5000 RL	10	10,000	3%	2015	0	2025										
SOLID WASTE	0262	CAT 836K COMPACTOR	5	10,000	4%	2020	0	2025										
SOLID WASTE	0027	CHEVY 3/4 TON 4X4 PICKUP	13	100,000	4%	2013	0	2026										
SOLID WASTE	0050	PETERBUILT NEWAY CNG FRONT LD	10	10,000	4%	2016	0	2026										
SOLID WASTE	0051	PETERBUILT NEWAY CNG FRONT LD	10	10,000	4%	2016	0	2026										
SOLID WASTE	0052	PETERBUILT REAR LOAD	10	12,000	4%	2016	257,648	2026	551,656									
SOLID WASTE	0053	PETERBUILT REAR LOAD	10	12,000	4%	2016	257,648	2026	551,656									
SOLID WASTE	0057	PETERBUILT NEWAY CNG FRONT LD	10	10,000	4%	2016	0	2026										
SOLID WASTE	0059	PETERBUILT REARLOAD	10	10,000	4%	2016	250,490	2026	536,330									
SOLID WASTE	0060	PETERBUILT REARLOAD	10	10,000	4%	2016	250,490	2026	536,330									
SOLID WASTE	0069	PETERBUILT/HEIL SIDELOAD	8	8,000	4%	2018	262,186	2026							632,735			
SOLID WASTE	0074	AUTOCAR BRIDGEPORT SIDE LOAD	8	10,000	4%	2018	254,648	2026							627,275			
SOLID WASTE	0075	AUTOCAR BRIDGEPORT SIDE LOAD	8	10,000	4%	2018	254,648	2026							627,275			
SOLID WASTE	0197	PETERBUILT CNG SIDELOAD	10	10,000	3%	2016	0	2026										
SOLID WASTE	0198	PETERBUILT CNG SIDELOAD	10	10,000	3%	2016	0	2026										
SOLID WASTE	0199	FREIGHTLINER ROLL OFF	14	10,000	4%	2012	19,500	2026					54,575					
SOLID WASTE	0250	KINCAID PRO HYDROSEEDER	13	7,000	4%	2013	45,843	2026				120,222						
SOLID WASTE	0269	JOHN DEERE DOZER	5	10,000	4%	2021	510,000	2026	714,481						913,473			
SOLID WASTE	0028	FORD F250 4X4 PICKUP	13	100,000	3.0%	2014	25,217	2027					50,600					
SOLID WASTE	0030	FORD F250 4X4 PICKUP	12	100,000	4%	2015	24,024	2027					59,178					
SOLID WASTE	0033	CHEVY 2500HD 4X4 PICKUP	11	100,000	4%	2016	28,869	2027										
SOLID WASTE	0036	FORD F250 4X4 PICKUP	10	100,000	4%	2017	27,329	2027								58,515		
SOLID WASTE	0037	FORD F250 4X4 PICKUP	10	100,000	4%	2017	27,329	2027								58,515		
SOLID WASTE	0054	FREIGHTLINER ROLL OFF	10	10,000	4%	2017	164,151	2027										
SOLID WASTE	0076	PETERBUILT.CURBTENDER SIDELOAD	7	10,000	4%	2020	284,200	2027							619,206			
SOLID WASTE	0077	PETERBUILT.CURBTENDER SIDELOAD	7	10,000	4%	2020	284,200	2027							619,206			
SOLID WASTE	0078	PETERBUILT.CURBTENDER SIDELOAD	7	10,000	4%	2020	284,200	2027							619,206			
SOLID WASTE	0079	PETERBUILT.CURBTENDER SIDELOAD	7	10,000	4%	2020	284,200	2027							619,206			
SOLID WASTE	0080	PETERBUILT.CURBTENDER SIDELOAD	7	10,000	4%	2020	284,200	2027							619,206			
SOLID WASTE	0081	PETERBUILT.CURBTENDER SIDELOAD	7	10,000	4%	2020	284,200	2027							619,206			
SOLID WASTE	0082	PETERBUILT.CURBTENDER SIDELOAD	7	10,000	4%	2020	288,441	2027							628,446			
SOLID WASTE	0085	PETERBUILT HEIL FRONT LD	7	10,000	4%	2020	322,214	2027							702,030			
SOLID WASTE	0086	PETERBUILT HEIL FRONT LD	7	10,000	4%	2020	322,214	2027							702,030			
SOLID WASTE	0191	PTRBLT LEACH REARLOAD	12	12,000	4%	2015	204,432	2027				503,578						
SOLID WASTE	0206	CHAMPION GRADER MDL 720A	32	10,000	4%	1995	106,498	2027										
SOLID WASTE	0231	5YD DUMP TRUCK	16	70,000	4%	2011	25,000	2027								86,451		
SOLID WASTE	0243	CAT 327G TWIN ENGINE SCRAPER	18	8,000	4%	2009	639,438	2027									2,496,323	
SOLID WASTE	0249	MONROE TRIPEDGE SNOWPLOW	33	0	4%	1994	500	2027										
SOLID WASTE	0252	Dobstat grinder	13	7,000	4%	2014	457,000	2027				1,198,469						
SOLID WASTE	0254	CAT 966M FRONTEND LOADER	10	10,000	4%	2017	387,118	2027										
SOLID WASTE	0256	CAT SKIDSTEER 259D	10	7,500	4%	2017	49,475	2027				809,511						
SOLID WASTE	0258	CAT 316 EXCAVATOR	10	12,000	4%	2017	214,745	2027				438,321						
SOLID WASTE	0260	CAT 938M LOADER	8	8,000	4%	2019	263,533	2027								649,162		
SOLID WASTE	0263	JOHN DEERE 950K DOZER	7	10,000	4%	2020	502,107	2027							943,343			
SOLID WASTE	0264	CAT SKIDSTEER 2599D3	7	7,500	4%	2020	82,610	2027							174,205			
SOLID WASTE	0265	CAT SKIDSTEER 2599D3	7	7,500	4%	2020	82,610	2027							174,205			
SOLID WASTE	0266	CAT SKIDSTEER 2599D3	7	7,500	4%	2020	82,610	2027							174,205			
SOLID WASTE	0277	Generac MT6SK Light tower	10	N/A	3%	2017	10,000	2027				17,061						
SOLID WASTE	0278	Generac MT6SK Light tower	10	N/A	3%	2017	10,000	2027				17,061						
SOLID WASTE	1291	SCHMIDT/WAUSAU MF3	16	N/A	3%	2011	3,500	2027								8,663		
SOLID WASTE	1292	SCHMIDT/WAUSAU MF3	16	N/A	3%	2011	3,500	2027								8,663		
SOLID WASTE	1391	SWENSON SLIDE-IN SANDER	16	N/A	3%	2011	2,400	2027								5,940		
SOLID WASTE	1392	SWENSON SLIDE-IN SANDER	16	N/A	3%	2011	2,400	2027								5,940		
SOLID WASTE	0261x	CAT 836K COMPACTOR	4	10,000	4%	2023	0	2027										
SOLID WASTE	0026	CHEVY 4X4 CREW CAB PICKUP	15	100,000	4%	2013	29,008	2028									89,733	
SOLID WASTE	0061	FREIGHTLINER ROLLOFF	10	10,000	4%	2018	165,720	2028								346,541		
SOLID WASTE	0062	FREIGHTLINER ROLLOFF	10	10,000	4%	2018	165,720	2028								346,541		
SOLID WASTE	0064	AUTOCAR HEIL REARLOAD	10	10,000	4%	2018	246,098	2028								519,543		
SOLID WASTE	0065	AUTOCAR HEIL REARLOAD	10	10,000	4%	2018	246,098	2028								519,543		
SOLID WASTE	0087	FREIGHTLINER ROLL OFF	7	10,000	4%	2021	173,073	2028							385,740			
SOLID WASTE	0196	FREIGHTLINER GRAPPLE TRUCK	15	10,000	3%	2013	146,833	2028								327,036		
SOLID WASTE	0201	CAT D8	5	10,000	4%	2023	1,083,777	2028				1,789,255				2,212,122		

## FY 2026 Equipment Replacement Worksheets Sub-totaled by Department

Department Name	Unit.	Description	Est Life	Repl. Meter	Repl. %	Year	Purch. Cost	Repl. Year	2,036	2,037	2,038	2,039	2,040	2,041	2,042	2,043	2,044	2,045
SOLID WASTE	0202	SWENSON SANDER	39	N/A	4%	1989	6,328	2028										
SOLID WASTE	0219	HYDRAULIC SLIDE IN SANDER-Under \$5000	44	N/A	4%	1984	4,800	2028										
SOLID WASTE	0255	CAT WHEEL LOADER	7	8,000	4%	2021	268,439	2028							571,444			
SOLID WASTE	0270	PETERBILT TRACTOR	7	7,000	4%	2021	193,636	2028							412,206			
SOLID WASTE	0271	PETERBILT TRACTOR	7	7,000	4%	2021	193,636	2028							412,206			
SOLID WASTE	0272	PETERBILT TRACTOR	7	7,000	4%	2021	193,636	2028							412,206			
SOLID WASTE	90205	TWO STATION HIGH PRESSURE WASHER	29		4%	1999	10,661	2028										
SOLID WASTE	90209	REFUSE CONTAINER CARRIER 8000# W/360 DEGREE	29		4%	1999	12,430	2028										
SOLID WASTE	0020	FORD F550 SERVICE TRUCK	10	10,000	4%	2019	81,227	2029			169,856							
SOLID WASTE	0029	FORD FUSION SEDAN	15	100,000	3.0%	2014	18,724	2029									43,576	
SOLID WASTE	0039	FORD F250 4X4 PICKUP	10	100,000	4%	2019	29,038	2029				59,270						
SOLID WASTE	0088	PETERBILT SIDELOAD	7	10,000	4%	2022	302,618	2029	508,906							674,465		
SOLID WASTE	0089	PETERBILT SIDELOAD	7	10,000	4%	2022	302,618	2029	508,906							674,465		
SOLID WASTE	0090	PETERBILT SIDELOAD	7	10,000	4%	2022	302,618	2029	508,906							674,465		
SOLID WASTE	90208	ROTARY BROOM FOR CASE LOADER	30		4%	1999	8,890	2029										
SOLID WASTE	0024	DODGE RAM 2500 4X4 CREW CAB PICKUP	10	100,000	4%	2020	30,542	2030					63,867					
SOLID WASTE	0040	DODGE RAM 4500 4X4 FLATBED	10	100,000	3%	2020	45,999	2030					78,479					
SOLID WASTE	0083	PETERBUILT HEIL REARLOAD	10	10,000	4%	2020	208,605	2030					436,219					
SOLID WASTE	0084	FREIGHTLINER ROLLOFF	10	10,000	4%	2020	182,200	2030					390,113					
SOLID WASTE	0091	CCC Front Load	7	10,000	4%	2023	358,370	2030		584,744							780,805	
SOLID WASTE	0092	New way front load	7	10,000	4%	2023	368,871	2030		601,878							803,684	
SOLID WASTE	0093	New way front load	7	10,000	4%	2023	368,871	2030		601,878							803,684	
SOLID WASTE	0220	FREIGHTLINER 4000GL WATER TRUCK	10	10,000	4%	2020	191,750	2030					400,973					
SOLID WASTE	0268	DPS GRINDER	10	10,000	4%	2020	790,400	2030				1,692,344						
SOLID WASTE	0193x	PTRBLT CURBTENDER SIDE LD	7	7,000	4%	2023	295,947	2030		453,295							615,205	
SOLID WASTE	0195x	AUTOCAR CNG HEIL SIDELOAD	7	10,000	3%	2023	299,008	2030		422,376							526,342	
SOLID WASTE	0095	Witte front load	7	10,000	4%	2024	397,210	2031										
SOLID WASTE	0096	Peterbilt Labrie side load	7	10,000	4%	2024	438,000	2031			648,118							865,428
SOLID WASTE	0097	Curbtender side load	7	10,000	4%	2024	416,201	2031			714,674							954,300
SOLID WASTE	0098	Peterbilt Labrie side load	7	10,000	4%	2024	438,000	2031			679,105							906,805
SOLID WASTE	0189x	FREIGHTLINER ROLL OFF	8	7,000	4%	2023	188,159	2031					324,194					954,300
SOLID WASTE	0190x	FREIGHTLINER ROLL OFF	8	7,000	4%	2023	188,159	2031					324,194					
SOLID WASTE	0022	FORD F600 roll off	10	100,000	4%	2023	95,068	2033										
SOLID WASTE	0094	FREIGHTLINER ROLLOFF	10	10,000	4%	2023	181,841	2033								198,799		
SOLID WASTE	0279	compost trommel screen	10	N/A	4%	2023	344,950	2033									389,344	
SOLID WASTE	0280	Rot0-mix	10	N/A	4%	2023	306,895	2033									738,580	
SOLID WASTE	0281	masaba	10	N/A	4%	2023	65,600	2033									657,100	
SOLID WASTE	0038x	FORD F250 2WD W/SERVICE BODY	10	100,000	5%	2023	12,120	2033									140,458	
SOLID WASTE	0021	DODGE RAM 1500 4X4 CREW CAB PICKUP	10	100,000	4%	2024	39,628	2034									28,458	
SOLID WASTE	0228	John Deere excavator	10	12,000	4%	2024	94,500	2034										
SOLID WASTE	0267	LOADTRAIL TILT TRAILER	15	N/A	4%	2020	6,450	2035										
SOLID WASTE	0141x	AUTOCAR WATER TANKER	12	15,000	3%	2023	24,786	2035										
SOLID WASTE	0035	TOYOTA FORKLIFT	20	7,000	4%	2016	46,786	2036	97,835									
SOLID WASTE	0232	Generac Generator	15	70,000	4%	2023	138,000	2038			241,630							
SOLID WASTE	0025	DODGE RAM 5500 TANK TRUCK	20	100,000	4%	2019	82,408	2039				176,446						
SOLID WASTE	0273	MACK TRAILER	20	N/A	3%	2022	77,107	2042							127,698			
SOLID WASTE	0274	MACK TRAILER	20	N/A	3%	2022	77,107	2042							127,698			
SOLID WASTE	0275	MACK TRAILER	20	N/A	3%	2022	77,107	2042							127,698			
SOLID WASTE	0276	MACK TRAILER	20	N/A	3%	2022	77,107	2042							127,698			
SOLID WASTE	0217	TANK ROLLOFF 4000 GAL	50	7,000	4%	1995	23,040	2045										162,584
STREET/TRAFFIC	1122	FREIGHTLINER AERIAL TRUCK	1	7,000	4%	2016	154,635	2017										
STREET/TRAFFIC	1333	EAGER BEAVER PAVER TRAILER	15	7,000	4%	2002	12,870	2017										
STREET/TRAFFIC	1347	HYDRAULIC BREAKER TOOL	17	N/A	4%	2000	8,590	2017										
STREET/TRAFFIC	1101	FORD 3/4 TON W/LIFTGATE	12	100,000	4%	2013	0	2025										
STREET/TRAFFIC	1107	FORD F350 DUALLY FLATBED	10	100,000	4%	2015	0	2025										
STREET/TRAFFIC	1113	CHEVY 2500 4X4 W/PLOW	12	100,000	4%	2013	0	2025										
STREET/TRAFFIC	1168	FORD F350 4X2 DUMP TRUCK	10	100,000	4%	2015	0	2025										
STREET/TRAFFIC	1233	JOHN DEERE BACKHOE LOADER	29	7,000	4%	1996	0	2025										
STREET/TRAFFIC	1235	BOBCAT 220 SKIDSTEER LOADER	16	7,000	4%	2009	0	2025										
STREET/TRAFFIC	1238	FREIGHTLINER VACTOR	10	7,000	4%	2015	0	2025										
STREET/TRAFFIC	1239	FREIGHTLINER VACTOR	10	7,000	4%	2015	0	2025										
STREET/TRAFFIC	1343	TORO 7200 ZERO TURN MOWER	14	4,000	4%	2011	0	2025										
STREET/TRAFFIC	1366	BACKHOE ATTACHMENT	25	0	4%	2000	0	2025										
STREET/TRAFFIC	1393	TORO 7210 MOWER	11	3,000	4%	2014	0	2025										
STREET/TRAFFIC	1103	FORD F250 REG CAB PICKUP	16	100,000	4%	2010	17,272	2026							58,864			
STREET/TRAFFIC	1110	FORD F150 4X4 XCAB PICKUP	11	100,000	4%	2015	0	2026										
STREET/TRAFFIC	1116	FORD F350 4X4 W/PLOW	15	100,000	4%	2011	30,495	2026						94,333				
STREET/TRAFFIC	1121	FREIGHTLINER/VERSALIFT BUCKET TRUCK	24	7,000	4%	2002	111,576	2026										
STREET/TRAFFIC	1196	FORD F750 DOUBLE DUMP	15	80,000	4%	2011	0	2026										
STREET/TRAFFIC	1197	FORD F750 DOUBLE DUMP	15	80,000	4%	2011	0	2026										
STREET/TRAFFIC	1203	ASPHALT ROLLER,	31	6,000	4%	1995	0	2026										
STREET/TRAFFIC	1220	FORD 1520 MOWER TRACTOR	32	10,000	4%	1994	11,742	2026										
STREET/TRAFFIC	1226	FLAIL MOWER	18		4%	2008	18,015	2026										
STREET/TRAFFIC	1229	FREIGHTLINER 2 TON FLATBED TRUCK	26	7,000	4%	2000	87,542	2026									72,131	
STREET/TRAFFIC	1230	NEW HOLLAND TL90 TRACTOR	26	10,000	4%	2000	19,216	2026										
STREET/TRAFFIC	1243	FREIGHTLINER ELGN SWEEPER	9	7,000	4%	2017	239,000	2026										653,275

## FY 2026 Equipment Replacement Worksheets Sub-totaled by Department

Department Name	Unit.	Description	Est Life	Repl. Meter	Repl. %	Year	Purch. Cost	Repl. Year	2,036	2,037	2,038	2,039	2,040	2,041	2,042	2,043	2,044	2,045
STREET/TRAFFIC	1244	FREIGHTLINER BROOMBEAR SWEEPER	7	7,000	4%	2019	226,850	2026					482,911					
STREET/TRAFFIC		1245 FREIGHTLINER.ELGIN SWEEPER	15	7,000	4%	2011	0	2026										
STREET/TRAFFIC		1248 FREIGHTLINER/ELGIN STREET SWEEPER	13	7,000	4%	2013	0	2026										
STREET/TRAFFIC		1250 FREIGHTLINER/ELGN SWEEPER	12	7,000	4%	2014	0	2026										
STREET/TRAFFIC		1252 FREIGHTLINER SCHWARTZ SWEEPER	7	7,000	4%	2019	241,806	2026					526,839					
STREET/TRAFFIC		1315 HI-WAY SLIDE-IN PICKUP SANDER	16	N/A		2010		2026										
STREET/TRAFFIC		1318 AIR COMPRESSOR	34	4,000	4%	1992	9,060	2026										
STREET/TRAFFIC		1323 VERMEER BRUSH CHIPPER	27	4,000	4%	1999	0	2026										
STREET/TRAFFIC		1344 PORTABLE SOLAR ARROWBOARD	27	N/A		1999	0	2026										
STREET/TRAFFIC		1360 GRACO GRIND & LINE LAZER	9	N/A	3%	2017	14,600	2026									30,971	
STREET/TRAFFIC		1385 ROCK WHEEL SKIDSTEER ATTACHMENT	19	N/A	4%	2007	0	2026										
STREET/TRAFFIC		1104 CHEVY 3/4 TON PICKUP	19	100,000	4%	2008	18,170	2027										
STREET/TRAFFIC		1105 FORD F150 XCAB PICKUP	10	100,000	4%	2017	25,565	2027		52,181								
STREET/TRAFFIC		1109 GMC VAN	22		6%	2005	12,870	2027										
STREET/TRAFFIC		1111 FORD F350 4X4 W/SNOW PLOW	11	100,000	4%	2016	37,598	2027			83,465							
STREET/TRAFFIC		1127 FORD F250 PICKUP W/LIFTGATE	15	100,000	4%	2012	24,471	2027							76,922			
STREET/TRAFFIC		1143 WEILER PAVER	12	100,000	4%	2015	147,574	2027				356,141						
STREET/TRAFFIC		1162 DODGE 1TON DUMP TRUCK	10	100,000	4%	2017	37,723	2027		76,997								
STREET/TRAFFIC		1164 FORD F350 DUMP TRUCK	11	100,000	4%	2016	40,620	2027										
STREET/TRAFFIC		1166 FORD F350 4X2 DUMP TRUCK	12	100,000	4%	2015	31,382	2027			92,204	75,734						
STREET/TRAFFIC		1223 TRAILER W/ 1998 STEAMER(Trailer only)	39	0	4%	1988	7,500	2027										
STREET/TRAFFIC		1224 1hc de ice unit	27	60,000	4%	2000	0	2027										
STREET/TRAFFIC		1234 BOMAG MILLING MACHINE	16	7,000	4%	2011	294,458	2027									988,807	
STREET/TRAFFIC		1237 BOBCAT UTV 3400	16		4%	2011	18,150	2027									60,949	
STREET/TRAFFIC		1249 FREIGHTLINER BROOMBEAR SWEEPER	7	N/A	3%	2020	247,939	2027						436,446				
STREET/TRAFFIC		1319 GRACO LINE LAZER	12	N/A	5%	2015	7,188	2027			22,104							
STREET/TRAFFIC		1351 VARIABLE MESSAGE BOARD	16	N/A	4%	2011	12,940	2027									43,453	
STREET/TRAFFIC		1353 SLIDE IN DE-ICE TANK SPRAYER	22	0	4%	2005	15,840	2027										
STREET/TRAFFIC		1387 LOADTRAIL TRAILER	17	N/A	4%	2010	5,695	2027										21,039
STREET/TRAFFIC		1388 CP AIR COMPRESSOR	15	7,000	4%	2012	31,160	2027							96,390			
STREET/TRAFFIC		1396 OSHKOSH H SERIES 4X4/6 SNOW BLOWER	44		4%	1983	10,000	2027										
STREET/TRAFFIC		13003 VARIABLE MESSAGE BOARD	16	N/A	4%	2011	12,940	2027									43,453	
STREET/TRAFFIC		1128 DODGE RAM 3500 DUMP TRUCK	10	N/A	4%	2018	36,986	2028			75,493							
STREET/TRAFFIC		1129 DODGE RAM 3500 DUMP TRUCK	10	N/A	4%	2018	36,986	2028			75,493							
STREET/TRAFFIC		1154 FREIGHTLINER 12YD DUMP TRUCK	10	80,000	4%	2018	134,340	2028				274,204						
STREET/TRAFFIC		1184 Chevy 1 ton dump truck	10	100,000	4%	2018	136,380	2028				278,368						
STREET/TRAFFIC		1185 Chevy 1 ton dump truck	10	100,000	4%	2018	136,380	2028				278,368						
STREET/TRAFFIC		1193 FREIGHTLINER 12YD DUMP TK	10	80,000	4%	2018	148,552	2028				303,213						
STREET/TRAFFIC		1194 FRTLNR TANDEM DUMP TRUCK	10	80,000	4%	2018	156,543	2028				319,524						
STREET/TRAFFIC		1210 BOBCAT MINI TRACK LOADER	14	7,000	4%	2014	22,071	2028							62,874			
STREET/TRAFFIC		1277 SNOW PLOW	10	N/A	4%	2018	15,120	2028			30,862							
STREET/TRAFFIC		1278 SNOW PLOW	10	N/A	4%	2018	15,120	2028			30,862							
STREET/TRAFFIC		1280 SNOW PLOW	10	N/A	4%	2018	19,960	2028			40,741							
STREET/TRAFFIC		1285 SCHMIDT/WASAU SNOWPLOW	10	N/A	4%	2018	18,114	2028			36,973							
STREET/TRAFFIC		1293 SCHMIDT/WASAU SNOWPLOW	10	N/A	4%	2018	18,114	2028			36,973							
STREET/TRAFFIC		1295 WASAU SNOWPLOW WING 1193	10	N/A	4%	2018	7,991	2028			16,311							
STREET/TRAFFIC		1350 SOLAR MESSAGE BOARD	10	N/A	4%	2018	13,355	2028			27,259							
STREET/TRAFFIC		1354 SANDER - SLIDE-IN	10	N/A	4%	2018	15,700	2028			32,046							
STREET/TRAFFIC		1397 SWENSON SANDER	10	N/A	4%	2018	14,203	2028			28,990							
STREET/TRAFFIC		1398 SWENSON SANDER	10	N/A	4%	2018	14,203	2028			28,990							
STREET/TRAFFIC		1155 FREIGHTLINER CRANE TRUCK	17	7,000	4%	2012	104,384	2029										
STREET/TRAFFIC	1165	FORD F350 DUMP TRUCK	10	100,000	4%	2019	38,596	2029				78,779						
STREET/TRAFFIC		1198 FREIGHTLINER DUMP/SANDER	15	100,000	4%	2014	153,970	2029									483,989	
STREET/TRAFFIC		1199 FREIGHTLINER DUMP/SANDER	15	100,000	4%	2014	153,970	2029									483,989	
STREET/TRAFFIC		1211 CASE 721F WHEEL LOADER	14	7,000	4%	2015	154,305	2029								439,569		
STREET/TRAFFIC		1282 HENKE V-SNOWPLOW	10	100,000	4%	2019	17,919	2029				36,575						
STREET/TRAFFIC		1283 HENKE V-SNOWPLOW	10	100,000	4%	2019	17,919	2029				36,575						
STREET/TRAFFIC		1289 HENKE V-SNOWPLOW	10	100,000	4%	2019	17,919	2029				36,575						
STREET/TRAFFIC		1311 LARUE D50 SNOW BLOWER	13	7,000	4%	2016	128,542	2029							343,525			
STREET/TRAFFIC		1386 TREE SPADE SKIDSTEER ATTACHMENT	22	N/A	4%	2007	11,736	2029										
STREET/TRAFFIC	1112	DODGE RAM 3500 REG CAB WITH PLOW	10	100,000	4%	2020	35,961	2030					73,401					
STREET/TRAFFIC	1118	DODGE RAM 5500 SERVICE TRUCK	10	100,000	4%	2020	67,670	2030					138,123					
STREET/TRAFFIC	1124	FREIGHTLINER ROLLOFF TRUCK	10	100,000	4%	2020	182,042	2030					371,570					
STREET/TRAFFIC	1150	FREIGHTLINER TANDEM DUMP TRUCK	10	100,000	4%	2020	139,601	2030					284,943					
STREET/TRAFFIC	1169	DODGE RAM 3500 DUMP TRUCK	10	100,000	4%	2020	40,464	2030					82,592					
STREET/TRAFFIC	1182	FREIGHTLINER DUMP/SANDER TRUCK	10	80,000	4%	2020	139,463	2030					284,661					
STREET/TRAFFIC	1183	FREIGHTLINER DUMP/SANDER TRUCK	10	80,000	4%	2020	139,463	2030					284,661					
STREET/TRAFFIC	1189	FREIGHTLINER DUMP/SANDER TRUCK	10	80,000	4%	2020	139,463	2030					284,661					

## FY 2026 Equipment Replacement Worksheets Sub-totaled by Department

Department Name	Unit.	Description	Est Life	Repl. Meter	Repl. %	Year	Purch. Cost	Repl. Year	2,036	2,037	2,038	2,039	2,040	2,041	2,042	2,043	2,044	2,045
STREET/TRAFFIC	1212	CAT 140AWP GRADER	10	N/A	4%	2020	276,000	2030					563,350					
STREET/TRAFFIC	1213	CAT 140AWP GRADER	10	N/A	4%	2020	276,000	2030					563,350					
STREET/TRAFFIC	1228	KENWORTH POTHOLE PATCHER	10	100,000	4%	2020	234,433	2030					478,507					
STREET/TRAFFIC	1256	SCHMIDT/WAUSAU MF3 SNOW PLOW	10	N/A	3%	2020	32,800	2030					55,960					
STREET/TRAFFIC	1303	GRAPPLE ATCMT 1202	20	N/A	4%	2010	7,687	2030										
STREET/TRAFFIC	1307	PETERBUILT PAINT STRIPER	10	100,000	4%	2020	296,424	2030					605,038					
STREET/TRAFFIC	1346	SCAG ZERO TURN MOWER	10	N/A	4%	2020	11,390	2030					23,248					
STREET/TRAFFIC	1352	VARIABLE MESSAGE BOARD	10	N/A	4%	2020	14,545	2030					29,688					
STREET/TRAFFIC	1353	VARIABLE MESSAGE BOARD	10	N/A	4%	2020	14,545	2030					29,688					
STREET/TRAFFIC	1356	SWENSON SLIDE-IN SANDER	10	N/A	3%	2020	31,000	2030					52,889					
STREET/TRAFFIC	1120	Dodge 3500 4x4	10	100,000	4%	2021	30,742	2031						62,748				
STREET/TRAFFIC	1158	FREIGHTLINER TANDEM DUMP TRUCK	10	N/A	4%	2021	139,200	2031						284,124				
STREET/TRAFFIC	1160	FORD F250 2WD	10	100,000	4%	2021	27,070	2031						55,253				
STREET/TRAFFIC	1161	FORD F250 2WD	10	100,000	4%	2021	27,070	2031						55,253				
STREET/TRAFFIC	1180	FREIGHTLINER DUMP TRUCK	10	80,000	4%	2021	162,132	2031						330,931				
STREET/TRAFFIC	1181	FREIGHTLINER DUMP TRUCK	10	80,000	4%	2021	162,132	2031						330,931				
STREET/TRAFFIC	1186	FREIGHTLINER DUMP/SANDER	15	80,000	4%	2016	135,873	2031										
STREET/TRAFFIC	1187	FREIGHTLINER DUMP/SANDER	15	80,000	4%	2016	135,873	2031										
STREET/TRAFFIC	1200	CAT 12M3AWD GRADER	15	7,000	4%	2016	251,350	2031										
STREET/TRAFFIC	1242	FREIGHTLINER ELGN SWEEPER	8	7,000	4%	2023	313,088	2031			539,445							
STREET/TRAFFIC	1258	SCHMIDT/WAUSAU MF3 SNOW PLOW	10	N/A	3%	2021	32,800	2031						57,600				
STREET/TRAFFIC	1358	SWENSON SLIDE-IN SANDER	10	N/A	3%	2021	31,000	2031						54,439				
STREET/TRAFFIC	1130	DODGE 3500 PICKUP	10	100,000	4%	2022	43,356	2032							88,495			
STREET/TRAFFIC	1151	Fr	10	80,000	4%	2022	233,523	2032							476,649			
STREET/TRAFFIC	1152	VOLVO	10	80,000	4%	2022	233,523	2032							476,649			
STREET/TRAFFIC	1153	VOLVO	10	80,000	4%	2022	233,523	2032							476,649			
STREET/TRAFFIC	1207	CAT MINI TRACK HOE	10	7,000	4%	2022	97,232	2032							198,462			
STREET/TRAFFIC	1296	WAUSAU SNOW PLOW	20	N/A	3%	2012	21,844	2032										
STREET/TRAFFIC	1297	WASAU SNOW PLOW	20	N/A	3%	2012	21,844	2032										
STREET/TRAFFIC	1298	MONROE SNOW PLOW TRIPEDGE	18	N/A	4%	2014	14,744	2032										
STREET/TRAFFIC	1299	MONROE SNOW PLOW TRIPEDGE	18	N/A	4%	2014	14,744	2032										
STREET/TRAFFIC	1301	LARUE SNOW BLOWER	20	7,000	3%	2012	122,198	2032										
STREET/TRAFFIC	1371	GRACO GRIND & LINE LAZER	9	N/A	3%	2023	11,560	2032						18,524				
STREET/TRAFFIC	1376	GRACO PAINT GUN	10	N/A	4%	2022	9,525	2032							19,442			
STREET/TRAFFIC	1102	Ford Ranger	10	100,000	4%	2023	33,745	2033										
STREET/TRAFFIC	1115	FORD F350 4X4 W/PLOW	10	100,000	4%	2023	43,524	2033								68,878		
STREET/TRAFFIC	1119	DODGE RAM 5500 BOOMTRUCK	10	100,000	4%	2023	130,892	2033								88,837		
STREET/TRAFFIC	1172	FREIGHTLINER ROLLOFF TRUCK	10	100,000	4%	2023	185,642	2033								267,167		
STREET/TRAFFIC	1222	FREIGHTLINER DE-ICE UNIT	10	60,000	4%	2023	157,831	2033								378,918		
STREET/TRAFFIC	1227	FREIGHTLINER DE-ICE UNIT	10	60,000	4%	2023	183,000	2033								322,153		
STREET/TRAFFIC	1309	NEW HOLLAND PS90 TRACTOR	10	10,000	4%	2023	96,325	2033								373,526		
STREET/TRAFFIC	1317	message board	10	N/A	3%	2023	20,520	2033								196,611		
STREET/TRAFFIC	1320	Curb roller	10	N/A	5%	2023	7,302	2033								33,983		
STREET/TRAFFIC	1355	Versadump dump trailer	10	N/A	3%	2023	16,500	2033								18,279		
STREET/TRAFFIC	1365	BB trailer	10	N/A	3%	2023	18,900	2033								28,151		
STREET/TRAFFIC	1390	VERMEER BRUSH CHIPPER	10	4,000	4%	2023	51,789	2033								32,246		
STREET/TRAFFIC	1392	Graco paint system	10	4,000	4%	2023	71,435	2033								105,708		
STREET/TRAFFIC	1204	CAT 950 FRONTEND LOADER	15	8,000	4%	2019	192,983	2034										
STREET/TRAFFIC	1206	CAT 950 FRONTEND LOADER	15	8,000	4%	2019	192,983	2034										
STREET/TRAFFIC	1209	HAMM HD13 ROLLER	10	7,000	4%	2024	161,311	2034										329,256
STREET/TRAFFIC	1302	Olathe MOWER	10	4,000	4%	2024	16,784	2034										34,258
STREET/TRAFFIC	1313	LARUE D60 SNOW BLOWER	15	7,000	4%	2019	185,065	2034										
STREET/TRAFFIC	13006	Atlas air compressor	10	N/A	4%	2024	37,993	2034										77,549
STREET/TRAFFIC	13007	Steiner mower	10	N/A	4%	2024	0	2034										-
STREET/TRAFFIC	13008	boring machine	10	N/A	4%	2024	42,103	2034										85,938
STREET/TRAFFIC	13009	Trailer	10	N/A	4%	2024	0	2034										-
STREET/TRAFFIC	13010	Trailer	10	N/A	4%	2024	29,500	2034										60,213
STREET/TRAFFIC	1171	VOLVO TRUCK/TRACTOR	20	80,000	4%	2015	105,267	2035										
STREET/TRAFFIC	1218	HAMM HD13 ROLLER	20	7,000	4%	2015	64,400	2035										
STREET/TRAFFIC	1236	CASE SKID STEER LOADER	40	7,000	4%	1995	22,629	2035										
STREET/TRAFFIC	1205	CAT 12M3AWD GRADER	20	7,000	4%	2016	251,350	2036										
STREET/TRAFFIC	1254	FREIGHTLINER WATER TRUCK	20	N/A	4%	2016	135,369	2036	513,036									
STREET/TRAFFIC	1286	HENKE V-PLOW	20	4%	2016	16,000	2036	276,305										
STREET/TRAFFIC	1287	HENKE V-PLOW	20	4%	2016	16,000	2036	34,258										
STREET/TRAFFIC	1202	CASE Loader	15	7,000	4%	2023	236,429	2038										
STREET/TRAFFIC	1208	BOBCAT track skid steer	15	7,000	4%	2023	76,491	2038			390,331							
STREET/TRAFFIC	13004	Landa Steamer	15	N/A	4%	2024	17,037	2039			126,282							
STREET/TRAFFIC	13005	ROCK WHEEL SKIDSTEER ATTACHMENT	15	N/A	4%	2024	14,860	2039			28,127							
STREET/TRAFFIC	1305	INGERSALL RAND AIR COMP	20	4,000	4%	2023	33,965	2043			24,533							
STREET/TRAFFIC	1201	CASE 721E LOADER	133	8,000	4%	2010	136,828	2143								69,327		
STREET/TRAFFIC	1395	ConcQtec manhole saw	10	3,000	4%	2323	29,950	2333										
Total Replacements									9,776,272	14,821,575	17,163,284	7,734,533	12,548,795	13,845,747	10,621,575	17,231,276	14,054,554	24,255,097



## Governmental Funds

### Equipment Replacement 20-Year Funding Estimate Worksheet

**Est. 640 Balance as of 06/30/25**      **7,600,000**

	20 Yr. Total	2031	2032	2033	2034	2035
Est. Expense	50,103,926	2,513,942	1,067,125	1,834,416	1,915,357	678,257
		2,031	2,032	2,033	2,034	2,035
Est. Beg Balance		6,932,001	6,417,559	7,376,142	7,637,833	7,868,075
Est. Transfers in		1,791,540	1,833,182	1,874,823	1,916,465	1,958,106
Est. Interest		207,960	192,527	221,284	229,135	236,042
Est. Yearly Expense		(2,513,942)	(1,067,125)	(1,834,416)	(1,915,357)	(678,257)
Est. Ending Balance		6,417,559	7,376,142	7,637,833	7,868,075	9,383,967

**Estimated Contributions by Fund**

	2031	2032	2033	2034	2035
<b>Fund</b>					
010/871&2 Parks/Rec	388,727	397,762	406,798	415,833	424,868
010-4300 Code Enforcement	27,592	28,233	28,874	29,516	30,157
<b>General Fund Total</b>	<b>416,318</b>	<b>425,995</b>	<b>435,672</b>	<b>445,349</b>	<b>455,025</b>
150 Animal Shelter	25,567	26,161	26,756	27,350	27,944
150 Fire	652,417	667,581	682,746	697,910	713,075
150 Police	653,671	668,864	684,058	699,252	714,445
<b>Public Safety Total</b>	<b>1,331,655</b>	<b>1,362,607</b>	<b>1,393,559</b>	<b>1,424,512</b>	<b>1,455,464</b>
240 Planning	2,644	2,706	2,767	2,829	2,890
260 Library	37,345	38,213	39,081	39,949	40,817
290 CDBG	3,578	3,661	3,744	3,827	3,910
<b>Total Governmental</b>	<b>1,791,540</b>	<b>1,833,182</b>	<b>1,874,823</b>	<b>1,916,465</b>	<b>1,958,106</b>

## Governmental Funds

### Equipment Replacement 20-Year Funding Estimate Worksheet

Est. 640 Balance as of 06/30/25      **7,600,000**

20 Yr. Total	2036	2037	2038	2039	2040
--------------	------	------	------	------	------

Est. Expense	50,103,926	3,579,591	8,563,794	2,925,153	3,059,583	1,369,583
--------------	------------	-----------	-----------	-----------	-----------	-----------

	2,036	2,037	2,038	2,039	2,040
--	-------	-------	-------	-------	-------

Est. Beg Balance	9,383,967	8,085,642	1,805,807	1,017,860	113,486
Est. Transfers in	1,999,748	2,041,390	2,083,031	2,124,673	2,166,315
Est. Interest	281,519	242,569	54,174	30,536	3,405
Est. Yearly Expense	(3,579,591)	(8,563,794)	(2,925,153)	(3,059,583)	(1,369,583)
Est. Ending Balance	8,085,642	1,805,807	1,017,860	113,486	913,622

**Estimated Contributions by Fund**

	2036	2037	2038	2039	2040
<b>Fund</b>					
010/871&2 Parks/Rec	433,904	442,939	451,974	461,010	470,045
010-4300 Code Enforcement	30,798	31,439	32,081	32,722	33,363
<b>General Fund Total</b>	<b>464,702</b>	<b>474,379</b>	<b>484,055</b>	<b>493,732</b>	<b>503,409</b>
150 Animal Shelter	28,538	29,133	29,727	30,321	30,916
150 Fire	728,239	743,403	758,568	773,732	788,897
150 Police	729,639	744,832	760,026	775,220	790,413
<b>Public Safety Total</b>	<b>1,486,416</b>	<b>1,517,368</b>	<b>1,548,321</b>	<b>1,579,273</b>	<b>1,610,225</b>
240 Planning	2,952	3,013	3,075	3,136	3,197
260 Library	41,685	42,553	43,421	44,289	45,157
290 CDBG	3,994	4,077	4,160	4,243	4,326
<b>Total Governmental</b>	<b>1,999,748</b>	<b>2,041,390</b>	<b>2,083,031</b>	<b>2,124,673</b>	<b>2,166,315</b>

## Governmental Funds

### Equipment Replacement 20-Year Funding Estimate Worksheet

**Est. 640 Balance as of 06/30/25**      **7,600,000**

20 Yr. Total	2041	2042	2043	2044	2045
--------------	------	------	------	------	------

Est. Expense	50,103,926	1,812,305	1,219,001	3,340,785	3,033,500	3,099,535
--------------	------------	-----------	-----------	-----------	-----------	-----------

	2,041	2,042	2,043	2,044	2,045
--	-------	-------	-------	-------	-------

Est. Beg Balance	913,622	1,336,682	2,407,379	1,430,054	772,337
Est. Transfers in	2,207,956	2,249,598	2,291,239	2,332,881	2,378,481
Est. Interest	27,409	40,100	72,221	42,902	23,170
Est. Yearly Expense	(1,812,305)	(1,219,001)	(3,340,785)	(3,033,500)	(3,099,535)
Est. Ending Balance	1,336,682	2,407,379	1,430,054	772,337	74,453

**Estimated Contributions by Fund**

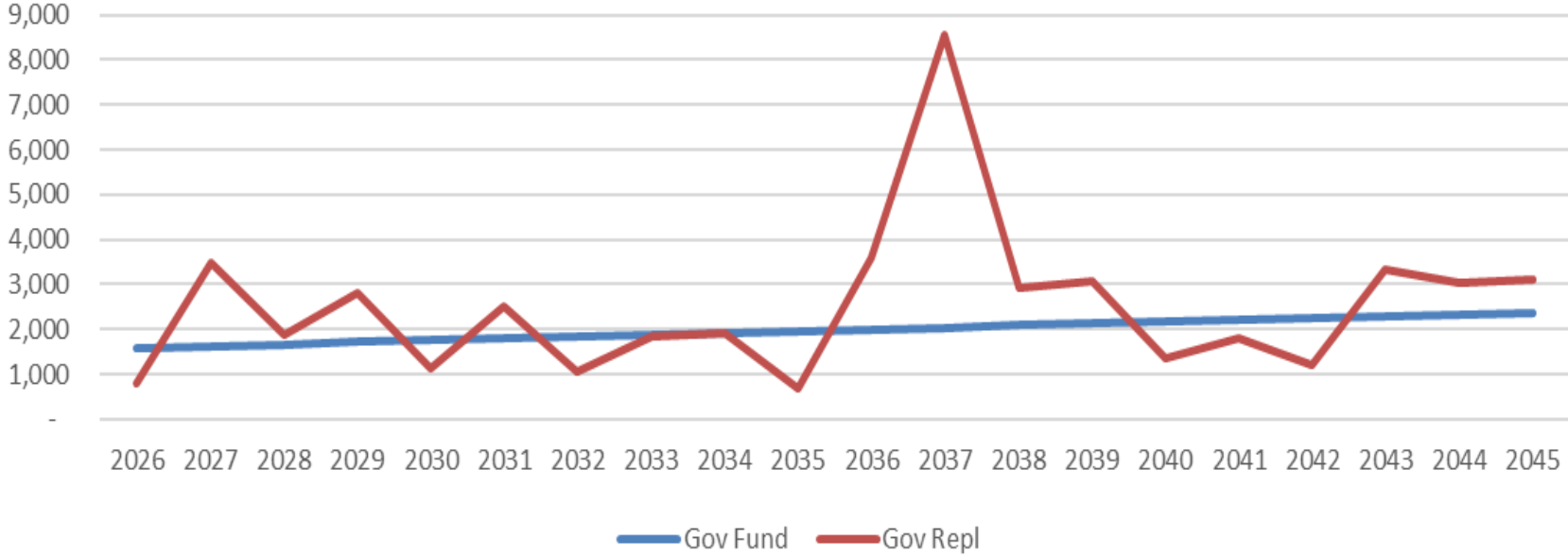
	2041	2042	2043	2044	2045
<b>Fund</b>					
010/871&2 Parks/Rec	479,081	488,116	497,151	506,187	516,081
010-4300 Code Enforcement	34,005	34,646	35,287	35,929	36,631
<b>General Fund Total</b>	<b>513,085</b>	<b>522,762</b>	<b>532,439</b>	<b>542,115</b>	<b>552,712</b>
150 Animal Shelter	31,510	32,104	32,698	33,293	33,943
150 Fire	804,061	819,226	834,390	849,554	866,160
150 Police	805,607	820,800	835,994	851,187	867,825
<b>Public Safety Total</b>	<b>1,641,178</b>	<b>1,672,130</b>	<b>1,703,082</b>	<b>1,734,035</b>	<b>1,767,929</b>
240 Planning	3,259	3,320	3,382	3,443	3,511
260 Library	46,025	46,893	47,761	48,629	49,579
290 CDBG	4,409	4,492	4,576	4,659	4,750
<b>Total Governmental</b>	<b>2,207,956</b>	<b>2,249,598</b>	<b>2,291,239</b>	<b>2,332,881</b>	<b>2,378,481</b>

## Governmental Contributions Comparison

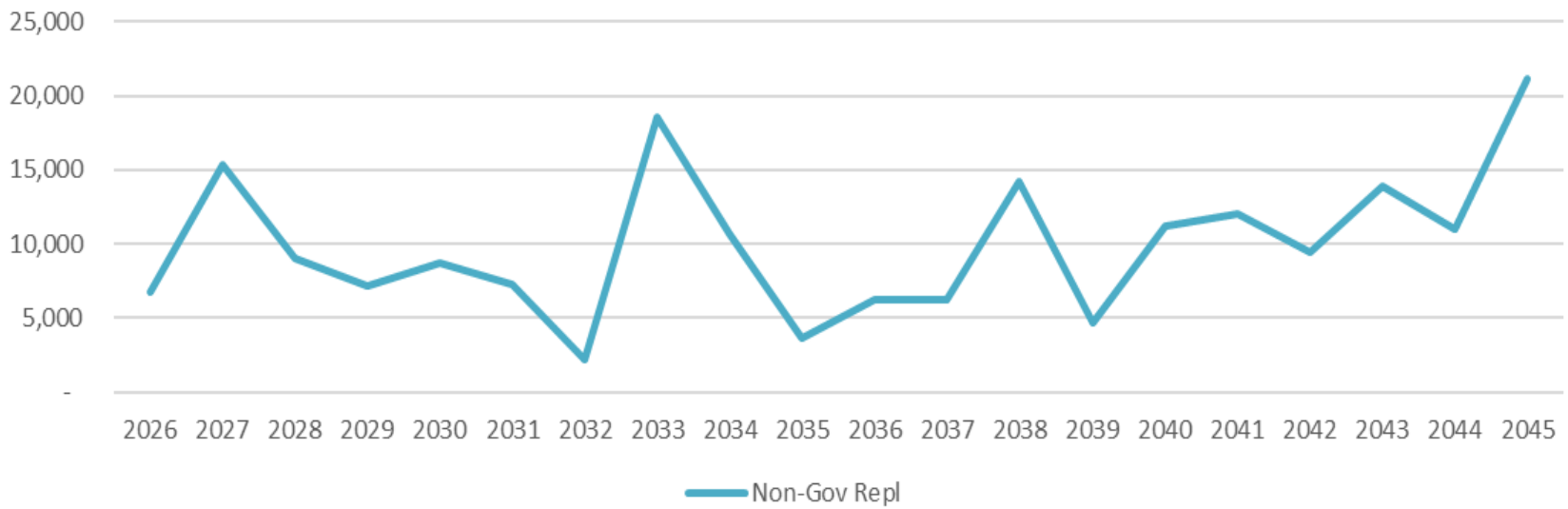
### Estimated Contributions by Fund

<b>Fund</b>	<b>2025</b>	<b>2026</b>	<b>Difference</b>
Parks & Recreation	352,555	343,550	(9,005)
Code Enforcement	25,191	24,385	(806)
<b>General Fund Total</b>	<b>377,746</b>	<b>367,935</b>	<b>(9,811)</b>
Animal Shelter	12,212	22,596	10,384
Fire	686,949	576,595	(110,354)
Police	519,299	577,703	58,404
<b>Public Safety Total</b>	<b>1,218,460</b>	<b>1,176,893</b>	<b>(41,567)</b>
Planning	2,414	2,337	(77)
Community Development	1,080	3,162	2,082
Library	<u>33,632</u>	<u>33,005</u>	<u>(627)</u>
<b>Total Governmental</b>	<b>1,633,332</b>	<b>1,583,332</b>	<b>(50,000)</b>

### Governmental Fund Replacement Estimated Equipment Funding/Expense FY26-FY45



### Non-Governmental Estimated Equipment Expense FY26-FY45



# **Supplemental Budget Requests**

**CITY OF BILLINGS**  
**SUPPLEMENTAL BUDGET REQUEST DECISION PACKAGE**

DIVISION   Airport   DEPARTMENT PRIORITY   2   TOTAL COST \$   54,561  

\$ AMOUNT IN PLAN \$   43,435  

REQUEST TITLE   Unit 1704 (A-5)  

**DESCRIBE THIS REQUEST**

To add funds for the replacement of unit 1704 to change from a SUV to a crew cab four wheel drive pickup.

IF THIS REQUEST WILL GENERATE ADDITIONAL REVENUE, HOW MUCH? \$   N/A  

**WHAT IS THE JUSTIFICATION FOR THIS REQUEST?**

The use of the SUV has become impractical for emergency response use. With the added supplies that we carry and not being able to tow the portable stairs for aircraft that are remote parked. We also need to take medical patients family members to the hospital, along with their luggage, and space in the back of the SUV does not allow that easily. A crew cab pickup makes more sense for the overall needs for this vehicle. The airport has the funds to cover the higher cost.

**LIST THE INDIVIDUAL LINE ITEM ACCOUNTS IMPACTED BY THIS REQUEST.**

<u>ACCOUNT #</u>	<u>ACCOUNT NAME</u>	<u>AMOUNT</u>
<u>563-7122-711-9490</u>		<u>\$11,126</u>

Note: Division requests should be prioritized with 1 being highest priority project.  
Attach Personnel request form for added positions and put account totals above.  
Additional justification may be sent to finance, be sure to put request title on additional information. If added lines for account numbers are needed, use a second form and mark "continued" in Total Cost space on second sheet, filling in division, priority & title.

**CITY OF BILLINGS**  
**SUPPLEMENTAL BUDGET REQUEST DECISION PACKAGE**

DIVISION   Airport   DEPARTMENT PRIORITY   1   TOTAL COST \$   48,461  

\$ AMOUNT IN PLAN \$   35,461  

REQUEST TITLE   Unit 1710 (A-31)  

**DESCRIBE THIS REQUEST**

To add funds for the replacement of unit 1710 with a like vehicle.

IF THIS REQUEST WILL GENERATE ADDITIONAL REVENUE, HOW MUCH? \$   N/A  

**WHAT IS THE JUSTIFICATION FOR THIS REQUEST?**

This unit is used as a command vehicle during snow removal on the airfield. It is equipped with a snow plow and equipment to monitor the traction of the runway surfaces during the storm. It is a critical vehicle to ensure the safety of the traveling public on commercial and private aircraft. Prices of these vehicles has risen over the years and additional funds will be needed to cover the cost of replacement of a like vehicle. The airport has the funds to cover the higher cost.

**LIST THE INDIVIDUAL LINE ITEM ACCOUNTS IMPACTED BY THIS REQUEST.**

<u>ACCOUNT #</u>	<u>ACCOUNT NAME</u>	<u>AMOUNT</u>
		\$13,000

Note: Division requests should be prioritized with 1 being highest priority project.  
Attach Personnel request form for added positions and put account totals above.  
Additional justification may be sent to finance, be sure to put request title on additional information. If added lines for account numbers are needed, use a second form and mark "continued" in Total Cost space on second sheet, filling in division, priority & title.

**CITY OF BILLINGS**  
**SUPPLEMENTAL BUDGET REQUEST DECISION PACKAGE**

DIVISION Code Enforcement DEPARTMENT PRIORITY 1 TOTAL COST \$42,305

\$ AMOUNT IN PLAN \$34,934

REQUEST TITLE Replacement for vehicle 1955

**DESCRIBE THIS REQUEST**

Vehicle is due for replacement. Code officers work year-round, and this vehicle is not reliable or safe during the winter months on snowy roads. It has also suffered extensive interior water damage that caused electrical issues in the truck. Prior employee was disciplined for that damage and no longer is employed by the City.

IF THIS REQUEST WILL GENERATE ADDITIONAL REVENUE, HOW MUCH? \$7,371

**WHAT IS THE JUSTIFICATION FOR THIS REQUEST?**

Vehicle costs have increased, and this would make up the difference to purchase a new vehicle.

**LIST THE INDIVIDUAL LINE ITEM ACCOUNTS IMPACTED BY THIS REQUEST.**

<u>ACCOUNT #</u>	<u>ACCOUNT NAME</u>	<u>AMOUNT</u>
0100-43210-409410	Machinery & Equipment	\$7,371

Note: Division requests should be prioritized with 1 being highest priority project.  
Attach Personnel request form for added positions and put account totals above.  
Additional justification may be sent to finance, be sure to put request title on additional information. If added lines for account numbers are needed, use a second form and mark "continued" in Total Cost space on second sheet, filling in division, priority & title.

**CITY OF BILLINGS  
SUPPLEMENTAL BUDGET REQUEST DECISION PACKAGE**

DIVISION Facilities DEPARTMENT PRIORITY 1 TOTAL COST \$ 29,965

\$ AMOUNT IN PLAN \$ 29,965

REQUEST TITLE Replace and retain unit 1071

**DESCRIBE THIS REQUEST**

Replace unit 1071 per ERP schedule and retain for continued use. Unit 1071 (2011 Ford Fusion) will be retained as unit 1070 (2008 Chevy Malibu) is being disposed of. Facilities needs two vehicles for administrative use. 1071 will be retained as one of those two vehicles and the second will be a new unit

IF THIS REQUEST WILL GENERATE ADDITIONAL REVENUE, HOW MUCH? \$ NA

**WHAT IS THE JUSTIFICATION FOR THIS REQUEST?**

Units 1070 and 1071 are slated in the ERP to be replaced in FY26. However, unit 1071 is being retained to replace unit 1070 as it has less mileage and is newer

**LIST THE INDIVIDUAL LINE ITEM ACCOUNTS IMPACTED BY THIS REQUEST.**

<u>ACCOUNT #</u>	<u>ACCOUNT NAME</u>	<u>AMOUNT</u>
6510-15690-409440	Transportation Equipment	\$15,000
6520-15660-409440	Transportation Equipment	\$14,965

Note: Division requests should be prioritized with 1 being highest priority project.  
 Attach Personnel request form for added positions and put account totals above.  
 Additional justification may be sent to finance, be sure to put request title on additional information. If added lines for account numbers are needed, use a second form and mark "continued" in Total Cost space on second sheet, filling in division, priority & title.

**CITY OF BILLINGS**  
**SUPPLEMENTAL BUDGET REQUEST DECISION PACKAGE**

DIVISION FIRE DEPARTMENT PRIORITY 1 TOTAL COST \$ 55,000

\$ AMOUNT IN PLAN \$ 30,508

REQUEST TITLE Supplemental Funding for Upgrade of a passenger car to light duty pick-up (4098)

**DESCRIBE THIS REQUEST**

The use of the Chevy Malibu at its time of purchase has significantly changed. Deputy Fire Marshals are consistently visiting construction sites as well as transporting pub-ed equipment, fire investigation equipment, and fire prevention equipment through-out the year. The Bureau needs to often "borrow" suppression's logistics truck to accomplish these tasks. The logistics truck is also used more frequently through-out the year than it used to be making it not as accessible. Upgrade to a light duty truck meets more of the intent of "multi-use" in many situations.

IF THIS REQUEST WILL GENERATE ADDITIONAL REVENUE, HOW MUCH? \$ 0.00

**WHAT IS THE JUSTIFICATION FOR THIS REQUEST?**

Change in Operations and demand of the department

**LIST THE INDIVIDUAL LINE ITEM ACCOUNTS IMPACTED BY THIS REQUEST.**

<u>ACCOUNT #</u>	<u>ACCOUNT NAME</u>	<u>AMOUNT</u>
		<u>\$ 24,492.00</u>

Note: Division requests should be prioritized with 1 being highest priority project.  
Attach Personnel request form for added positions and put account totals above.  
Additional justification may be sent to finance, be sure to put request title on additional information. If added lines for account numbers are needed, use a second form and mark "continued" in Total Cost space on second sheet, filling in division, priority & title.



**CITY OF BILLINGS**  
**SUPPLEMENTAL BUDGET REQUEST DECISION PACKAGE**

DIVISION MET Transit DEPARTMENT PRIORITY \_\_\_\_\_ TOTAL COST \$ 50,000

\$ AMOUNT IN PLAN \$ 50,000

REQUEST TITLE Additional Support Vehicle

**DESCRIBE THIS REQUEST**

MET will purchase this vehicle with 5339 formula funds awarded annually from the Federal Transit Administration.

IF THIS REQUEST WILL GENERATE ADDITIONAL REVENUE, HOW MUCH? \$ \_\_\_\_\_

**WHAT IS THE JUSTIFICATION FOR THIS REQUEST?**

The addition of this support vehicle will provide management a means of work-related transportation where they would normally use their personal vehicle

**LIST THE INDIVIDUAL LINE ITEM ACCOUNTS IMPACTED BY THIS REQUEST.**

<u>ACCOUNT #</u>	<u>ACCOUNT NAME</u>	<u>AMOUNT</u>
4120-71560-409440	Transportation Equipment	\$50,000

Note: Division requests should be prioritized with 1 being highest priority project.  
Attach Personnel request form for added positions and put account totals above.  
Additional justification may be sent to finance, be sure to put request title on additional information. If added lines for account numbers are needed, use a second form and mark "continued" in Total Cost space on second sheet, filling in division, priority & title.

**CITY OF BILLINGS**  
**SUPPLEMENTAL BUDGET REQUEST DECISION PACKAGE**

DIVISION PRPL-Parks DEPARTMENT PRIORITY 1 TOTAL COST \$11,483

\$ AMOUNT IN PLAN \$ 11,483

REQUEST TITLE Retain #1634

**DESCRIBE THIS REQUEST**

Retain PJ Trailer #1634 as it is in serviceable condition.

IF THIS REQUEST WILL GENERATE ADDITIONAL REVENUE, HOW MUCH? \$ N/A

**WHAT IS THE JUSTIFICATION FOR THIS REQUEST?**

Currently parks lack sufficient trailers to move the required equipment during the summer. The lack of trailers leads parks staff to share trailers, which doubles the man hours required to transport equipment. #1634 is in serviceable condition and retaining it would significantly reduce wasted staff time in retrieving and returning trailers from different parks throughout the city.

**LIST THE INDIVIDUAL LINE ITEM ACCOUNTS IMPACTED BY THIS REQUEST.**

<u>ACCOUNT #</u>	<u>ACCOUNT NAME</u>	<u>AMOUNT</u>
<u>N/A</u>	<u>N/A</u>	<u>N/A</u>

Note: Division requests should be prioritized with 1 being highest priority project.  
Attach Personnel request form for added positions and put account totals above.  
Additional justification may be sent to finance, be sure to put request title on additional information. If added lines for account numbers are needed, use a second form and mark "continued" in Total Cost space on second sheet, filling in division, priority & title.

**CITY OF BILLINGS**  
**SUPPLEMENTAL BUDGET REQUEST DECISION PACKAGE**

DIVISION PRPL / Parks DEPARTMENT PRIORITY 1 TOTAL COST \$35,856

\$ AMOUNT IN PLAN \$35,856

REQUEST TITLE Air Compressor 1637 Replacement

**DESCRIBE THIS REQUEST**

Requesting to use funds allocated for the replacement of 1903 and 1637 to purchase an adequate replacement for 1637.

IF THIS REQUEST WILL GENERATE ADDITIONAL REVENUE, HOW MUCH? \$ N/A

**WHAT IS THE JUSTIFICATION FOR THIS REQUEST?**

Cemetery compressor 1903, while 40 years old, is the best compressor in the Department.  
Parks compressor 1637, is 36 years old and has 2,753 hours. It is wearing out and is no longer able to provide sufficient air to effectively blow out park irrigation systems.

**LIST THE INDIVIDUAL LINE ITEM ACCOUNTS IMPACTED BY THIS REQUEST.**

<u>ACCOUNT #</u>	<u>ACCOUNT NAME</u>	<u>AMOUNT</u>
<u>N/A</u>		<u>\$</u>

Note: Division requests should be prioritized with 1 being highest priority project.  
Attach Personnel request form for added positions and put account totals above.  
Additional justification may be sent to finance, be sure to put request title on additional information. If added lines for account numbers are needed, use a second form and mark "continued" in Total Cost space on second sheet, filling in division, priority & title.

**CITY OF BILLINGS**  
**SUPPLEMENTAL BUDGET REQUEST DECISION PACKAGE**

DIVISION: POLICE DEPARTMENT PRIORITY 1 TOTAL COST \$ 387,000

\$ AMOUNT IN PLAN \$ 258,268

REQUEST TITLE: Replacement Plan for (7) Police Patrol/(1) Detective Vehicle(s) \_\_\_\_\_

**DESCRIBE THIS REQUEST**

This SBR is for vehicle replacements under the 2026 ERP. These are patrol fleet vehicles that are in excess of serviceable years and/or mileage. Vehicles include:  
1408 is a fully marked Patrol Pick-up Truck @ (\$50,500)  
1424/1431/1434/1439/1463/1477 are fully marked patrol vehicles @ \$51,000 per vehicle (\$306,000)  
1510 is an unmarked detective car @ (\$30,500)

IF THIS REQUEST WILL GENERATE ADDITIONAL REVENUE, HOW MUCH? \$ \_\_\_\_\_

WHAT IS THE JUSTIFICATION FOR THIS REQUEST? \_\_\_\_\_

Vehicles are in excess of mileage and/or year limitations. Initial replacement cost projections were short because of the increased costs fueled by inflation.

**LIST THE INDIVIDUAL LINE ITEM ACCOUNTS IMPACTED BY THIS REQUEST.**

<u>ACCOUNT #</u>	<u>ACCOUNT NAME</u>	<u>AMOUNT</u>
<u>1500-21130-409440</u>	<u>Transportation Equipment</u>	<u>\$ 128,732.00</u>

Note: Division requests should be prioritized with 1 being highest priority project. Attach Personnel request form for added positions and put account totals above. Additional justification may be sent to finance, be sure to put request title on additional information. If added lines for account numbers are needed, use a second form and mark "continued" in Total Cost space on second sheet, filling in division, priority & title.

**CITY OF BILLINGS**  
**SUPPLEMENTAL BUDGET REQUEST DECISION PACKAGE**

DIVISION PW – D&C DEPARTMENT PRIORITY \_\_\_\_\_ TOTAL COST \$ 267,500

\$ AMOUNT IN PLAN \$ 270,153

REQUEST TITLE Unit 7450: Equipment Upgrade – Backhoe to Mini-excavator

**DESCRIBE THIS REQUEST**

Change from a rubber-tired backhoe to a mid-sized excavator.

---

---

---

IF THIS REQUEST WILL GENERATE ADDITIONAL REVENUE, HOW MUCH? \$ N/A

**WHAT IS THE JUSTIFICATION FOR THIS REQUEST?**

The mid-sized excavator is a more versatile piece of equipment. It will allow for more work to be completed in a timely manner because projects are not competing to access the same resources.

---

---

---

**LIST THE INDIVIDUAL LINE ITEM ACCOUNTS IMPACTED BY THIS REQUEST.**

<u>ACCOUNT #</u>	<u>ACCOUNT NAME</u>	<u>AMOUNT</u>
5030-75910-409410	Water - General Purpose Machinery/Equipment	\$N/A
5130-85910-40910	Wastewater - General Purpose Machinery/Equipment	N/A

Note: Division requests should be prioritized with 1 being highest priority project.  
Attach Personnel request form for added positions and put account totals above.  
Additional justification may be sent to finance, be sure to put request title on additional information. If added lines for account numbers are needed, use a second form and mark “continued” in Total Cost space on second sheet, filling in division, priority & title.

**CITY OF BILLINGS**  
**SUPPLEMENTAL BUDGET REQUEST DECISION PACKAGE**

DIVISION PW – D&C DEPARTMENT PRIORITY \_\_\_\_\_ TOTAL COST \$ 65,000

\$ AMOUNT IN PLAN \$ 48,573

REQUEST TITLE Unit 7501: Replace 1-ton 4x4 Regular Cab Truck Equipped with Utility Box

**DESCRIBE THIS REQUEST**

Increase budget amount due to inflationary changes in retail pricing.

---

---

---

IF THIS REQUEST WILL GENERATE ADDITIONAL REVENUE, HOW MUCH? \$ N/A

**WHAT IS THE JUSTIFICATION FOR THIS REQUEST?**

Vehicle is necessary to maintain level of service and costs have increased more rapidly over time than the anticipated rates reflected in the ERP estimates, leaving this unit under funded for replacement.

---

---

---

**LIST THE INDIVIDUAL LINE ITEM ACCOUNTS IMPACTED BY THIS REQUEST.**

<u>ACCOUNT #</u>	<u>ACCOUNT NAME</u>	<u>AMOUNT</u>
5030-75910-409410	Water - General Purpose Machinery/Equipment	\$8,213.50
5130-85910-40910	Wastewater - General Purpose Machinery/Equipment	8,213.50

Note: Division requests should be prioritized with 1 being highest priority project.  
Attach Personnel request form for added positions and put account totals above.  
Additional justification may be sent to finance, be sure to put request title on additional information. If added lines for account numbers are needed, use a second form and mark “continued” in Total Cost space on second sheet, filling in division, priority & title.

**CITY OF BILLINGS**  
**SUPPLEMENTAL BUDGET REQUEST DECISION PACKAGE**

DIVISION PW – D&C DEPARTMENT PRIORITY \_\_\_\_\_ TOTAL COST \$ 175,000

\$ AMOUNT IN PLAN \$ 239,791

REQUEST TITLE Unit 7995: Upgrade CCTV Enclosed Trailer to Van

**DESCRIBE THIS REQUEST**

Change CCTV setup from enclosed van requiring a service vehicle to tow it to a fully independent van dedicated to system imaging.

IF THIS REQUEST WILL GENERATE ADDITIONAL REVENUE, HOW MUCH? \$ N/A

**WHAT IS THE JUSTIFICATION FOR THIS REQUEST?**

CCTV system is necessary to inspect systems for condition and other issues, upgrading from an enclosed trailer to an independent van set-up will allow staff to perform work in a more timely manner. Technology and software component replacement has been placed on the TRP for the same fiscal year.

**LIST THE INDIVIDUAL LINE ITEM ACCOUNTS IMPACTED BY THIS REQUEST.**

<u>ACCOUNT #</u>	<u>ACCOUNT NAME</u>	<u>AMOUNT</u>
5030-75910-409410	Water - General Purpose Machinery/Equipment	\$N/A
5130-85910-40910	Wastewater - General Purpose Machinery/Equipment	N/A

Note: Division requests should be prioritized with 1 being highest priority project.  
Attach Personnel request form for added positions and put account totals above.  
Additional justification may be sent to finance, be sure to put request title on additional information. If added lines for account numbers are needed, use a second form and mark “continued” in Total Cost space on second sheet, filling in division, priority & title.

**CITY OF BILLINGS**  
**SUPPLEMENTAL BUDGET REQUEST DECISION PACKAGE**

DIVISION PW – D&C DEPARTMENT PRIORITY \_\_\_\_\_ TOTAL COST \$ 600,000

\$ AMOUNT IN PLAN \$ 498,611

REQUEST TITLE Unit 7997: Upgrade Sewer Jet/ Vacuum Truck to Hydro-excavation Capable Truck

**DESCRIBE THIS REQUEST**

Change sewer jet/ vacuum style truck to hydro-excavation style truck to reduce excessive wear and damage due to specialized use. Existing unit 7997 will be retained at WRF, and their older unit (7904), will be used as the trade-in/ disposal collateral unit in its place.

---

---

---

IF THIS REQUEST WILL GENERATE ADDITIONAL REVENUE, HOW MUCH? \$ N/A

**WHAT IS THE JUSTIFICATION FOR THIS REQUEST?**

Updating the style of equipment will service the current needs of the division, promote efficiency, improve safe working conditions for staff, and protect assets from damage during projects that require excavation. Provide sister division at WRF with newer retained unit that includes decant feature they currently lack with the unit currently have retained.

---

---

---

**LIST THE INDIVIDUAL LINE ITEM ACCOUNTS IMPACTED BY THIS REQUEST.**

<u>ACCOUNT #</u>	<u>ACCOUNT NAME</u>	<u>AMOUNT</u>
5030-75910-409410	Water - General Purpose Machinery/Equipment	\$50,694.50
5130-85910-40910	Wastewater - General Purpose Machinery/Equipment	50,694.50

Note: Division requests should be prioritized with 1 being highest priority project.  
Attach Personnel request form for added positions and put account totals above.  
Additional justification may be sent to finance, be sure to put request title on additional information. If added lines for account numbers are needed, use a second form and mark “continued” in Total Cost space on second sheet, filling in division, priority & title.

**CITY OF BILLINGS**  
**SUPPLEMENTAL BUDGET REQUEST DECISION PACKAGE**

DIVISION PW/SW DEPARTMENT PRIORITY 9 TOTAL COST \$415,000

AMOUNT IN PLAN \$368,500

REQUEST TITLE SBR for 0052

**DESCRIBE THIS REQUEST**

SBR is needed due to increase in price of garbage trucks.

IF THIS REQUEST WILL GENERATE ADDITIONAL REVENUE, HOW MUCH? \$ N/A

**WHAT IS THE JUSTIFICATION FOR THIS REQUEST?**

Labor and material increases have raised the cost of garbage truck chassis and bodies. The ERP is not adequately funded currently to replace this vehicle in like kind without the requested budget extension.

**LIST THE INDIVIDUAL LINE ITEM ACCOUNTS IMPACTED BY THIS REQUEST.**

<u>ACCOUNT #</u>	<u>ACCOUNT NAME</u>	<u>AMOUNT</u>
5410-31220-409420	SW- Machinery & Equipment	\$46,500

Note: Division requests should be prioritized with 1 being highest priority project. Attach Personnel request form for added positions and put account totals above. Additional justification may be sent to finance, be sure to put request title on additional information. If added lines for account numbers are needed, use a second form and mark "continued" in Total Cost space on second sheet, filling in division, priority & title.

**CITY OF BILLINGS**  
**SUPPLEMENTAL BUDGET REQUEST DECISION PACKAGE**

DIVISION PW/SW DEPARTMENT PRIORITY 8 TOTAL COST \$415,000

AMOUNT IN PLAN \$368,500

REQUEST TITLE SBR for 0053

**DESCRIBE THIS REQUEST**

SBR is needed due to increase in price of garbage trucks.

IF THIS REQUEST WILL GENERATE ADDITIONAL REVENUE, HOW MUCH? \$ N/A

**WHAT IS THE JUSTIFICATION FOR THIS REQUEST?**

Labor and material increases have raised the cost of garbage truck chassis and bodies. The ERP is not adequately funded currently to replace this vehicle in like kind without the requested budget extension.

**LIST THE INDIVIDUAL LINE ITEM ACCOUNTS IMPACTED BY THIS REQUEST.**

<u>ACCOUNT #</u>	<u>ACCOUNT NAME</u>	<u>AMOUNT</u>
<u>5410-31220-409420</u>	<u>SW- Machinery &amp; Equipment</u>	<u>\$46,500</u>

Note: Division requests should be prioritized with 1 being highest priority project. Attach Personnel request form for added positions and put account totals above. Additional justification may be sent to finance, be sure to put request title on additional information. If added lines for account numbers are needed, use a second form and mark "continued" in Total Cost space on second sheet, filling in division, priority & title.

**CITY OF BILLINGS**  
**SUPPLEMENTAL BUDGET REQUEST DECISION PACKAGE**

DIVISION PW/SW DEPARTMENT PRIORITY 7 TOTAL COST \$415,000

AMOUNT IN PLAN \$358,262

REQUEST TITLE SBR for 0059

**DESCRIBE THIS REQUEST**

SBR is needed due to increase in price of garbage trucks.

IF THIS REQUEST WILL GENERATE ADDITIONAL REVENUE, HOW MUCH? \$ N/A

**WHAT IS THE JUSTIFICATION FOR THIS REQUEST?**

Labor and material increases have raised the cost of garbage truck chassis and bodies. The ERP is not adequately funded currently to replace this vehicle in like kind without the requested budget extension.

**LIST THE INDIVIDUAL LINE ITEM ACCOUNTS IMPACTED BY THIS REQUEST.**

<u>ACCOUNT #</u>	<u>ACCOUNT NAME</u>	<u>AMOUNT</u>
5410-31220-409420	SW- Machinery & Equipment	\$56,738

Note: Division requests should be prioritized with 1 being highest priority project.  
Attach Personnel request form for added positions and put account totals above.  
Additional justification may be sent to finance, be sure to put request title on additional information. If added lines for account numbers are needed, use a second form and mark "continued" in Total Cost space on second sheet, filling in division, priority & title.

**CITY OF BILLINGS**  
**SUPPLEMENTAL BUDGET REQUEST DECISION PACKAGE**

DIVISION PW/SW DEPARTMENT PRIORITY 6 TOTAL COST \$415,000

AMOUNT IN PLAN \$358,262

REQUEST TITLE SBR for 0060

**DESCRIBE THIS REQUEST**

SBR is needed due to increase in price of garbage trucks

IF THIS REQUEST WILL GENERATE ADDITIONAL REVENUE, HOW MUCH? \$ N/A

**WHAT IS THE JUSTIFICATION FOR THIS REQUEST?**

Labor and material increases have raised the cost of garbage truck chassis and bodies. The ERP is not adequately funded currently to replace this vehicle in like kind without the requested budget extension.

**LIST THE INDIVIDUAL LINE ITEM ACCOUNTS IMPACTED BY THIS REQUEST.**

<u>ACCOUNT #</u>	<u>ACCOUNT NAME</u>	<u>AMOUNT</u>
5410-31220-409420	SW- Machinery & Equipment	\$56,738

Note: Division requests should be prioritized with 1 being highest priority project. Attach Personnel request form for added positions and put account totals above. Additional justification may be sent to finance, be sure to put request title on additional information. If added lines for account numbers are needed, use a second form and mark "continued" in Total Cost space on second sheet, filling in division, priority & title.

**CITY OF BILLINGS**  
**SUPPLEMENTAL BUDGET REQUEST DECISION PACKAGE**

DIVISION PW/SW DEPARTMENT PRIORITY 3 TOTAL COST \$420,000

AMOUNT IN PLAN \$319,492

REQUEST TITLE SBR for 0069

**DESCRIBE THIS REQUEST**

SBR is needed due to increase in price of garbage trucks

IF THIS REQUEST WILL GENERATE ADDITIONAL REVENUE, HOW MUCH? \$ N/A

**WHAT IS THE JUSTIFICATION FOR THIS REQUEST?**

Labor and material increases have raised the cost of garbage truck chassis and bodies. The ERP is not adequately funded currently to replace this vehicle in like kind without the requested budget extension. This unit will be retained in order to maintain service levels.

**LIST THE INDIVIDUAL LINE ITEM ACCOUNTS IMPACTED BY THIS REQUEST.**

<u>ACCOUNT #</u>	<u>ACCOUNT NAME</u>	<u>AMOUNT</u>
<u>5410-31220-409420</u>	<u>SW- Machinery &amp; Equipment</u>	<u>\$100,508</u>

Note: Division requests should be prioritized with 1 being highest priority project. Attach Personnel request form for added positions and put account totals above. Additional justification may be sent to finance, be sure to put request title on additional information. If added lines for account numbers are needed, use a second form and mark "continued" in Total Cost space on second sheet, filling in division, priority & title.

**CITY OF BILLINGS**  
**SUPPLEMENTAL BUDGET REQUEST DECISION PACKAGE**

DIVISION PW/SW DEPARTMENT PRIORITY 4 TOTAL COST \$420,000

AMOUNT IN PLAN \$323,039

REQUEST TITLE SBR for 0074

**DESCRIBE THIS REQUEST**

SBR is needed due to increase in price of garbage trucks.

IF THIS REQUEST WILL GENERATE ADDITIONAL REVENUE, HOW MUCH? \$ N/A

**WHAT IS THE JUSTIFICATION FOR THIS REQUEST?**

Labor and material increases have raised the cost of garbage truck chassis and bodies. The ERP is not adequately funded currently to replace this vehicle in like kind without the requested budget extension. This unit will be retained in order to maintain service levels.

**LIST THE INDIVIDUAL LINE ITEM ACCOUNTS IMPACTED BY THIS REQUEST.**

<u>ACCOUNT #</u>	<u>ACCOUNT NAME</u>	<u>AMOUNT</u>
<u>5410-31220-409420</u>	<u>SW- Machinery &amp; Equipment</u>	<u>\$96,961</u>

Note: Division requests should be prioritized with 1 being highest priority project.  
Attach Personnel request form for added positions and put account totals above.  
Additional justification may be sent to finance, be sure to put request title on additional information. If added lines for account numbers are needed, use a second form and mark "continued" in Total Cost space on second sheet, filling in division, priority & title.

**CITY OF BILLINGS**  
**SUPPLEMENTAL BUDGET REQUEST DECISION PACKAGE**

DIVISION PW/SW DEPARTMENT PRIORITY 5 TOTAL COST \$420,000

AMOUNT IN PLAN \$323,039

REQUEST TITLE SBR for 0075

**DESCRIBE THIS REQUEST**

SBR is needed due to increase in price of garbage trucks.

IF THIS REQUEST WILL GENERATE ADDITIONAL REVENUE, HOW MUCH? \$ N/A

**WHAT IS THE JUSTIFICATION FOR THIS REQUEST?**

Labor and material increases have raised the cost of garbage truck chassis and bodies. The ERP is not adequately funded currently to replace this vehicle in like kind without the requested budget extension. This unit will be retained in order to maintain service levels.

**LIST THE INDIVIDUAL LINE ITEM ACCOUNTS IMPACTED BY THIS REQUEST.**

<u>ACCOUNT #</u>	<u>ACCOUNT NAME</u>	<u>AMOUNT</u>
<u>5410-31220-409420</u>	<u>SW- Machinery &amp; Equipment</u>	<u>\$96,961</u>

Note: Division requests should be prioritized with 1 being highest priority project.  
Attach Personnel request form for added positions and put account totals above.  
Additional justification may be sent to finance, be sure to put request title on additional information. If added lines for account numbers are needed, use a second form and mark "continued" in Total Cost space on second sheet, filling in division, priority & title.

**CITY OF BILLINGS**  
**SUPPLEMENTAL BUDGET REQUEST DECISION PACKAGE**

DIVISION PW/SW DEPARTMENT PRIORITY 10 TOTAL COST \$350,000

AMOUNT IN PLAN \$29,868

REQUEST TITLE SBR for 0199

**DESCRIBE THIS REQUEST**

SBR is needed due to increase in price of garbage trucks.

IF THIS REQUEST WILL GENERATE ADDITIONAL REVENUE, HOW MUCH? \$ N/A

**WHAT IS THE JUSTIFICATION FOR THIS REQUEST?**

Labor and material increases have raised the cost of garbage truck chassis and bodies. The ERP is not adequately funded currently to replace this vehicle in like kind without the requested budget extension. This unit will be retained in service use to help meet the needs of the division.

**LIST THE INDIVIDUAL LINE ITEM ACCOUNTS IMPACTED BY THIS REQUEST.**

<u>ACCOUNT #</u>	<u>ACCOUNT NAME</u>	<u>AMOUNT</u>
<u>5410-31220-409420</u>	<u>SW- Machinery &amp; Equipment</u>	<u>\$320,132</u>

Note: Division requests should be prioritized with 1 being highest priority project.  
Attach Personnel request form for added positions and put account totals above.  
Additional justification may be sent to finance, be sure to put request title on additional information. If added lines for account numbers are needed, use a second form and mark "continued" in Total Cost space on second sheet, filling in division, priority & title.

**CITY OF BILLINGS**  
**SUPPLEMENTAL BUDGET REQUEST DECISION PACKAGE**

DIVISION PW/SW DEPARTMENT PRIORITY 1 TOTAL COST \$100,000

AMOUNT IN PLAN \$69,456

REQUEST TITLE SBR for 0250

**DESCRIBE THIS REQUEST**

SBR is needed due to increase in price of equipment.

IF THIS REQUEST WILL GENERATE ADDITIONAL REVENUE, HOW MUCH? \$ N/A

**WHAT IS THE JUSTIFICATION FOR THIS REQUEST?**

Labor and material increases have raised the cost of equipment. The ERP is not adequately funded currently to replace this vehicle in like kind without the requested budget extension. The replaced unit will be retained and continue in use along with the new unit to accommodate the needs of the division.

**LIST THE INDIVIDUAL LINE ITEM ACCOUNTS IMPACTED BY THIS REQUEST.**

<u>ACCOUNT #</u>	<u>ACCOUNT NAME</u>	<u>AMOUNT</u>
<u>5410-31230-409440</u>	<u>SW- Machinery &amp; Equipment</u>	<u>\$30,544</u>

Note: Division requests should be prioritized with 1 being highest priority project.  
Attach Personnel request form for added positions and put account totals above.  
Additional justification may be sent to finance, be sure to put request title on additional information. If added lines for account numbers are needed, use a second form and mark "continued" in Total Cost space on second sheet, filling in division, priority & title.

**CITY OF BILLINGS**  
**SUPPLEMENTAL BUDGET REQUEST DECISION PACKAGE**

DIVISION PW/SW DEPARTMENT PRIORITY 2 TOTAL COST \$1,100,000

AMOUNT IN PLAN \$416,493

REQUEST TITLE SBR for 0269

**DESCRIBE THIS REQUEST**

SBR is needed due to increase in price of equipment.

IF THIS REQUEST WILL GENERATE ADDITIONAL REVENUE, HOW MUCH? \$ N/A

**WHAT IS THE JUSTIFICATION FOR THIS REQUEST?**

Labor and material increases have raised the cost of equipment. The ERP is not adequately funded currently to replace this vehicle in like kind without the requested budget extension.

**LIST THE INDIVIDUAL LINE ITEM ACCOUNTS IMPACTED BY THIS REQUEST.**

<u>ACCOUNT #</u>	<u>ACCOUNT NAME</u>	<u>AMOUNT</u>
5410-31230-409440	SW- Machinery & Equipment	\$683,507

Note: Division requests should be prioritized with 1 being highest priority project. Attach Personnel request form for added positions and put account totals above. Additional justification may be sent to finance, be sure to put request title on additional information. If added lines for account numbers are needed, use a second form and mark "continued" in Total Cost space on second sheet, filling in division, priority & title.

**CITY OF BILLINGS**  
**SUPPLEMENTAL BUDGET REQUEST DECISION PACKAGE**

DIVISION Street/Traffic DEPARTMENT PRIORITY 3 TOTAL COST \$100,000

AMOUNT IN PLAN \$ 39,400

REQUEST TITLE 1220 Toolcat upgrade

**DESCRIBE THIS REQUEST**

This request is to replace a seldom used tractor that has met its useful life. We would like to upgrade this tractor to a more versatile Bobcat Toolcat, this piece of equipment combines the usefulness of a UTV, the versatility of a skid steer, and the plethora of available attachments all in one machine.

IF THIS REQUEST WILL GENERATE ADDITIONAL REVENUE, HOW MUCH? \$ N/A

**WHAT IS THE JUSTIFICATION FOR THIS REQUEST?**

This machine would become useful in all aspects of our yearlong operations. From a snowblower attachment for wintertime use to a brush cutter attachment for mowing our rough-cut areas in the summertime. This piece of equipment would allow us to load irrigation supplies in the back and make repairs in the ROW vs driving a full-size truck up and down the Multi-Use Trails.

**LIST THE INDIVIDUAL LINE ITEM ACCOUNTS IMPACTED BY THIS REQUEST.**

<u>ACCOUNT #</u>	<u>ACCOUNT NAME</u>	<u>AMOUNT</u>
<u>2110-31320-409420</u>	<u>Transportation Equipment</u>	<u>\$59,600</u>

Note: Division requests should be prioritized with 1 being highest priority project.  
Attach Personnel request form for added positions and put account totals above.  
Additional justification may be sent to finance, be sure to put request title on additional information. If added lines for account numbers are needed, use a second form and mark "continued" in Total Cost space on second sheet, filling in division, priority & title.

**CITY OF BILLINGS**  
**SUPPLEMENTAL BUDGET REQUEST DECISION PACKAGE**

DIVISION Street/Traffic DEPARTMENT PRIORITY 2 TOTAL COST \$ 48,000

AMOUNT IN PLAN \$17,600

REQUEST TITLE 1360 Graco Grind Lazer and dust collection system

**DESCRIBE THIS REQUEST**

This request is to upgrade our current grinder to a combination grinder dust collection system.

IF THIS REQUEST WILL GENERATE ADDITIONAL REVENUE, HOW MUCH? \$N/A

**WHAT IS THE JUSTIFICATION FOR THIS REQUEST?**

The current grinder creates a large dust cloud causing health issues, visibility issues, and general safety concerns. While grinding concrete, asphalt, and old paint off of the roadways all that material is thrown up in a dust cloud covering people and vehicles with harmful contaminants. The dust cloud also creates visibility issues with traffic often passing by on both sides of the work zone. The new system will eliminate the dust and many of the health and safety concerns for our crews.

**LIST THE INDIVIDUAL LINE ITEM ACCOUNTS IMPACTED BY THIS REQUEST.**

<u>ACCOUNT #</u>	<u>ACCOUNT NAME</u>	<u>AMOUNT</u>
<u>2110-31320-409420</u>	<u>Transportation Equipment</u>	<u>\$29,400</u>

Note: Division requests should be prioritized with 1 being highest priority project.  
Attach Personnel request form for added positions and put account totals above.  
Additional justification may be sent to finance, be sure to put request title on additional information. If added lines for account numbers are needed, use a second form and mark "continued" in Total Cost space on second sheet, filling in division, priority & title.

**CITY OF BILLINGS**  
**SUPPLEMENTAL BUDGET REQUEST DECISION PACKAGE**

DIVISION Street/Traffic DEPARTMENT PRIORITY 1 TOTAL COST \$ 60,400

AMOUNT IN PLAN \$

REQUEST TITLE FY 26 ERP Shortfall

**DESCRIBE THIS REQUEST**

This request is to offset the rising costs of equipment for units 1103, 1116, 1121, 1229, 1243, 1318, 1226, 1230, 1244, 1252

IF THIS REQUEST WILL GENERATE ADDITIONAL REVENUE, HOW MUCH? \$ \_\_\_\_\_

**WHAT IS THE JUSTIFICATION FOR THIS REQUEST?**

ERP has not caught up with the unusually high increases in equipment costs.

**LIST THE INDIVIDUAL LINE ITEM ACCOUNTS IMPACTED BY THIS REQUEST.**

<u>ACCOUNT #</u>	<u>ACCOUNT NAME</u>	<u>AMOUNT</u>
2110-31320-409420	Transportation Equipment	\$60,400

Note: Division requests should be prioritized with 1 being highest priority project.  
Attach Personnel request form for added positions and put account totals above.  
Additional justification may be sent to finance, be sure to put request title on additional information. If added lines for account numbers are needed, use a second form and mark "continued" in Total Cost space on second sheet, filling in division, priority & title.