

# City of Billings, Montana



## Capital Improvement Plan

FY 2026 – 2030

Proposed

# Table of Contents

1	Capital Improvement Plan Summaries
6	CIP Projects by Department & Project Category
11	CIP Projects by Fund
18	CIP Projects by Revenue Source
	Department & Project Category
27	Aviation & Transit
54	Administration
71	Fire
82	Parks & Recreation
123	Planning & Community Services
134	Public Works
211	Glossary



# FY 2026 - 2030 CAPITAL IMPROVEMENT PLAN SUMMARIES

## CIP OVERVIEW

### What is a Capital Improvement Plan (CIP)?

The CIP is a comprehensive five-year plan that identifies needs for construction of capital projects or improvements to the City's infrastructure and facilities. The City of Billings FY 2026-2030 CIP contains information on how the City plans to invest available resources into key infrastructure and facilities between fiscal years 2026 and 2030. The CIP provides a forecast of funds available for capital projects and identifies all planned capital improvement projects and their estimated costs over the five-year period.

The City funds construction of its infrastructure and facilities using a wide range of sources, including tax revenues, bond proceeds, and fees for services and continues to look for ways to leverage its funding, through federal, state, and local grants and reimbursements, to maximize funding for CIP projects.

The first year's program in the CIP is adopted by the City Council as the capital budget, as a counterpart to the annual operating budget. Although fiscal resources are appropriated only in the first year of the CIP, the succeeding four years of the CIP are important in providing a longer-term plan for spending priorities, scheduling projects in a logical sequence, and coordinating and targeting capital improvement projects for all City departments. The annual update to the CIP is created with input from the public and direction from the City Council. A community's CIP is a guide that lays out the framework for achieving the current and future goals related to the physical assets of the community.

### What is a capital project?

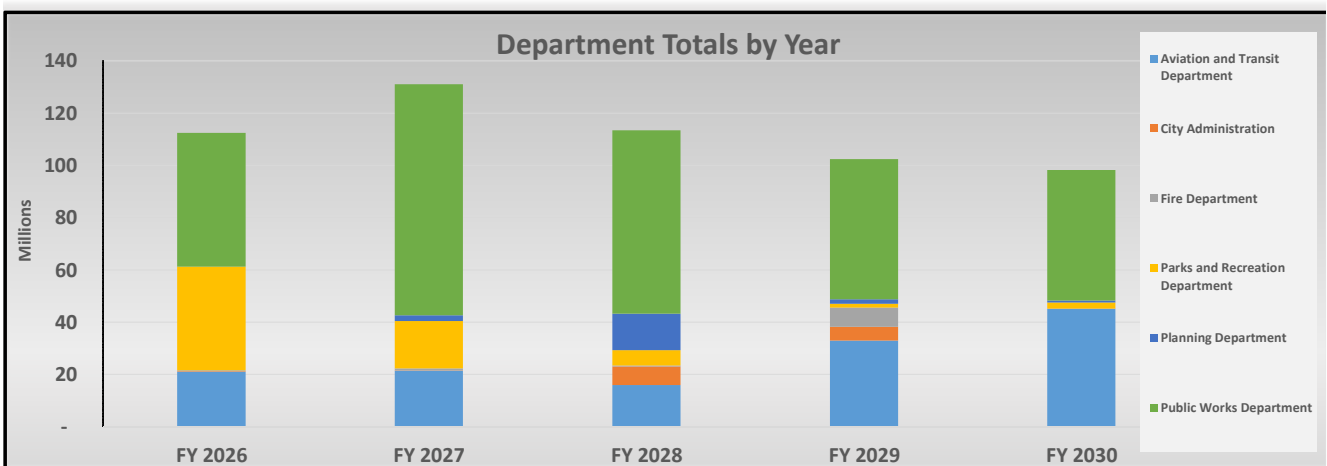
A capital project is a project that costs \$25,000 or more and results in a permanent addition to the City's asset through the acquisition of property, new construction, or rehabilitation of an existing facility to a like-new condition. Project costs can include the cost of land, engineering, architectural planning, and contract services needed to complete the project.

### What's in this 5-year CIP?

The FY 2026-2030 CIP includes \$557.3 million for 154 projects. Approximately 14% of the CIP will be funded with debt. Some debt (Sidewalk and Curb bonds and Special Improvement District bonds) is used to assist property owners with needed sidewalk and street improvements by allowing them to pay back the costs of these improvements over time. The City sells bonds and the debt is then assessed back to the property owners who received benefit of the improvements.

The City also uses bonds as a funding source for capital projects when projects cannot be funded prudently from current revenues or fund balances. Debt financing is also utilized to better ensure inter-generational equity by spreading payments for assets and infrastructure over their useful lives.

DEPARTMENT TOTALS						
Department	FY 2026	FY 2027	FY 2028	FY 2029	FY 2030	Total
Aviation and Transit Department	20,953,950	21,272,000	15,862,999	32,876,388	45,050,000	136,015,337
City Administration	216,192	163,193	7,130,733	5,313,193	155,194	12,978,505
Fire Department	395,104	844,098	407,769	7,300,000	-	8,946,971
Parks and Recreation Department	39,663,923	18,114,279	5,771,543	1,500,000	2,300,000	67,349,745
Planning Department	-	2,230,000	13,955,000	1,700,000	700,000	18,585,000
Public Works Department	51,182,000	88,360,000	70,185,000	53,696,000	49,969,000	313,392,000
<b>Total Capital Improvement Plan</b>	<b>112,411,169</b>	<b>130,983,570</b>	<b>113,313,044</b>	<b>102,385,581</b>	<b>98,174,194</b>	<b>557,267,558</b>



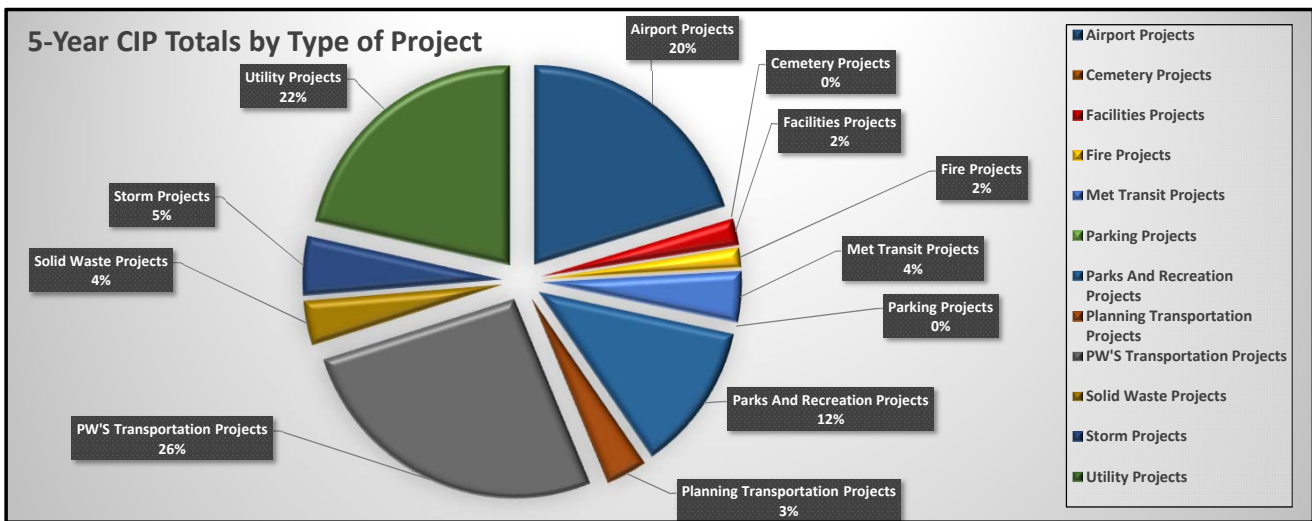


# FY 2026 - 2030 CAPITAL IMPROVEMENT PLAN SUMMARIES

## CIP OVERVIEW

### PROJECT CATEGORY TOTALS

Project Category	FY 2026	FY 2027	FY 2028	FY 2029	FY 2030	Total
Airport Projects	20,222,000	20,900,000	12,637,999	14,138,888	45,000,000	112,898,887
Cemetery Projects	275,000	-	-	-	-	275,000
Facilities Projects	53,000	-	6,967,540	5,150,000	-	12,170,540
Fire Projects	395,104	844,098	407,769	7,300,000	-	8,946,971
Met Transit Projects	731,950	372,000	3,225,000	18,737,500	50,000	23,116,450
Parking Projects	163,192	163,193	163,193	163,193	155,194	807,965
Parks And Recreation Projects	39,388,923	18,114,279	5,771,543	1,500,000	2,300,000	67,074,745
Planning Transportation Projects	-	2,230,000	13,955,000	1,700,000	700,000	18,585,000
PW'S Transportation Projects	24,828,000	54,350,000	22,563,000	22,663,000	22,338,000	146,742,000
Solid Waste Projects	2,760,000	3,321,000	13,941,000	-	-	20,022,000
Storm Projects	5,898,000	5,334,000	8,026,000	2,608,000	5,026,000	26,892,000
Utility Projects	17,696,000	25,355,000	25,655,000	28,425,000	22,605,000	119,736,000
<b>Total Capital Improvement Plan</b>	<b>112,411,169</b>	<b>130,983,570</b>	<b>113,313,044</b>	<b>102,385,581</b>	<b>98,174,194</b>	<b>557,267,558</b>





# FY 2026 - 2030 CAPITAL IMPROVEMENT PLAN SUMMARIES

## CIP OVERVIEW

### Fund Types

**Capital Project Funds** are used to account for financial resources that are restricted for the expenditure of capital projects that are not otherwise accounted for in other funds. The two capital project funds utilized in the CIP are both funded by selling bonds and assessing the debt back to property owners that benefit from the capital improvements.

**Enterprise Funds** are operated similarly to a business in that services are provided to the public for a fee that makes the entity self-supporting.

The **General Fund** utilizes taxpayer dollars and other revenues to support general City services. General fund dollars are largely discretionary since the Mayor and Council can allocate the funds to programs and services in any area as opposed to other funds which are dedicated for a particular purpose.

**Internal Service Funds** are used to account for services provided by a City department to other City departments. Internal service funds are funded by charging the City departments that they provide services to.

**Special Revenue Funds** are used to account for the proceeds of specific revenue proceeds that are restricted for the expenditure of specific purposes. These funds are typically legally restricted from being able to be used for any other purpose than that which the fund was established for.

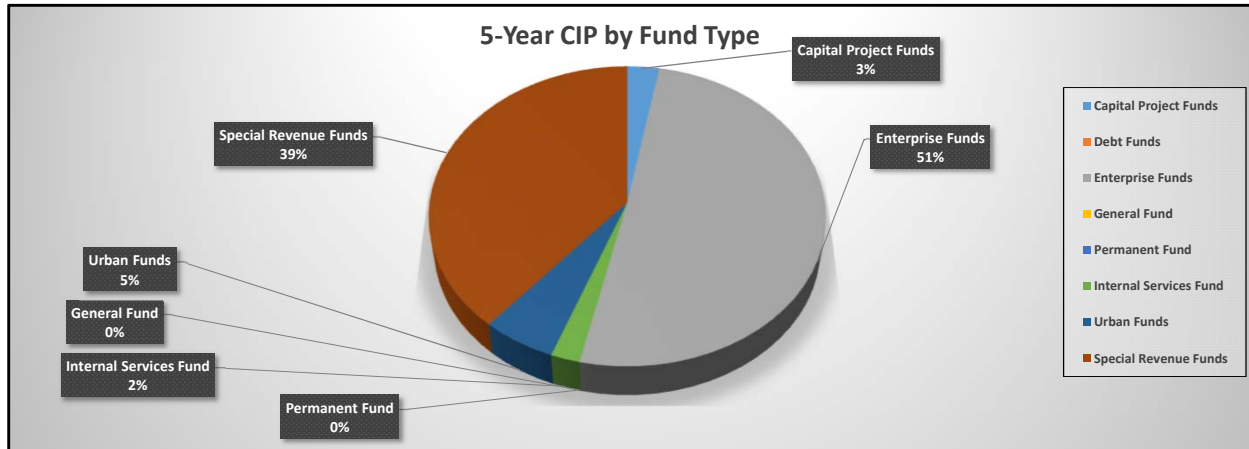
PROJECTS BY FUND						
Fund	FY 2026	FY 2027	FY 2028	FY 2029	FY 2030	Total
<b>Capital Project Funds</b>						
Sidewalk And Curb Districts Fund	1,420,000	1,490,000	1,822,000	1,567,000	1,625,000	7,924,000
Special Improvement Districts (SID) Fund	1,550,000	1,565,000	1,582,000	1,600,000	1,618,000	7,915,000
<b>Total Capital Projects Fund</b>	<b>2,970,000</b>	<b>3,055,000</b>	<b>3,404,000</b>	<b>3,167,000</b>	<b>3,243,000</b>	<b>15,839,000</b>
<b>Enterprise Funds</b>						
Airport Fund	20,222,000	20,900,000	12,637,999	14,138,888	45,000,000	112,898,887
Parking Fund	163,192	163,193	163,193	163,193	155,194	807,965
Solid Waste Fund	2,760,000	3,321,000	13,941,000	-	-	20,022,000
Transit Fund	731,950	372,000	3,225,000	18,737,500	50,000	23,116,450
Wastewater Fund	9,726,000	10,335,000	14,000,000	10,100,000	9,580,000	53,741,000
Water Fund	9,055,000	16,740,000	12,655,000	19,325,000	14,025,000	71,800,000
<b>Total Enterprise Funds</b>	<b>42,658,142</b>	<b>51,831,193</b>	<b>56,622,192</b>	<b>62,464,581</b>	<b>68,810,194</b>	<b>282,386,302</b>
<b>General Fund</b>						
	-	-	-	-	-	-
<b>Facilities Management Fund (Internal Services Fund)</b>						
	53,000	-	6,967,540	5,150,000	-	12,170,540
<b>Urban Funds - State Funds</b>						
	600,000	24,765,000	5,000,000	500,000	-	30,865,000
<b>Special Revenue Funds</b>						
Baseball Field/Stadium Donations For Capital Maint Fund	-	-	449,080	-	-	449,080
Congestion Mitigation Air Quality (CMAQ) Fund	-	-	-	175,000	-	175,000
East Tax Increment Fund	-	-	300,000	-	-	300,000
Gas Tax Fund	8,170,000	5,563,000	3,970,000	2,520,000	7,139,000	27,362,000
Parks & Recreation Operations Fund **	2,575,000	2,450,000	2,605,025	1,200,000	2,300,000	11,130,025
Park Maintenance Districts (PMD'S)	-	-	-	300,000	-	300,000
Parks Program Fund	682,986	-	-	-	-	682,986
Potential Grant Funds And Contributions	13,405,937	22,744,279	15,382,438	7,037,900	-	58,570,554
Public Safety Fund	395,104	844,098	407,769	400,000	-	2,046,971
South Tax Increment Fund	23,800,000	-	-	-	-	23,800,000
Storm Fund	9,988,000	6,859,000	9,076,000	5,308,000	5,026,000	36,257,000
Street Maintenance District Fund	7,113,000	11,272,000	8,139,000	13,276,000	10,956,000	50,756,000
Trail Grant Fund	-	110,000	-	-	50,000	260,000
Transportation Alternatives Program Fund	-	1,490,000	990,000	837,100	600,000	3,917,100
<b>Total Special Revenue Funds</b>	<b>66,130,027</b>	<b>51,332,377</b>	<b>41,319,312</b>	<b>31,104,000</b>	<b>26,121,000</b>	<b>216,006,716</b>
<b>Total Capital Improvement Plan</b>	<b>112,411,169</b>	<b>130,983,570</b>	<b>113,313,044</b>	<b>102,385,581</b>	<b>98,174,194</b>	<b>557,267,558</b>

\*\* Park & Recreation Special Revenue Assessments flow through the General Fund



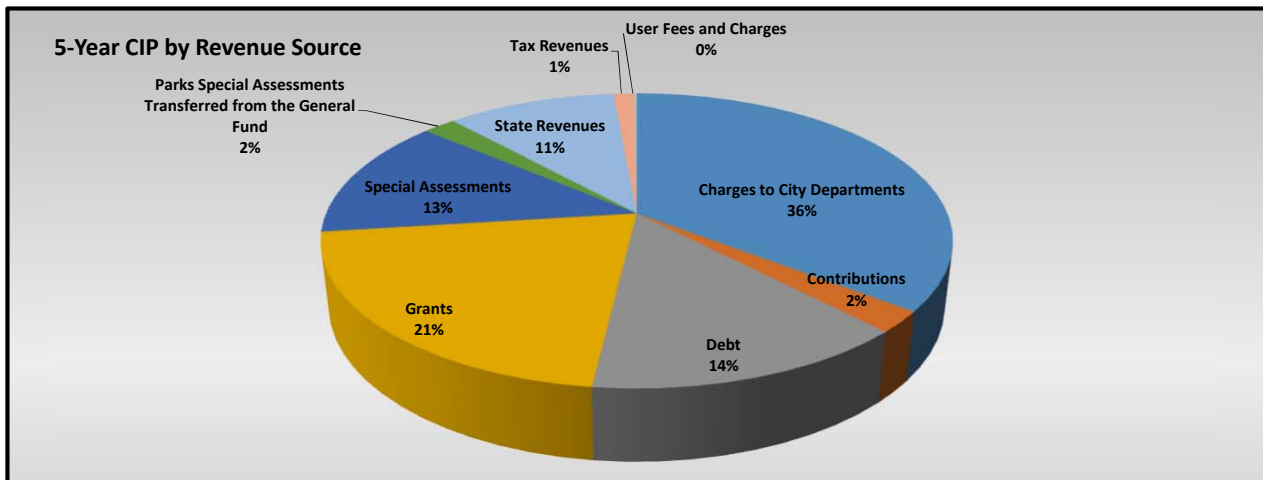
# FY 2026 - 2030 CAPITAL IMPROVEMENT PLAN SUMMARIES

## CIP OVERVIEW



### PROJECTS BY REVENUE SOURCE

Revenue Source	FY 2026	FY 2027	FY 2028	FY 2029	FY 2030	Total
Charges to City Departments	35,166,192	39,790,193	34,381,192	37,627,081	50,760,194	197,724,852
Contributions	11,582,986	400,000	814,080	137,900	50,000	12,984,966
Debt	35,808,000	7,614,000	23,712,540	8,017,000	3,243,000	78,394,540
Grants	10,351,497	36,071,879	23,742,438	28,877,100	18,690,000	117,732,914
Special Assessments	8,063,000	13,631,000	17,215,000	18,884,000	15,982,000	73,775,000
Parks Special Assessments Transferred from the General Fund	2,575,000	2,450,000	2,605,025	1,200,000	2,300,000	11,130,025
State Revenues	8,270,000	30,108,000	8,890,000	3,195,000	7,139,000	57,602,000
Tax Revenues	541,494	918,498	1,352,769	4,147,500	10,000	6,970,261
User Fees and Charges	53,000	-	600,000	300,000	-	953,000
<b>Total Capital Improvement Plan</b>	<b>112,411,169</b>	<b>130,983,570</b>	<b>113,313,044</b>	<b>102,385,581</b>	<b>98,174,194</b>	<b>557,267,558</b>



# CIP Projects by Department & Project Category



# FY 2026 - 2030 CAPITAL IMPROVEMENT PLAN SUMMARIES

## FUNDING BY DEPARTMENT AND PROJECT CATEGORY

### AVIATION AND TRANSIT DEPARTMENT

#### AIRPORT PROJECTS

Project Name	FY 2026	FY 2027	FY 2028	FY 2029	FY 2030	Total
Cargo Ramp Rehabilitation	-	-	3,666,666	3,666,666	-	7,333,332
Interior Terminal Rehab Phases I, II, III	15,000,000	17,800,000	-	-	-	32,800,000
New Airport Operations Building	-	-	-	-	20,000,000	20,000,000
New Taxi Lane for West end Hangar Development	1,250,000	-	-	-	-	1,250,000
Parking Garage Phase I	-	-	-	-	25,000,000	25,000,000
Parking Garage Planning and Design	-	-	5,000,000	-	-	5,000,000
Pavement Condition Index Survey	-	-	83,333	-	-	83,333
Public Ramp - North Side Expansion	-	-	-	2,222,222	-	2,222,222
Rehab of Incursion & Fuel Farm Roads	-	2,200,000	-	-	-	2,200,000
Rehab Overlook Drive	1,200,000	-	-	-	-	1,200,000
Rehab Runway 10L/28R	-	-	-	8,000,000	-	8,000,000
Rehab Terminal Loop	550,000	-	-	-	-	550,000
Remove Hangars at Business Park 1-4	-	-	-	250,000	-	250,000
Storm Water Pond E Improvements	2,222,000	-	-	-	-	2,222,000
Taxiway B Reconstruction	-	-	1,888,000	-	-	1,888,000
Taxiway C Hotspot Corrections	-	900,000	-	-	-	900,000
Utility Improvements for Business Park	-	-	2,000,000	-	-	2,000,000
<b>Total Airport Projects</b>	<b>20,222,000</b>	<b>20,900,000</b>	<b>12,637,999</b>	<b>14,138,888</b>	<b>45,000,000</b>	<b>112,898,887</b>

#### MET TRANSIT PROJECTS

Project Name	FY 2026	FY 2027	FY 2028	FY 2029	FY 2030	Total
Downtown Transfer Center Remodel and Amenities	609,500	-	-	-	-	609,500
Heights Transfer Center	-	-	3,175,000	-	-	3,175,000
MET Access Control Updates	72,450	-	-	-	-	72,450
MET Transit Low/No Emission Maintenance Facility	-	-	-	18,687,500	-	18,687,500
Stewart Park Passenger Amenities	-	290,000	-	-	-	290,000
Update to Bus Stop Infrastructure	50,000	82,000	50,000	50,000	50,000	282,000
<b>Total MET Transit Projects</b>	<b>731,950</b>	<b>372,000</b>	<b>3,225,000</b>	<b>18,737,500</b>	<b>50,000</b>	<b>23,116,450</b>

<b>AVIATION AND TRANSIT DEPARTMENT TOTAL</b>	<b>20,953,950</b>	<b>21,272,000</b>	<b>15,862,999</b>	<b>32,876,388</b>	<b>45,050,000</b>	<b>136,015,337</b>
--	-------------------	-------------------	-------------------	-------------------	-------------------	--------------------

### CITY ADMINISTRATION

#### FACILITIES PROJECTS

Project Name	FY 2026	FY 2027	FY 2028	FY 2029	FY 2030	Total
BOC Asphalt Repairs	-	-	-	3,000,000	-	3,000,000
BOC Evidence Impound Lot Expansion	23,000	-	1,100,000	-	-	1,123,000
BOC FACP Replacement	30,000	-	-	-	-	30,000
BOC Fleet Expansion	-	-	-	2,150,000	-	2,150,000
BOC New Wash Bays	-	-	2,540,000	-	-	2,540,000
New City Hall 3rd Floor HVAC Upgrade	-	-	1,147,540	-	-	1,147,540
New City Hall Boilers Upgrade	-	-	615,000	-	-	615,000
New City Hall Cooling Towers Replacement	-	-	320,000	-	-	320,000
New City Hall Roof Replacement	-	-	1,025,000	-	-	1,025,000
New City Hall Windows	-	-	40,000	-	-	40,000
YVAS Roof Replacement	-	-	180,000	-	-	180,000
<b>Total Facilities Projects</b>	<b>53,000</b>	<b>-</b>	<b>6,967,540</b>	<b>5,150,000</b>	<b>-</b>	<b>12,170,540</b>

#### PARKING PROJECTS

Project Name	FY 2026	FY 2027	FY 2028	FY 2029	FY 2030	Total
Painting and Signage Update	-	-	-	-	155,194	155,194
Repair and Preventative Maintenance on Park I, II, III	163,192	163,193	163,193	163,193	-	652,771
<b>Total Parking Projects</b>	<b>163,192</b>	<b>163,193</b>	<b>163,193</b>	<b>163,193</b>	<b>155,194</b>	<b>807,965</b>

<b>CITY ADMINISTRATION DIVISION TOTAL</b>	<b>216,192</b>	<b>163,193</b>	<b>7,130,733</b>	<b>5,313,193</b>	<b>155,194</b>	<b>12,978,505</b>
---	----------------	----------------	------------------	------------------	----------------	-------------------

## FIRE DEPARTMENT

### FIRE PROJECTS

Project Name	FY 2026	FY 2027	FY 2028	FY 2029	FY 2030	Total
BFD Asphalt & Concrete	-	-	30,000	400,000	-	430,000
Fire Station 1 Remodel	40,000	505,000	-	-	-	545,000
Fire Station 2 Boiler Replacement	110,372	-	-	-	-	110,372
Fire Station 4 Generator Replacement	-	89,098	-	-	-	89,098
Fire Station 5 Remodel	214,732	-	-	-	-	214,732
Fire Station 6 Parking Drainage	30,000	250,000	-	-	-	280,000
Fire Station 9	-	-	200,000	6,900,000	-	7,100,000
UST Upgrade and AST Installations	-	-	177,769	-	-	177,769
<b>Total Fire Projects</b>	<b>395,104</b>	<b>844,098</b>	<b>407,769</b>	<b>7,300,000</b>	<b>-</b>	<b>8,946,971</b>

<b>FIRE DEPARTMENT TOTAL</b>	<b>395,104</b>	<b>844,098</b>	<b>407,769</b>	<b>7,300,000</b>	<b>-</b>	<b>8,946,971</b>
------------------------------	----------------	----------------	----------------	------------------	----------	------------------

## PARKS AND RECREATION DEPARTMENT

### PARKS AND RECREATION PROJECTS

Project Name	FY 2026	FY 2027	FY 2028	FY 2029	FY 2030	Total
Amend Park Rec Center	22,000,000	-	-	-	-	22,000,000
Amend Park Turf Field	1,800,000	-	-	-	-	1,800,000
Boulder Park Irrigation Replacement	-	-	-	-	350,000	350,000
Burg Park Playground Replacement	-	-	300,000	-	-	300,000
Centennial Event/ Picnic Shelters & Athletic Courts	-	-	-	-	1,000,000	1,000,000
Centennial Park Playground	-	1,000,000	-	-	-	1,000,000
Copper Ridge Shelter	100,000	-	-	-	-	100,000
Cottonwood Park	492,986	350,000	200,000	200,000	600,000	1,842,986
Dehler Park Ball Field Replacement	-	-	449,080	-	-	449,080
Edgerton Playground Replacement & Restroom Remodel	-	-	500,000	-	-	500,000
Francis Park Playground Replacement	-	-	-	100,000	-	100,000
Gorham Park Playground Replacement	-	-	300,000	-	-	300,000
Hawthorne Park Wading Pool Replacement	-	-	200,000	500,000	-	700,000
High Sierra Dog Park Sidewalks	90,000	-	-	-	-	90,000
Irrigation Automation at Burlington Park	-	-	305,025	-	-	305,025
Irrigation Automation Spring Creek and Evergreen Parks	500,000	-	-	-	-	500,000
Millice Park Irrigation Replacement	400,000	-	-	-	-	400,000
North Park Community Change Grant	2,105,937	9,664,279	2,717,438	-	-	14,487,654
Pioneer Park Wading Pool Replacement	-	-	200,000	500,000	-	700,000
Poly Vista Park Splash Pad Development	-	500,000	-	-	-	500,000
Resurface trail in Riverfront Park	400,000	-	-	-	-	400,000
Rose Park Tennis Courts Replacement	-	-	600,000	-	-	600,000
Rose Pool Perimeter Fence Replacement	200,000	-	-	-	-	200,000
Sidewalk repairs through out the park system	100,000	100,000	-	-	-	200,000
South & East shops building repairs	300,000	-	-	-	-	300,000
South Park Pool Renovation	10,400,000	-	-	-	-	10,400,000
Stewart Park Playground Replacement	400,000	-	-	-	-	400,000
Unita Park Playground Replacement	-	-	-	100,000	-	100,000
Various Trail Repairs	100,000	100,000	-	-	-	200,000
Veterans Park Playground Replacement	-	400,000	-	-	-	400,000
Waldon Grove Park Playground Replacement	-	-	-	100,000	-	100,000
Walsh Park Playground Replacement	-	-	-	-	350,000	350,000
Water Reservoir Site Improvements	-	6,000,000	-	-	-	6,000,000
<b>Total Park and Recreation Projects</b>	<b>39,388,923</b>	<b>18,114,279</b>	<b>5,771,543</b>	<b>1,500,000</b>	<b>2,300,000</b>	<b>67,074,745</b>

### CEMETERY PROJECTS

Project Name	FY 2026	FY 2027	FY 2028	FY 2029	FY 2030	Total
Mountview Cemetery Spreading Garden	125,000	-	-	-	-	125,000
Mountview Cemetery Veteran Section Barrier	150,000	-	-	-	-	150,000
<b>Total Cemetery Projects</b>	<b>275,000</b>	<b>-</b>	<b>-</b>	<b>-</b>	<b>-</b>	<b>275,000</b>

<b>PARKS AND RECREATION DEPT TOTAL</b>	<b>39,663,923</b>	<b>18,114,279</b>	<b>5,771,543</b>	<b>1,500,000</b>	<b>2,300,000</b>	<b>67,349,745</b>
--	-------------------	-------------------	------------------	------------------	------------------	-------------------

## PLANNING DEPARTMENT

### TRANSPORTATION PROJECTS

Project Name	FY 2026	FY 2027	FY 2028	FY 2029	FY 2030	Total
25th Street Bridge	-	-	5,455,000	-	-	5,455,000
5th Avenue Corridor East	-	-	8,000,000	-	-	8,000,000
Alkali Creek Trail Connection	-	490,000	-	-	-	490,000
Downtown BBWA Corridor Trail/On Street Facilities	-	-	500,000	-	-	500,000
Downtown-Coulson Park Trail Connection	-	740,000	-	-	-	740,000
Highway 3 Underpass	-	1,000,000	-	-	-	1,000,000
N. 27th Street Side Path	-	-	-	1,700,000	-	1,700,000
Trail Connector from King Ave West to TransTech Center	-	-	-	-	700,000	700,000
<b>Total Transportation Projects</b>	-	<b>2,230,000</b>	<b>13,955,000</b>	<b>1,700,000</b>	<b>700,000</b>	<b>18,585,000</b>

<b>PLANNING DEPARTMENT TOTAL</b>	-	<b>2,230,000</b>	<b>13,955,000</b>	<b>1,700,000</b>	<b>700,000</b>	<b>18,585,000</b>
----------------------------------	---	------------------	-------------------	------------------	----------------	-------------------

## PUBLIC WORKS DEPARTMENT

### SOLID WASTE PROJECTS

Project Name	FY 2026	FY 2027	FY 2028	FY 2029	FY 2030	Total
Landfill Cell 6 Expansion & Leachate Pond	-	2,388,000	13,941,000	-	-	16,329,000
Landfill Household Hazardous Waste Facility	824,000	-	-	-	-	824,000
Landfill Lift 2 - Horizontal Gas Wells	906,000	-	-	-	-	906,000
Landfill Lift 3 - Horizontal Gas Wells	-	933,000	-	-	-	933,000
Landfill Paving and Push Walls - Compost Facility	1,030,000	-	-	-	-	1,030,000
<b>Total Solid Waste Projects</b>	<b>2,760,000</b>	<b>3,321,000</b>	<b>13,941,000</b>	-	-	<b>20,022,000</b>

### STORM PROJECTS

Project Name	FY 2026	FY 2027	FY 2028	FY 2029	FY 2030	Total
48th Str Storm Drain Into Snow Ditch	-	-	-	-	270,000	270,000
Annual Boulder Pit Upgrades & Replacements	-	444,000	458,000	472,000	486,000	1,860,000
Annual Detention Pond Upgrades	-	297,000	306,000	315,000	324,000	1,242,000
Annual Local Area Capital Improvements	175,000	180,000	185,000	191,000	197,000	928,000
Annual Storm Sewer Rehabilitation Program	-	-	700,000	950,000	1,296,000	2,946,000
Annual Water Quality Improvements	250,000	300,000	360,000	430,000	579,000	1,919,000
Annual Yellowstone River Flood Protection	110,000	113,000	117,000	120,000	124,000	584,000
Broadwater Avenue & Shiloh Storm Drain Improvements	400,000	3,500,000	-	-	-	3,900,000
East Lane Elysian Road to Detention Pond	-	-	-	-	400,000	400,000
Expo & 1st Avenue North Storm Drain Contribution	-	-	1,400,000	-	-	1,400,000
Grand Ave Crossing & Arnold Drain Regional Detention	3,200,000	-	-	-	-	3,200,000
Hougan's Slough Improvements	-	-	-	130,000	1,150,000	1,280,000
Snow Ditch Improvements	-	-	-	-	200,000	200,000
West End Regional Detention Facility	1,763,000	-	-	-	-	1,763,000
Yellowstone River Outfall Improvements	-	500,000	4,500,000	-	-	5,000,000
<b>Total Storm Projects</b>	<b>5,898,000</b>	<b>5,334,000</b>	<b>8,026,000</b>	<b>2,608,000</b>	<b>5,026,000</b>	<b>26,892,000</b>

### TRANSPORTATION PROJECTS

Project Name	FY 2026	FY 2027	FY 2028	FY 2029	FY 2030	Total
21st Street - Underpass Improvements	-	-	5,000,000	-	-	5,000,000
54th Street West - Grand to Rimrock	-	-	900,000	7,700,000	-	8,600,000
Annual ADA Replacement	260,000	260,000	260,000	260,000	260,000	1,300,000
Annual Gravel Street Reconstruction	1,350,000	1,375,000	1,400,000	1,428,000	1,456,000	7,009,000
Annual Intersection Improvements	572,000	589,000	460,000	625,000	643,000	2,889,000
Annual Misc. Curb, Gutter, and Sidewalk Program	1,030,000	1,050,000	1,100,000	1,135,000	1,170,000	5,485,000
Annual PAVER Program	4,300,000	4,700,000	5,200,000	5,700,000	6,300,000	26,200,000
Annual Pedestrian Crossings	110,000	115,000	120,000	125,000	129,000	599,000
Annual SIDs	1,050,000	1,050,000	1,050,000	1,050,000	1,050,000	5,250,000
Annual SRTS (Non-sidewalk)	700,000	700,000	700,000	700,000	700,000	3,500,000
Annual Street Reconstruction	2,680,000	2,760,000	2,842,000	2,927,000	3,015,000	14,224,000
Annual Traffic Calming	150,000	200,000	250,000	250,000	250,000	1,100,000
Annual Travel Corridor Coordination	56,000	58,000	61,000	63,000	65,000	303,000
Daniels Street - King Ave to Industrial Ave	-	-	-	700,000	6,600,000	7,300,000
Elysian Road - South Frontage Road to Annafeld Roundabout	-	-	-	-	700,000	700,000
Grand Avenue - 43rd Street West to 62nd Street West	600,000	24,500,000	-	-	-	25,100,000
Monad Road -Daniels Street To Moore Lane	660,000	5,310,000	-	-	-	5,970,000
Rimrock Road Improvements - 54th to 62nd	10,035,000	-	-	-	-	10,035,000
Rimrock Road Improvements - Clearview Drive to 54th Street	475,000	4,403,000	-	-	-	4,878,000
Transportation Community Change Grant	800,000	6,900,000	-	-	-	7,700,000
Wicks Lane - Hawthorne Lane to Bitterroot Road	-	380,000	3,220,000	-	-	3,600,000
<b>Total Transportation Projects</b>	<b>24,828,000</b>	<b>54,350,000</b>	<b>22,563,000</b>	<b>22,663,000</b>	<b>22,338,000</b>	<b>146,742,000</b>

## UTILITY PROJECTS

Project Name	FY 2026	FY 2027	FY 2028	FY 2029	FY 2030	Total
Wastewater - Annual Line Extensions	1,000,000	1,000,000	1,000,000	-	-	3,000,000
Wastewater - Annual Main Replacements	6,300,000	6,800,000	7,400,000	8,000,000	8,800,000	37,300,000
Wastewater - Annual Treatment Plant Campus Electrical	300,000	300,000	300,000	300,000	300,000	1,500,000
Wastewater - Buried Digester Gas & Sludge Pipe Replacement	536,000	-	-	-	-	536,000
Wastewater - Digester Gas Interior Piping Replacement	1,290,000	-	-	-	-	1,290,000
Wastewater - Grand Avenue Sewer Extension	-	885,000	-	-	-	885,000
Wastewater - Highway 3 Sanitary Sewer	-	-	200,000	1,500,000	-	1,700,000
Wastewater - Hydrogen Sulfide Mitigation	-	520,000	-	-	-	520,000
Wastewater - Monad Sewer Extension	-	530,000	4,800,000	-	-	5,330,000
Wastewater - Rehberg Ranch Lift Station	-	-	-	-	180,000	180,000
Wastewater Compensation Agreements	300,000	300,000	300,000	300,000	300,000	1,500,000
Water - Annual Line Extensions	1,000,000	1,000,000	1,000,000	-	-	3,000,000
Water - Annual Main Replacements	5,315,000	5,320,000	6,740,000	7,000,000	7,800,000	32,175,000
Water - Annual Treatment Plant Electrical Improvements	200,000	500,000	315,000	325,000	250,000	1,590,000
Water - Fox Reservoir #1 Replacement	-	-	-	-	440,000	440,000
Water - Grand Avenue Water Line Extension - 60th to 62nd	-	700,000	-	-	-	700,000
Water - Skyway Drive Waterline Loop	-	-	-	300,000	2,900,000	3,200,000
Water - South 32nd St W/I-90/S Frontage Loop	-	-	-	-	325,000	325,000
Water - Storage Improvements (Zone 1)	-	7,200,000	-	-	-	7,200,000
Water - Treatment Plant 750 kW Solar PV Generation	-	-	-	-	1,010,000	1,010,000
Water - Treatment Plant Air Scour Line Replacement	1,050,000	-	-	-	-	1,050,000
Water - Treatment Plant Leaks Mitigation	-	-	2,200,000	-	-	2,200,000
Water - Treatment Plant Post Chlorination Improvements	105,000	-	-	-	-	105,000
Water - Zone 6 Storage and Looping Improvements	-	-	1,100,000	10,400,000	-	11,500,000
Water Compensation Agreements	300,000	300,000	300,000	300,000	300,000	1,500,000
<b>Total Utility Projects</b>	<b>17,696,000</b>	<b>25,355,000</b>	<b>25,655,000</b>	<b>28,425,000</b>	<b>22,605,000</b>	<b>119,736,000</b>

<b>PUBLIC WORKS DEPARTMENT TOTAL</b>	<b>51,182,000</b>	<b>88,360,000</b>	<b>70,185,000</b>	<b>53,696,000</b>	<b>49,969,000</b>	<b>313,392,000</b>
--------------------------------------	-------------------	-------------------	-------------------	-------------------	-------------------	--------------------

	FY 2026	FY 2027	FY 2028	FY 2029	FY 2030	Total
<b>TOTAL ALL DEPARTMENTS</b>	<b>112,411,169</b>	<b>130,983,570</b>	<b>113,313,044</b>	<b>102,385,581</b>	<b>98,174,194</b>	<b>557,267,558</b>

# CIP Projects by Fund



## FY 2026 - 2030 CAPITAL IMPROVEMENT PLAN SUMMARIES FUNDING BY FUND

### CAPITAL PROJECT FUNDS

#### SIDEWALK AND CURB DISTRICTS FUND

Project Name	FY 2026	FY 2027	FY 2028	FY 2029	FY 2030	Total
Annual Misc. Curb, Gutter, and Sidewalk Program	640,000	650,000	680,000	700,000	720,000	3,390,000
Annual Street Reconstruction	780,000	810,000	842,000	867,000	905,000	4,204,000
Wicks Lane - Hawthorne Lane to Bitterroot Road	-	30,000	300,000	-	-	330,000
<b>TOTAL SIDEWALK AND CURB DISTRICTS FUND</b>	<b>1,420,000</b>	<b>1,490,000</b>	<b>1,822,000</b>	<b>1,567,000</b>	<b>1,625,000</b>	<b>7,924,000</b>

#### SPECIAL IMPROVEMENT DISTRICTS (SID) FUND

Project Name	FY 2026	FY 2027	FY 2028	FY 2029	FY 2030	Total
Annual Gravel Street Reconstruction	550,000	565,000	582,000	600,000	618,000	2,915,000
Annual SIDs	1,000,000	1,000,000	1,000,000	1,000,000	1,000,000	5,000,000
<b>TOTAL SPECIAL IMPROVEMENT DISTRICTS (SID) FUND</b>	<b>1,550,000</b>	<b>1,565,000</b>	<b>1,582,000</b>	<b>1,600,000</b>	<b>1,618,000</b>	<b>7,915,000</b>

### ENTERPRISE FUNDS

#### AIRPORT FUND

Project Name	FY 2026	FY 2027	FY 2028	FY 2029	FY 2030	Total
Cargo Ramp Rehabilitation	-	-	3,666,666	3,666,666	-	7,333,332
Interior Terminal Rehab Phases I, II, III	15,000,000	17,800,000	-	-	-	32,800,000
New Airport Operations Building	-	-	-	-	20,000,000	20,000,000
New Taxiway for West end Hangar Development	1,250,000	-	-	-	-	1,250,000
Parking Garage Phase I	-	-	-	-	25,000,000	25,000,000
Parking Garage Planning and Design	-	-	5,000,000	-	-	5,000,000
Pavement Condition Index Survey	-	-	83,333	-	-	83,333
Public Ramp - North Side Expansion	-	-	-	2,222,222	-	2,222,222
Rehab of Incursion & Fuel Farm Roads	-	2,200,000	-	-	-	2,200,000
Rehab Overlook Drive	1,200,000	-	-	-	-	1,200,000
Rehab Runway 10L/28R	-	-	-	8,000,000	-	8,000,000
Rehab Terminal Loop	550,000	-	-	-	-	550,000
Remove Hangars at Business Park 1-4	-	-	-	250,000	-	250,000
Storm Water Pond E Improvements	2,222,000	-	-	-	-	2,222,000
Taxiway B Reconstruction	-	-	1,888,000	-	-	1,888,000
Taxiway C Hotspot Corrections	-	900,000	-	-	-	900,000
Utility Improvements for Business Park	-	-	2,000,000	-	-	2,000,000
<b>TOTAL AIRPORT FUND</b>	<b>20,222,000</b>	<b>20,900,000</b>	<b>12,637,999</b>	<b>14,138,888</b>	<b>45,000,000</b>	<b>112,898,887</b>

#### PARKING FUND

Project Name	FY 2026	FY 2027	FY 2028	FY 2029	FY 2030	Total
Painting and Signage Update	-	-	-	-	155,194	155,194
Repair and Preventative Maintenance on Park I, II, III	163,192	163,193	163,193	163,193	-	652,771
<b>TOTAL PARKING FUND</b>	<b>163,192</b>	<b>163,193</b>	<b>163,193</b>	<b>163,193</b>	<b>155,194</b>	<b>807,965</b>

## SOLID WASTE FUND

Project Name	FY 2026	FY 2027	FY 2028	FY 2029	FY 2030	Total
Landfill Cell 6 Expansion & Leachate Pond	-	2,388,000	13,941,000	-	-	16,329,000
Landfill Household Hazardous Waste Facility	824,000	-	-	-	-	824,000
Landfill Lift 2 - Horizontal Gas Wells	906,000	-	-	-	-	906,000
Landfill Lift 3 - Horizontal Gas Wells	-	933,000	-	-	-	933,000
Landfill Paving and Push Walls - Compost Facility	1,030,000	-	-	-	-	1,030,000
<b>TOTAL SOLID WASTE FUND</b>	<b>2,760,000</b>	<b>3,321,000</b>	<b>13,941,000</b>	<b>-</b>	<b>-</b>	<b>20,022,000</b>

## TRANSIT FUND

Project Name	FY 2026	FY 2027	FY 2028	FY 2029	FY 2030	Total
Downtown Transfer Center Remodel and Amenities	609,500	-	-	-	-	609,500
Heights Transfer Center	-	-	3,175,000	-	-	3,175,000
MET Access Control Updates	72,450	-	-	-	-	72,450
MET Transit Low/No Emission Maintenance Facility	-	-	-	18,687,500	-	18,687,500
Stewart Park Passenger Amenities	-	290,000	-	-	-	290,000
Update to Bus Stop Infrastructure	50,000	82,000	50,000	50,000	50,000	282,000
<b>TOTAL TRANSIT FUND</b>	<b>731,950</b>	<b>372,000</b>	<b>3,225,000</b>	<b>18,737,500</b>	<b>50,000</b>	<b>23,116,450</b>

## WASTEWATER FUND

Project Name	FY 2026	FY 2027	FY 2028	FY 2029	FY 2030	Total
Wastewater - Annual Line Extensions	1,000,000	1,000,000	1,000,000	-	-	3,000,000
Wastewater - Annual Main Replacements	6,300,000	6,800,000	7,400,000	8,000,000	8,800,000	37,300,000
Wastewater - Annual Treatment Plant Campus Electrical	300,000	300,000	300,000	300,000	300,000	1,500,000
Wastewater - Buried Digester Gas & Sludge Pipe Replacement	536,000	-	-	-	-	536,000
Wastewater - Digester Gas Interior Piping Replacement	1,290,000	-	-	-	-	1,290,000
Wastewater - Grand Avenue Sewer Extension	-	885,000	-	-	-	885,000
Wastewater - Highway 3 Sanitary Sewer	-	-	200,000	1,500,000	-	1,700,000
Wastewater - Hydrogen Sulfide Mitigation	-	520,000	-	-	-	520,000
Wastewater - Monad Sewer Extension	-	530,000	4,800,000	-	-	5,330,000
Wastewater - Rehberg Ranch Lift Station	-	-	-	-	180,000	180,000
Wastewater Compensation Agreements	300,000	300,000	300,000	300,000	300,000	1,500,000
<b>TOTAL WASTEWATER FUND</b>	<b>9,726,000</b>	<b>10,335,000</b>	<b>14,000,000</b>	<b>10,100,000</b>	<b>9,580,000</b>	<b>53,741,000</b>

## WATER FUND

Project Name	FY 2026	FY 2027	FY 2028	FY 2029	FY 2030	Total
Annual Gravel Street Reconstruction	500,000	500,000	500,000	500,000	500,000	2,500,000
Annual Street Reconstruction	500,000	500,000	500,000	500,000	500,000	2,500,000
Monad Road -Daniels Street To Moore Lane	85,000	720,000	-	-	-	805,000
Water - Annual Line Extensions	1,000,000	1,000,000	1,000,000	-	-	3,000,000
Water - Annual Main Replacements	5,315,000	5,320,000	6,740,000	7,000,000	7,800,000	32,175,000
Water - Annual Treatment Plant Electrical Improvements	200,000	500,000	315,000	325,000	250,000	1,590,000
Water - Fox Reservoir #1 Replacement	-	-	-	-	440,000	440,000
Water - Grand Avenue Water Line Extension - 60th to 62nd	-	700,000	-	-	-	700,000
Water - Skyway Drive Waterline Loop	-	-	-	300,000	2,900,000	3,200,000
Water - South 32nd St W/1-90/S Frontage Loop	-	-	-	-	325,000	325,000
Water - Storage Improvements (Zone 1)	-	7,200,000	-	-	-	7,200,000
Water - Treatment Plant 750 kW Solar PV Generation	-	-	-	-	1,010,000	1,010,000
Water - Treatment Plant Air Scour Line Replacement	1,050,000	-	-	-	-	1,050,000
Water - Treatment Plant Leaks Mitigation	-	-	2,200,000	-	-	2,200,000
Water - Treatment Plant Post Chlorination Improvements	105,000	-	-	-	-	105,000
Water - Zone 6 Storage and Looping Improvements	-	-	1,100,000	10,400,000	-	11,500,000
Water Compensation Agreements	300,000	300,000	300,000	300,000	300,000	1,500,000
<b>TOTAL WATER FUND</b>	<b>9,055,000</b>	<b>16,740,000</b>	<b>12,655,000</b>	<b>19,325,000</b>	<b>14,025,000</b>	<b>71,800,000</b>

## INTERNAL SERVICE FUNDS

### FACILITIES MANAGEMENT FUND

Project Name	FY 2026	FY 2027	FY 2028	FY 2029	FY 2030	Total
BOC Asphalt Repairs	-	-	-	3,000,000	-	3,000,000
BOC Evidence Impound Lot Expansion	23,000	-	1,100,000	-	-	1,123,000
BOC FACP Replacement	30,000	-	-	-	-	30,000
BOC Fleet Expansion	-	-	-	2,150,000	-	2,150,000
BOC New Wash Bays	-	-	2,540,000	-	-	2,540,000
New City Hall 3rd Floor HVAC Upgrade	-	-	1,147,540	-	-	1,147,540
New City Hall Boilers Upgrade	-	-	615,000	-	-	615,000
New City Hall Cooling Towers Replacement	-	-	320,000	-	-	320,000
New City Hall Roof Replacement	-	-	1,025,000	-	-	1,025,000
New City Hall Windows	-	-	40,000	-	-	40,000
YVAS Roof Replacement	-	-	180,000	-	-	180,000
TOTAL FACILITIES MANAGEMENT FUND	53,000	-	6,967,540	5,150,000	-	12,170,540

## SPECIAL REVENUE FUNDS

### BASEBALL FIELD/STADIUM DONATIONS for CAPITAL MAINT FUND

Project Name	FY 2026	FY 2027	FY 2028	FY 2029	FY 2030	Total
Dehler Park Ball Field Replacement	-	-	449,080	-	-	449,080
TOTAL DEHLER PARK CAPITAL FUND	-	-	449,080	-	-	449,080

### PUBLIC SAFETY FUND

Project Name	FY 2026	FY 2027	FY 2028	FY 2029	FY 2030	Total
BFD Asphalt & Concrete	-	-	30,000	400,000	-	430,000
Fire Station 1 Remodel	40,000	505,000	-	-	-	545,000
Fire Station 2 Boiler Replacement	110,372	-	-	-	-	110,372
Fire Station 4 Generator Replacement	-	89,098	-	-	-	89,098
Fire Station 5 Remodel	214,732	-	-	-	-	214,732
Fire Station 6 Parking Drainage	30,000	250,000	-	-	-	280,000
Fire Station 9	-	-	200,000	-	-	200,000
UST Upgrade and AST Installations	-	-	177,769	-	-	177,769
TOTAL PUBLIC SAFETY FUND	395,104	844,098	407,769	400,000	-	2,046,971

**EAST TAX INCREMENT FUND**

Project Name	FY 2026	FY 2027	FY 2028	FY 2029	FY 2030	Total
5th Avenue Corridor East	-	-	300,000	-	-	300,000
<b>TOTAL EAST TAX INCREMENT FUND</b>	-	-	<b>300,000</b>	-	-	<b>300,000</b>

**SOUTH TAX INCREMENT FUND**

Project Name	FY 2026	FY 2027	FY 2028	FY 2029	FY 2030	Total
Amend Park Rec Center	22,000,000	-	-	-	-	22,000,000
Amend Park Turf Field	1,800,000	-	-	-	-	1,800,000
<b>TOTAL SOUTH TAX INCREMENT FUND</b>	<b>23,800,000</b>	-	-	-	-	<b>23,800,000</b>

**GAS TAX FUND**

Project Name	FY 2026	FY 2027	FY 2028	FY 2029	FY 2030	Total
Annual ADA Replacement	260,000	260,000	260,000	260,000	260,000	1,300,000
Annual Misc. Curb, Gutter, and Sidewalk Program	390,000	400,000	420,000	435,000	450,000	2,095,000
Annual Pedestrian Crossings	110,000	115,000	120,000	125,000	129,000	599,000
Annual SIDs	50,000	50,000	50,000	50,000	50,000	250,000
Annual SRTS (Non-sidewalk)	700,000	700,000	700,000	700,000	700,000	3,500,000
Annual Traffic Calming	150,000	200,000	250,000	250,000	250,000	1,100,000
Daniels Street - King Ave to Industrial Ave	-	-	-	700,000	4,600,000	5,300,000
Elysian Road - South Frontage Road to Annafeld Roundabout	-	-	-	-	700,000	700,000
Grand Avenue - 43rd Street West to 62nd Street West	-	185,000	-	-	-	185,000
Rimrock Road Improvements - 54th to 62nd	6,135,000	-	-	-	-	6,135,000
Rimrock Road Improvements - Clearview Drive to 54th Street	375,000	3,403,000	-	-	-	3,778,000
Wicks Lane - Hawthorne Lane to Bitterroot Road	-	250,000	2,170,000	-	-	2,420,000
<b>TOTAL GAS TAX FUND</b>	<b>8,170,000</b>	<b>5,563,000</b>	<b>3,970,000</b>	<b>2,520,000</b>	<b>7,139,000</b>	<b>27,362,000</b>

**PARK MAINTENANCE DISTRICTS (PMD'S)**

Project Name	FY 2026	FY 2027	FY 2028	FY 2029	FY 2030	Total
Francis Park Playground Replacement	-	-	-	100,000	-	100,000
Unita Park Playground Replacement	-	-	-	100,000	-	100,000
Waldon Grove Park Playground Replacement	-	-	-	100,000	-	100,000
<b>TOTAL PARK MAINTENANCE DISTRICTS (PMD'S)</b>	-	-	-	<b>300,000</b>	-	<b>300,000</b>

**PARKS PROGRAM FUND**

Project Name	FY 2026	FY 2027	FY 2028	FY 2029	FY 2030	Total
Copper Ridge Shelter	100,000	-	-	-	-	100,000
Cottonwood Park	492,986	-	-	-	-	492,986
High Sierra Dog Park Sidewalks	90,000	-	-	-	-	90,000
<b>TOTAL PARKS PROGRAM FUND</b>	<b>682,986</b>	-	-	-	-	<b>682,986</b>

**PARKS & RECREATION OPERATIONS FUND \*\***

Project Name	FY 2026	FY 2027	FY 2028	FY 2029	FY 2030	Total
Boulder Park Irrigation Replacement	-	-	-	-	350,000	350,000
Burg Park Playground Replacement	-	-	300,000	-	-	300,000
Centennial Event/ Picnic Shelters & Athletic Courts	-	-	-	-	1,000,000	1,000,000
Centennial Park Playground	-	1,000,000	-	-	-	1,000,000
Cottonwood Park	-	350,000	200,000	200,000	600,000	1,350,000
Edgerton Playground Replacement & Restroom Remodel	-	-	500,000	-	-	500,000
Gorham Park Playground Replacement	-	-	300,000	-	-	300,000
Hawthorne Park Wading Pool Replacement	-	-	200,000	500,000	-	700,000
Irrigation Automation at Burlington Park	-	-	305,025	-	-	305,025
Irrigation Automation Spring Creek and Evergreen Parks	500,000	-	-	-	-	500,000
Millice Park Irrigation Replacement	300,000	-	-	-	-	300,000
Mountview Cemetery Spreading Garden	125,000	-	-	-	-	125,000
Mountview Cemetery Veteran Section Barrier	150,000	-	-	-	-	150,000
Pioneer Park Wading Pool Replacement	-	-	200,000	500,000	-	700,000
Poly Vista Park Splash Pad Development	-	500,000	-	-	-	500,000
Resurface trail in Riverfront Park	400,000	-	-	-	-	400,000
Rose Park Tennis Courts Replacement	-	-	600,000	-	-	600,000
Rose Pool Perimeter Fence Replacement	200,000	-	-	-	-	200,000
Sidewalk repairs through out the park system	100,000	100,000	-	-	-	200,000
South & East shops building repairs	300,000	-	-	-	-	300,000
Stewart Park Playground Replacement	400,000	-	-	-	-	400,000
Various Trail Repairs	100,000	100,000	-	-	-	200,000
Veterans Park Playground Replacement	-	400,000	-	-	-	400,000
Walsh Park Playground Replacement	-	-	-	-	350,000	350,000
<b>TOTAL PARKS &amp; RECREATION OPERATIONS FUND **</b>	<b>2,575,000</b>	<b>2,450,000</b>	<b>2,605,025</b>	<b>1,200,000</b>	<b>2,300,000</b>	<b>11,130,025</b>

**STORM FUND**

Project Name	FY 2026	FY 2027	FY 2028	FY 2029	FY 2030	Total
48th Str Storm Drain Into Snow Ditch	-	-	-	-	270,000	270,000
54th Street West - Grand to Rimrock	-	-	300,000	2,700,000	-	3,000,000
Annual Boulder Pit Upgrades & Replacements	-	444,000	458,000	472,000	486,000	1,860,000
Annual Detention Pond Upgrades	-	297,000	306,000	315,000	324,000	1,242,000
Annual Local Area Capital Improvements	175,000	180,000	185,000	191,000	197,000	928,000
Annual Storm Sewer Rehabilitation Program	-	-	700,000	950,000	1,296,000	2,946,000
Annual Water Quality Improvements	250,000	300,000	360,000	430,000	579,000	1,919,000
Annual Yellowstone River Flood Protection	110,000	113,000	117,000	120,000	124,000	584,000
Broadwater Avenue & Shiloh Storm Drain Improvements	400,000	3,500,000	-	-	-	3,900,000
East Lane Elysian Road to Dentention Pond	-	-	-	-	400,000	400,000
Expo & 1st Avenue North Storm Drain Contribution	-	-	1,400,000	-	-	1,400,000
Grand Ave Crossing & Arnold Drain Regional Detention	3,200,000	-	-	-	-	3,200,000
Hougan's Slough Improvements	-	-	-	130,000	1,150,000	1,280,000
Monad Road -Daniels Street To Moore Lane	90,000	425,000	-	-	-	515,000
Rimrock Road Improvements - 54th to 62nd	3,900,000	-	-	-	-	3,900,000
Rimrock Road Improvements - Clearview Drive to 54th Street	100,000	1,000,000	-	-	-	1,100,000
Snow Ditch Improvements	-	-	-	-	200,000	200,000
West End Regional Detention Facility	1,763,000	-	-	-	-	1,763,000
Wicks Lane - Hawthorne Lane to Bitterroot Road	-	100,000	750,000	-	-	850,000
Yellowstone River Outfall Improvements	-	500,000	4,500,000	-	-	5,000,000
<b>TOTAL STORM FUND</b>	<b>9,988,000</b>	<b>6,859,000</b>	<b>9,076,000</b>	<b>5,308,000</b>	<b>5,026,000</b>	<b>36,257,000</b>

**STREET MAINTENANCE DISTRICT FUND**

Project Name	FY 2026	FY 2027	FY 2028	FY 2029	FY 2030	Total
54th Street West - Grand to Rimrock	-	-	600,000	5,000,000	-	5,600,000
Annual Gravel Street Reconstruction	300,000	310,000	318,000	328,000	338,000	1,594,000
Annual Intersection Improvements	572,000	589,000	460,000	625,000	643,000	2,889,000
Annual PAVER Program	4,300,000	4,700,000	5,200,000	5,700,000	6,300,000	26,200,000
Annual Street Reconstruction	1,400,000	1,450,000	1,500,000	1,560,000	1,610,000	7,520,000
Annual Travel Corridor Coordination	56,000	58,000	61,000	63,000	65,000	303,000
Daniels Street - King Ave to Industrial Ave	-	-	-	-	2,000,000	2,000,000
Monad Road -Daniels Street To Moore Lane	485,000	4,165,000	-	-	-	4,650,000
<b>TOTAL STREET MAINTENANCE DISTRICT FUND</b>	<b>7,113,000</b>	<b>11,272,000</b>	<b>8,139,000</b>	<b>13,276,000</b>	<b>10,956,000</b>	<b>50,756,000</b>

**POTENTIAL GRANT FUNDS AND CONTRIBUTIONS (NON-TRANSPORTATION ALTERNATIVES)**

Project Name	FY 2026	FY 2027	FY 2028	FY 2029	FY 2030	Total
25th Street Bridge	-	-	5,455,000	-	-	5,455,000
5th Avenue Corridor East	-	-	7,100,000	-	-	7,100,000
Alkali Creek Trail Connection	-	50,000	-	-	-	50,000
Downtown BBWA Corridor Trail/On Street Facilities	-	-	110,000	-	-	110,000
Downtown-Coulson Park Trail Connection	-	80,000	-	-	-	80,000
Fire Station 9	-	-	-	6,900,000	-	6,900,000
Highway 3 Underpass	-	50,000	-	-	-	50,000
Millice Park Irrigation Replacement	100,000	-	-	-	-	100,000
N. 27th Street Side Path	-	-	-	137,900	-	137,900
North Park Community Change Grant	2,105,937	9,664,279	2,717,438	-	-	14,487,654
South Park Pool Renovation	10,400,000	-	-	-	-	10,400,000
Transportation Community Change Grant	800,000	6,900,000	-	-	-	7,700,000
Water Reservoir Site Improvements	-	6,000,000	-	-	-	6,000,000
<b>TOTAL POTENTIAL GRANT FUNDS AND CONTRIBUTIONS</b>	<b>13,405,937</b>	<b>22,744,279</b>	<b>15,382,438</b>	<b>7,037,900</b>	<b>-</b>	<b>58,570,554</b>

**TRANSPORTATION ALTERNATIVES PROGRAM FUND**

Project Name	FY 2026	FY 2027	FY 2028	FY 2029	FY 2030	Total
5th Avenue Corridor East	-	-	600,000	-	-	600,000
Alkali Creek Trail Connection	-	390,000	-	-	-	390,000
Downtown BBWA Corridor Trail/On Street Facilities	-	-	390,000	-	-	390,000
Downtown-Coulson Park Trail Connection	-	600,000	-	-	-	600,000
Highway 3 Underpass	-	500,000	-	-	-	500,000
N. 27th Street Side Path	-	-	-	837,100	-	837,100
Trail Connector from King Ave West to TransTech Center	-	-	-	-	600,000	600,000
<b>TOTAL TRANSPORTATION ALTERNATIVES PROGRAM FUND</b>	<b>-</b>	<b>1,490,000</b>	<b>990,000</b>	<b>837,100</b>	<b>600,000</b>	<b>3,917,100</b>

**TRAIL GRANT FUND**

Project Name	FY 2026	FY 2027	FY 2028	FY 2029	FY 2030	Total
Alkali Creek Trail Connection	-	50,000	-	-	-	50,000
Downtown-Coulson Park Trail Connection	-	60,000	-	-	-	60,000
N. 27th Street Side Path	-	-	-	50,000	-	50,000
Trail Connector from King Ave West to TransTech Center	-	-	-	-	100,000	100,000
<b>TOTAL TRAIL GRANT FUND</b>	<b>-</b>	<b>110,000</b>	<b>-</b>	<b>50,000</b>	<b>100,000</b>	<b>260,000</b>

**URBAN FUNDS**

Project Name	FY 2026	FY 2027	FY 2028	FY 2029	FY 2030	Total
21st Street - Underpass Improvements	-	-	5,000,000	-	-	5,000,000
Grand Avenue - 43rd Street West to 62nd Street West	600,000	24,315,000	-	-	-	24,915,000
Highway 3 Underpass	-	450,000	-	-	-	450,000
N. 27th Street Side Path	-	-	-	500,000	-	500,000
<b>TOTAL URBAN FUNDS</b>	<b>600,000</b>	<b>24,765,000</b>	<b>5,000,000</b>	<b>500,000</b>	<b>-</b>	<b>30,865,000</b>

**CONGESTION MITIGATION AIR QUALITY (CMAQ) FUND \*\*\***

Project Name	FY 2026	FY 2027	FY 2028	FY 2029	FY 2030	Total
N. 27th Street Side Path	-	-	-	175,000	-	175,000
<b>TOTAL CONGESTION MITIGATION AIR QUALITY (CMAQ) FUNI</b>	<b>-</b>	<b>-</b>	<b>-</b>	<b>175,000</b>	<b>-</b>	<b>175,000</b>

	FY 2026	FY 2027	FY 2028	FY 2029	FY 2030	Total
<b>TOTAL ALL FUNDS</b>	<b>112,411,169</b>	<b>130,983,570</b>	<b>113,313,044</b>	<b>102,385,581</b>	<b>98,174,194</b>	<b>557,267,558</b>

\*\* Park & Recreation Special Revenue Assessments flow through the General Fund

\*\*\* CMAQ are State Funds that do not pass through the City Budget

# CIP Projects by Revenue Source



## FY 2026 - 2030 CAPITAL IMPROVEMENT PLAN SUMMARIES FUNDING BY REVENUE SOURCE

### PROJECTS FUNDED WITH CHARGES TO CITY DEPARTMENTS

#### FACILITIES CHARGES FOR SERVICES

Project Name	FY 2026	FY 2027	FY 2028	FY 2029	FY 2030	Total
BOC Asphalt Repairs	-	-	-	150,000	-	150,000
BOC Evidence Impound Lot Expansion	23,000	-	-	-	-	23,000
BOC FACP Replacement	30,000	-	-	-	-	30,000
BOC Fleet Expansion	-	-	-	150,000	-	150,000
BOC New Wash Bays	-	-	150,000	-	-	150,000
New City Hall 3rd Floor HVAC Upgrade	-	-	150,000	-	-	150,000
New City Hall Boilers Upgrade	-	-	50,000	-	-	50,000
New City Hall Cooling Towers Replacement	-	-	100,000	-	-	100,000
New City Hall Roof Replacement	-	-	100,000	-	-	100,000
New City Hall Windows	-	-	40,000	-	-	40,000
YVAS Roof Replacement	-	-	10,000	-	-	10,000
<b>TOTAL FACILITIES CHARGES FOR SERVICES</b>	<b>53,000</b>	<b>-</b>	<b>600,000</b>	<b>300,000</b>	<b>-</b>	<b>953,000</b>

<b>TOTAL FACILITIES CHARGES FOR SERVICES</b>	<b>53,000</b>	<b>-</b>	<b>600,000</b>	<b>300,000</b>	<b>-</b>	<b>953,000</b>
--	---------------	----------	----------------	----------------	----------	----------------

### PROJECTS FUNDED WITH CONTRIBUTIONS

#### BILLINGS TRAILNET

Project Name	FY 2026	FY 2027	FY 2028	FY 2029	FY 2030	Total
25th Street Bridge	-	-	75,000	-	-	75,000
5th Avenue Corridor East	-	-	100,000	-	-	100,000
Alkali Creek Trail Connection	-	50,000	-	-	-	50,000
Downtown BBWA Corridor Trail/On Street Facilities	-	-	60,000	-	-	60,000
Downtown-Coulson Park Trail Connection	-	80,000	-	-	-	80,000
Highway 3 Underpass	-	50,000	-	-	-	50,000
N. 27th Street Side Path	-	-	-	137,900	-	137,900
Trail Connector from King Ave West to TransTech Center	-	-	-	-	50,000	50,000
<b>TOTAL BILLINGS TRAILNET</b>	<b>-</b>	<b>180,000</b>	<b>235,000</b>	<b>137,900</b>	<b>50,000</b>	<b>602,900</b>

#### DEVELOPER CONTRIBUTIONS

Project Name	FY 2026	FY 2027	FY 2028	FY 2029	FY 2030	Total
Copper Ridge Shelter	100,000	-	-	-	-	100,000
Cottonwood Park	492,986	-	-	-	-	492,986
Grand Avenue - 43rd Street West to 62nd Street West	-	185,000	-	-	-	185,000
High Sierra Dog Park Sidewalks	90,000	-	-	-	-	90,000
Rimrock Road Improvements - 54th to 62nd	500,000	-	-	-	-	500,000
Rimrock Road Improvements - Clearview Drive to 54th Street	-	35,000	-	-	-	35,000
Wicks Lane - Hawthorne Lane to Bitterroot Road	-	-	80,000	-	-	80,000
<b>TOTAL DEVELOPER CONTRIBUTIONS</b>	<b>1,182,986</b>	<b>220,000</b>	<b>80,000</b>	<b>-</b>	<b>-</b>	<b>1,482,986</b>

#### PRIVATE CONTRIBUTIONS

Project Name	FY 2026	FY 2027	FY 2028	FY 2029	FY 2030	Total
Downtown BBWA Corridor Trail/On Street Facilities	-	-	50,000	-	-	50,000
South Park Pool Renovation	10,400,000	-	-	-	-	10,400,000
<b>TOTAL PRIVATE CONTRIBUTIONS</b>	<b>10,400,000</b>	<b>-</b>	<b>50,000</b>	<b>-</b>	<b>-</b>	<b>10,450,000</b>

#### DEHLER PARK DONATIONS

Project Name	FY 2026	FY 2027	FY 2028	FY 2029	FY 2030	Total
Dehler Park Ball Field Replacement	-	-	449,080	-	-	449,080
<b>TOTAL DEHLER PARK DONATIONS</b>	<b>-</b>	<b>-</b>	<b>449,080</b>	<b>-</b>	<b>-</b>	<b>449,080</b>

<b>CONTRIBUTIONS TOTAL</b>	<b>11,582,986</b>	<b>400,000</b>	<b>814,080</b>	<b>137,900</b>	<b>50,000</b>	<b>12,984,966</b>
----------------------------	-------------------	----------------	----------------	----------------	---------------	-------------------

## PROJECTS FUNDED WITH DEBT

### REVENUE BONDS - FACILITIES

Project Name	FY 2026	FY 2027	FY 2028	FY 2029	FY 2030	Total
BOC Asphalt Repairs	-	-	-	2,850,000	-	2,850,000
BOC Evidence Impound Lot Expansion	-	-	1,100,000	-	-	1,100,000
BOC Fleet Expansion	-	-	-	2,000,000	-	2,000,000
BOC New Wash Bays	-	-	2,390,000	-	-	2,390,000
New City Hall 3rd Floor HVAC Upgrade	-	-	997,540	-	-	997,540
New City Hall Boilers Upgrade	-	-	565,000	-	-	565,000
New City Hall Cooling Towers Replacement	-	-	220,000	-	-	220,000
New City Hall Roof Replacement	-	-	925,000	-	-	925,000
YVAS Roof Replacement	-	-	170,000	-	-	170,000
TOTAL REVENUE BONDS - FACILITIES	-	-	6,367,540	4,850,000	-	11,217,540

### REVENUE BONDS - SOLID WASTE

Project Name	FY 2026	FY 2027	FY 2028	FY 2029	FY 2030	Total
Landfill Cell 6 Expansion & Leachate Pond	-	59,000	13,941,000	-	-	14,000,000
TOTAL REVENUE BONDS - SOLID WASTE	-	59,000	13,941,000	-	-	14,000,000

### REVENUE BONDS - STORM

Project Name	FY 2026	FY 2027	FY 2028	FY 2029	FY 2030	Total
Broadwater Avenue & Shiloh Storm Drain Improvements	300,000	3,500,000	-	-	-	3,800,000
Grand Ave Crossing & Arnold Drain Regional Detention	3,200,000	-	-	-	-	3,200,000
Rimrock Road Improvements - 54th to 62nd	3,835,000	-	-	-	-	3,835,000
Rimrock Road Improvements - Clearview Drive to 54th Street	-	1,000,000	-	-	-	1,000,000
West End Regional Detention Facility	1,703,000	-	-	-	-	1,703,000
TOTAL REVENUE BONDS - STORM	9,038,000	4,500,000	-	-	-	13,538,000

### SIDEWALK AND CURB DISTRICTS BONDS

Project Name	FY 2026	FY 2027	FY 2028	FY 2029	FY 2030	Total
Annual Misc. Curb, Gutter, and Sidewalk Program	640,000	650,000	680,000	700,000	720,000	3,390,000
Annual Street Reconstruction	780,000	810,000	842,000	867,000	905,000	4,204,000
Wicks Lane - Hawthorne Lane to Bitterroot Road	-	30,000	300,000	-	-	330,000
TOTAL SIDEWALK AND CURB DISTRICTS BONDS	1,420,000	1,490,000	1,822,000	1,567,000	1,625,000	7,924,000

### SPECIAL IMPROVEMENT DISTRICTS (SID) BONDS

Project Name	FY 2026	FY 2027	FY 2028	FY 2029	FY 2030	Total
Annual Gravel Street Reconstruction	550,000	565,000	582,000	600,000	618,000	2,915,000
Annual SIDs	1,000,000	1,000,000	1,000,000	1,000,000	1,000,000	5,000,000
TOTAL SID BONDS	1,550,000	1,565,000	1,582,000	1,600,000	1,618,000	7,915,000

### TAX INCREMENT BONDS- SOUTH

Project Name	FY 2026	FY 2027	FY 2028	FY 2029	FY 2030	Total
Amend Park Rec Center	22,000,000	-	-	-	-	22,000,000
Amend Park Turf Field	1,800,000	-	-	-	-	1,800,000
TOTAL TAX INCREMENT BONDS- SOUTH	23,800,000	-	-	-	-	23,800,000

DEBT TOTAL	35,808,000	7,614,000	23,712,540	8,017,000	3,243,000	78,394,540
------------	------------	-----------	------------	-----------	-----------	------------

## PROJECTS FUNDED WITH GRANTS

### AIRPORT FAA GRANTS

Project Name	FY 2026	FY 2027	FY 2028	FY 2029	FY 2030	Total
Cargo Ramp Rehabilitation	-	-	3,300,000	3,300,000	-	6,600,000
Interior Terminal Rehab Phases I, II, III	3,000,000	8,800,000	-	-	-	11,800,000
New Airport Operations Building	-	-	-	-	18,000,000	18,000,000
New Taxi Lane for West end Hangar Development	1,125,000	-	-	-	-	1,125,000
Pavement Condition Index Survey	-	-	75,000	-	-	75,000
Public Ramp - North Side Expansion	-	-	-	2,000,000	-	2,000,000
Rehab of Incursion & Fuel Farm Roads	-	2,000,000	-	-	-	2,000,000
Rehab Overlook Drive	635,000	-	-	-	-	635,000
Rehab Runway 10L/28R	-	-	-	800,000	-	800,000
Storm Water Pond E Improvements	2,000,000	-	-	-	-	2,000,000
Taxiway B Reconstruction	-	-	1,700,000	-	-	1,700,000
Taxiway C Hotspot Corrections	-	810,000	-	-	-	810,000
<b>TOTAL AIRPORT FAA GRANTS</b>	<b>6,760,000</b>	<b>11,610,000</b>	<b>5,075,000</b>	<b>6,100,000</b>	<b>18,000,000</b>	<b>47,545,000</b>

### FEDERAL/LOCAL DISCRETIONARY GRANTS

Project Name	FY 2026	FY 2027	FY 2028	FY 2029	FY 2030	Total
25th Street Bridge	-	-	5,380,000	-	-	5,380,000
5th Avenue Corridor East	-	-	7,000,000	-	-	7,000,000
Fire Station 9	-	-	-	6,900,000	-	6,900,000
Millice Park Irrigation Replacement	100,000	-	-	-	-	100,000
North Park Community Change Grant	2,105,937	9,664,279	2,717,438	-	-	14,487,654
Transportation Community Change Grant	800,000	6,900,000	-	-	-	7,700,000
Water Reservoir Site Improvements	-	6,000,000	-	-	-	6,000,000
<b>TOTAL FEDERAL/LOCAL DISCRETIONARY GRANTS</b>	<b>3,005,937</b>	<b>22,564,279</b>	<b>15,097,438</b>	<b>6,900,000</b>	<b>-</b>	<b>47,567,654</b>

### RECREATIONAL TRAILS PROGRAM

Project Name	FY 2026	FY 2027	FY 2028	FY 2029	FY 2030	Total
Trail Connector from King Ave West to TransTech Center	-	-	-	-	50,000	50,000
<b>TOTAL RECREATIONAL TRAILS PROGRAM</b>	<b>-</b>	<b>-</b>	<b>-</b>	<b>-</b>	<b>50,000</b>	<b>50,000</b>

Project Name	FY 2026	FY 2027	FY 2028	FY 2029	FY 2030	Total
<b>TRAIL STEWARDSHIP GRANT</b>						
Project Name	FY 2026	FY 2027	FY 2028	FY 2029	FY 2030	Total
Alkali Creek Trail Connection	-	50,000	-	-	-	50,000
Downtown-Coulson Park Trail Connection	-	60,000	-	-	-	60,000
N. 27th Street Side Path	-	-	-	50,000	-	50,000
<b>TOTAL TRAIL STEWARDSHIP GRANT</b>	<b>-</b>	<b>110,000</b>	<b>-</b>	<b>50,000</b>	<b>-</b>	<b>160,000</b>

### TRANSIT FTA GRANTS

Project Name	FY 2026	FY 2027	FY 2028	FY 2029	FY 2030	Total
Downtown Transfer Center Remodel and Amenities	487,600	-	-	-	-	487,600
Heights Transfer Center	-	-	2,540,000	-	-	2,540,000
MET Access Control Updates	57,960	-	-	-	-	57,960
MET Transit Low/No Emission Maintenance Facility	-	-	-	14,950,000	-	14,950,000
Stewart Park Passenger Amenities	-	232,000	-	-	-	232,000
Update to Bus Stop Infrastructure	40,000	65,600	40,000	40,000	40,000	225,600
<b>TOTAL TRANSIT FTA GRANTS</b>	<b>585,560</b>	<b>297,600</b>	<b>2,580,000</b>	<b>14,990,000</b>	<b>40,000</b>	<b>18,493,160</b>

### TRANSPORTATION ALTERNATIVES PROGRAM FUNG

Project Name	FY 2026	FY 2027	FY 2028	FY 2029	FY 2030	Total
5th Avenue Corridor East	-	-	600,000	-	-	600,000
Alkali Creek Trail Connection	-	390,000	-	-	-	390,000
Downtown BBWA Corridor Trail/On Street Facilities	-	-	390,000	-	-	390,000
Downtown-Coulson Park Trail Connection	-	600,000	-	-	-	600,000
Highway 3 Underpass	-	500,000	-	-	-	500,000
N. 27th Street Side Path	-	-	-	837,100	-	837,100
Trail Connector from King Ave West to TransTech Center	-	-	-	-	600,000	600,000
<b>TOTAL TRANSPORTATION ALTERNATIVES PROGRAM FUNG</b>	<b>-</b>	<b>1,490,000</b>	<b>990,000</b>	<b>837,100</b>	<b>600,000</b>	<b>3,917,100</b>

<b>GRANTS TOTAL</b>	<b>10,351,497</b>	<b>36,071,879</b>	<b>23,742,438</b>	<b>28,877,100</b>	<b>18,690,000</b>	<b>117,732,914</b>
---------------------	-------------------	-------------------	-------------------	-------------------	-------------------	--------------------

## PROJECTS FUNDED WITH SPECIAL ASSESSMENTS

### PARK & RECREATION ASSESSMENTS \*\*

Project Name	FY 2026	FY 2027	FY 2028	FY 2029	FY 2030	Total
Boulder Park Irrigation Replacement	-	-	-	-	350,000	350,000
Burg Park Playground Replacement	-	-	300,000	-	-	300,000
Centennial Event/ Picnic Shelters & Athletic Courts	-	-	-	-	1,000,000	1,000,000
Centennial Park Playground	-	1,000,000	-	-	-	1,000,000
Cottonwood Park	-	350,000	200,000	200,000	600,000	1,350,000
Edgerton Playground Replacement & Restroom Remodel	-	-	500,000	-	-	500,000
Gorham Park Playground Replacement	-	-	300,000	-	-	300,000
Hawthorne Park Wading Pool Replacement	-	-	200,000	500,000	-	700,000
Irrigation Automation at Burlington Park	-	-	305,025	-	-	305,025
Irrigation Automation Spring Creek and Evergreen Parks	500,000	-	-	-	-	500,000
Millice Park Irrigation Replacement	300,000	-	-	-	-	300,000
Mountview Cemetery Spreading Garden	125,000	-	-	-	-	125,000
Mountview Cemetery Veteran Section Barrier	150,000	-	-	-	-	150,000
Pioneer Park Wading Pool Replacement	-	-	200,000	500,000	-	700,000
Poly Vista Park Splash Pad Development	-	500,000	-	-	-	500,000
Resurface trail in Riverfront Park	400,000	-	-	-	-	400,000
Rose Park Tennis Courts Replacement	-	-	600,000	-	-	600,000
Rose Pool Perimeter Fence Replacement	200,000	-	-	-	-	200,000
Sidewalk repairs through out the park system	100,000	100,000	-	-	-	200,000
South & East shops building repairs	300,000	-	-	-	-	300,000
Stewart Park Playground Replacement	400,000	-	-	-	-	400,000
Various Trail Repairs	100,000	100,000	-	-	-	200,000
Veterans Park Playground Replacement	-	400,000	-	-	-	400,000
Walsh Park Playground Replacement	-	-	-	-	350,000	350,000
TOTAL PARK & RECREATION ASSESSMENTS **	2,575,000	2,450,000	2,605,025	1,200,000	2,300,000	11,130,025

### PARK MAINTENANCE DISTRICTS (PMD'S)

Project Name	FY 2026	FY 2027	FY 2028	FY 2029	FY 2030	Total
Francis Park Playground Replacement	-	-	-	100,000	-	100,000
Unita Park Playground Replacement	-	-	-	100,000	-	100,000
Waldon Grove Park Playground Replacement	-	-	-	100,000	-	100,000
TOTAL PARK MAINTENANCE DISTRICTS (PMD'S)	-	-	-	300,000	-	300,000

### STORM ASSESSMENTS

Project Name	FY 2026	FY 2027	FY 2028	FY 2029	FY 2030	Total
48th Str Storm Drain Into Snow Ditch	-	-	-	-	270,000	270,000
54th Street West - Grand to Rimrock	-	-	300,000	2,700,000	-	3,000,000
Annual Boulder Pit Upgrades & Replacements	-	444,000	458,000	472,000	486,000	1,860,000
Annual Detention Pond Upgrades	-	297,000	306,000	315,000	324,000	1,242,000
Annual Local Area Capital Improvements	175,000	180,000	185,000	191,000	197,000	928,000
Annual Storm Sewer Rehabilitation Program	-	-	700,000	950,000	1,296,000	2,946,000
Annual Water Quality Improvements	250,000	300,000	360,000	430,000	579,000	1,919,000
Annual Yellowstone River Flood Protection	110,000	113,000	117,000	120,000	124,000	584,000
Broadwater Avenue & Shiloh Storm Drain Improvements	100,000	-	-	-	-	100,000
East Lane Elysian Road to Dentention Pond	-	-	-	-	400,000	400,000
Expo & 1st Avenue North Storm Drain Contribution	-	-	1,400,000	-	-	1,400,000
Hougan's Slough Improvements	-	-	-	130,000	1,150,000	1,280,000
Monad Road -Daniels Street To Moore Lane	90,000	425,000	-	-	-	515,000
Rimrock Road Improvements - 54th to 62nd	65,000	-	-	-	-	65,000
Rimrock Road Improvements - Clearview Drive to 54th Street	100,000	-	-	-	-	100,000
Snow Ditch Improvements	-	-	-	-	200,000	200,000
West End Regional Detention Facility	60,000	-	-	-	-	60,000
Wicks Lane - Hawthorne Lane to Bitterroot Road	-	100,000	750,000	-	-	850,000
Yellowstone River Outfall Improvements	-	500,000	4,500,000	-	-	5,000,000
TOTAL STORM ASSESSMENTS	950,000	2,359,000	9,076,000	5,308,000	5,026,000	22,719,000

**STREET MAINTENANCE DISTRICT ASSESSMENTS**

Project Name	FY 2026	FY 2027	FY 2028	FY 2029	FY 2030	Total
54th Street West - Grand to Rimrock	-	-	600,000	5,000,000	-	5,600,000
Annual Gravel Street Reconstruction	300,000	310,000	318,000	328,000	338,000	1,594,000
Annual Intersection Improvements	572,000	589,000	460,000	625,000	643,000	2,889,000
Annual PAVER Program	4,300,000	4,700,000	5,200,000	5,700,000	6,300,000	26,200,000
Annual Street Reconstruction	1,400,000	1,450,000	1,500,000	1,560,000	1,610,000	7,520,000
Annual Travel Corridor Coordination	56,000	58,000	61,000	63,000	65,000	303,000
Daniels Street - King Ave to Industrial Ave	-	-	-	-	2,000,000	2,000,000
Monad Road -Daniels Street To Moore Lane	485,000	4,165,000	-	-	-	4,650,000
<b>TOTAL STREET MAINTENANCE ASSESSMENTS</b>	<b>7,113,000</b>	<b>11,272,000</b>	<b>8,139,000</b>	<b>13,276,000</b>	<b>10,956,000</b>	<b>50,756,000</b>

<b>SPECIAL ASSESSMENTS TOTAL</b>	<b>10,638,000</b>	<b>16,081,000</b>	<b>19,820,025</b>	<b>20,084,000</b>	<b>18,282,000</b>	<b>84,905,025</b>
----------------------------------	-------------------	-------------------	-------------------	-------------------	-------------------	-------------------

**PROJECTS FUNDED WITH STATE REVENUES**

**GAS TAX REVENUES**

Project Name	FY 2026	FY 2027	FY 2028	FY 2029	FY 2030	Total
Annual ADA Replacement	260,000	260,000	260,000	260,000	260,000	1,300,000
Annual Misc. Curb, Gutter, and Sidewalk Program	390,000	400,000	420,000	435,000	450,000	2,095,000
Annual Pedestrian Crossings	110,000	115,000	120,000	125,000	129,000	599,000
Annual SIDs	50,000	50,000	50,000	50,000	50,000	250,000
Annual SRTS (Non-sidewalk)	700,000	700,000	700,000	700,000	700,000	3,500,000
Annual Traffic Calming	150,000	200,000	250,000	250,000	250,000	1,100,000
Daniels Street - King Ave to Industrial Ave	-	-	-	700,000	4,600,000	5,300,000
Elysian Road - South Frontage Road to Annafeld Roundabout	-	-	-	-	700,000	700,000
Rimrock Road Improvements - 54th to 62nd	5,635,000	-	-	-	-	5,635,000
Rimrock Road Improvements - Clearview Drive to 54th Street	375,000	3,368,000	-	-	-	3,743,000
Wicks Lane - Hawthorne Lane to Bitterroot Road	-	250,000	2,090,000	-	-	2,340,000
<b>TOTAL GAS TAX REVENUES</b>	<b>7,670,000</b>	<b>5,343,000</b>	<b>3,890,000</b>	<b>2,520,000</b>	<b>7,139,000</b>	<b>26,562,000</b>

Project Name	FY 2026	FY 2027	FY 2028	FY 2029	FY 2030	Total
<b>URBAN FUNDS</b>						
Project Name	FY 2026	FY 2027	FY 2028	FY 2029	FY 2030	Total
21st Street - Underpass Improvements	-	-	5,000,000	-	-	5,000,000
Grand Avenue - 43rd Street West to 62nd Street West	600,000	24,315,000	-	-	-	24,915,000
Highway 3 Underpass	-	450,000	-	-	-	450,000
N. 27th Street Side Path	-	-	-	500,000	-	500,000
<b>TOTAL URBAN FUNDS</b>	<b>600,000</b>	<b>24,765,000</b>	<b>5,000,000</b>	<b>500,000</b>	<b>-</b>	<b>30,865,000</b>

**CMAQ (AIR QUALITY) FUNDS \*\*\***

Project Name	FY 2026	FY 2027	FY 2028	FY 2029	FY 2030	Total
N. 27th Street Side Path	-	-	-	175,000	-	175,000
<b>TOTAL CMAQ (AIR QUALITY) FUNDS ***</b>	<b>-</b>	<b>-</b>	<b>-</b>	<b>175,000</b>	<b>-</b>	<b>175,000</b>

<b>STATE REVENUES TOTAL</b>	<b>8,270,000</b>	<b>30,108,000</b>	<b>8,890,000</b>	<b>3,195,000</b>	<b>7,139,000</b>	<b>57,602,000</b>
-----------------------------	------------------	-------------------	------------------	------------------	------------------	-------------------

**PROJECTS FUNDED WITH TAX REVENUES**

**EAST TAX INCREMENT FUND**

Project Name	FY 2026	FY 2027	FY 2028	FY 2029	FY 2030	Total
5th Avenue Corridor East	-	-	300,000	-	-	300,000
<b>TOTAL EAST TAX INCREMENT FUND</b>	-	-	<b>300,000</b>	-	-	<b>300,000</b>

**PUBLIC SAFETY MILL LEVY**

Project Name	FY 2026	FY 2027	FY 2028	FY 2029	FY 2030	Total
BFD Asphalt & Concrete	-	-	30,000	400,000	-	430,000
Fire Station 1 Remodel	40,000	505,000	-	-	-	545,000
Fire Station 2 Boiler Replacement	110,372	-	-	-	-	110,372
Fire Station 4 Generator Replacement	-	89,098	-	-	-	89,098
Fire Station 5 Remodel	214,732	-	-	-	-	214,732
Fire Station 6 Parking Drainage	30,000	250,000	-	-	-	280,000
Fire Station 9	-	-	200,000	-	-	200,000
UST Upgrade and AST Installations	-	-	177,769	-	-	177,769
<b>TOTAL PUBLIC SAFETY MILL LEVY</b>	<b>395,104</b>	<b>844,098</b>	<b>407,769</b>	<b>400,000</b>	-	<b>2,046,971</b>

**TRANSIT TAX**

Project Name	FY 2026	FY 2027	FY 2028	FY 2029	FY 2030	Total
Downtown Transfer Center Remodel and Amenities	121,900	-	-	-	-	121,900
Heights Transfer Center	-	-	635,000	-	-	635,000
MET Access Control Updates	14,490	-	-	-	-	14,490
MET Transit Low/No Emission Maintenance Facility	-	-	-	3,737,500	-	3,737,500
Stewart Park Passenger Amenities	-	58,000	-	-	-	58,000
Update to Bus Stop Infrastructure	10,000	16,400	10,000	10,000	10,000	56,400
<b>TOTAL TRANSIT TAX</b>	<b>146,390</b>	<b>74,400</b>	<b>645,000</b>	<b>3,747,500</b>	<b>10,000</b>	<b>4,623,290</b>

<b>TAX REVENUES TOTAL</b>	<b>541,494</b>	<b>918,498</b>	<b>1,352,769</b>	<b>4,147,500</b>	<b>10,000</b>	<b>6,970,261</b>
---------------------------	----------------	----------------	------------------	------------------	---------------	------------------

**PROJECTS FUNDED WITH USER FEES AND CHARGES**

**AIRPORT USER FEES**

Project Name	FY 2026	FY 2027	FY 2028	FY 2029	FY 2030	Total
Cargo Ramp Rehabilitation	-	-	366,666	366,666	-	733,332
Interior Terminal Rehab Phases I, II, III	12,000,000	7,000,000	-	-	-	19,000,000
New Airport Operations Building	-	-	-	-	2,000,000	2,000,000
New Taxiway for West end Hangar Development	125,000	-	-	-	-	125,000
Pavement Condition Index Survey	-	-	8,333	-	-	8,333
Public Ramp - North Side Expansion	-	-	-	222,222	-	222,222
Rehab of IncurSION & Fuel Farm Roads	-	200,000	-	-	-	200,000
Rehab Overlook Drive	565,000	-	-	-	-	565,000
Rehab Runway 10L/28R	-	-	-	7,200,000	-	7,200,000
Rehab Terminal Loop	550,000	-	-	-	-	550,000
Remove Hangars at Business Park 1-4	-	-	-	250,000	-	250,000
Storm Water Pond E Improvements	222,000	-	-	-	-	222,000
Taxiway B Reconstruction	-	-	188,000	-	-	188,000
Taxiway C Hotspot Corrections	-	90,000	-	-	-	90,000
Utility Improvements for Business Park	-	-	2,000,000	-	-	2,000,000
<b>TOTAL AIRPORT USER FEES</b>	<b>13,462,000</b>	<b>7,290,000</b>	<b>2,562,999</b>	<b>8,038,888</b>	<b>2,000,000</b>	<b>33,353,887</b>

**AIRPORT CUSTOMER FACILITY CHARGES**

Project Name	FY 2026	FY 2027	FY 2028	FY 2029	FY 2030	Total
Parking Garage Phase I	-	-	-	-	25,000,000	25,000,000
Parking Garage Planning and Design	-	-	5,000,000	-	-	5,000,000
<b>TOTAL AIRPORT CUSTOMER FACILITY CHARGES</b>	<b>-</b>	<b>-</b>	<b>5,000,000</b>	<b>-</b>	<b>25,000,000</b>	<b>30,000,000</b>

**AIRPORT PASSENGER FACILITY CHARGES**

Project Name	FY 2026	FY 2027	FY 2028	FY 2029	FY 2030	Total
Interior Terminal Rehab Phases I, II, III	-	2,000,000	-	-	-	2,000,000
<b>TOTAL AIRPORT PASSENGER FACILITY CHARGES</b>	<b>-</b>	<b>2,000,000</b>	<b>-</b>	<b>-</b>	<b>-</b>	<b>2,000,000</b>

**PARKING USER FEES**

Project Name	FY 2026	FY 2027	FY 2028	FY 2029	FY 2030	Total
Painting and Signage Update	-	-	-	-	155,194	155,194
Repair and Preventative Maintenance on Park I, II, III	163,192	163,193	163,193	163,193	-	652,771
<b>TOTAL PARKING USER FEES</b>	<b>163,192</b>	<b>163,193</b>	<b>163,193</b>	<b>163,193</b>	<b>155,194</b>	<b>807,965</b>

**SOLID WASTE LANDFILL USER FEES**

Project Name	FY 2026	FY 2027	FY 2028	FY 2029	FY 2030	Total
Landfill Cell 6 Expansion & Leachate Pond	-	2,329,000	-	-	-	2,329,000
Landfill Household Hazardous Waste Facility	824,000	-	-	-	-	824,000
Landfill Lift 2 - Horizontal Gas Wells	906,000	-	-	-	-	906,000
Landfill Lift 3 - Horizontal Gas Wells	-	933,000	-	-	-	933,000
Landfill Paving and Push Walls - Compost Facility	1,030,000	-	-	-	-	1,030,000
<b>TOTAL SOLID WASTE LANDFILL USER FEES</b>	<b>2,760,000</b>	<b>3,262,000</b>	<b>-</b>	<b>-</b>	<b>-</b>	<b>6,022,000</b>

Project Name	FY 2026	FY 2027	FY 2028	FY 2029	FY 2030	Total
<b>WASTEWATER USER CHARGES</b>						
<b>Project Name</b>	<b>FY 2026</b>	<b>FY 2027</b>	<b>FY 2028</b>	<b>FY 2029</b>	<b>FY 2030</b>	<b>Total</b>
Wastewater - Annual Line Extensions	1,000,000	1,000,000	1,000,000	-	-	3,000,000
Wastewater - Annual Main Replacements	6,300,000	6,800,000	7,400,000	8,000,000	8,800,000	37,300,000
Wastewater - Annual Treatment Plant Campus Electrical	300,000	300,000	300,000	300,000	300,000	1,500,000
Wastewater - Buried Digester Gas & Sludge Pipe Replacement	536,000	-	-	-	-	536,000
Wastewater - Digester Gas Interior Piping Replacement	1,290,000	-	-	-	-	1,290,000
Wastewater - Grand Avenue Sewer Extension	-	885,000	-	-	-	885,000
Wastewater - Highway 3 Sanitary Sewer	-	-	200,000	1,500,000	-	1,700,000
Wastewater - Hydrogen Sulfide Mitigation	-	520,000	-	-	-	520,000
Wastewater - Monad Sewer Extension	-	530,000	4,800,000	-	-	5,330,000
Wastewater - Rehberg Ranch Lift Station	-	-	-	-	180,000	180,000
Wastewater Compensation Agreements	300,000	300,000	300,000	300,000	300,000	1,500,000
<b>TOTAL WASTEWATER USER CHARGES</b>	<b>9,726,000</b>	<b>10,335,000</b>	<b>14,000,000</b>	<b>10,100,000</b>	<b>9,580,000</b>	<b>53,741,000</b>

<b>WATER USER CHARGES</b>						
Project Name	FY 2026	FY 2027	FY 2028	FY 2029	FY 2030	Total
Annual Gravel Street Reconstruction	500,000	500,000	500,000	500,000	500,000	2,500,000
Annual Street Reconstruction	500,000	500,000	500,000	500,000	500,000	2,500,000
Monad Road -Daniels Street To Moore Lane	85,000	720,000	-	-	-	805,000
Water - Annual Line Extensions	1,000,000	1,000,000	1,000,000	-	-	3,000,000
Water - Annual Main Replacements	5,315,000	5,320,000	6,740,000	7,000,000	7,800,000	32,175,000
Water - Annual Treatment Plant Electrical Improvements	200,000	500,000	315,000	325,000	250,000	1,590,000
Water - Fox Reservoir #1 Replacement	-	-	-	-	440,000	440,000
Water - Grand Avenue Water Line Extension - 60th to 62nd	-	700,000	-	-	-	700,000
Water - Skyway Drive Waterline Loop	-	-	-	300,000	2,900,000	3,200,000
Water - South 32nd St W/I-90/S Frontage Loop	-	-	-	-	325,000	325,000
Water - Storage Improvements (Zone 1)	-	7,200,000	-	-	-	7,200,000
Water - Treatment Plant 750 kW Solar PV Generation	-	-	-	-	1,010,000	1,010,000
Water - Treatment Plant Air Scour Line Replacement	1,050,000	-	-	-	-	1,050,000
Water - Treatment Plant Leaks Mitigation	-	-	2,200,000	-	-	2,200,000
Water - Treatment Plant Post Chlorination Improvements	105,000	-	-	-	-	105,000
Water - Zone 6 Storage and Looping Improvements	-	-	1,100,000	10,400,000	-	11,500,000
Water Compensation Agreements	300,000	300,000	300,000	300,000	300,000	1,500,000
<b>TOTAL WATER USER CHARGES</b>	<b>9,055,000</b>	<b>16,740,000</b>	<b>12,655,000</b>	<b>19,325,000</b>	<b>14,025,000</b>	<b>71,800,000</b>

<b>USER FEES AND CHARGES TOTAL</b>	<b>35,166,192</b>	<b>39,790,193</b>	<b>34,381,192</b>	<b>37,627,081</b>	<b>50,760,194</b>	<b>197,724,852</b>
------------------------------------	-------------------	-------------------	-------------------	-------------------	-------------------	--------------------

	FY 2026	FY 2027	FY 2028	FY 2029	FY 2030	Total
<b>TOTAL ALL REVENUES SOURCES</b>	<b>112,411,169</b>	<b>130,983,570</b>	<b>113,313,044</b>	<b>102,385,581</b>	<b>98,174,194</b>	<b>557,267,558</b>

\*\* Park & Recreation Special Revenue Assessments flow through the General Fund

\*\*\*CMAQ are State Funds that do not pass through the City Budget

# Aviation



# & Transit





# FY 2026 - 2030 CAPITAL IMPROVEMENT PLAN SUMMARIES FUNDING BY DEPARTMENT AND PROJECT CATEGORY

## AVIATION AND TRANSIT DEPARTMENT

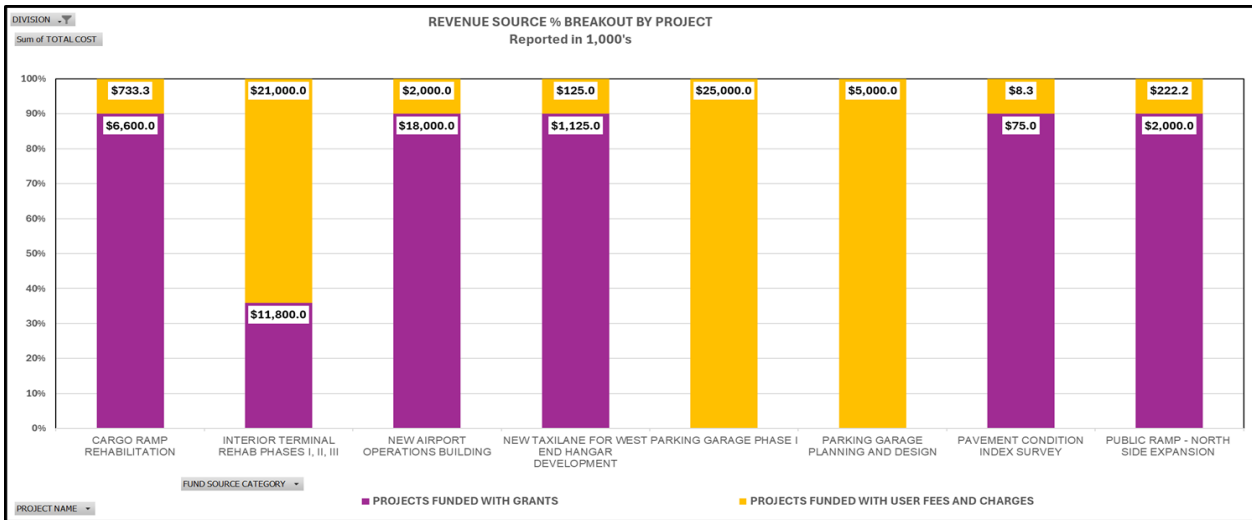
### AIRPORT PROJECTS

Project Name	FY 2026	FY 2027	FY 2028	FY 2029	FY 2030	Total
Cargo Ramp Rehabilitation	-	-	3,666,666	3,666,666	-	7,333,332
Interior Terminal Rehab Phases I, II, III	15,000,000	17,800,000	-	-	-	32,800,000
New Airport Operations Building	-	-	-	-	20,000,000	20,000,000
New Taxi Lane for West end Hangar Development	1,250,000	-	-	-	-	1,250,000
Parking Garage Phase I	-	-	-	-	25,000,000	25,000,000
Parking Garage Planning and Design	-	-	5,000,000	-	-	5,000,000
Pavement Condition Index Survey	-	-	83,333	-	-	83,333
Public Ramp - North Side Expansion	-	-	-	2,222,222	-	2,222,222
Rehab of Incurtion & Fuel Farm Roads	-	2,200,000	-	-	-	2,200,000
Rehab Overlook Drive	1,200,000	-	-	-	-	1,200,000
Rehab Runway 10L/28R	-	-	-	8,000,000	-	8,000,000
Rehab Terminal Loop	550,000	-	-	-	-	550,000
Remove Hangars at Business Park 1-4	-	-	-	250,000	-	250,000
Storm Water Pond E Improvements	2,222,000	-	-	-	-	2,222,000
Taxiway B Reconstruction	-	-	1,888,000	-	-	1,888,000
Taxiway C Hotspot Corrections	-	900,000	-	-	-	900,000
Utility Improvements for Business Park	-	-	2,000,000	-	-	2,000,000
<b>Total Airport Projects</b>	<b>20,222,000</b>	<b>20,900,000</b>	<b>12,637,999</b>	<b>14,138,888</b>	<b>45,000,000</b>	<b>112,898,887</b>

### AIRPORT PROJECTS - REVENUE SOURCE DETAILS

### AIRPORT - PERCENT (%) BREAKOUT BY REVENUE SOURCE CATEGORY

CHART 1 OF 2



FUND SOURCE CATEGORY LEGEND	
PROJECTS FUNDED WITH GRANTS	■
PROJECTS FUNDED WITH USER FEES AND CHARGES	■
PROJECTS FUNDED WITH TAX REVENUES	■
PROJECTS FUNDED WITH CHARGES TO CITY DEPARTMENTS	■
PROJECTS FUNDED WITH DEBT	■
PROJECTS FUNDED WITH SPECIAL ASSESSMENTS **	■
PROJECTS FUNDED WITH CONTRIBUTIONS	■
PROJECTS FUNDED WITH STATE REVENUES	■

\*\* PARK & RECREATION SPECIAL REVENUE ASSESSMENTS FLOW THROUGH THE GENERAL FUND

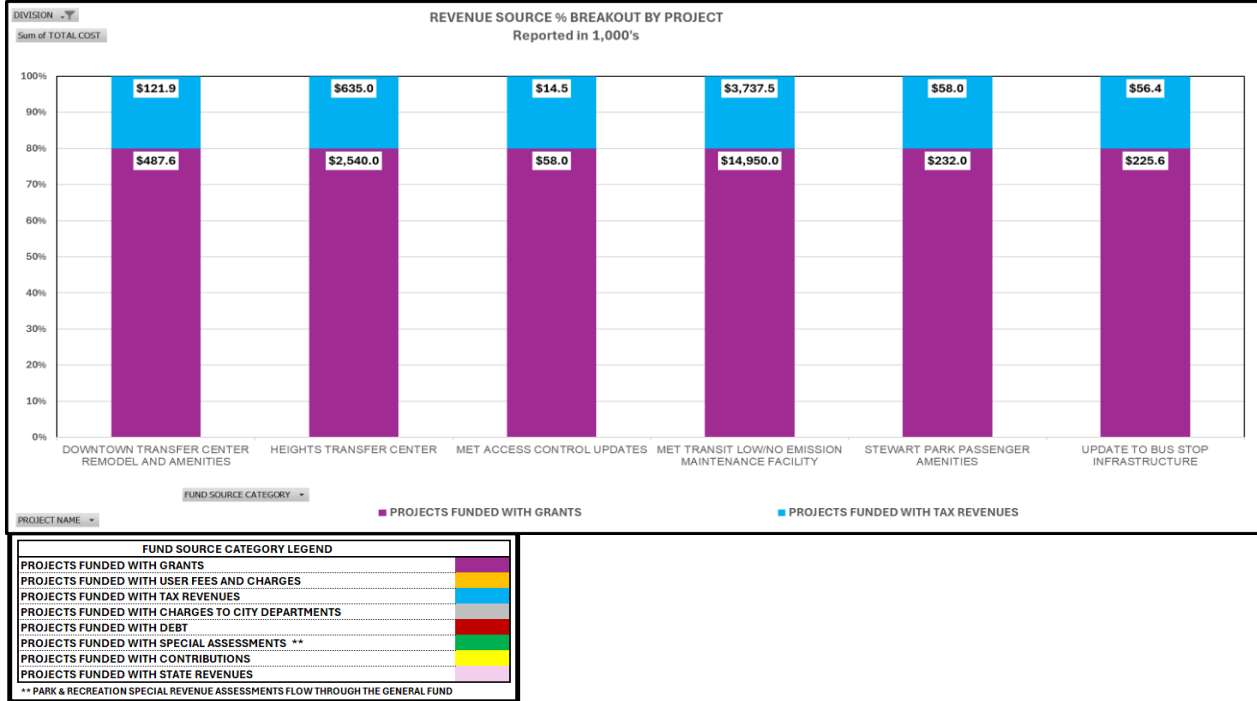


## MET TRANSIT PROJECTS

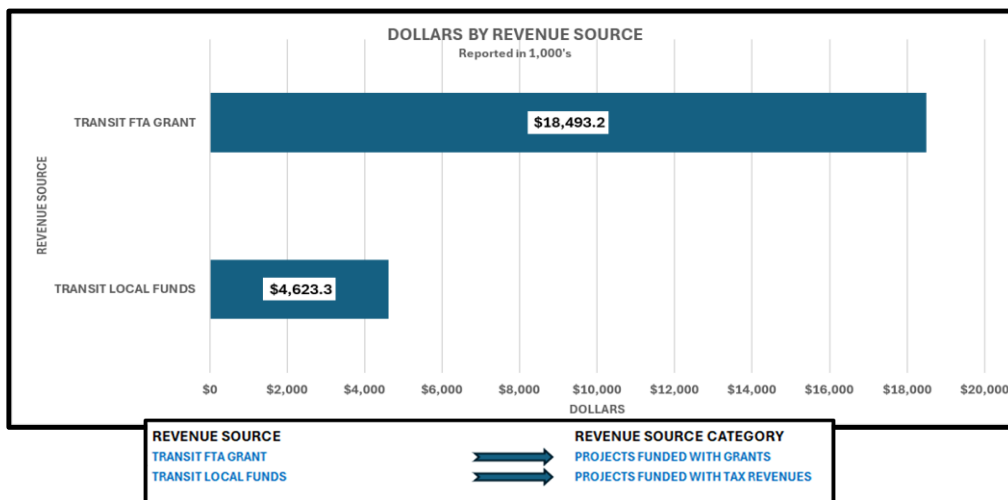
Project Name	FY 2026	FY 2027	FY 2028	FY 2029	FY 2030	TOTAL
Downtown Transfer Center Remodel and Amenities	609,500	-	-	-	-	609,500
Heights Transfer Center	-	-	3,175,000	-	-	3,175,000
MET Access Control Updates	72,450	-	-	-	-	72,450
MET Transit Low/No Emission Maintenance Facility	-	-	-	18,687,500	-	18,687,500
Stewart Park Passenger Amenities	-	290,000	-	-	-	290,000
Update to Bus Stop Infrastructure	50,000	82,000	50,000	50,000	50,000	282,000
<b>Total MET Transit Projects</b>	<b>731,950</b>	<b>372,000</b>	<b>3,225,000</b>	<b>18,737,500</b>	<b>50,000</b>	<b>23,116,450</b>

## MET TRANSIT PROJECTS - REVENUE SOURCE DETAILS

### MET TRANSIT - PERCENT (%) BREAKOUT BY REVENUE SOURCE CATEGORY



### MET TRANSIT TOTAL DOLLARS BY REVENUE SOURCE



AVIATION AND TRANSIT DEPARTMENT TOTAL	20,953,950	21,272,000	15,862,999	32,876,388	45,050,000	136,015,337
---------------------------------------	------------	------------	------------	------------	------------	-------------

<b>Department:</b> <u>Aviation And Transit</u>		<b>FY26 - FY30 CIP</b>						
<b>Project Category:</b> <u>Airport</u>		<b>Project Title:</b> <u>Cargo Ramp Rehabilitation</u>						
<b>Project Description/Location:</b> Rehabilitate the concrete on the Cargo Ramps where UPS and FedEx park large aircraft. 2 Phases								
<b>Justification:</b> The Cargo Ramps west of the Air Traffic Control Tower are used by Federal Express and United Parcel Service on a daily basis. A recent Pavement Condition Index study by our Civil Engineering group Morrison Maierle, identified the signs of the concrete ramp beginning to fail due to Aggregate Silicate Reaction (ASR). When these particular ramps were poured, no additives were included in the mix design to prevent the ASR issue. After 25 years of moisture and heat the ASR has begun to show up with cracking and spalling on the surface of the ramp. Once this happens, it should be replaced before it becomes a safety issue.								
<b>CIP Status - SELECT from LIST</b> <u>New Project OR Modify Existing</u>		<b>Project Type - SELECT from LIST</b> <u>Renewal/Replacement OR Enhancement/New</u>		Insert Picture(s) or Map Here				
New Project		Renewal/Replacement						
<b>Operating Budget Impact:</b> Little or no impact								
<b>Comments:</b>								
<b>Estimated Project Cost(s)</b>	<b>Prior Years</b>	<b>FY 2026</b>	<b>FY 2027</b>	<b>FY 2028</b>	<b>FY 2029</b>	<b>FY 2030</b>	<b>Future</b>	<b>Total Cost</b>
Planning, Design, & Engineering				750,000				\$ 750,000
Land Acquisition								\$ -
Construction				2,916,666	3,666,666			\$ 6,583,332
Equipment								\$ -
Other								\$ -
<b>Total Project Cost</b>	<b>\$ -</b>	<b>\$ -</b>	<b>\$ -</b>	<b>\$ 3,666,666</b>	<b>\$ 3,666,666</b>	<b>\$ -</b>	<b>\$ -</b>	<b>\$ 7,333,332</b>
<b>Project Funding</b>	<b>Prior Years</b>	<b>FY 2026</b>	<b>FY 2027</b>	<b>FY 2028</b>	<b>FY 2029</b>	<b>FY 2030</b>	<b>Future</b>	<b>Total Cost</b>
Airport User Fees				366,666	366,666			\$ 733,332
Airport FAA Grant				3,300,000	3,300,000			\$ 6,600,000
Airport Passenger Facility Charges								\$ -
Airport Customer Facility Charges								\$ -
								\$ -
								\$ -
<b>Total Project Funding</b>	<b>\$ -</b>	<b>\$ -</b>	<b>\$ -</b>	<b>\$ 3,666,666</b>	<b>\$ 3,666,666</b>	<b>\$ -</b>	<b>\$ -</b>	<b>\$ 7,333,332</b>

<b>Department:</b> <u>Aviation And Transit</u>		<b>FY26 - FY30 CIP</b>						
<b>Project Category:</b> <u>Airport</u>		<b>Project Title: <u>Interior Terminal Rehab Phases I, II, III</u></b>						
<b>Project Description/Location:</b> Interior Terminal Rehab Phases I, II, III								
<b>Justification:</b> The five year Terminal remodel of Concourse A, B and C that included a new Great Room, concessions, bathrooms, relocation of the TSA screening area and a new lobby will be completed in 2024. The next project is to rehabilitate the exterior front of the building and interior ticket counter areas and baggage claim that are 30 years old. This work will consist of the following: - Refresh the front of the Terminal, expand the lobby and improve the ticket counter space when passengers are checking in for their flights. - Improve baggage claim by adding a 3rd baggage carousel - Add ticket counters at the East end of the building to accommodate more airlines and improve the operational space								
<b>CIP Status - SELECT from LIST</b> <u>New Project OR Modify Existing</u>  Modify Existing		<b>Project Type - SELECT from LIST</b> <u>Renewal/Replacement OR Enhancement/New</u>  Enhancement / New		Insert Picture(s) or Map Here				
<b>Operating Budget Impact:</b> Little or no impact								
<b>Comments:</b>								
<b>Estimated Project Cost(s)</b>	<b>Prior Years</b>	<b>FY 2026</b>	<b>FY 2027</b>	<b>FY 2028</b>	<b>FY 2029</b>	<b>FY 2030</b>	<b>Future</b>	<b>Total Cost</b>
Planning, Design, & Engineering	1,011,111	2,411,111						\$ 3,422,222
Land Acquisition								\$ -
Construction		12,588,889	17,800,000					\$ 30,388,889
Equipment								\$ -
Other								\$ -
<b>Total Project Cost</b>	<b>\$ 1,011,111</b>	<b>\$ 15,000,000</b>	<b>\$ 17,800,000</b>	<b>\$ -</b>	<b>\$ -</b>	<b>\$ -</b>	<b>\$ -</b>	<b>\$ 33,811,111</b>
<b>Project Funding</b>	<b>Prior Years</b>	<b>FY 2026</b>	<b>FY 2027</b>	<b>FY 2028</b>	<b>FY 2029</b>	<b>FY 2030</b>	<b>Future</b>	<b>Total Cost</b>
Airport User Fees	11,111	12,000,000	7,000,000					\$ 19,011,111
Airport FAA Grant	1,000,000	3,000,000	8,800,000					\$ 12,800,000
Airport Passenger Facility Charges			2,000,000					\$ 2,000,000
Airport Customer Facility Charges								\$ -
								\$ -
								\$ -
								\$ -
<b>Total Project Funding</b>	<b>\$ 1,011,111</b>	<b>\$ 15,000,000</b>	<b>\$ 17,800,000</b>	<b>\$ -</b>	<b>\$ -</b>	<b>\$ -</b>	<b>\$ -</b>	<b>\$ 33,811,111</b>

<b>Department:</b> <u>Aviation And Transit</u>		<b>FY26 - FY30 CIP</b>						
<b>Project Category:</b> <u>Airport</u>		<b>Project Title:</b> <u>New Airport Operations Building</u>						
<b>Project Description/Location:</b> The existing Airport Operations Facility was built in 1990 and is the central location where all firefighting, maintenance and snow removal operations take place from including storage of approximately 60 large pieces of equipment. The 40 year old building no longer meets the current needs of the Airport, is undersized and should be built in a better location which is on the North side of the Airport.								
<b>Justification:</b> The building was built in 1990 and will be approximately 40 years old when it is replaced because it does not meet the current needs of the Airport. The configuration and size of snow removal equipment and firefighting apparatus has increased over the years; subsequently, the current layout of the mechanics bay and parking stalls are too small. The plan is to lease or rent the existing building to a tenant, i.e., UPS and FedEx have expressed interest in using it as consolidated cargo sorting facility and warehouse since their aircraft operation is very close.								
<b>CIP Status - SELECT from LIST</b> <u>New Project OR Modify Existing</u>		<b>Project Type - SELECT from LIST</b> <u>Renewal/Replacement OR Enhancement/New</u>						
New Project		Enhancement / New						
<b>Operating Budget Impact:</b> Repair and Maintenance cost will dramatically decrease due to outdated building. Heating costs may go down because the doors will remain closed when the new, larger equipment is being serviced and stored.		Insert Picture(s) or Map Here						
<b>Comments:</b>								
<b>Estimated Project Cost(s)</b>	<b>Prior Years</b>	<b>FY 2026</b>	<b>FY 2027</b>	<b>FY 2028</b>	<b>FY 2029</b>	<b>FY 2030</b>	<b>Future</b>	<b>Total Cost</b>
Planning, Design, & Engineering						2,000,000		\$ 2,000,000
Land Acquisition								\$ -
Construction						18,000,000		\$ 18,000,000
Equipment								\$ -
Other								\$ -
<b>Total Project Cost</b>	\$ -	\$ -	\$ -	\$ -	\$ -	\$ 20,000,000	\$ -	\$ 20,000,000
<b>Project Funding</b>	<b>Prior Years</b>	<b>FY 2026</b>	<b>FY 2027</b>	<b>FY 2028</b>	<b>FY 2029</b>	<b>FY 2030</b>	<b>Future</b>	<b>Total Cost</b>
Airport User Fees						2,000,000		\$ 2,000,000
Airport FAA Grant						18,000,000		\$ 18,000,000
Airport Passenger Facility Charges								\$ -
Airport Customer Facility Charges								\$ -
								\$ -
								\$ -
<b>Total Project Funding</b>	\$ -	\$ -	\$ -	\$ -	\$ -	\$ 20,000,000	\$ -	\$ 20,000,000

<b>Department:</b> <u>Aviation And Transit</u>		<b>FY26 - FY30 CIP</b>						
<b>Project Category:</b> <u>Airport</u>		<b>Project Title:</b> <u>New Taxilane for West end Hangar Development</u>						
<b>Project Description/Location:</b> Growth on the West end of the Airport continues and a new taxilane is needed to accommodate additional hangars that will be built.								
<b>Justification:</b> Aircraft parking inside the new hangar development on the west end of the Airport will require access to/from the airfield.								
<b>CIP Status - SELECT from LIST</b> <span style="color:red;">New Project OR Modify Existing</span>	<b>Project Type - SELECT from LIST</b> <span style="color:red;">Renewal/Replacement OR Enhancement/New</span>							
New Project	Enhancement / New							
<b>Operating Budget Impact:</b> none		<a href="#">Insert Picture(s) or Map Here</a>						
<b>Comments:</b>								
<b>Estimated Project Cost(s)</b>	<b>Prior Years</b>	<b>FY 2026</b>	<b>FY 2027</b>	<b>FY 2028</b>	<b>FY 2029</b>	<b>FY 2030</b>	<b>Future</b>	<b>Total Cost</b>
Planning, Design, & Engineering		125,000						\$ 125,000
Land Acquisition								\$ -
Construction		1,125,000						\$ 1,125,000
Equipment								\$ -
Other								\$ -
<b>Total Project Cost</b>	\$ -	\$ 1,250,000	\$ -	\$ -	\$ -	\$ -	\$ -	\$ 1,250,000
<b>Project Funding</b>	<b>Prior Years</b>	<b>FY 2026</b>	<b>FY 2027</b>	<b>FY 2028</b>	<b>FY 2029</b>	<b>FY 2030</b>	<b>Future</b>	<b>Total Cost</b>
Airport User Fees		125,000						\$ 125,000
Airport FAA Grant		1,125,000						\$ 1,125,000
Airport Passenger Facility Charges								\$ -
Airport Customer Facility Charges								\$ -
								\$ -
								\$ -
<b>Total Project Funding</b>	\$ -	\$ 1,250,000	\$ -	\$ -	\$ -	\$ -	\$ -	\$ 1,250,000

<b>Department:</b> <u>Aviation And Transit</u>		<b>FY26 - FY30 CIP</b>						
<b>Project Category:</b> <u>Airport</u>		<b>Project Title:</b> <u>Parking Garage Phase I</u>						
<b>Project Description/Location:</b> This project is for the construction of a parking structure at the Airport for car rental companies, with a smaller section for the public.								
<b>Justification:</b> This will allow the Airport the ability to increase parking and revenue, create a safer and more user friendly parking option for Airport customers, provide protection during inclement weather, and increase overall future expansion at the Airport.								
<b>CIP Status - SELECT from LIST</b> <u>New Project OR Modify Existing</u>		<b>Project Type - SELECT from LIST</b> <u>Renewal/Replacement OR Enhancement/New</u>						
<b>Operating Budget Impact:</b> CFC charges will be used to pay for the costs of operating the facility, as well as the related debt service.		Insert Picture(s) or Map Here						
<b>Comments:</b>								
<b>Estimated Project Cost(s)</b>	<b>Prior Years</b>	<b>FY 2026</b>	<b>FY 2027</b>	<b>FY 2028</b>	<b>FY 2029</b>	<b>FY 2030</b>	<b>Future</b>	<b>Total Cost</b>
Planning, Design, & Engineering						3,000,000		\$ 3,000,000
Land Acquisition								\$ -
Construction						22,000,000		\$ 22,000,000
Equipment								\$ -
Other								\$ -
<b>Total Project Cost</b>	<b>\$ -</b>	<b>\$ -</b>	<b>\$ -</b>	<b>\$ -</b>	<b>\$ -</b>	<b>\$ 25,000,000</b>	<b>\$ -</b>	<b>\$ 25,000,000</b>
<b>Project Funding</b>	<b>Prior Years</b>	<b>FY 2026</b>	<b>FY 2027</b>	<b>FY 2028</b>	<b>FY 2029</b>	<b>FY 2030</b>	<b>Future</b>	<b>Total Cost</b>
Airport User Fees								\$ -
Airport FAA Grant								\$ -
Airport Passenger Facility Charges								\$ -
Airport Customer Facility Charges						25,000,000		\$ 25,000,000
								\$ -
								\$ -
								\$ -
<b>Total Project Funding</b>	<b>\$ -</b>	<b>\$ -</b>	<b>\$ -</b>	<b>\$ -</b>	<b>\$ -</b>	<b>\$ 25,000,000</b>	<b>\$ -</b>	<b>\$ 25,000,000</b>

<b>Department:</b> <u>Aviation And Transit</u>		<b>FY26 - FY30 CIP</b>						
<b>Project Category:</b> <u>Airport</u>		<b>Project Title:</b> <u>Parking Garage Planning and Design</u>						
<b>Project Description/Location:</b> This project will provide preliminary plans and design work to identify the funding source, location and construction of a new parking structure at the Airport.								
<b>Justification:</b> The planning and design work is required in order to develop specifications and to bid construction work.								
<b>CIP Status - SELECT from LIST</b> <span style="color:red;">New Project OR Modify Existing</span>	<b>Project Type - SELECT from LIST</b> <span style="color:red;">Renewal/Replacement OR Enhancement/New</span>	Insert Picture(s) or Map Here						
Modify Existing	Enhancement / New							
<b>Operating Budget Impact:</b> None at this time.								
<b>Comments:</b>								
<b>Estimated Project Cost(s)</b>	<b>Prior Years</b>	<b>FY 2026</b>	<b>FY 2027</b>	<b>FY 2028</b>	<b>FY 2029</b>	<b>FY 2030</b>	<b>Future</b>	<b>Total Cost</b>
Planning, Design, & Engineering				5,000,000				\$ 5,000,000
Land Acquisition								\$ -
Construction								\$ -
Equipment								\$ -
Other								\$ -
<b>Total Project Cost</b>	\$ -	\$ -	\$ -	\$ 5,000,000	\$ -	\$ -	\$ -	\$ 5,000,000
<b>Project Funding</b>	<b>Prior Years</b>	<b>FY 2026</b>	<b>FY 2027</b>	<b>FY 2028</b>	<b>FY 2029</b>	<b>FY 2030</b>	<b>Future</b>	<b>Total Cost</b>
Airport User Fees								\$ -
Airport FAA Grant								\$ -
Airport Passenger Facility Charges								\$ -
Airport Customer Facility Charges				5,000,000				\$ 5,000,000
								\$ -
								\$ -
								\$ -
<b>Total Project Funding</b>	\$ -	\$ -	\$ -	\$ 5,000,000	\$ -	\$ -	\$ -	\$ 5,000,000

<b>Department:</b> <u>Aviation And Transit</u>		<b>FY26 - FY30 CIP</b>						
<b>Project Category:</b> <u>Airport</u>		<b>Project Title:</b> <u>Pavement Condition Index Survey</u>						
<b>Project Description/Location:</b> Pavement surface conditions are evaluated every three years for FAA review and Construction Project Programming.								
<b>Justification:</b> Required by the FAA for construction project grant funding priorities.								
<b>CIP Status - SELECT from LIST</b> <span style="color:red;">New Project OR Modify Existing</span>	<b>Project Type - SELECT from LIST</b> <span style="color:red;">Renewal/Replacement OR Enhancement/New</span>	Insert Picture(s) or Map Here						
Modify Existing	Renewal/Replacement							
<b>Operating Budget Impact:</b> Little or no impact								
<b>Comments:</b>								
<b>Estimated Project Cost(s)</b>	<b>Prior Years</b>	<b>FY 2026</b>	<b>FY 2027</b>	<b>FY 2028</b>	<b>FY 2029</b>	<b>FY 2030</b>	<b>Future</b>	<b>Total Cost</b>
Planning, Design, & Engineering				83,333				\$ 83,333
Land Acquisition								\$ -
Construction								\$ -
Equipment								\$ -
Other								\$ -
<b>Total Project Cost</b>	\$ -	\$ -	\$ -	\$ 83,333	\$ -	\$ -	\$ -	\$ 83,333
<b>Project Funding</b>	<b>Prior Years</b>	<b>FY 2026</b>	<b>FY 2027</b>	<b>FY 2028</b>	<b>FY 2029</b>	<b>FY 2030</b>	<b>Future</b>	<b>Total Cost</b>
Airport User Fees				8,333				\$ 8,333
Airport FAA Grant				75,000				\$ 75,000
Airport Passenger Facility Charges								\$ -
Airport Customer Facility Charges								\$ -
								\$ -
								\$ -
<b>Total Project Funding</b>	\$ -	\$ -	\$ -	\$ 83,333	\$ -	\$ -	\$ -	\$ 83,333

<b>Department:</b>	<b>Aviation And Transit</b>	<b>FY26 - FY30 CIP</b>
<b>Project Category:</b>	<b>Airport</b>	<b>Project Title: <u>Public Ramp - North Side Expansion</u></b>

**Project Description/Location:**  
This project would expand the ramp area large enough to accommodate the local and itinerant aircraft traffic on the north side of the Airport.

**Justification:**  
This area has become very busy most of the year and extremely busy when there are wildfires in the area due to increased tanker base operations.

<b>CIP Status - SELECT from LIST</b> <i>New Project OR Modify Existing</i>	<b>Project Type - SELECT from LIST</b> <i>Renewal/Replacement OR Enhancement/New</i>
Modify Existing	Enhancement / New

**Operating Budget Impact:**  
This project will not cause operating expenses to increase or decrease. Airport revenues charged to the airlines are adjusted annually to cover those Airport costs that exceed non-airline revenues.

Insert Picture(s) or Map Here

**Comments:**

Estimated Project Cost(s)	Prior Years	FY 2026	FY 2027	FY 2028	FY 2029	FY 2030	Future	Total Cost
Planning, Design, & Engineering					250,000			\$ 250,000
Land Acquisition								\$ -
Construction					1,972,222			\$ 1,972,222
Equipment								\$ -
Other								\$ -
<b>Total Project Cost</b>	<b>\$ -</b>	<b>\$ -</b>	<b>\$ -</b>	<b>\$ -</b>	<b>\$ 2,222,222</b>	<b>\$ -</b>	<b>\$ -</b>	<b>\$ 2,222,222</b>

Project Funding	Prior Years	FY 2026	FY 2027	FY 2028	FY 2029	FY 2030	Future	Total Cost
Airport User Fees					222,222			\$ 222,222
Airport FAA Grant					2,000,000			\$ 2,000,000
Airport Passenger Facility Charges								\$ -
Airport Customer Facility Charges								\$ -
								\$ -
								\$ -
<b>Total Project Funding</b>	<b>\$ -</b>	<b>\$ -</b>	<b>\$ -</b>	<b>\$ -</b>	<b>\$ 2,222,222</b>	<b>\$ -</b>	<b>\$ -</b>	<b>\$ 2,222,222</b>

<b>Department:</b> <u>Aviation And Transit</u>		<b>FY26 - FY30 CIP</b>						
<b>Project Category:</b> <u>Airport</u>		<b>Project Title:</b> <u>Rehab of Incursion &amp; Fuel Farm Roads</u>						
<b>Project Description/Location:</b> This project would develop neighboring land and add roads at the fuel farm facility. It will also rehabilitate existing roadways at the East end of the Airport that fuel trucks and vehicles utilize in order to avoid crossing the airfield and runways.								
<b>Justification:</b> With the last available fuel farm tank locations being leased to the new FBO Operation, BAG Billings, additional space is needed for future growth.								
<b>CIP Status - SELECT from LIST</b> <span style="color: red;">New Project OR Modify Existing</span>  Modify Existing		<b>Project Type - SELECT from LIST</b> <span style="color: red;">Renewal/Replacement OR Enhancement/New</span>  Enhancement / New						
<b>Operating Budget Impact:</b> Little or no impact		Insert Picture(s) or Map Here						
<b>Comments:</b>								
<b>Estimated Project Cost(s)</b>	<b>Prior Years</b>	<b>FY 2026</b>	<b>FY 2027</b>	<b>FY 2028</b>	<b>FY 2029</b>	<b>FY 2030</b>	<b>Future</b>	<b>Total Cost</b>
Planning, Design, & Engineering			200,000					\$ 200,000
Land Acquisition								\$ -
Construction			2,000,000					\$ 2,000,000
Equipment								\$ -
Other								\$ -
<b>Total Project Cost</b>	<b>\$ -</b>	<b>\$ -</b>	<b>\$ 2,200,000</b>	<b>\$ -</b>	<b>\$ -</b>	<b>\$ -</b>	<b>\$ -</b>	<b>\$ 2,200,000</b>
<b>Project Funding</b>	<b>Prior Years</b>	<b>FY 2026</b>	<b>FY 2027</b>	<b>FY 2028</b>	<b>FY 2029</b>	<b>FY 2030</b>	<b>Future</b>	<b>Total Cost</b>
Airport User Fees			200,000					\$ 200,000
Airport FAA Grant			2,000,000					\$ 2,000,000
Airport Passenger Facility Charges								\$ -
Airport Customer Facility Charges								\$ -
								\$ -
								\$ -
<b>Total Project Funding</b>	<b>\$ -</b>	<b>\$ -</b>	<b>\$ 2,200,000</b>	<b>\$ -</b>	<b>\$ -</b>	<b>\$ -</b>	<b>\$ -</b>	<b>\$ 2,200,000</b>

<b>Department:</b> <u>Aviation And Transit</u>		<b>FY26 - FY30 CIP</b>						
<b>Project Category:</b> <u>Airport</u>		<b>Project Title:</b> <u>Rehab Overlook Drive</u>						
<b>Project Description/Location:</b> Replace and/or rehabilitate the pavement surface on Overlook Drive, one of the heavily used Airport access roadways.								
<b>Justification:</b> This road was paved over 20 years ago and has exceeded its useful life. Utility work under this pavement has taken place over the years along with a new fiberoptic cable that was recently installed. Since the asphalt was removed for the underground work, a number patches exist that are uneven, starting to unravel and are in desperate need of repair and the road needs to be resurfaced.								
<b>CIP Status - SELECT from LIST</b> <span style="color:red">New Project OR Modify Existing</span>  Modify Existing	<b>Project Type - SELECT from LIST</b> <span style="color:red">Renewal/Replacement OR Enhancement/New</span>  Renewal/Replacement	Insert Picture(s) or Map Here						
<b>Operating Budget Impact:</b> Little or no impact								
<b>Comments:</b>								
<b>Estimated Project Cost(s)</b>	<b>Prior Years</b>	<b>FY 2026</b>	<b>FY 2027</b>	<b>FY 2028</b>	<b>FY 2029</b>	<b>FY 2030</b>	<b>Future</b>	<b>Total Cost</b>
Planning, Design, & Engineering								\$ -
Land Acquisition								\$ -
Construction		1,200,000						\$ 1,200,000
Equipment								\$ -
Other								\$ -
<b>Total Project Cost</b>	\$ -	\$ 1,200,000	\$ -	\$ -	\$ -	\$ -	\$ -	\$ 1,200,000
<b>Project Funding</b>	<b>Prior Years</b>	<b>FY 2026</b>	<b>FY 2027</b>	<b>FY 2028</b>	<b>FY 2029</b>	<b>FY 2030</b>	<b>Future</b>	<b>Total Cost</b>
Airport User Fees		565,000						\$ 565,000
Airport FAA Grant		635,000						\$ 635,000
Airport Passenger Facility Charges								\$ -
Airport Customer Facility Charges								\$ -
								\$ -
								\$ -
<b>Total Project Funding</b>	\$ -	\$ 1,200,000	\$ -	\$ -	\$ -	\$ -	\$ -	\$ 1,200,000

<b>Department:</b> <u>Aviation And Transit</u>		<b>FY26 - FY30 CIP</b>						
<b>Project Category:</b> <u>Airport</u>		<b>Project Title:</b> <u>Rehab Runway 10L/28R</u>						
<b>Project Description/Location:</b> This project will rehabilitate the pavement surface of the main air carrier Runway 10L/28R.								
<b>Justification:</b> Runway 10L/28R is the primary runway for all airlines flying into or out of the Billings Airport. This pavement surface was last replaced in 2013 and the FAA recommends this take place approximately every 15 years. This rehab will address safety concerns and keep us in compliance with FAA Regulations.								
<b>CIP Status - SELECT from LIST</b> <u>New Project OR Modify Existing</u>  Modify Existing	<b>Project Type - SELECT from LIST</b> <u>Renewal/Replacement OR Enhancement/New</u>  Enhancement / New	Insert Picture(s) or Map Here						
<b>Operating Budget Impact:</b> No impact to revenues or expenses foreseen at this time.								
<b>Comments:</b>								
<b>Estimated Project Cost(s)</b>	<b>Prior Years</b>	<b>FY 2026</b>	<b>FY 2027</b>	<b>FY 2028</b>	<b>FY 2029</b>	<b>FY 2030</b>	<b>Future</b>	<b>Total Cost</b>
Planning, Design, & Engineering					900,000			\$ 900,000
Land Acquisition								\$ -
Construction								\$ -
Equipment								\$ -
Other					7,100,000			\$ 7,100,000
<b>Total Project Cost</b>	\$ -	\$ -	\$ -	\$ -	\$ 8,000,000	\$ -	\$ -	\$ 8,000,000
<b>Project Funding</b>	<b>Prior Years</b>	<b>FY 2026</b>	<b>FY 2027</b>	<b>FY 2028</b>	<b>FY 2029</b>	<b>FY 2030</b>	<b>Future</b>	<b>Total Cost</b>
Airport User Fees					7,200,000			\$ 7,200,000
Airport FAA Grant					800,000			\$ 800,000
Airport Passenger Facility Charges								\$ -
Airport Customer Facility Charges								\$ -
								\$ -
								\$ -
<b>Total Project Funding</b>	\$ -	\$ -	\$ -	\$ -	\$ 8,000,000	\$ -	\$ -	\$ 8,000,000

<b>Department:</b> <u>Aviation And Transit</u>		<b>FY26 - FY30 CIP</b>							
<b>Project Category:</b> <u>Airport</u>		<b>Project Title: <u>Rehab Terminal Loop</u></b>							
<b>Project Description/Location:</b> Replace and/or rehabilitate the road surface in front of the Terminal.									
<b>Justification:</b> This road was paved over 20 years ago and has exceeded its useful life. Pavement surfaces are cracking, unraveling and in need of repairs and resurfacing									
<b>CIP Status - SELECT from LIST</b> <span style="color: red;">New Project OR Modify Existing</span>		<b>Project Type - SELECT from LIST</b> <span style="color: red;">Renewal/Replacement OR Enhancement/New</span>		Insert Picture(s) or Map Here					
Modify Existing		Renewal/Replacement							
<b>Operating Budget Impact:</b> Little or no impact									
<b>Comments:</b>									
<b>Estimated Project Cost(s)</b>		<b>Prior Years</b>	<b>FY 2026</b>	<b>FY 2027</b>	<b>FY 2028</b>	<b>FY 2029</b>	<b>FY 2030</b>	<b>Future</b>	<b>Total Cost</b>
Planning, Design, & Engineering									\$ -
Land Acquisition									\$ -
Construction			550,000						\$ 550,000
Equipment									\$ -
Other									\$ -
<b>Total Project Cost</b>		<b>\$ -</b>	<b>\$ 550,000</b>	<b>\$ -</b>	<b>\$ -</b>	<b>\$ -</b>	<b>\$ -</b>	<b>\$ -</b>	<b>\$ 550,000</b>
<b>Project Funding</b>		<b>Prior Years</b>	<b>FY 2026</b>	<b>FY 2027</b>	<b>FY 2028</b>	<b>FY 2029</b>	<b>FY 2030</b>	<b>Future</b>	<b>Total Cost</b>
Airport User Fees			550,000						\$ 550,000
Airport FAA Grant									\$ -
Airport Passenger Facility Charges									\$ -
Airport Customer Facility Charges									\$ -
									\$ -
									\$ -
<b>Total Project Funding</b>		<b>\$ -</b>	<b>\$ 550,000</b>	<b>\$ -</b>	<b>\$ -</b>	<b>\$ -</b>	<b>\$ -</b>	<b>\$ -</b>	<b>\$ 550,000</b>

<b>Department:</b> <u>Aviation And Transit</u>		<b>FY26 - FY30 CIP</b>						
<b>Project Category:</b> <u>Airport</u>		<b>Project Title:</b> <u>Remove Hangars at Business Park 1-4</u>						
<b>Project Description/Location:</b> These old cold war era hangars need to be removed so that the ramp in this area can be expanded to accommodate the busy Fire Fighting Tanker Base and the existing tenants in this area.								
<b>Justification:</b> These old, cold war era hangars need to be removed so that the ramp in this area can be expanded to accommodate the busy Fire Fighting Tanker Base and the existing tenants in this area.								
<b>CIP Status - SELECT from LIST</b> <u>New Project OR Modify Existing</u>  Modify Existing	<b>Project Type - SELECT from LIST</b> <u>Renewal/Replacement OR Enhancement/New</u>  Enhancement / New	Insert Picture(s) or Map Here						
<b>Operating Budget Impact:</b> This project will not cause operating expenses to increase or decrease. Airport revenues charged to the airlines are adjusted annually to cover those Airport costs that exceed non-airline revenues.								
<b>Comments:</b>								
<b>Estimated Project Cost(s)</b>	<b>Prior Years</b>	<b>FY 2026</b>	<b>FY 2027</b>	<b>FY 2028</b>	<b>FY 2029</b>	<b>FY 2030</b>	<b>Future</b>	<b>Total Cost</b>
Planning, Design, & Engineering								\$ -
Land Acquisition								\$ -
Construction								\$ -
Equipment								\$ -
Other					250,000			\$ 250,000
<b>Total Project Cost</b>	\$ -	\$ -	\$ -	\$ -	\$ 250,000	\$ -	\$ -	\$ 250,000
<b>Project Funding</b>	<b>Prior Years</b>	<b>FY 2026</b>	<b>FY 2027</b>	<b>FY 2028</b>	<b>FY 2029</b>	<b>FY 2030</b>	<b>Future</b>	<b>Total Cost</b>
Airport User Fees					250,000			\$ 250,000
Airport FAA Grant								\$ -
Airport Passenger Facility Charges								\$ -
Airport Customer Facility Charges								\$ -
								\$ -
								\$ -
<b>Total Project Funding</b>	\$ -	\$ -	\$ -	\$ -	\$ 250,000	\$ -	\$ -	\$ 250,000

<b>Department:</b> <u>Aviation And Transit</u>		<b>FY26 - FY30 CIP</b>						
<b>Project Category:</b> <u>Airport</u>		<b>Project Title: <u>Storm Water Pond E Improvements</u></b>						
<b>Project Description/Location:</b> Storm water runoff and collection is an ongoing concern at the Airport and numerous retention ponds have built over the past 10 years to resolve these issues. This project will increase the size of the existing retention Pond E and improve drainage and infrastructure.								
<b>Justification:</b> Land is being developed and subdivisions are going up north and west of the Airport. Due to the growth and development of the Airport's west end, storm water improvements will need to be made to accommodate the water flows from hard surfaces. Pond E Improvements will address these issues by accommodating the flow of water from adding pavement surfaces on the airfield to include ramps, taxilanes and in parking lots.								
<b>CIP Status - SELECT from LIST</b> <u>New Project OR Modify Existing</u>  Modify Existing	<b>Project Type - SELECT from LIST</b> <u>Renewal/Replacement OR Enhancement/New</u>  Enhancement / New	Insert Picture(s) or Map Here						
<b>Operating Budget Impact:</b> This project will not cause operating expenses to increase or decrease. Airport revenues charged to the airlines are adjusted annually to cover those Airport costs that exceed non-airline revenues.								
<b>Comments:</b>								
<b>Estimated Project Cost(s)</b>	<b>Prior Years</b>	<b>FY 2026</b>	<b>FY 2027</b>	<b>FY 2028</b>	<b>FY 2029</b>	<b>FY 2030</b>	<b>Future</b>	<b>Total Cost</b>
Planning, Design, & Engineering		150,000						\$ 150,000
Land Acquisition								\$ -
Construction		2,072,000						\$ 2,072,000
Equipment								\$ -
Other								\$ -
<b>Total Project Cost</b>	\$ -	\$ 2,222,000	\$ -	\$ -	\$ -	\$ -	\$ -	\$ 2,222,000
<b>Project Funding</b>	<b>Prior Years</b>	<b>FY 2026</b>	<b>FY 2027</b>	<b>FY 2028</b>	<b>FY 2029</b>	<b>FY 2030</b>	<b>Future</b>	<b>Total Cost</b>
Airport User Fees		222,000						\$ 222,000
Airport FAA Grant		2,000,000						\$ 2,000,000
Airport Passenger Facility Charges								\$ -
Airport Customer Facility Charges								\$ -
								\$ -
								\$ -
<b>Total Project Funding</b>	\$ -	\$ 2,222,000	\$ -	\$ -	\$ -	\$ -	\$ -	\$ 2,222,000

<b>Department:</b> <u>Aviation And Transit</u>		<b>FY26 - FY30 CIP</b>						
<b>Project Category:</b> <u>Airport</u>		<b>Project Title:</b> <u>Taxiway B Reconstruction</u>						
<b>Project Description/Location:</b> Realign and reconstruct Taxiway B to allow for additional infrastructure at the Business park.								
<b>Justification:</b> Realign and reconstruct Taxiway B to allow for additional infrastructure at the Business park.								
<b>CIP Status - SELECT from LIST</b> <span style="color:red">New Project OR Modify Existing</span>	<b>Project Type - SELECT from LIST</b> <span style="color:red">Renewal/Replacement OR Enhancement/New</span>  Enhancement / New	Insert Picture(s) or Map Here						
<b>Operating Budget Impact:</b> None								
<b>Comments:</b>								
<b>Estimated Project Cost(s)</b>	<b>Prior Years</b>	<b>FY 2026</b>	<b>FY 2027</b>	<b>FY 2028</b>	<b>FY 2029</b>	<b>FY 2030</b>	<b>Future</b>	<b>Total Cost</b>
Planning, Design, & Engineering				200,000				\$ 200,000
Land Acquisition								\$ -
Construction				1,688,000				\$ 1,688,000
Equipment								\$ -
Other								\$ -
<b>Total Project Cost</b>	\$ -	\$ -	\$ -	\$ 1,888,000	\$ -	\$ -	\$ -	\$ 1,888,000
<b>Project Funding</b>	<b>Prior Years</b>	<b>FY 2026</b>	<b>FY 2027</b>	<b>FY 2028</b>	<b>FY 2029</b>	<b>FY 2030</b>	<b>Future</b>	<b>Total Cost</b>
Airport User Fees				188,000				\$ 188,000
Airport FAA Grant				1,700,000				\$ 1,700,000
Airport Passenger Facility Charges								\$ -
Airport Customer Facility Charges								\$ -
								\$ -
								\$ -
<b>Total Project Funding</b>	\$ -	\$ -	\$ -	\$ 1,888,000	\$ -	\$ -	\$ -	\$ 1,888,000

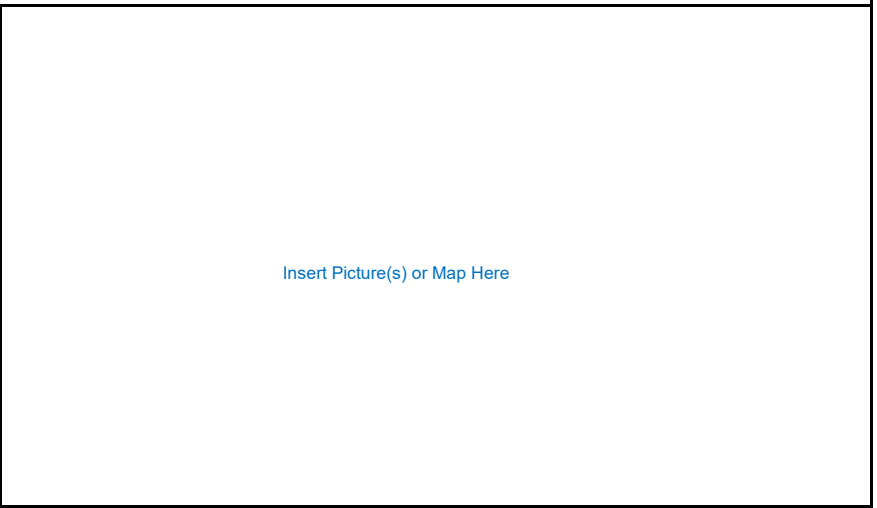
<b>Department:</b>	<b>Aviation And Transit</b>	<b>FY26 - FY30 CIP</b>
<b>Project Category:</b>	<b>Airport</b>	<b>Project Title: Taxiway C Hotspot Corrections</b>

**Project Description/Location:**  
The intersection of Taxiway A and C has been flagged as a "Hotspot" safety issue by the FAA and needs to be corrected.

**Justification:**  
Each year the FAA convenes a group of Airport users for a Runway Safety Action Team (RSAT) meeting to discuss and review areas of concern on the BIL airfield. The intersection of Taxiway A and C was identified as an area of confusion and concern that the FAA would now like to see remedied. This will most likely consist of airfield lighting and paint marking changes to visually show pilots the difference between the runway and taxiway.

<b>CIP Status - SELECT from LIST</b> <i>New Project OR Modify Existing</i>	<b>Project Type - SELECT from LIST</b> <i>Renewal/Replacement OR Enhancement/New</i>
New Project	Renewal/Replacement

**Operating Budget Impact:**  
Project will result in some additional maintenance depending on the solution decided on to fix this Hotspot area.



**Comments:**

Estimated Project Cost(s)	Prior Years	FY 2026	FY 2027	FY 2028	FY 2029	FY 2030	Future	Total Cost
Planning, Design, & Engineering			130,000					\$ 130,000
Land Acquisition								\$ -
Construction			770,000					\$ 770,000
Equipment								\$ -
Other								\$ -
<b>Total Project Cost</b>	<b>\$ -</b>	<b>\$ -</b>	<b>\$ 900,000</b>	<b>\$ -</b>	<b>\$ -</b>	<b>\$ -</b>	<b>\$ -</b>	<b>\$ 900,000</b>

Project Funding	Prior Years	FY 2026	FY 2027	FY 2028	FY 2029	FY 2030	Future	Total Cost
Airport User Fees			90,000					\$ 90,000
Airport FAA Grant			810,000					\$ 810,000
Airport Passenger Facility Charges								\$ -
Airport Customer Facility Charges								\$ -
								\$ -
								\$ -
<b>Total Project Funding</b>	<b>\$ -</b>	<b>\$ -</b>	<b>\$ 900,000</b>	<b>\$ -</b>	<b>\$ -</b>	<b>\$ -</b>	<b>\$ -</b>	<b>\$ 900,000</b>

<b>Department:</b>	<b>Aviation And Transit</b>	<b>FY26 - FY30 CIP</b>
<b>Project Category:</b>	<b>Airport</b>	<b>Project Title: <i>Utility Improvements for Business Park</i></b>

**Project Description/Location:**  
This project will extend and rehabilitate the water and sewer lines to the Airport Business Park.

**Justification:**  
The water and sewer infrastructure to this part of the Business Park was installed in the early 1960s and needs to be upgraded to provide development opportunities in this area.

<b>CIP Status - SELECT from LIST</b> <i>New Project OR Modify Existing</i>	<b>Project Type - SELECT from LIST</b> <i>Renewal/Replacement OR Enhancement/New</i>	
New Project	Enhancement / New	
<b>Operating Budget Impact:</b> No initial impact to revenues or expenses.		
<b>Comments:</b>		

Estimated Project Cost(s)	Prior Years	FY 2026	FY 2027	FY 2028	FY 2029	FY 2030	Future	Total Cost
Planning, Design, & Engineering				100,000				\$ 100,000
Land Acquisition								\$ -
Construction				1,900,000				\$ 1,900,000
Equipment								\$ -
Other								\$ -
<b>Total Project Cost</b>	<b>\$ -</b>	<b>\$ -</b>	<b>\$ -</b>	<b>\$ 2,000,000</b>	<b>\$ -</b>	<b>\$ -</b>	<b>\$ -</b>	<b>\$ 2,000,000</b>

Project Funding	Prior Years	FY 2026	FY 2027	FY 2028	FY 2029	FY 2030	Future	Total Cost
Airport User Fees				2,000,000				\$ 2,000,000
Airport FAA Grant								\$ -
Airport Passenger Facility Charges								\$ -
Airport Customer Facility Charges								\$ -
								\$ -
								\$ -
<b>Total Project Funding</b>	<b>\$ -</b>	<b>\$ -</b>	<b>\$ -</b>	<b>\$ 2,000,000</b>	<b>\$ -</b>	<b>\$ -</b>	<b>\$ -</b>	<b>\$ 2,000,000</b>

<b>Department:</b> <u>Aviation And Transit</u>		<b>FY26 - FY30 CIP</b>						
<b>Project Category:</b> <u>MET Transit</u>		<b>Project Title:</b> <u>Downtown Transfer Center Remodel and Amenities</u>						
<b>Project Description/Location:</b> Project adds a public restroom and a customer service window at the Downtown Transfer Center (220 N 25th St) as well as optimized interior space. Customer service window and remodeled interior space provides a more centralized location for customer service; the restroom adds a much-needed amenity for transit riders.								
<b>Justification:</b> MET riders will benefit from a public restroom to use between bus transfers, along with a customer service window to assist with bus pass purchases and questions pertaining to the transit system in general.								
<b>CIP Status - SELECT from LIST</b> <u>New Project OR Modify Existing</u>  Modify Existing		<b>Project Type - SELECT from LIST</b> <u>Renewal/Replacement OR Enhancement/New</u>  Enhancement / New		Insert Picture(s) or Map Here				
<b>Operating Budget Impact:</b> Will have small impact on utility costs and facility maintenance fees, most maintenance and cleaning will be done by MET personnel. Customer service window will require staffing by MET personnel. Project moved to FY26 from FYs 27 and 28 due to award of FFY24 competitive grant to fulfill other capital needs.								
<b>Comments:</b> Project is anticipated to be executed using annual FTA formula funds.								
<b>Estimated Project Cost(s)</b>	<b>Prior Years</b>	<b>FY 2026</b>	<b>FY 2027</b>	<b>FY 2028</b>	<b>FY 2029</b>	<b>FY 2030</b>	<b>Future</b>	<b>Total Cost</b>
Planning, Design, & Engineering		79,500	-	-				\$ 79,500
Land Acquisition								\$ -
Construction		530,000	-	-				\$ 530,000
Equipment								\$ -
Other								\$ -
<b>Total Project Cost</b>	<b>\$ -</b>	<b>\$ 609,500</b>	<b>\$ -</b>	<b>\$ -</b>	<b>\$ -</b>	<b>\$ -</b>	<b>\$ -</b>	<b>\$ 609,500</b>
<b>Project Funding</b>	<b>Prior Years</b>	<b>FY 2026</b>	<b>FY 2027</b>	<b>FY 2028</b>	<b>FY 2029</b>	<b>FY 2030</b>	<b>Future</b>	<b>Total Cost</b>
Transit Local Funds		121,900	-	-				\$ 121,900
Transit FTA Grant		487,600	-	-				\$ 487,600
								\$ -
								\$ -
								\$ -
								\$ -
<b>Total Project Funding</b>	<b>\$ -</b>	<b>\$ 609,500</b>	<b>\$ -</b>	<b>\$ -</b>	<b>\$ -</b>	<b>\$ -</b>	<b>\$ -</b>	<b>\$ 609,500</b>

**Project Description/Location:**  
 Heights area fixed-route transfer center with passenger shelters and restroom, an operator break area and restroom, an office area, vehicle/equipment storage, and a security camera system. MET is currently investigating the feasibility of using existing City owned land in the heights as a potential location. The project includes all real estate, engineering and design fees, labor, equipment, materials, and administrative costs.

**Justification:**  
 MET Transit has identified the need for a heights transfer location to facilitate transfer of passenger between heights circulator routes and routes connecting elsewhere in the City; further, MET has need of a location for operators to utilize restroom and break facilities. MET also anticipates the need for potential vehicle storage at the location to reduce the amount of daily deadhead miles operated by the MET fleet.

<b>CIP Status - SELECT from LIST</b> <u>New Project OR Modify Existing</u>	<b>Project Type - SELECT from LIST</b> <u>Renewal/Replacement OR Enhancement/New</u>
New Project	Enhancement / New

**Operating Budget Impact:**  
 Will have small impact on maintenance and utility costs; maintenance and cleaning will be performed by MET personnel.

[Insert Picture\(s\) or Map Here](#)

**Comments:**  
 MET does not yet have real property to complete this project; discussion with the Parks Dept is ongoing regarding available park land potentially eligible for use. Project is anticipated to be executed using annual FTA formula funds to support A&E; competitive federal funds will be required to execute construction. Real property is expected to be funded using capital reserve funds. MET has discussed with Parks the potential to add additional space for parks maintenance equipment for heights location storage; further uses of an expanded facility may be evaluated as the project progresses. However, any use of additional facility space for other departments would need to be coordinated with the Federal Transit Administration should federal transit funds be used; per federal requirements, use of the facility by other departments may not interfere with the execution of transit services nor may federal transit funds be utilized in support of real-estate acquisition/construction/or maintenance not intended for transit use.

Estimated Project Cost(s)	Prior Years	FY 2026	FY 2027	FY 2028	FY 2029	FY 2030	Future	Total Cost
Planning, Design, & Engineering				375,000				\$ 375,000
Land Acquisition				300,000				\$ 300,000
Construction				2,500,000				\$ 2,500,000
Equipment								\$ -
Other								\$ -
<b>Total Project Cost</b>	\$ -	\$ -	\$ -	\$ 3,175,000	\$ -	\$ -	\$ -	\$ 3,175,000

Project Funding	Prior Years	FY 2026	FY 2027	FY 2028	FY 2029	FY 2030	Future	Total Cost
Transit Local Funds		-	-	635,000	-	-		\$ 635,000
Transit FTA Grant		-	-	2,540,000	-	-		\$ 2,540,000
								\$ -
								\$ -
								\$ -
								\$ -
<b>Total Project Funding</b>	\$ -	\$ -	\$ -	\$ 3,175,000	\$ -	\$ -	\$ -	\$ 3,175,000

<b>Department:</b> <u>Aviation And Transit</u>		<b>FY26 - FY30 CIP</b>						
<b>Project Category:</b> <u>MET Transit</u>		<b>Project Title:</b> <u>MET Access Control Updates</u>						
<b>Project Description/Location:</b> Project would purchase and install access controls to doors not included in the access control scope of the METroplex Administration and Bus Storage Facility remodel and expansion project. This project would add access controls to 6 additional door locations, a walkthrough gate location, and two vehicle access gates. The project includes all design fees, labor, equipment, materials, and administrative costs.								
<b>Justification:</b> Updates to the METroplex secure access system the safety and security of facilities and equipment for all staff. The METroplex remodel and expansion project executed in 2024 included the installation of an electronic access control system to the remodel and addition areas (administrative, operations, and office locations). This project will update the remainder of the facility doors that allow access to the bus fueling/storage bays and maintenance shop, as well as expand the access control system to the perimeter fence locations including a walkthrough gate and the vehicle access gates. This project supports the Federal Transit Administration 5307 regulations requiring annual security expenditure.								
<b>CIP Status - SELECT from LIST</b> <u>New Project OR Modify Existing</u>  New Project		<b>Project Type - SELECT from LIST</b> <u>Renewal/Replacement OR Enhancement/New</u>		Insert Picture(s) or Map Here				
<b>Operating Budget Impact:</b> Minimal impact; additional locations will addon to existing system and will allow for more efficient access updates when personnel changes occur.								
<b>Comments:</b> Project is anticipated to be executed using annual FTA formula funds.								
<b>Estimated Project Cost(s)</b>	<b>Prior Years</b>	<b>FY 2026</b>	<b>FY 2027</b>	<b>FY 2028</b>	<b>FY 2029</b>	<b>FY 2030</b>	<b>Future</b>	<b>Total Cost</b>
Planning, Design, & Engineering		9,450						\$ 9,450
Land Acquisition								\$ -
Construction		63,000						\$ 63,000
Equipment								\$ -
Other								\$ -
<b>Total Project Cost</b>	<b>\$ -</b>	<b>\$ 72,450</b>	<b>\$ -</b>	<b>\$ -</b>	<b>\$ -</b>	<b>\$ -</b>	<b>\$ -</b>	<b>\$ 72,450</b>
<b>Project Funding</b>	<b>Prior Years</b>	<b>FY 2026</b>	<b>FY 2027</b>	<b>FY 2028</b>	<b>FY 2029</b>	<b>FY 2030</b>	<b>Future</b>	<b>Total Cost</b>
Transit Local Funds		14,490						\$ 14,490
Transit FTA Grant		57,960						\$ 57,960
								\$ -
								\$ -
								\$ -
								\$ -
<b>Total Project Funding</b>	<b>\$ -</b>	<b>\$ 72,450</b>	<b>\$ -</b>	<b>\$ -</b>	<b>\$ -</b>	<b>\$ -</b>	<b>\$ -</b>	<b>\$ 72,450</b>

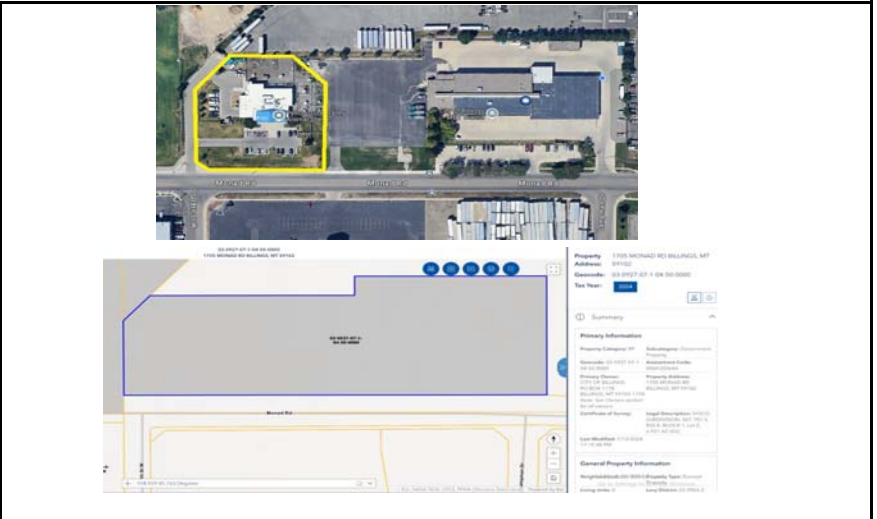
<b>Department:</b>	<b>Aviation And Transit</b>	<b>FY26 - FY30 CIP</b>
<b>Project Category:</b>	<b>MET Transit</b>	<b>Project Title: MET Transit Low/No Emission Maintenance Facility</b>

**Project Description/Location:**  
 New MET Transit fleet maintenance facility supporting low/no emission vehicles including all electric; the anticipated 26,000 sq ft facility will include multiple maintenance bays with built in catwalks for access to vehicle rooftop mounted equipment including batteries as well as multiple vehicle lift bays. Facility will also be equipped to handle maintenance of existing internal combustion powerplants, provide storage for parts/fluids/tire inventory as well as administrative offices for maintenance management. Non-lift, non-catwalk bays will also be present for general maintenance as well as provide for indoor charging locations for electric vehicles.

Project is anticipated to be located on the area of land currently occupied by the Yellowstone Valley Animal Shelter facility; if and when that location is vacated, this project would remove the existing facility and build in that location. The area where the animal shelter exists is currently on the same large lot of City owned land occupied by the METroplex. The project includes all real estate, engineering and design fees, labor, equipment, materials, and administrative costs.

**Justification:**  
 The existing MET Transit maintenance shop is 40+ years old and is not configured correctly for maintenance of vehicles with rooftop mounted batteries or other equipment. Currently MET is experiencing issues with adequate space for storage of all required maintenance equipment and other items; further, available space for usage of vehicle lifts does not provide for adequate work space around the vehicle. Outdated infrastructure was originally designed around smaller vehicles; further, low ceiling space does not allow for full lift usage and poses potential problems with roof exhaust setups. As the Billings area continues to expand and MET service expands with it, a more functional and efficient maintenance area is essential.

<b>CIP Status - SELECT from LIST</b> <i>New Project OR Modify Existing</i>	<b>Project Type - SELECT from LIST</b> <i>Renewal/Replacement OR Enhancement/New</i>
New Project	Enhancement / New



**Operating Budget Impact:**  
 Moderate; facility will require ongoing maintenance and cleaning for which MET Transit would anticipate utilizing existing staff as well as additional positions. Facility will require electric and other utility charges, leading to increased expense. However, expenses may be offset by realized efficiencies of maintenance operations within a facility designed for fleet maintenance.

**Comments:**  
 25,000 sq ft - at \$650/sq ft = \$16,250,000  
 A&E @ 15%

Project would require the securement of competitive Federal Transit Administration bus and bus facility funds but may also utilize a portion of annual FTA formula funds.

Estimated Project Cost(s)	Prior Years	FY 2026	FY 2027	FY 2028	FY 2029	FY 2030	Future	Total Cost
Planning, Design, & Engineering					2,437,500			\$ 2,437,500
Land Acquisition								\$ -
Construction					16,250,000			\$ 16,250,000
Equipment								\$ -
Other								\$ -
<b>Total Project Cost</b>	\$ -	\$ -	\$ -	\$ -	\$ 18,687,500	\$ -	\$ -	\$ 18,687,500
Project Funding	Prior Years	FY 2026	FY 2027	FY 2028	FY 2029	FY 2030	Future	Total Cost
Transit Local Funds					3,737,500			\$ 3,737,500
Transit FTA Grant					14,950,000			\$ 14,950,000
								\$ -
								\$ -
								\$ -
								\$ -
<b>Total Project Funding</b>	\$ -	\$ -	\$ -	\$ -	\$ 18,687,500	\$ -	\$ -	\$ 18,687,500

<b>Department:</b> <u>Aviation And Transit</u>		<b>FY26 - FY30 CIP</b>						
<b>Project Category:</b> <u>MET Transit</u>		<b>Project Title:</b> <u>Stewart Park Passenger Amenities</u>						
<b>Project Description/Location:</b> Project adds a public restroom and additional shelters at the Stewart Park Transfer Center to improve service for transit passengers.								
<b>Justification:</b> MET riders will benefit from a public restroom to use between bus transfers as well as additional sheltered space while waiting for buses to arrive. The current facility does not have shelters at all bus arrival locations, nor does the facility have any type of public use restroom.								
<b>CIP Status - SELECT from LIST</b> <u>New Project OR Modify Existing</u>		<b>Project Type - SELECT from LIST</b> <u>Renewal/Replacement OR Enhancement/New</u>		Insert Picture(s) or Map Here				
New Project		Enhancement / New						
<b>Operating Budget Impact:</b> Will have small impact on utility costs and facility maintenance fees; maintenance and cleaning will be performed by MET personnel.								
<b>Comments:</b> Project is anticipated to be executed using annual FTA formula funds.								
<b>Estimated Project Cost(s)</b>	<b>Prior Years</b>	<b>FY 2026</b>	<b>FY 2027</b>	<b>FY 2028</b>	<b>FY 2029</b>	<b>FY 2030</b>	<b>Future</b>	<b>Total Cost</b>
Planning, Design, & Engineering			40,000					\$ 40,000
Land Acquisition			-					\$ -
Construction			250,000					\$ 250,000
Equipment								\$ -
Other								\$ -
<b>Total Project Cost</b>	<b>\$ -</b>	<b>\$ -</b>	<b>\$ 290,000</b>	<b>\$ -</b>	<b>\$ -</b>	<b>\$ -</b>	<b>\$ -</b>	<b>\$ 290,000</b>
<b>Project Funding</b>	<b>Prior Years</b>	<b>FY 2026</b>	<b>FY 2027</b>	<b>FY 2028</b>	<b>FY 2029</b>	<b>FY 2030</b>	<b>Future</b>	<b>Total Cost</b>
Transit Local Funds			58,000					\$ 58,000
Transit FTA Grant			232,000					\$ 232,000
								\$ -
								\$ -
								\$ -
								\$ -
<b>Total Project Funding</b>	<b>\$ -</b>	<b>\$ -</b>	<b>\$ 290,000</b>	<b>\$ -</b>	<b>\$ -</b>	<b>\$ -</b>	<b>\$ -</b>	<b>\$ 290,000</b>

<b>Department:</b> <u>Aviation And Transit</u>		<b>FY26 - FY30 CIP</b>						
<b>Project Category:</b> <u>MET Transit</u>		<b>Project Title:</b> <u>Update to Bus Stop Infrastructure</u>						
<b>Project Description/Location:</b> MET Transit will spend \$50,000 annually to improve bus stop infrastructure to the 450+ designated stop locations across the City to support the fixed route bus system. Improvements will include adding more bus shelters, ADA corners, concrete bus pads, lighting etc.								
<b>Justification:</b> Proper bus stop infrastructure and design increase the safety and efficiency of the fixed route bus system by adding shelters to protect riders from weather elements; proper access to ADA accessible corners, sidewalks, and bus pads improves accessibility and ensures compliance with federal regulations. Locations will be selected based on criteria outlined in the Bus Stop Master Plan including daily ridership use.								
<b>CIP Status - SELECT from LIST</b> <u>New Project OR Modify Existing</u>  Modify Existing		<b>Project Type - SELECT from LIST</b> <u>Renewal/Replacement OR Enhancement/New</u>  Enhancement / New		Insert Picture(s) or Map Here				
<b>Operating Budget Impact:</b> Minimal maintenance budget impact; updated bus stop locations may add amenities required to be kept in a state of good repair.								
<b>Comments:</b> Projects updated to \$50,000 per year based on anticipated federal formula funds. FY27 anticipate additional bus stop lighting updates to meet minimum FTA 5307 security expenditure requirements. Project is anticipated to be executed using annual FTA formula funds.								
<b>Estimated Project Cost(s)</b>	<b>Prior Years</b>	<b>FY 2026</b>	<b>FY 2027</b>	<b>FY 2028</b>	<b>FY 2029</b>	<b>FY 2030</b>	<b>Future</b>	<b>Total Cost</b>
Planning, Design, & Engineering								\$ -
Land Acquisition								\$ -
Construction	37,000	50,000	82,000	50,000	50,000	50,000		\$ 319,000
Equipment								\$ -
Other								\$ -
<b>Total Project Cost</b>	<b>\$ 37,000</b>	<b>\$ 50,000</b>	<b>\$ 82,000</b>	<b>\$ 50,000</b>	<b>\$ 50,000</b>	<b>\$ 50,000</b>	<b>\$ -</b>	<b>\$ 319,000</b>
<b>Project Funding</b>	<b>Prior Years</b>	<b>FY 2026</b>	<b>FY 2027</b>	<b>FY 2028</b>	<b>FY 2029</b>	<b>FY 2030</b>	<b>Future</b>	<b>Total Cost</b>
Transit Local Funds	7,400	10,000	16,400	10,000	10,000	10,000		\$ 63,800
Transit FTA Grant	29,600	40,000	65,600	40,000	40,000	40,000		\$ 255,200
								\$ -
								\$ -
								\$ -
								\$ -
<b>Total Project Funding</b>	<b>\$ 37,000</b>	<b>\$ 50,000</b>	<b>\$ 82,000</b>	<b>\$ 50,000</b>	<b>\$ 50,000</b>	<b>\$ 50,000</b>	<b>\$ -</b>	<b>\$ 319,000</b>



# Billings

ADMINISTRATION



# FY 2026 - 2030 CAPITAL IMPROVEMENT PLAN SUMMARIES FUNDING BY DEPARTMENT AND PROJECT CATEGORY

## CITY ADMINISTRATION

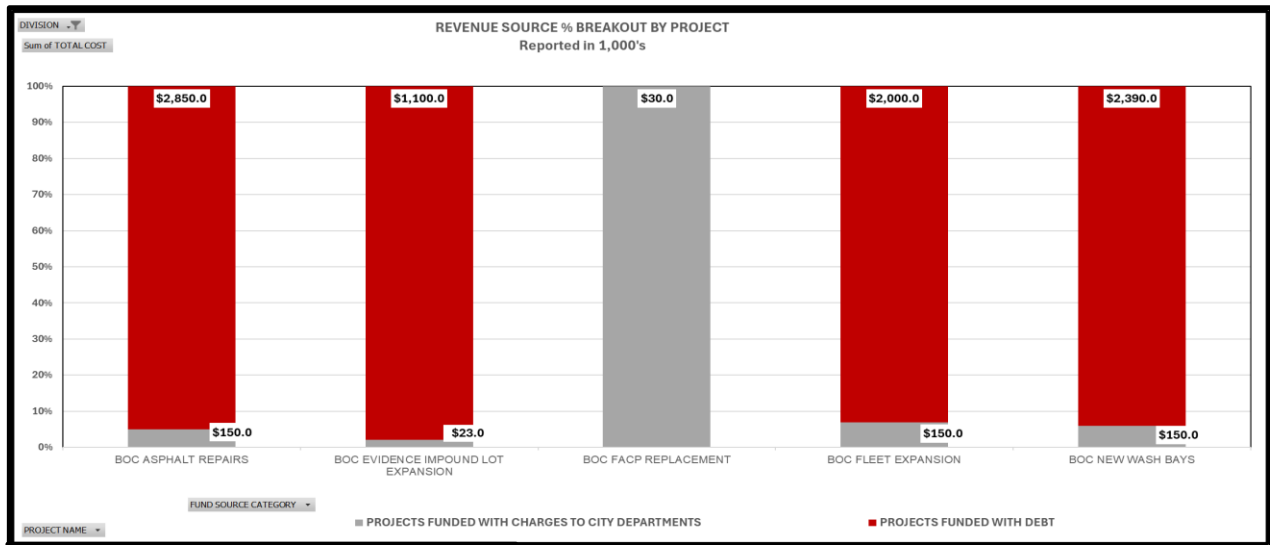
### FACILITIES PROJECTS

Project Name	FY 2026	FY 2027	FY 2028	FY 2029	FY 2030	Total
BOC Asphalt Repairs	-	-	-	3,000,000	-	3,000,000
BOC Evidence Impound Lot Expansion	23,000	-	1,100,000	-	-	1,123,000
BOC FACP Replacement	30,000	-	-	-	-	30,000
BOC Fleet Expansion	-	-	-	2,150,000	-	2,150,000
BOC New Wash Bays	-	-	2,540,000	-	-	2,540,000
New City Hall 3rd Floor HVAC Upgrade	-	-	1,147,540	-	-	1,147,540
New City Hall Boilers Upgrade	-	-	615,000	-	-	615,000
New City Hall Cooling Towers Replacement	-	-	320,000	-	-	320,000
New City Hall Roof Replacement	-	-	1,025,000	-	-	1,025,000
New City Hall Windows	-	-	40,000	-	-	40,000
YVAS Roof Replacement	-	-	180,000	-	-	180,000
<b>Total Facilities Projects</b>	<b>53,000</b>	<b>-</b>	<b>6,967,540</b>	<b>5,150,000</b>	<b>-</b>	<b>12,170,540</b>

### FACILITIES PROJECTS - REVENUE SOURCE DETAILS

#### FACILITIES - PERCENT (%) BREAKOUT BY REVENUE SOURCE CATEGORY

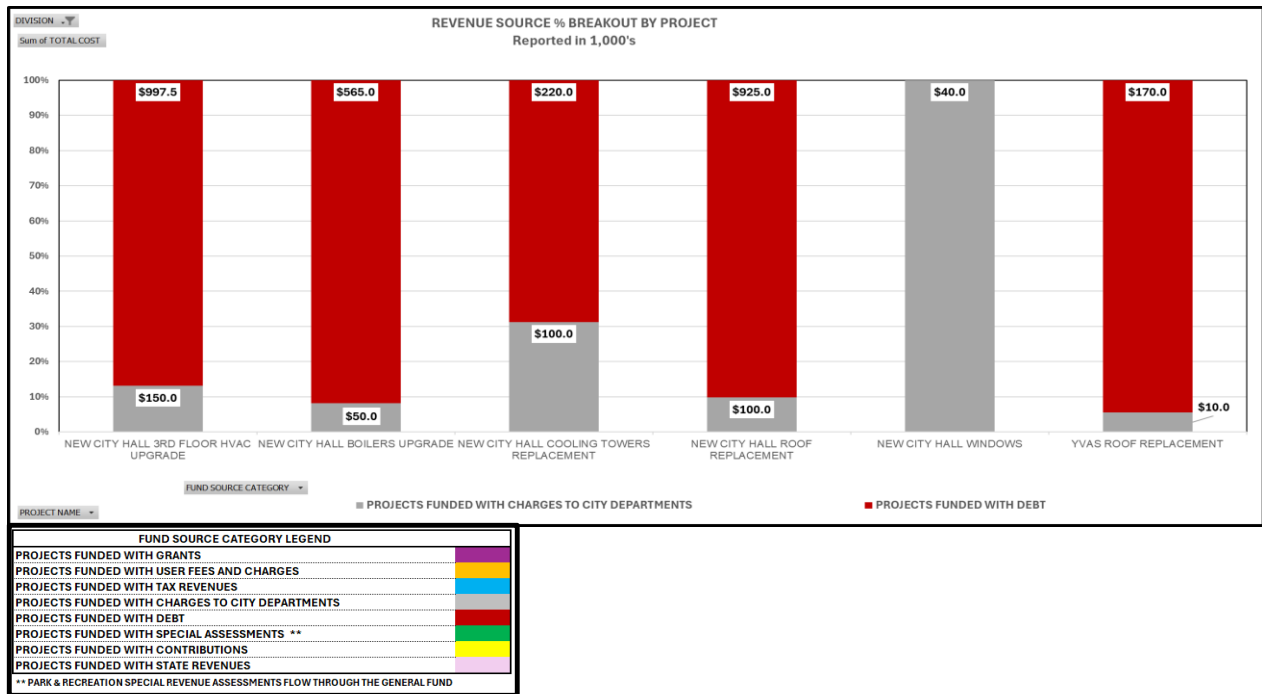
CHART 1 OF 2



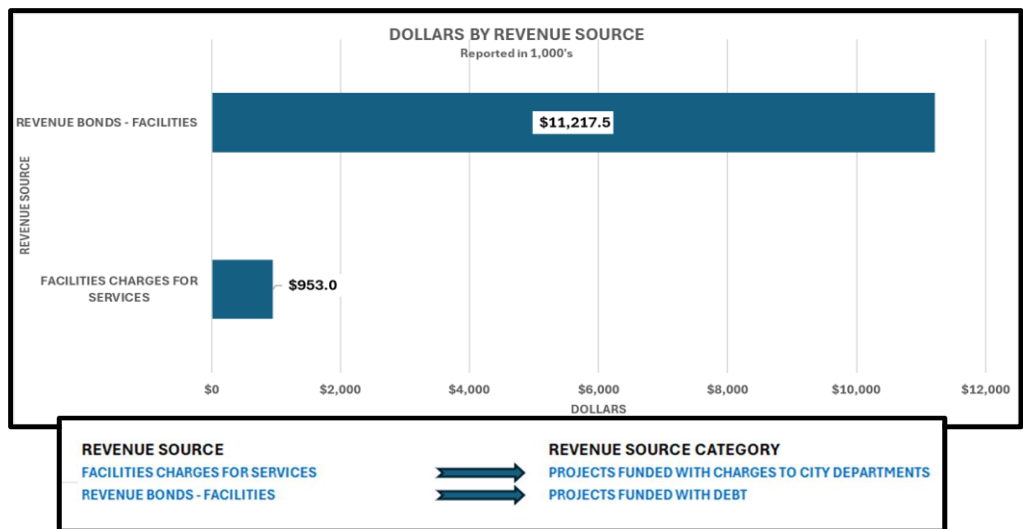
FUND SOURCE CATEGORY LEGEND	
PROJECTS FUNDED WITH GRANTS	[Purple]
PROJECTS FUNDED WITH USER FEES AND CHARGES	[Yellow]
PROJECTS FUNDED WITH TAX REVENUES	[Blue]
PROJECTS FUNDED WITH CHARGES TO CITY DEPARTMENTS	[Grey]
PROJECTS FUNDED WITH DEBT	[Red]
PROJECTS FUNDED WITH SPECIAL ASSESSMENTS **	[Green]
PROJECTS FUNDED WITH CONTRIBUTIONS	[White]
PROJECTS FUNDED WITH STATE REVENUES	[Pink]

\*\* PARK & RECREATION SPECIAL REVENUE ASSESSMENTS FLOW THROUGH THE GENERAL FUND

CHART 2 OF 2



FACILITIES TOTAL DOLLARS BY REVENUE SOURCE



## PARKING PROJECTS

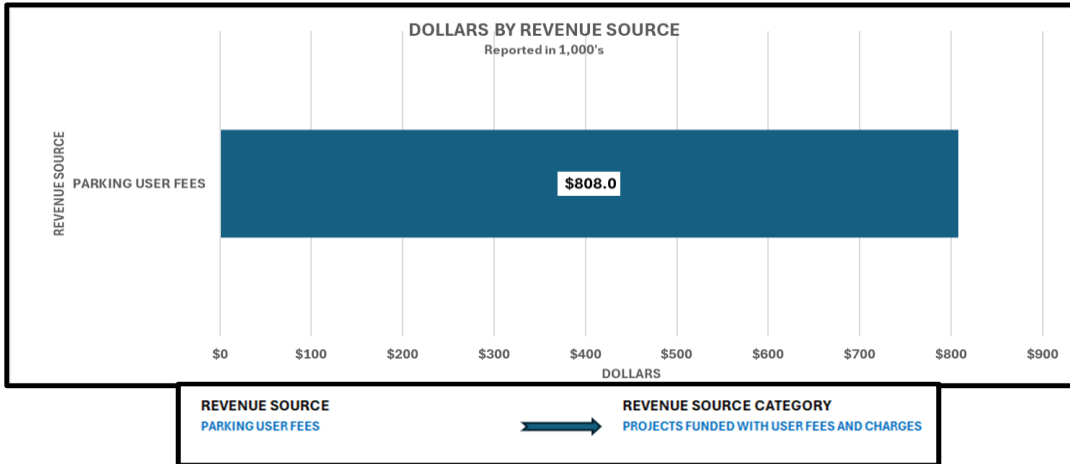
Project Name	FY 2026	FY 2027	FY 2028	FY 2029	FY 2030	Total
Painting and Signage Update	-	-	-	-	155,194	155,194
Repair and Preventative Maintenance on Park I, II, III	163,192	163,193	163,193	163,193	-	652,771
<b>Total Parking Projects</b>	<b>163,192</b>	<b>163,193</b>	<b>163,193</b>	<b>163,193</b>	<b>155,194</b>	<b>807,965</b>

### PARKING PROJECTS - REVENUE SOURCE DETAILS

#### PARKING - PERCENT (%) BREAKOUT BY REVENUE SOURCE CATEGORY



#### PARKING TOTAL DOLLARS BY REVENUE SOURCE



<b>CITY ADMINISTRATION DIVISION TOTAL</b>	<b>216,192</b>	<b>163,193</b>	<b>7,130,733</b>	<b>5,313,193</b>	<b>155,194</b>	<b>12,978,505</b>
---	----------------	----------------	------------------	------------------	----------------	-------------------

<b>Department:</b>	<b>City Administration</b>	<b>FY26 - FY30 CIP</b>
<b>Project Category:</b>	<b>Facilities</b>	<b>Project Title: BOC Asphalt Repairs</b>

**Project Description/Location:**  
 Project location is main campus at Billings Operations Center (BOC) on Midland Rd. The asphalt at BOC is approximately 21 years old and is in poor condition as minimal maintenance has been done over its lifespan. There are various types of observable failures: block cracking, alligator cracking, depressions, exposed polish aggregate, and releveling. Stahly Engineering and Associates completed a condition audit of the BOC asphalt and their repair methodology ranges from routing and crack sealing (phase 1) to complete reconstruction (phases 2-4) with an estimated project total of approximately \$2.8 million in 2024 construction costs. Considering average life for asphalt is 25 years, it is the Facilities Division recommendation to reconstruct all paved areas and address all subgrade and drainage issues. A proposed phasing plan is included. Project scope to include mill and overlay of light duty and heavy duty pavement and striping.

**Justification:**  
 Considering there has been very minimal routine maintenance of the asphalt mat at BOC there will continue to be failures of various sections. As the asphalt sees daily heavy traffic use from light duty and heavy duty vehicles/equipment (trash trucks, streets maintenance equipment, fire apparatus, trucks and trailers) it is best to do full reconstruction and provide annual maintenance to help extend the life of the second generation of asphalt. Also, during the reconstruction grading will be completed to address water ponding and drainage issues.

<b>CIP Status - SELECT from LIST</b> New Project OR Modify Existing	<b>Project Type - SELECT from LIST</b> Renewal/Replacement OR Enhancement/New
New Project	Renewal/Replacement



**Operating Budget Impact:**  
 To be funded from Facilities capital charges, reserves, or revenue bond. A revenue bond would see a large increase for Tenant charges.

**Comments:**  
 Bid specifications and project manual are completed so only construction costs will be incurred.

Estimated Project Cost(s)	Prior Years	FY 2026	FY 2027	FY 2028	FY 2029	FY 2030	Future	Total Cost
Planning, Design, & Engineering								\$ -
Land Acquisition								\$ -
Construction					3,000,000			\$ 3,000,000
Equipment								\$ -
Other								\$ -
<b>Total Project Cost</b>	<b>\$ -</b>	<b>\$ -</b>	<b>\$ -</b>	<b>\$ -</b>	<b>\$ 3,000,000</b>	<b>\$ -</b>	<b>\$ -</b>	<b>\$ 3,000,000</b>

Project Funding	Prior Years	FY 2026	FY 2027	FY 2028	FY 2029	FY 2030	Future	Total Cost
Facilities Charges For Services					150,000			\$ 150,000
Revenue Bonds - Facilities					2,850,000			\$ 2,850,000
								\$ -
								\$ -
								\$ -
								\$ -
<b>Total Project Funding</b>	<b>\$ -</b>	<b>\$ -</b>	<b>\$ -</b>	<b>\$ -</b>	<b>\$ 3,000,000</b>	<b>\$ -</b>	<b>\$ -</b>	<b>\$ 3,000,000</b>

<b>Department:</b>	<b>City Administration</b>	<b>FY26 - FY30 CIP</b>
<b>Project Category:</b>	<b>Facilities</b>	<b>Project Title: <i>BOC Evidence Impound Lot Expansion</i></b>

**Project Description/Location:**  
 Project location is Police Evidence Building at Billings Operations Center (BOC) on Midland Rd. The Police evidence lot was expanded in 2020 but is at or near full capacity. Project scope to include civil site work to expand asphalt area, fencing, lighting, cameras, and motion detection with the purpose of increasing the amount of striped parking spaces for storage of motor vehicles waiting processing or release.

**Justification:**  
 The impound lot has 103 striped spots and has reached approximately 110% capacity at times, and Evidence staff have to store vehicles in any location that is available. To avoid having to store vehicles in the circulation path and stacking multiple vehicles in a spot there is a need for expanding the impound lot to increase the capacity.

<b>CIP Status - SELECT from LIST</b> <i>New Project OR Modify Existing</i>	<b>Project Type - SELECT from LIST</b> <i>Renewal/Replacement OR Enhancement/New</i>
New Project	Enhancement / New

**Operating Budget Impact:**  
 To be funded from Facilities capital charges, reserves, or revenue bond. A revenue bond would see a large increase for Tenant charges.

**Comments:**  
 The area outlined in the rendering included herein shows the extent of the BOC parcel north of Midland Rd. The addition will be contiguous to the existing impound lot and still allows for future expansion, if needed.



Estimated Project Cost(s)	Prior Years	FY 2026	FY 2027	FY 2028	FY 2029	FY 2030	Future	Total Cost
Planning, Design, & Engineering		23,000						\$ 23,000
Land Acquisition								\$ -
Construction				1,100,000				\$ 1,100,000
Equipment								\$ -
Other								\$ -
<b>Total Project Cost</b>	<b>\$ -</b>	<b>\$ 23,000</b>	<b>\$ -</b>	<b>\$ 1,100,000</b>	<b>\$ -</b>	<b>\$ -</b>	<b>\$ -</b>	<b>\$ 1,123,000</b>

Project Funding	Prior Years	FY 2026	FY 2027	FY 2028	FY 2029	FY 2030	Future	Total Cost
Facilities Charges For Services		23,000						\$ 23,000
Revenue Bonds - Facilities				1,100,000				\$ 1,100,000
								\$ -
								\$ -
								\$ -
								\$ -
<b>Total Project Funding</b>	<b>\$ -</b>	<b>\$ 23,000</b>	<b>\$ -</b>	<b>\$ 1,100,000</b>	<b>\$ -</b>	<b>\$ -</b>	<b>\$ -</b>	<b>\$ 1,123,000</b>

<b>Department:</b> <u>City Administration</u>		<b>FY26 - FY30 CIP</b>						
<b>Project Category:</b> <u>Facilities</u>		<b>Project Title:</b> <u>BOC FACP Replacement</u>						
<b>Project Description/Location:</b> Project location is Billings Operations Center (BOC) on Midland Rd. Fire Alarm Control Panels (FACP) at BOC are approximately 22 years old and are obsolete. Locations that need new panels are 4810 (PD1), 4848 (Admin/Fleet Shop), and 4850 (Garage) Midland Rd. Facilities will have non-proprietary equipment installed so that any vendor can service and repair. Average serviceable life is 15-20 years and to ensure proper system response all panels need to be replaced. Project scope to include replacement of FACP's and all associated devices and equipment to make a complete system.								
<b>Justification:</b> The existing Radionics panels are obsolete and no longer serviceable. Due to a system impairment during the FY25 inspection on the garage building all FACP's at BOC will be replaced with new non-proprietary equipment. FACP's and all addressable devices will be upgraded.								
<b>CIP Status - SELECT from LIST</b> <u>New Project OR Modify Existing</u>		<b>Project Type - SELECT from LIST</b> <u>Renewal/Replacement OR Enhancement/New</u>		Insert Picture(s) or Map Here				
New Project		Renewal/Replacement						
<b>Operating Budget Impact:</b> To be funded from Facilities capital charges.								
<b>Comments:</b> Due to system failure, 4850 is being replaced in FY25 for the cost of \$14,697.00								
<b>Estimated Project Cost(s)</b>	<b>Prior Years</b>	<b>FY 2026</b>	<b>FY 2027</b>	<b>FY 2028</b>	<b>FY 2029</b>	<b>FY 2030</b>	<b>Future</b>	<b>Total Cost</b>
Planning, Design, & Engineering								\$ -
Land Acquisition								\$ -
Construction		30,000						\$ 30,000
Equipment								\$ -
Other								\$ -
<b>Total Project Cost</b>	<b>\$ -</b>	<b>\$ 30,000</b>	<b>\$ -</b>	<b>\$ -</b>	<b>\$ -</b>	<b>\$ -</b>	<b>\$ -</b>	<b>\$ 30,000</b>
<b>Project Funding</b>	<b>Prior Years</b>	<b>FY 2026</b>	<b>FY 2027</b>	<b>FY 2028</b>	<b>FY 2029</b>	<b>FY 2030</b>	<b>Future</b>	<b>Total Cost</b>
Facilities Charges For Services		30,000						\$ 30,000
Revenue Bonds - Facilities								\$ -
								\$ -
								\$ -
								\$ -
								\$ -
<b>Total Project Funding</b>	<b>\$ -</b>	<b>\$ 30,000</b>	<b>\$ -</b>	<b>\$ -</b>	<b>\$ -</b>	<b>\$ -</b>	<b>\$ -</b>	<b>\$ 30,000</b>

<b>Department:</b>	<b>City Administration</b>	<b>FY26 - FY30 CIP</b>
<b>Project Category:</b>	<b>Facilities</b>	<b>Project Title: <u>BOC Fleet Expansion</u></b>

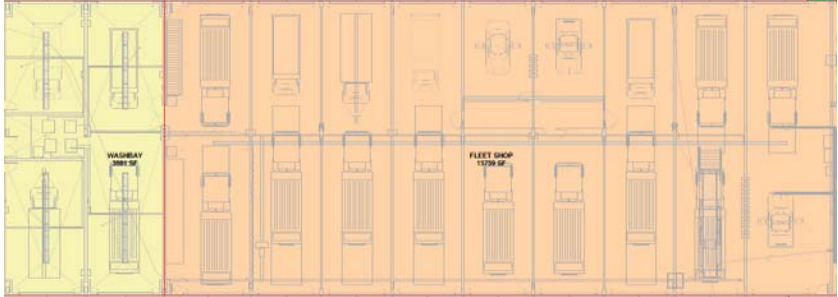
**Project Description/Location:**  
 Project location is Fleet shop at Billings Operations Center (BOC) on Midland Rd.  
 Due to the size of the Solid Waste natural gas powered fleet it is imperative that the Fleet Division expand their operations into existing wash bay facility to have a dedicated compressed natural gas (CNG) compliant work area. This expansion will include remodel of the existing wash bays into CNG compliant vehicle repair bays, which will net four CNG compliant repair bays. If more space is needed, we have programmed an additional new construction expansion of the Fleet shop building to the west property line which will net four additional vehicle service bays for a total of eight. The four new vehicle bays shall be constructed to meet class 1, division 2 hazardous area requirements for CNG vehicle storage and repair.

**Justification:**  
 Currently, Fleet has no dedicated CNG compliant work area for repair or indoor storage so the current approach is to off gas - which is a waste of resources. The expansion into existing wash bay is the only location for Fleet to have contiguous space; a CNG compliant facility could be constructed elsewhere on the Property but after discussion with Fleet and Public Works that actually increases inefficiencies as effectively those would become service calls unless a stand alone facility with the same infrastructure is built which a substantial investment.

<b>CIP Status - SELECT from LIST</b>	<b>Project Type - SELECT from LIST</b>
<a href="#">New Project OR Modify Existing</a>	<a href="#">Renewal/Replacement OR Enhancement/New</a>
New Project	Enhancement / New

**Operating Budget Impact:**  
 To be funded from Facilities capital charges, reserves, or revenue bond. A revenue bond would see a large increase for Tenant charges.

**Comments:**  
 New wash bay building must be constructed on Fox BOC parcel before this expansion project to ensure continuity of operations for vehicle washing.  
 Codes that govern vehicle maintenance, repair, and vehicle parking are NFPA 30A, 52, 70, 88A, and International Mechanical and Building codes.



Estimated Project Cost(s)	Prior Years	FY 2026	FY 2027	FY 2028	FY 2029	FY 2030	Future	Total Cost
Planning, Design, & Engineering					50,000			\$ 50,000
Land Acquisition								\$ -
Construction					2,100,000			\$ 2,100,000
Equipment								\$ -
Other								\$ -
<b>Total Project Cost</b>	<b>\$ -</b>	<b>\$ -</b>	<b>\$ -</b>	<b>\$ -</b>	<b>\$ 2,150,000</b>	<b>\$ -</b>	<b>\$ -</b>	<b>\$ 2,150,000</b>

Project Funding	Prior Years	FY 2026	FY 2027	FY 2028	FY 2029	FY 2030	Future	Total Cost
Facilities Charges For Services					150,000			\$ 150,000
Revenue Bonds - Facilities					2,000,000			\$ 2,000,000
								\$ -
								\$ -
								\$ -
								\$ -
<b>Total Project Funding</b>	<b>\$ -</b>	<b>\$ -</b>	<b>\$ -</b>	<b>\$ -</b>	<b>\$ 2,150,000</b>	<b>\$ -</b>	<b>\$ -</b>	<b>\$ 2,150,000</b>

<b>Department:</b>	<b>City Administration</b>	<b>FY26 - FY30 CIP</b>
<b>Project Category:</b>	<b>Facilities</b>	<b>Project Title: <i>BOC New Wash Bays</i></b>

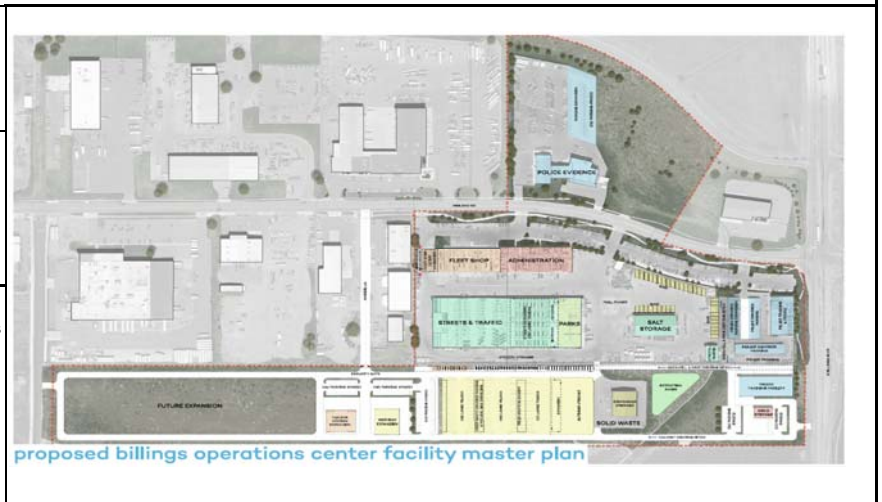
**Project Description/Location:**  
 Project location is Fox parcel at Billings Operations Center (BOC) on Midland Rd. This new wash bay facility is part and parcel of a larger expansion at BOC but is phase 1 in the sequence. See BOC Fleet Expansion for more context on phase 2 and why this project takes priority. The new wash bay building will be constructed on the 20 acre Fox parcel at BOC. Initial design includes two tandem bays for large equipment and one single bay for light duty vehicles.

**Justification:**  
 The existing wash bay facility was not designed for the size and volume of equipment currently employed by the various City departments. The new wash bay facility allows for less maintenance, improved safety, and a right-sized design for the equipment that will utilize that service.

<b>CIP Status - SELECT from LIST</b> New Project OR Modify Existing	<b>Project Type - SELECT from LIST</b> Renewal/Replacement OR Enhancement/New
New Project	Enhancement / New

**Operating Budget Impact:**  
 To be funded from Facilities capital charges, reserves, or revenue bond. A revenue bond would see a large increase for Tenant charges.

**Comments:**  
 In FY24, Facilities Division completed masterplan layout program after interviews and workshops with BOC department heads. The output of the masterplan has taken into account the strategic future needs of departments as they continue to grow their operations. The final development scenario is provided herein.




Estimated Project Cost(s)	Prior Years	FY 2026	FY 2027	FY 2028	FY 2029	FY 2030	Future	Total Cost
Planning, Design, & Engineering				40,000				\$ 40,000
Land Acquisition								\$ -
Construction				2,500,000				\$ 2,500,000
Equipment								\$ -
Other								\$ -
<b>Total Project Cost</b>	<b>\$ -</b>	<b>\$ -</b>	<b>\$ -</b>	<b>\$ 2,540,000</b>	<b>\$ -</b>	<b>\$ -</b>	<b>\$ -</b>	<b>\$ 2,540,000</b>

Project Funding	Prior Years	FY 2026	FY 2027	FY 2028	FY 2029	FY 2030	Future	Total Cost
Facilities Charges For Services				150,000				\$ 150,000
Revenue Bonds - Facilities				2,390,000				\$ 2,390,000
								\$ -
								\$ -
								\$ -
								\$ -
<b>Total Project Funding</b>	<b>\$ -</b>	<b>\$ -</b>	<b>\$ -</b>	<b>\$ 2,540,000</b>	<b>\$ -</b>	<b>\$ -</b>	<b>\$ -</b>	<b>\$ 2,540,000</b>

<b>Department:</b> <u>City Administration</u>		<b>FY26 - FY30 CIP</b>						
<b>Project Category:</b> <u>Facilities</u>		<b>Project Title:</b> <u>New City Hall 3rd Floor HVAC Upgrade</u>						
<b>Project Description/Location:</b> Project location is City Hall on N 26th St. As part of the HVAC system upgrades with the remodel/buildout of New City Hall, the air handling unit and downstream equipment on third floor will need to be upgraded to variable air volume (VAV) units once the County vacates the third floor. Project scope to include installation of new air handling unit, VAV terminal units, and all associated equipment to make a complete system.								
<b>Justification:</b> As part of the remodel of City Hall, the mechanical engineer designed a VAV system for heating and cooling. Since we retained the original steam equipment on third floor, we cannot upgrade the air handling system until the County vacates at the end of their Lease term: May 2025. Once the third floor equipment is upgraded to the same standard as the other floors we can abandon the steam system and we will see an efficiency with running the entire building off condensing boilers for heating and cooling.								
<b>CIP Status - SELECT from LIST</b> <u>New Project OR Modify Existing</u>  New Project		<b>Project Type - SELECT from LIST</b> <u>Renewal/Replacement OR Enhancement/New</u>  Enhancement / New		Insert Picture(s) or Map Here				
<b>Operating Budget Impact:</b> To be funded from Facilities capital charges, reserves, or revenue bond. A revenue bond would see a large increase for Tenant charges.								
<b>Comments:</b> The third floor would have been upgraded at the same time as the rest of the building remodel but various County departments are occupying the third floor. Due to the costs and time associated with the upgrade it is best slated for the future. Air Handling Unit is original vintage and installed in early 1960's. Costs are included in FY26 assuming County vacates at Lease term (May 2025) and does not renew, or signs a new Lease and a TI is completed for new occupancy.								
<b>Estimated Project Cost(s)</b>	<b>Prior Years</b>	<b>FY 2026</b>	<b>FY 2027</b>	<b>FY 2028</b>	<b>FY 2029</b>	<b>FY 2030</b>	<b>Future</b>	<b>Total Cost</b>
Planning, Design, & Engineering				77,000				\$ 77,000
Land Acquisition								\$ -
Construction				1,070,540				\$ 1,070,540
Equipment								\$ -
Other								\$ -
<b>Total Project Cost</b>	<b>\$ -</b>	<b>\$ -</b>	<b>\$ -</b>	<b>\$ 1,147,540</b>	<b>\$ -</b>	<b>\$ -</b>	<b>\$ -</b>	<b>\$ 1,147,540</b>
<b>Project Funding</b>	<b>Prior Years</b>	<b>FY 2026</b>	<b>FY 2027</b>	<b>FY 2028</b>	<b>FY 2029</b>	<b>FY 2030</b>	<b>Future</b>	<b>Total Cost</b>
Facilities Charges For Services				150,000				\$ 150,000
Revenue Bonds - Facilities				997,540				\$ 997,540
								\$ -
								\$ -
								\$ -
								\$ -
<b>Total Project Funding</b>	<b>\$ -</b>	<b>\$ -</b>	<b>\$ -</b>	<b>\$ 1,147,540</b>	<b>\$ -</b>	<b>\$ -</b>	<b>\$ -</b>	<b>\$ 1,147,540</b>

<b>Department:</b> <u>City Administration</u>		<b>FY26 - FY30 CIP</b>						
<b>Project Category:</b> <u>Facilities</u>		<b>Project Title:</b> <u>New City Hall Boilers Upgrade</u>						
<b>Project Description/Location:</b> Project location is City Hall on N 26th St. As part of the new and more efficient heating and cooling design upgrades with the remodel/buildout of New City Hall, two condensing boilers will need to be installed once the third floor equipment is upgraded from steam to hot water. Project scope to include installation of two 3 million BTU condensing boilers, conversion of remaining steam coils to hot water, and all associated equipment to make a complete system.								
<b>Justification:</b> As part of the remodel of City Hall, the mechanical engineer designed a variable air volume (VAV) system for heating and cooling, current system is hot deck/cold deck H&V system. Since we retained the original steam equipment (boilers and air handler on third floor for the County), a steam to hot water heat exchanger was installed on the fifth floor to supply VAV boxes for floors 1, 2, 4, and 5. Once the third floor equipment is upgraded to the same standard as the other floors we can abandon the steam boilers in the basement and use high efficiency condensing boilers to produce hot water for heating and cooling.								
<b>CIP Status - SELECT from LIST</b> <u>New Project OR Modify Existing</u>  New Project		<b>Project Type - SELECT from LIST</b> <u>Renewal/Replacement OR Enhancement/New</u>  Enhancement / New		Insert Picture(s) or Map Here				
<b>Operating Budget Impact:</b> To be funded from Facilities capital charges, reserves, or revenue bond. A revenue bond would see a large increase for Tenant charges.								
<b>Comments:</b> The third floor would have been upgraded at the same time as the rest of the building remodel but various County departments are occupying the third floor until their Lease term date of May 2025. Existing boilers were installed in 1992.								
<b>Estimated Project Cost(s)</b>	<b>Prior Years</b>	<b>FY 2026</b>	<b>FY 2027</b>	<b>FY 2028</b>	<b>FY 2029</b>	<b>FY 2030</b>	<b>Future</b>	<b>Total Cost</b>
Planning, Design, & Engineering				30,000				\$ 30,000
Land Acquisition								\$ -
Construction				585,000				\$ 585,000
Equipment								\$ -
Other								\$ -
<b>Total Project Cost</b>	<b>\$ -</b>	<b>\$ -</b>	<b>\$ -</b>	<b>\$ 615,000</b>	<b>\$ -</b>	<b>\$ -</b>	<b>\$ -</b>	<b>\$ 615,000</b>
<b>Project Funding</b>	<b>Prior Years</b>	<b>FY 2026</b>	<b>FY 2027</b>	<b>FY 2028</b>	<b>FY 2029</b>	<b>FY 2030</b>	<b>Future</b>	<b>Total Cost</b>
Facilities Charges For Services				50,000				\$ 50,000
Revenue Bonds - Facilities				565,000				\$ 565,000
								\$ -
								\$ -
								\$ -
								\$ -
<b>Total Project Funding</b>	<b>\$ -</b>	<b>\$ -</b>	<b>\$ -</b>	<b>\$ 615,000</b>	<b>\$ -</b>	<b>\$ -</b>	<b>\$ -</b>	<b>\$ 615,000</b>

<b>Department:</b> <u>City Administration</u>		<b>FY26 - FY30 CIP</b>							
<b>Project Category:</b> <u>Facilities</u>		<b>Project Title:</b> <u>New City Hall Cooling Towers Replacement</u>							
<b>Project Description/Location:</b> Project location is City Hall on N 26th St. During the due diligence phase of building purchase (July 2021) IMEG Corp., performed an in-depth visual inspection of the mechanical/electrical/plumbing (MEP) systems and determined the existing cooling towers, which were installed in 1989, have reached the end of useful life. Project scope to include replacement of two cooling towers and all associated equipment to make a complete system. To save on construction costs for New City Hall remodel/buildout, the decision was made to delay replacement of towers until a future date.									
<b>Justification:</b> The towers have white rust on a number of components (eliminators, basin, and piping) and have reached the end of their serviceable life.									
<b>CIP Status - SELECT from LIST</b> <u>New Project OR Modify Existing</u>		<b>Project Type - SELECT from LIST</b> <u>Renewal/Replacement OR Enhancement/New</u>							
New Project		Renewal/Replacement							
<b>Operating Budget Impact:</b> To be funded from Facilities capital charges, reserves, or revenue bond. A revenue bond would see a large increase for Tenant charges.									
<b>Comments:</b>									
<a href="#">Insert Picture(s) or Map Here</a>									
<b>Estimated Project Cost(s)</b>									
	<b>Prior Years</b>	<b>FY 2026</b>	<b>FY 2027</b>	<b>FY 2028</b>	<b>FY 2029</b>	<b>FY 2030</b>	<b>Future</b>	<b>Total Cost</b>	
Planning, Design, & Engineering				20,000				\$	20,000
Land Acquisition								\$	-
Construction				300,000				\$	300,000
Equipment								\$	-
Other								\$	-
<b>Total Project Cost</b>	\$ -	\$ -	\$ -	\$ 320,000	\$ -	\$ -	\$ -	\$ -	\$ 320,000
<b>Project Funding</b>									
	<b>Prior Years</b>	<b>FY 2026</b>	<b>FY 2027</b>	<b>FY 2028</b>	<b>FY 2029</b>	<b>FY 2030</b>	<b>Future</b>	<b>Total Cost</b>	
Facilities Charges For Services				100,000				\$	100,000
Revenue Bonds - Facilities				220,000				\$	220,000
								\$	-
								\$	-
								\$	-
								\$	-
<b>Total Project Funding</b>	\$ -	\$ -	\$ -	\$ 320,000	\$ -	\$ -	\$ -	\$ -	\$ 320,000

<b>Department:</b> <u>City Administration</u>		<b>FY26 - FY30 CIP</b>						
<b>Project Category:</b> <u>Facilities</u>		<b>Project Title:</b> <u>New City Hall Roof Replacement</u>						
<b>Project Description/Location:</b> Project location is City Hall on N 26th St. During the due diligence phase of building purchase (July 2021) Bradford Roof Management performed an in-depth visual inspection of the roofing system and determined the existing roof should be slated for replacement in 2027. Project scope to include tearoff of existing gravel surfaced builtup roof (BUR), preparation of substrate, and installation of polyisocyanurate insulation system (ISO) and all associated materials to make a complete system.								
<b>Justification:</b> An expected roof life can vary but in its current conditions we can expect to do a full roof replacement in FY27. Major issue is wind scouring and the fact that the BUR system is reaching its end of useful life and has deteriorated to the point where replacement is more economical than repair.								
<b>CIP Status - SELECT from LIST</b> <u>New Project OR Modify Existing</u>		<b>Project Type - SELECT from LIST</b> <u>Renewal/Replacement OR Enhancement/New</u>		Insert Picture(s) or Map Here				
New Project		Renewal/Replacement						
<b>Operating Budget Impact:</b> To be funded from Facilities capital charges, reserves, or revenue bond. A revenue bond would see a large increase for Tenant charges.								
<b>Comments:</b> Existing roof was installed in 2004, according to Bradford's records.								
<b>Estimated Project Cost(s)</b>	<b>Prior Years</b>	<b>FY 2026</b>	<b>FY 2027</b>	<b>FY 2028</b>	<b>FY 2029</b>	<b>FY 2030</b>	<b>Future</b>	<b>Total Cost</b>
Planning, Design, & Engineering				25,000				\$ 25,000
Land Acquisition								\$ -
Construction				1,000,000				\$ 1,000,000
Equipment								\$ -
Other								\$ -
<b>Total Project Cost</b>	<b>\$ -</b>	<b>\$ -</b>	<b>\$ -</b>	<b>\$ 1,025,000</b>	<b>\$ -</b>	<b>\$ -</b>	<b>\$ -</b>	<b>\$ 1,025,000</b>
<b>Project Funding</b>	<b>Prior Years</b>	<b>FY 2026</b>	<b>FY 2027</b>	<b>FY 2028</b>	<b>FY 2029</b>	<b>FY 2030</b>	<b>Future</b>	<b>Total Cost</b>
Facilities Charges For Services				100,000				\$ 100,000
Revenue Bonds - Facilities				925,000				\$ 925,000
								\$ -
								\$ -
								\$ -
								\$ -
<b>Total Project Funding</b>	<b>\$ -</b>	<b>\$ -</b>	<b>\$ -</b>	<b>\$ 1,025,000</b>	<b>\$ -</b>	<b>\$ -</b>	<b>\$ -</b>	<b>\$ 1,025,000</b>

<b>Department:</b> <u>City Administration</u>		<b>FY26 - FY30 CIP</b>							
<b>Project Category:</b> <u>Facilities</u>		<b>Project Title:</b> <u>New City Hall Windows</u>							
<b>Project Description/Location:</b> Project location is City Hall on N 26th St. As part of the building systems upgrades with the remodel/buildout of New City Hall, Council approved replacement of all windows in the building due to a majority being original to the building. All windows with the exception of the units in the demised and Leased third floor space occupied by the County have been replaced. The effort to replace window units in a finished space did not make it feasible to replace until the space is turned over to the City and slated for a new Tenant Improvement.									
<b>Justification:</b> Benefits are immediate utility and energy savings, fewer issues with window repair, increased building comfort for building occupants, 60+ years of not having to plan for a large-scale replacement of windows, and more cost effective to be completed when the space is vacant.									
<b>CIP Status - SELECT from LIST</b> <u>New Project OR Modify Existing</u>  New Project		<b>Project Type - SELECT from LIST</b> <u>Renewal/Replacement OR Enhancement/New</u>  Renewal/Replacement		Insert Picture(s) or Map Here					
<b>Operating Budget Impact:</b> To be funded from Facilities capital charges, reserves, or revenue bond. A revenue bond would see a large increase for Tenant charges.									
<b>Comments:</b> Costs are included in FY26 assuming County vacates at Lease term (May 2025) and does not renew, or signs a new Lease and a TI is completed for new occupancy. 92 windows to be installed.									
<b>Estimated Project Cost(s)</b>		<b>Prior Years</b>	<b>FY 2026</b>	<b>FY 2027</b>	<b>FY 2028</b>	<b>FY 2029</b>	<b>FY 2030</b>	<b>Future</b>	<b>Total Cost</b>
Planning, Design, & Engineering									\$ -
Land Acquisition									\$ -
Construction					40,000				\$ 40,000
Equipment									\$ -
Other									\$ -
<b>Total Project Cost</b>		\$ -	\$ -	\$ -	\$ 40,000	\$ -	\$ -	\$ -	\$ 40,000
<b>Project Funding</b>		<b>Prior Years</b>	<b>FY 2026</b>	<b>FY 2027</b>	<b>FY 2028</b>	<b>FY 2029</b>	<b>FY 2030</b>	<b>Future</b>	<b>Total Cost</b>
Facilities Charges For Services					40,000				\$ 40,000
Revenue Bonds - Facilities									\$ -
									\$ -
									\$ -
									\$ -
<b>Total Project Funding</b>		\$ -	\$ -	\$ -	\$ 40,000	\$ -	\$ -	\$ -	\$ 40,000

<b>Department:</b> <u>City Administration</u>		<b>FY26 - FY30 CIP</b>						
<b>Project Category:</b> <u>Facilities</u>		<b>Project Title:</b> <u>YVAS Roof Replacement</u>						
<b>Project Description/Location:</b> Project location is Yellowstone Valley Animal Shelter on Monad Rd. Existing roof was installed in 2003 and has reached the end of its useful life. Project scope to include tearoff of existing roof system, substrate preparation, and installation of PVC membrane and all associated materials to make a complete system.								
<b>Justification:</b> Very little maintenance has been done on the existing membrane roof and to help extend the life we are spot patching with roof mastic as leaks occur within the facility.								
<b>CIP Status - SELECT from LIST</b> <u>New Project OR Modify Existing</u>		<b>Project Type - SELECT from LIST</b> <u>Renewal/Replacement OR Enhancement/New</u>		Insert Picture(s) or Map Here				
New Project		Renewal/Replacement						
<b>Operating Budget Impact:</b> To be funded from Facilities capital charges, reserves, or revenue bond. A revenue bond would see a large increase for Tenant charges.								
<b>Comments:</b> Holding this replacement for FY28 assuming YVAS does not relocate to Wilson Park by that date.								
<b>Estimated Project Cost(s)</b>	<b>Prior Years</b>	<b>FY 2026</b>	<b>FY 2027</b>	<b>FY 2028</b>	<b>FY 2029</b>	<b>FY 2030</b>	<b>Future</b>	<b>Total Cost</b>
Planning, Design, & Engineering				20,000				\$ 20,000
Land Acquisition								\$ -
Construction				160,000				\$ 160,000
Equipment								\$ -
Other								\$ -
<b>Total Project Cost</b>	<b>\$ -</b>	<b>\$ -</b>	<b>\$ -</b>	<b>\$ 180,000</b>	<b>\$ -</b>	<b>\$ -</b>	<b>\$ -</b>	<b>\$ 180,000</b>
<b>Project Funding</b>	<b>Prior Years</b>	<b>FY 2026</b>	<b>FY 2027</b>	<b>FY 2028</b>	<b>FY 2029</b>	<b>FY 2030</b>	<b>Future</b>	<b>Total Cost</b>
Facilities Charges For Services				10,000				\$ 10,000
Revenue Bonds - Facilities				170,000				\$ 170,000
								\$ -
								\$ -
								\$ -
								\$ -
<b>Total Project Funding</b>	<b>\$ -</b>	<b>\$ -</b>	<b>\$ -</b>	<b>\$ 180,000</b>	<b>\$ -</b>	<b>\$ -</b>	<b>\$ -</b>	<b>\$ 180,000</b>

<b>Department:</b> <u>City Administration</u>		<b>FY26 - FY30 CIP</b>						
<b>Project Category:</b> <u>Parking</u>		<b>Project Title:</b> <u>Repair and Preventative Maintenance on Park I, II, III</u>						
<b>Project Description/Location:</b> Restoration on Park 1, 1st Ave N Garage (formerly Park 2), and Park 3 Structures. The engineering firm provided a schedule for the structural, waterproofing, and architectural work on the garages.								
<b>Justification:</b> The repair and preventative maintenance should extend the life of the parking structures for many years to come, creating a better profit model.								
<b>CIP Status - SELECT from LIST</b> <u>New Project OR Modify Existing</u>		<b>Project Type - SELECT from LIST</b> <u>Renewal/Replacement OR Enhancement/New</u>		Insert Picture(s) or Map Here				
New Project		Renewal/Replacement						
<b>Operating Budget Impact:</b> Preservation of the garages increases the life span of the garages, reduces potential liability or risk of injuries due deteriorating structure, and reduces suspended operational hours due to more serious repair work.								
<b>Comments:</b> The Park 1 Structure requires the most investment towards the repairs due to the age of the garage.								
<b>Estimated Project Cost(s)</b>	<b>Prior Years</b>	<b>FY 2026</b>	<b>FY 2027</b>	<b>FY 2028</b>	<b>FY 2029</b>	<b>FY 2030</b>	<b>Future</b>	<b>Total Cost</b>
Planning, Design, & Engineering								\$ -
Land Acquisition								\$ -
Construction								\$ -
Equipment								\$ -
Other	716,050	163,192	163,193	163,193	163,193			\$ 1,368,821
<b>Total Project Cost</b>	<b>\$ 716,050</b>	<b>\$ 163,192</b>	<b>\$ 163,193</b>	<b>\$ 163,193</b>	<b>\$ 163,193</b>	<b>\$ -</b>	<b>\$ -</b>	<b>\$ 1,368,821</b>
<b>Project Funding</b>	<b>Prior Years</b>	<b>FY 2026</b>	<b>FY 2027</b>	<b>FY 2028</b>	<b>FY 2029</b>	<b>FY 2030</b>	<b>Future</b>	<b>Total Cost</b>
Parking User Fees	716,050	163,192	163,193	163,193	163,193			\$ 1,368,821
								\$ -
								\$ -
								\$ -
								\$ -
								\$ -
<b>Total Project Funding</b>	<b>\$ 716,050</b>	<b>\$ 163,192</b>	<b>\$ 163,193</b>	<b>\$ 163,193</b>	<b>\$ 163,193</b>	<b>\$ -</b>	<b>\$ -</b>	<b>\$ 1,368,821</b>

<b>Department:</b>	<b>City Administration</b>	<b>FY26 - FY30 CIP</b>
<b>Project Category:</b>	<b>Parking</b>	<b>Project Title: <i>Painting and Signage Update</i></b>

**Project Description/Location:**  
 Painting and signing interior of Park 1 and 1st Ave N Garage, formerly Park 2.

**Justification:**  
 The project would update and refresh the painting and signage for Park I and 1st Ave N Garage, formerly Park 2.

<b>CIP Status - SELECT from LIST</b> <i>New Project OR Modify Existing</i>	<b>Project Type - SELECT from LIST</b> <i>Renewal/Replacement OR Enhancement/New</i>
Modify Existing	Renewal/Replacement

**Operating Budget Impact:**  
 There will be no operating budget impact.

Insert Picture(s) or Map Here

**Comments:**

Estimated Project Cost(s)	Prior Years	FY 2026	FY 2027	FY 2028	FY 2029	FY 2030	Future	Total Cost
Planning, Design, & Engineering								\$ -
Land Acquisition								\$ -
Construction								\$ -
Equipment								\$ -
Other						155,194	62,002	\$ 217,196
<b>Total Project Cost</b>	<b>\$ -</b>	<b>\$ -</b>	<b>\$ -</b>	<b>\$ -</b>	<b>\$ -</b>	<b>\$ 155,194</b>	<b>\$ 62,002</b>	<b>\$ 217,196</b>

Project Funding	Prior Years	FY 2026	FY 2027	FY 2028	FY 2029	FY 2030	Future	Total Cost
Parking User Fees						155,194	62,002	\$ 217,196
								\$ -
								\$ -
								\$ -
								\$ -
								\$ -
<b>Total Project Funding</b>	<b>\$ -</b>	<b>\$ -</b>	<b>\$ -</b>	<b>\$ -</b>	<b>\$ -</b>	<b>\$ 155,194</b>	<b>\$ 62,002</b>	<b>\$ 217,196</b>



# Billings

## FIRE DEPARTMENT





# FY 2026 - 2030 CAPITAL IMPROVEMENT PLAN SUMMARIES FUNDING BY DEPARTMENT AND PROJECT CATEGORY

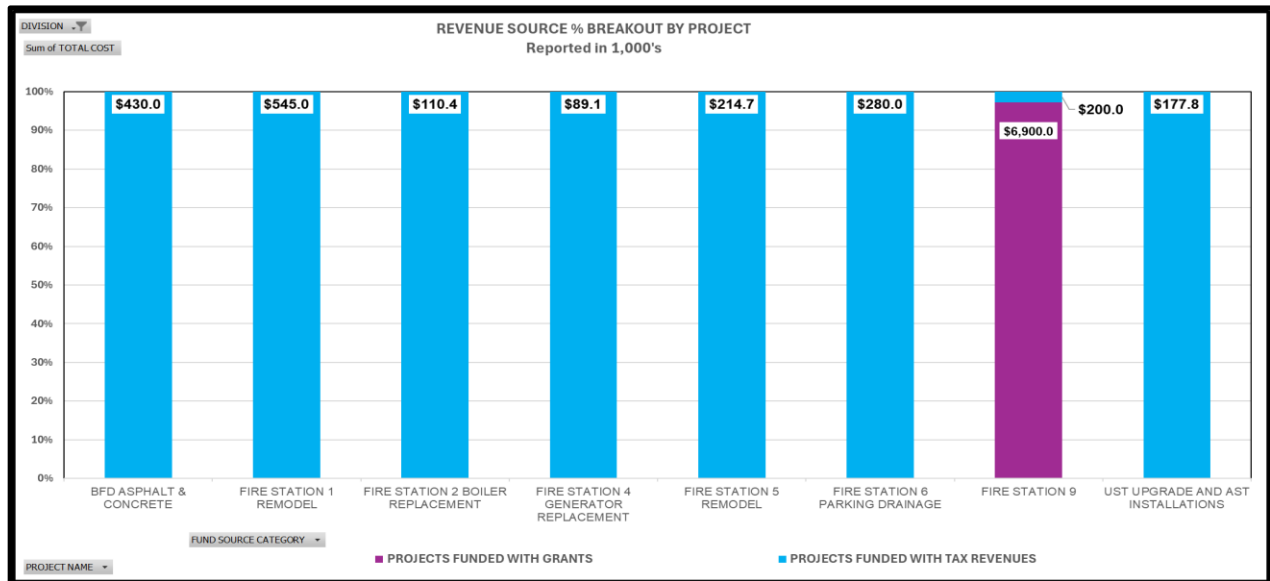
## FIRE DEPARTMENT

### FIRE PROJECTS

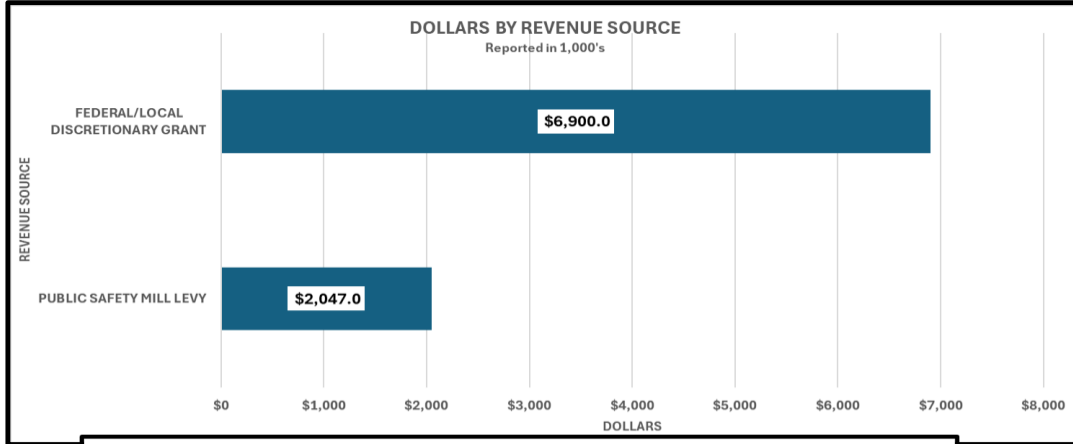
Project Name	FY 2026	FY 2027	FY 2028	FY 2029	FY 2030	Total
BFD Asphalt & Concrete	-	-	30,000	400,000	-	430,000
Fire Station 1 Remodel	40,000	505,000	-	-	-	545,000
Fire Station 2 Boiler Replacement	110,372	-	-	-	-	110,372
Fire Station 4 Generator Replacement	-	89,098	-	-	-	89,098
Fire Station 5 Remodel	214,732	-	-	-	-	214,732
Fire Station 6 Parking Drainage	30,000	250,000	-	-	-	280,000
Fire Station 9	-	-	200,000	6,900,000	-	7,100,000
UST Upgrade and AST Installations	-	-	177,769	-	-	177,769
<b>Total Fire Projects</b>	<b>395,104</b>	<b>844,098</b>	<b>407,769</b>	<b>7,300,000</b>	<b>-</b>	<b>8,946,971</b>

### FIRE PROJECTS - REVENUE SOURCE DETAILS

#### FIRE - PERCENT (%) BREAKOUT BY REVENUE SOURCE CATEGORY



**FIRE TOTAL DOLLARS BY REVENUE SOURCE**



<b>FIRE DEPARTMENT TOTAL</b>	<b>395,104</b>	<b>844,098</b>	<b>407,769</b>	<b>7,300,000</b>	<b>-</b>	<b>8,946,971</b>
------------------------------	----------------	----------------	----------------	------------------	----------	------------------

<b>Department:</b> <i>Fire</i>		<b>FY26 - FY30 CIP</b>							
<b>Project Category:</b> <i>Fire</i>		<b>Project Title:</b> <i>BFD Asphalt &amp; Concrete</i>							
<b>Project Description/Location:</b> Project location will be at all Fire Stations. The asphalt and concrete has various observable failures of block cracking, alligator cracking, depressions, exposed polish aggregate, and releveling. Fire Stations 1, 2, and 3 need a Geotechnical study and engineering services prior to construction to address all subgrade and drainage issues. Fire Stations 4, 5, 6 and 7 need smaller repairs.									
<b>Justification:</b> Each Fire Station has asphalt and/or concrete failures due to very minimal routine maintenance. The failures will continue to worsen if not corrected. Therefore, the cost of repair and maintenance will only increase as more time passes.									
<b>CIP Status - SELECT from LIST</b> <i>New Project OR Modify Existing</i>		<b>Project Type - SELECT from LIST</b> <i>Renewal/Replacement OR Enhancement/New</i>							
New Project		Renewal/Replacement							
<b>Operating Budget Impact:</b> Engineering \$30,000 Construction \$400,000									
<b>Comments:</b> Operating budget impact number are estimates.									
<b>Estimated Project Cost(s)</b>		<b>Prior Years</b>	<b>FY 2026</b>	<b>FY 2027</b>	<b>FY 2028</b>	<b>FY 2029</b>	<b>FY 2030</b>	<b>Future</b>	<b>Total Cost</b>
Planning, Design, & Engineering					30,000				\$ 30,000
Land Acquisition									\$ -
Construction						400,000			\$ 400,000
Equipment									\$ -
Other									\$ -
<b>Total Project Cost</b>		\$ -	\$ -	\$ -	\$ 30,000	\$ 400,000	\$ -	\$ -	\$ 430,000
<b>Project Funding</b>		<b>Prior Years</b>	<b>FY 2026</b>	<b>FY 2027</b>	<b>FY 2028</b>	<b>FY 2029</b>	<b>FY 2030</b>	<b>Future</b>	<b>Total Cost</b>
Public Safety Mill Levy					30,000	400,000			\$ 430,000
									\$ -
									\$ -
									\$ -
									\$ -
									\$ -
<b>Total Project Funding</b>		\$ -	\$ -	\$ -	\$ 30,000	\$ 400,000	\$ -	\$ -	\$ 430,000

Department: Fire FY26 - FY30 CIP

Project Category: Fire Project Title: Fire Station 1 Remodel

**Project Description/Location:**

Project location is Fire Station 1 on 8th Ave. This is the largest of the eight stations and houses Fire Dept Admin, Fire Marshall office, Battalion Chiefs, Training Chiefs, squad/suppression crews, and classroom training. The scope of the interior remodel includes updates to the restroom, sleeping quarters, kitchen, Battalion Chiefs and Captains offices, and life safety systems.

1. Restroom project includes demolition of existing large one room restroom/bathing room and will construct a bank of private single user bathrooms with each room containing a toilet, sink, and shower.
2. Sleeping quarters project will include a design that provides individual sleeping rooms for crew members; current layout is one large dorm room with no privacy.
3. Kitchen project will include demolition of existing cabinetry, flooring and removal of appliances. Update of floor plan to meet ADA requirements, new flooring, cabinetry and access to an outside patio.
4. Life safety upgrade will include installation of a fire/CO alerting system.

**Justification:**

1. The current restroom consists of only one large shower. The design of only one shower does not provide inclusivity, privacy, or efficiency. New shower bank will allow for more privacy for gender equity, quicker decon, and provide a higher level of end user satisfaction.
2. Recent studies have shown that lack of private sleeping rooms can affect fire fighters negatively causing sleep deprivation, sleep interruption, and irregular sleep patterns which have been linked to the leading causes of fire fighter deaths. Recurrent sleep loss has not only been correlated with heart attack, suicide, and metabolic disorders but also to cancer. Fire Station 1 houses an engine company and a squad which respond to different calls. Without individual sleeping rooms, it's difficult to not wake the non-responding crew while turning out for a call.
3. The current kitchen is original to the building (1973) and is showing its age. The current floor plan is not ADA compliant, and does not offer adequate space for the large crew to prepare meals; thus is also a safety hazard. The wall materials contain asbestos and mold.
4. Life safety system is being added to provide additional layers of safety for crew members.

**CIP Status - SELECT from LIST**

New Project OR Modify Existing

New Project

**Project Type - SELECT from LIST**

Renewal/Replacement OR Enhancement/New

Enhancement / New



**Operating Budget Impact:**

Architectural and Engineering services \$40,000  
 Abatement \$5,000  
 Construction \$300-\$1,000 per sq ft

**Comments:**

Operating Budget Impact numbers above are estimates based on prior projects



Estimated Project Cost(s)	Prior Years	FY 2026	FY 2027	FY 2028	FY 2029	FY 2030	Future	Total Cost
Planning, Design, & Engineering		40,000						\$ 40,000
Land Acquisition								\$ -
Construction			500,000					\$ 500,000
Equipment								\$ -
Other			5,000					\$ 5,000
<b>Total Project Cost</b>	\$ -	\$ 40,000	\$ 505,000	\$ -	\$ -	\$ -	\$ -	\$ 545,000
Project Funding	Prior Years	FY 2026	FY 2027	FY 2028	FY 2029	FY 2030	Future	Total Cost
Public Safety Mill Levy		40,000	505,000					\$ 545,000
								\$ -
								\$ -
								\$ -
								\$ -
								\$ -
								\$ -
<b>Total Project Funding</b>	\$ -	\$ 40,000	\$ 505,000	\$ -	\$ -	\$ -	\$ -	\$ 545,000

<b>Department:</b>	<b>Fire</b>	<b>FY26 - FY30 CIP</b>
<b>Project Category:</b>	<b>Fire</b>	<b>Project Title: <i>Fire Station 2 Boiler Replacement</i></b>

**Project Description/Location:**  
 Project location is Fire Station 2 on 28th St.  
 1. Demo existing 1964 boiler, near piping, expansion tank and old heat exchanger.  
 2. Installing two (2) new Lochinvar FTX boilers with new system pumps and expansion tank. Two boilers will add redundancy to the system.  
 3. Install Reliable Controls for machine operating tracking.

**Justification:**  
 1. The existing boiler is passed it's useful life and is not efficient with parts becoming more difficult to source.  
 2. The existing boiler is the primary heat source for the station. This project will replace the existing boiler and additionally install a redundant boiler as a back up.  
 3. Installing the Reliable Controls allows the Facilities Division to track machine health and operations with the ability to operate the equipment remotely.

<b>CIP Status - SELECT from LIST</b> <i>New Project OR Modify Existing</i>	<b>Project Type - SELECT from LIST</b> <i>Renewal/Replacement OR Enhancement/New</i>
New Project	Renewal/Replacement

**Operating Budget Impact:**  
 Architectural and Engineering services \$11,500  
 Equipment and Installation \$93,872.00  
 Controls \$5,000

**Comments:**  
 Controls cost is an estimate based on prior projects



Estimated Project Cost(s)	Prior Years	FY 2026	FY 2027	FY 2028	FY 2029	FY 2030	Future	Total Cost
Planning, Design, & Engineering		11,500						\$ 11,500
Land Acquisition								\$ -
Construction								\$ -
Equipment		93,872						\$ 93,872
Other		5,000						\$ 5,000
<b>Total Project Cost</b>	<b>\$ -</b>	<b>\$ 110,372</b>	<b>\$ -</b>	<b>\$ -</b>	<b>\$ -</b>	<b>\$ -</b>	<b>\$ -</b>	<b>\$ 110,372</b>


Project Funding	Prior Years	FY 2026	FY 2027	FY 2028	FY 2029	FY 2030	Future	Total Cost
Public Safety Mill Levy		110,372						\$ 110,372
								\$ -
								\$ -
								\$ -
								\$ -
								\$ -
<b>Total Project Funding</b>	<b>\$ -</b>	<b>\$ 110,372</b>	<b>\$ -</b>	<b>\$ -</b>	<b>\$ -</b>	<b>\$ -</b>	<b>\$ -</b>	<b>\$ 110,372</b>

<b>Department:</b>	<b>Fire</b>	<b>FY26 - FY30 CIP</b>
<b>Project Category:</b>	<b>Fire</b>	<b>Project Title: <u>Fire Station 4 Generator Replacement</u></b>

**Project Description/Location:**  
 Project location is Fire Station 4 on 6th St W. The generator operates the Fire Station's critical equipment including the HVAC system and the doors allowing the fire apparatus to leave and enter the building during a power outage.  
 1. Replace existing failing 100kw generator with a new 50kw generator and automatic transfer switch.  
 2. Include engineering design services to ensure correct design and installation.  
 3. Install Reliable Controls for machine operating tracking.

**Justification:**  
 1. The Fire Department has spent \$4,200 on repairs due to a design defect. Currently, due to this defect the generator needs another \$5,300 to repair the head gaskets. The generator is over 20 years old and is nearing its end of life. A load study shows that a 50kw generator is adequate for providing backup power to the fire station.  
 2. Cushing Terrell's engineering design services will provide an additional layer of protection for correct design.  
 3. Installing the Reliable Controls allows the Facilities Division to track machine health and operations with the ability to operate the equipment remotely.

<b>CIP Status - SELECT from LIST</b> <a href="#">New Project OR Modify Existing</a>	<b>Project Type - SELECT from LIST</b> <a href="#">Renewal/Replacement OR Enhancement/New</a>
New Project	Renewal/Replacement



**Operating Budget Impact:**  
 Architectual and Engineering services \$10,450.00  
 Equipment & Labor \$74,804.00  
 Controls \$5,000

**Comments:**  
 Controls cost is an estimate based on prior projects

Estimated Project Cost(s)	Prior Years	FY 2026	FY 2027	FY 2028	FY 2029	FY 2030	Future	Total Cost
Planning, Design, & Engineering			10,450					\$ 10,450
Land Acquisition								\$ -
Construction								\$ -
Equipment			73,648					\$ 73,648
Other			5,000					\$ 5,000
<b>Total Project Cost</b>	<b>\$ -</b>	<b>\$ -</b>	<b>\$ 89,098</b>	<b>\$ -</b>	<b>\$ -</b>	<b>\$ -</b>	<b>\$ -</b>	<b>\$ 89,098</b>

Project Funding	Prior Years	FY 2026	FY 2027	FY 2028	FY 2029	FY 2030	Future	Total Cost
Public Safety Mill Levy			89,098					\$ 89,098
								\$ -
								\$ -
								\$ -
								\$ -
								\$ -
<b>Total Project Funding</b>	<b>\$ -</b>	<b>\$ -</b>	<b>\$ 89,098</b>	<b>\$ -</b>	<b>\$ -</b>	<b>\$ -</b>	<b>\$ -</b>	<b>\$ 89,098</b>

**Department:** Fire **FY26 - FY30 CIP**  
**Project Category:** Fire **Project Title: Fire Station 5 Remodel**

**Project Description/Location:**  
 Project location is Fire Station 5 located on 24th St.  
 The scope of the interior remodel includes updates to the restroom, sleeping quarters, and life safety systems.  
 1. Restroom project includes demolition of existing large one room restroom/bathing room and will construct a three (3) private single user bathroom bank with each room containing a toilet, sink, and shower.  
 2. Sleeping quarters project will include demising walls to create individual sleeping rooms for crew members; current layout is one large dorm room with no privacy.  
 3. Life safety upgrade will include installation of a fire/CO alerting system.

**Justification:**  
 1. The current restroom consists of only one large shower and is beginning to fail. The design of only one shower does not provide inclusivity, privacy, or efficiency. New shower bank will allow for more privacy for gender equity, quicker decon, and provide a higher level of end user satisfaction.  
 2. Recent studies have shown that lack of private sleeping rooms can affect fire fighters negatively causing sleep deprivation, sleep interruption, and irregular sleep patterns which have been linked to the leading causes of fire fighter deaths. Recurrent sleep loss has not only been correlated with heart attack, suicide, and metabolic disorders but also to cancer. Fire Station 5 houses an engine company and a squad which respond to different type of calls. Without individual sleeping rooms, it's difficult to not wake the non-responding crew while turning out for a call.  
 3. Life safety system is being added to provide additional layers of safety for crew members.

**CIP Status - SELECT from LIST**  
[New Project OR Modify Existing](#)  
 New Project

**Project Type - SELECT from LIST**  
[Renewal/Replacement OR Enhancement/New](#)  
 Enhancement / New



**Operating Budget Impact:**  
 Architectural and Engineering services \$40,000  
 Abatement \$5,000  
 Construction \$210,000

**Comments:**  
 Construction cost is a plug number.  
 The pictures are of the failing tile that shows sign of water damage in the background and of the single shower head in the shower area.



Estimated Project Cost(s)	Prior Years	FY 2026	FY 2027	FY 2028	FY 2029	FY 2030	Future	Total Cost
Planning, Design, & Engineering	36,355							\$ 36,355
Land Acquisition								\$ -
Construction		210,000						\$ 210,000
Equipment								\$ -
Other		4,732						\$ 4,732
<b>Total Project Cost</b>	<b>\$ 36,355</b>	<b>\$ 214,732</b>	<b>\$ -</b>	<b>\$ -</b>	<b>\$ -</b>	<b>\$ -</b>	<b>\$ -</b>	<b>\$ 251,087</b>

Project Funding	Prior Years	FY 2026	FY 2027	FY 2028	FY 2029	FY 2030	Future	Total Cost
Public Safety Mill Levy	36,355	214,732						\$ 251,087
								\$ -
								\$ -
								\$ -
								\$ -
								\$ -
								\$ -
<b>Total Project Funding</b>	<b>\$ 36,355</b>	<b>\$ 214,732</b>	<b>\$ -</b>	<b>\$ -</b>	<b>\$ -</b>	<b>\$ -</b>	<b>\$ -</b>	<b>\$ 251,087</b>

**Department:** Fire **FY26 - FY30 CIP**  
**Project Category:** Fire **Project Title: Fire Station 6 Parking Drainage**

**Project Description/Location:**  
 Project location is Fire Station 6 on St. Andrews.  
 This project is to repair the negative drainage in the parking lot.

**Justification:**  
 The parking lot does not drain any water and floods with minimal rain fall. The water ponds on the asphalt which will weaken the asphalt and eventually cause subgrade failures.

**CIP Status - SELECT from LIST**  
New Project OR Modify Existing  
 New Project

**Project Type - SELECT from LIST**  
Renewal/Replacement OR Enhancement/New  
 Renewal/Replacement



**Operating Budget Impact:**  
 Engineering services \$30,000  
 Construction \$250,000

**Comments:**  
 Operating budget impact number are estimates.

Estimated Project Cost(s)	Prior Years	FY 2026	FY 2027	FY 2028	FY 2029	FY 2030	Future	Total Cost
Planning, Design, & Engineering		30,000						\$ 30,000
Land Acquisition								\$ -
Construction			250,000					\$ 250,000
Equipment								\$ -
Other								\$ -
<b>Total Project Cost</b>	<b>\$ -</b>	<b>\$ 30,000</b>	<b>\$ 250,000</b>	<b>\$ -</b>	<b>\$ -</b>	<b>\$ -</b>	<b>\$ -</b>	<b>\$ 280,000</b>

Project Funding	Prior Years	FY 2026	FY 2027	FY 2028	FY 2029	FY 2030	Future	Total Cost
Public Safety Mill Levy		30,000	250,000					\$ 280,000
								\$ -
								\$ -
								\$ -
								\$ -
								\$ -
<b>Total Project Funding</b>	<b>\$ -</b>	<b>\$ 30,000</b>	<b>\$ 250,000</b>	<b>\$ -</b>	<b>\$ -</b>	<b>\$ -</b>	<b>\$ -</b>	<b>\$ 280,000</b>

<b>Department:</b>	<b>Fire</b>	<b>FY26 - FY30 CIP</b>
<b>Project Category:</b>	<b>Fire</b>	<b>Project Title: <u>Fire Station 9</u></b>

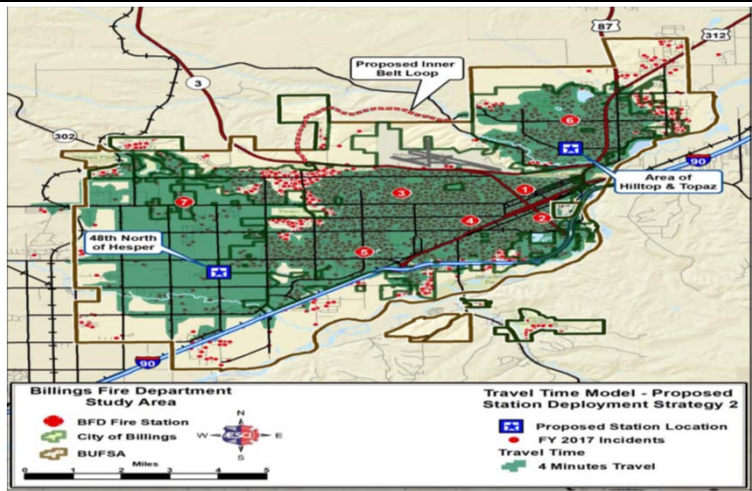
**Project Description/Location:**  
 Fire station 9 to house an engine company on our far southwest corridor. The station property will be placed on the reservoir property either facing west on 48th St. W or facing north on Hesper Rd. This location will allow the City to maintain adequate response for a rapidly growing part of our response area while maintaining response resources in current established locations (5 and 7).

**Justification:**  
 As it stands, we are responding to this area of town 2 to 3 times per day. Stations 7 or 5 are responsible for the response area. There is a negative impact on our resources due to time and distance when there is a call for this rapidly developing area. By placing a station in the Hesper and 48th intersection, we will be more efficient in regards to response times, resources and general wear and tear on our equipment. There is a possibility that this project can be funded by a grant. If this is the case, the money accumulated could be diverted to other projects. It is also worth noting that a new construction building could be used for multiple purposes. For example, Public Works could collocate to this building for office space given the location (reservoir). Another example could be office space and equipment storage for Parks and Rec. This facility could be used for multiple purposes.

<b>CIP Status - SELECT from LIST</b> New Project OR Modify Existing	<b>Project Type - SELECT from LIST</b> Renewal/Replacement OR Enhancement/New
New Project	Enhancement / New

**Operating Budget Impact:**  
 Staffing this station will require an additional 13 FTE. This will require an additional 1.5 to 2 million in the budget. This will reduce mileage, hours and fuel consumption with this strategic location.

**Comments:**  
 The image is from the 2018 ESCI report. It shows the proposed fire station at 48th and Hesper. The proposed amount for station construction is 6,000 sq/ft times \$1,000 per sq/ft. Equipment is for a new fire engine, fully equip.



Estimated Project Cost(s)	Prior Years	FY 2026	FY 2027	FY 2028	FY 2029	FY 2030	Future	Total Cost
Planning, Design, & Engineering	100,000			100,000				\$ 200,000
Land Acquisition				100,000				\$ 100,000
Construction					6,000,000			\$ 6,000,000
Equipment					900,000			\$ 900,000
Other								\$ -
<b>Total Project Cost</b>	<b>\$ 100,000</b>	<b>\$ -</b>	<b>\$ -</b>	<b>\$ 200,000</b>	<b>\$ 6,900,000</b>	<b>\$ -</b>	<b>\$ -</b>	<b>\$ 7,200,000</b>

Project Funding	Prior Years	FY 2026	FY 2027	FY 2028	FY 2029	FY 2030	Future	Total Cost
Public Safety Mill Levy	100,000			200,000				\$ 300,000
Federal/Local Discretionary Grant					6,900,000			\$ 6,900,000
General Obligation Bonds/Loan								\$ -
								\$ -
								\$ -
								\$ -
								\$ -
<b>Total Project Funding</b>	<b>\$ 100,000</b>	<b>\$ -</b>	<b>\$ -</b>	<b>\$ 200,000</b>	<b>\$ 6,900,000</b>	<b>\$ -</b>	<b>\$ -</b>	<b>\$ 7,200,000</b>

<b>Department:</b>	<b>Fire</b>	<b>FY26 - FY30 CIP</b>
<b>Project Category:</b>	<b>Fire</b>	<b>Project Title: <u>UST Upgrade and AST Installations</u></b>

**Project Description/Location:**  
 Project locations are at Fire Stations 1, 2, 3, 5 and 6. Fire Station 1 scope is to replace only the fuel pump. Fire Stations 2, 3, 5 and 6 project scope is to replace the existing UST's with an aboveground storage tank and fuel pump.

**Justification:**  
 The fuel pumps are at their end of useful life and underground storage tanks range in 31 to 37 years old. The underground storage tanks are a liability risk due to their age and the chance of leaking. ASTs eliminate the need for monthly inspections, reducing operational costs and the risk of non-compliance penalties. USTs pose significant environmental risks, including soil and groundwater contamination, which can lead to costly clean-up and legal liabilities. The reduced liability risk associated with ASTs can also lead to lower insurance premiums, offsetting the higher initial investment over time.

<b>CIP Status - SELECT from LIST</b> New Project OR Modify Existing	<b>Project Type - SELECT from LIST</b> Renewal/Replacement OR Enhancement/New
New Project	Renewal/Replacement



**Operating Budget Impact:**  
 Fire Station 1 - fuel pump upgrade - \$20,259  
 Fire Stations 2, 3, 5, 6 AST installation - \$121,440  
 Removal of UST's at Fire Stations 2, 3, 5 & 6 - \$36,070

**Comments:**  
 All quotes are from 10/2023 .  
 Fire Station #1 - Fuel pump only \$20,259.00 \*due to the location constraint an above ground storage tank is not feasible.  
 Removal of the UST's at Fire Stations 2, 3, 5 & 6 is optional. If left in place inspections will need to continue.

Estimated Project Cost(s)	Prior Years	FY 2026	FY 2027	FY 2028	FY 2029	FY 2030	Future	Total Cost
Planning, Design, & Engineering								\$ -
Land Acquisition								\$ -
Construction				36,070				\$ 36,070
Equipment				141,699				\$ 141,699
Other								\$ -
<b>Total Project Cost</b>	<b>\$ -</b>	<b>\$ -</b>	<b>\$ -</b>	<b>\$ 177,769</b>	<b>\$ -</b>	<b>\$ -</b>	<b>\$ -</b>	<b>\$ 177,769</b>

Project Funding	Prior Years	FY 2026	FY 2027	FY 2028	FY 2029	FY 2030	Future	Total Cost
Public Safety Mill Levy				177,769				\$ 177,769
								\$ -
								\$ -
								\$ -
								\$ -
								\$ -
<b>Total Project Funding</b>	<b>\$ -</b>	<b>\$ -</b>	<b>\$ -</b>	<b>\$ 177,769</b>	<b>\$ -</b>	<b>\$ -</b>	<b>\$ -</b>	<b>\$ 177,769</b>



**Billings**

**PARKS  
AND RECREATION**



## FY 2026 - 2030 CAPITAL IMPROVEMENT PLAN SUMMARIES FUNDING BY DEPARTMENT AND PROJECT CATEGORY

### PARKS AND RECREATION DEPARTMENT

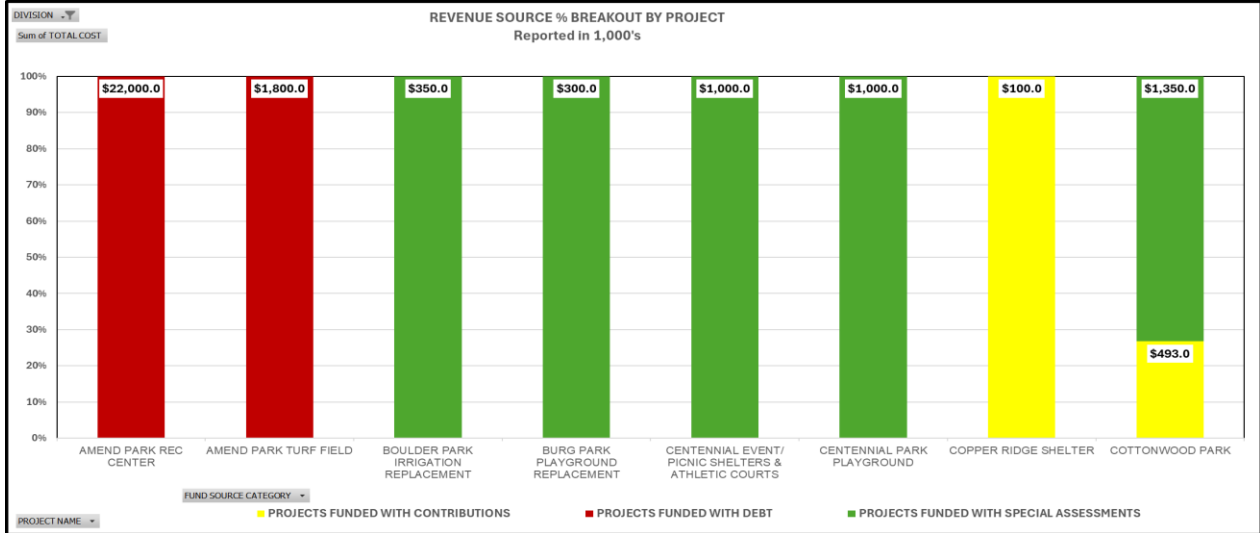
#### PARKS AND RECREATION PROJECTS

Project Name	FY 2026	FY 2027	FY 2028	FY 2029	FY 2030	Total
Amend Park Rec Center	22,000,000	-	-	-	-	22,000,000
Amend Park Turf Field	1,800,000	-	-	-	-	1,800,000
Boulder Park Irrigation Replacement	-	-	-	-	350,000	350,000
Burg Park Playground Replacement	-	-	300,000	-	-	300,000
Centennial Event/ Picnic Shelters & Athletic Courts	-	-	-	-	1,000,000	1,000,000
Centennial Park Playground	-	1,000,000	-	-	-	1,000,000
Copper Ridge Shelter	100,000	-	-	-	-	100,000
Cottonwood Park	492,986	350,000	200,000	200,000	600,000	1,842,986
Dehler Park Ball Field Replacement	-	-	449,080	-	-	449,080
Edgerton Playground Replacement & Restroom Remodel	-	-	500,000	-	-	500,000
Francis Park Playground Replacement	-	-	-	100,000	-	100,000
Gorham Park Playground Replacement	-	-	300,000	-	-	300,000
Hawthorne Park Wading Pool Replacement	-	-	200,000	500,000	-	700,000
High Sierra Dog Park Sidewalks	90,000	-	-	-	-	90,000
Irrigation Automation at Burlington Park	-	-	305,025	-	-	305,025
Irrigation Automation Spring Creek and Evergreen Parks	500,000	-	-	-	-	500,000
Millice Park Irrigation Replacement	400,000	-	-	-	-	400,000
North Park Community Change Grant	2,105,937	9,664,279	2,717,438	-	-	14,487,654
Pioneer Park Wading Pool Replacement	-	-	200,000	500,000	-	700,000
Poly Vista Park Splash Pad Development	-	500,000	-	-	-	500,000
Resurface trail in Riverfront Park	400,000	-	-	-	-	400,000
Rose Park Tennis Courts Replacement	-	-	600,000	-	-	600,000
Rose Pool Perimeter Fence Replacement	200,000	-	-	-	-	200,000
Sidewalk repairs through out the park system	100,000	100,000	-	-	-	200,000
South & East shops building repairs	300,000	-	-	-	-	300,000
South Park Pool Renovation	10,400,000	-	-	-	-	10,400,000
Stewart Park Playground Replacement	400,000	-	-	-	-	400,000
Unita Park Playground Replacement	-	-	-	100,000	-	100,000
Various Trail Repairs	100,000	100,000	-	-	-	200,000
Veterans Park Playground Replacement	-	400,000	-	-	-	400,000
Waldon Grove Park Playground Replacement	-	-	-	100,000	-	100,000
Walsh Park Playground Replacement	-	-	-	-	350,000	350,000
Water Reservoir Site Improvements	-	6,000,000	-	-	-	6,000,000
Total Park and Recreation Projects	39,388,923	18,114,279	5,771,543	1,500,000	2,300,000	67,074,745

**PARKS AND RECREATION PROJECTS - REVENUE SOURCE DETAILS**

**PARKS AND RECREATION - PERCENT (%) BREAKOUT BY REVENUE SOURCE CATEGORY**

CHART 1 OF 4

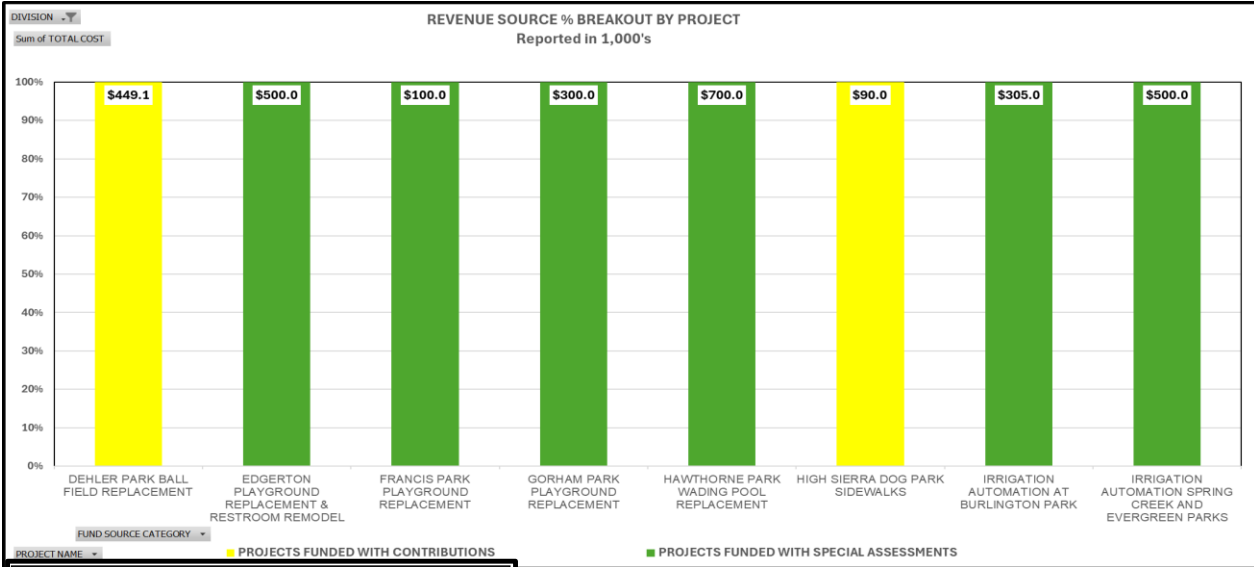


**FUND SOURCE CATEGORY LEGEND**

- PROJECTS FUNDED WITH GRANTS
- PROJECTS FUNDED WITH USER FEES AND CHARGES
- PROJECTS FUNDED WITH TAX REVENUES
- PROJECTS FUNDED WITH CHARGES TO CITY DEPARTMENTS
- PROJECTS FUNDED WITH DEBT
- PROJECTS FUNDED WITH SPECIAL ASSESSMENTS \*\*
- PROJECTS FUNDED WITH CONTRIBUTIONS
- PROJECTS FUNDED WITH STATE REVENUES

\*\* PARK & RECREATION SPECIAL REVENUE ASSESSMENTS FLOW THROUGH THE GENERAL FUND

CHART 2 OF 4



**FUND SOURCE CATEGORY LEGEND**

- PROJECTS FUNDED WITH GRANTS
- PROJECTS FUNDED WITH USER FEES AND CHARGES
- PROJECTS FUNDED WITH TAX REVENUES
- PROJECTS FUNDED WITH CHARGES TO CITY DEPARTMENTS
- PROJECTS FUNDED WITH DEBT
- PROJECTS FUNDED WITH SPECIAL ASSESSMENTS \*\*
- PROJECTS FUNDED WITH CONTRIBUTIONS
- PROJECTS FUNDED WITH STATE REVENUES

\*\* PARK & RECREATION SPECIAL REVENUE ASSESSMENTS FLOW THROUGH THE GENERAL FUND

CHART 3 OF 4

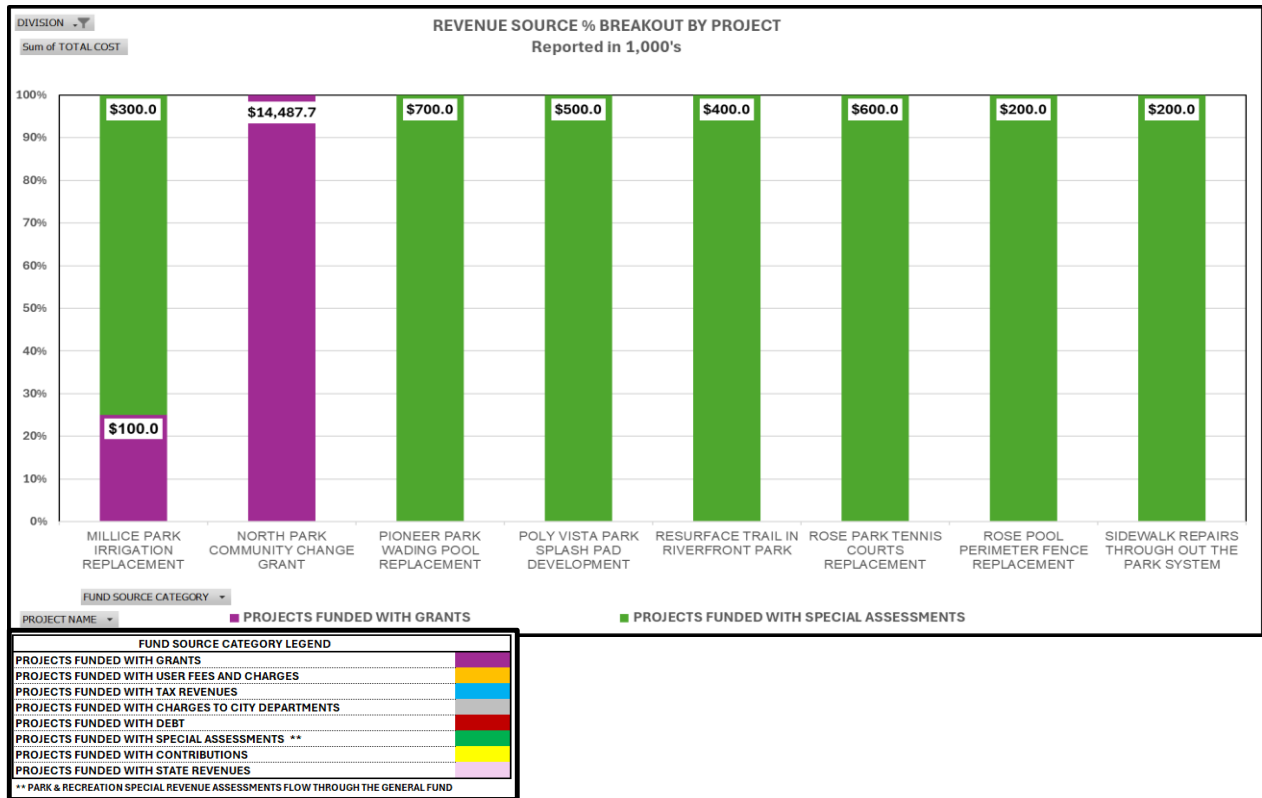
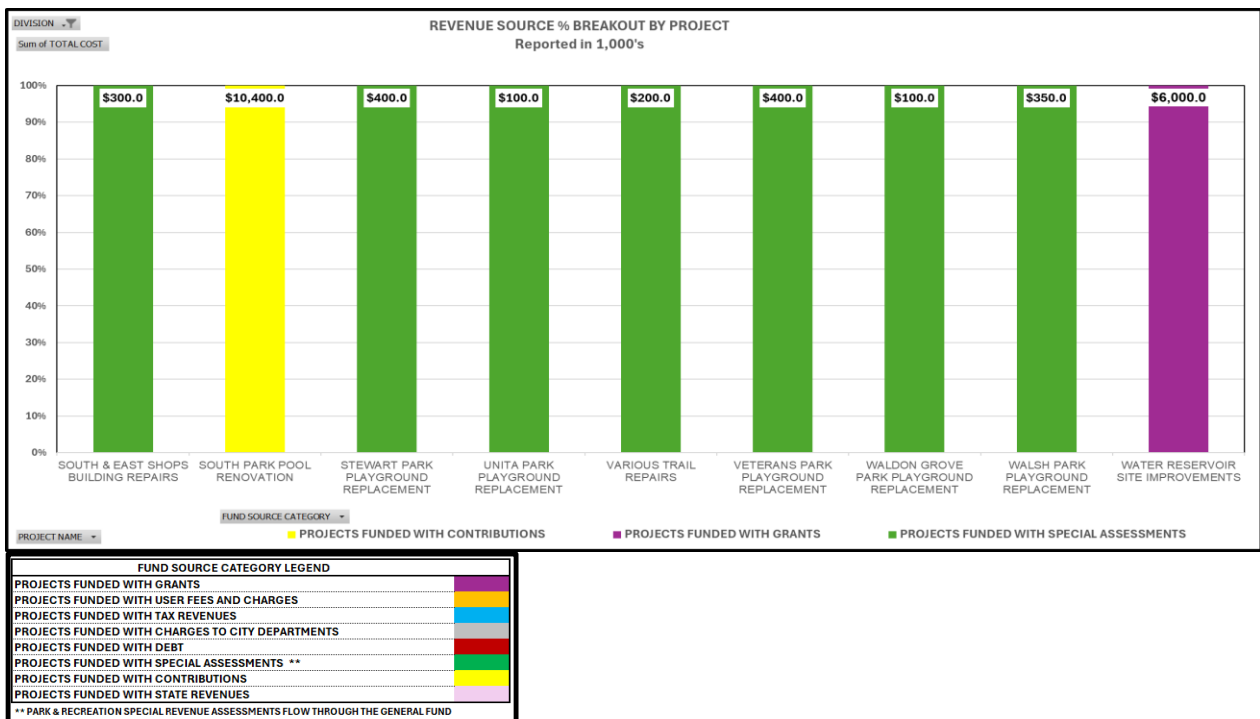
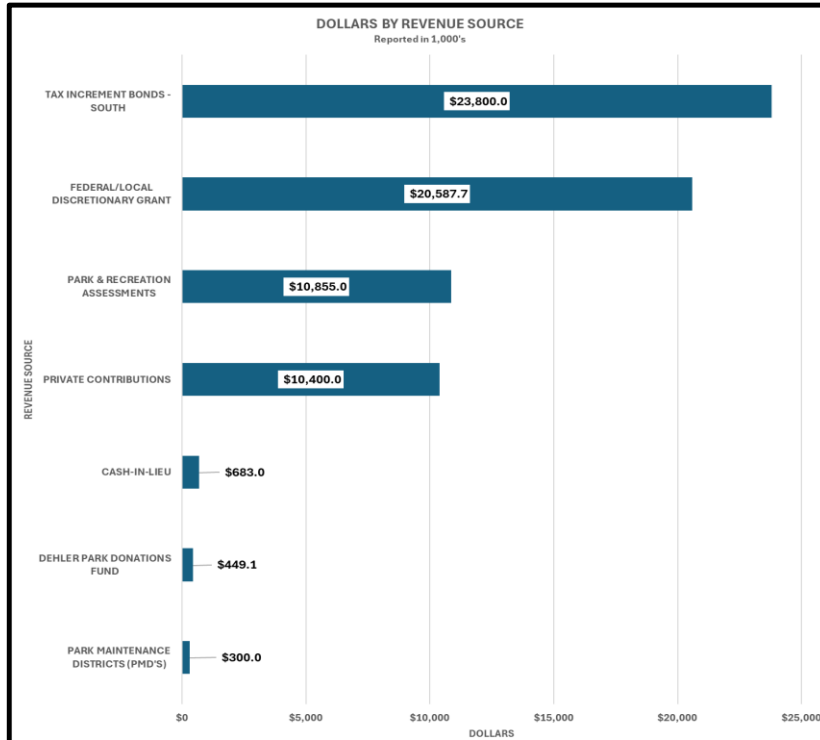


CHART 4 OF 4



**PARKS AND RECREATION TOTAL DOLLARS BY REVENUE SOURCE**



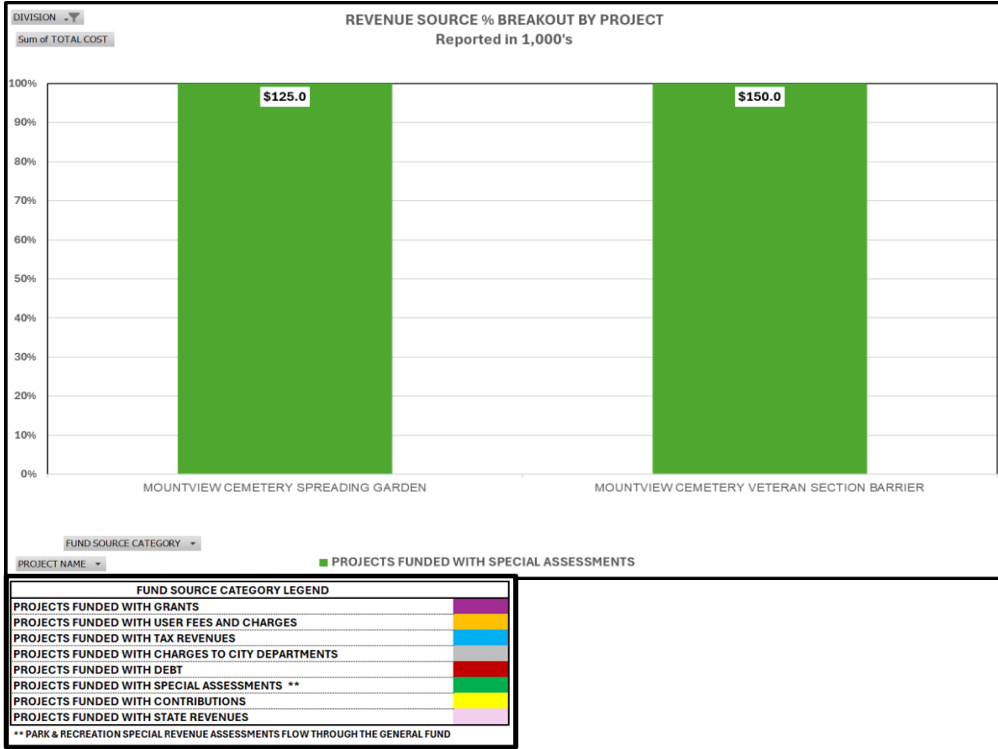
FUND SOURCE	FUND SOURCE CATEGORY
CASH-IN-LIEU	PROJECTS FUNDED WITH CONTRIBUTIONS
DEHLER PARK DONATIONS FUND	PROJECTS FUNDED WITH CONTRIBUTIONS
PRIVATE CONTRIBUTIONS	PROJECTS FUNDED WITH CONTRIBUTIONS
TAX INCREMENT BONDS - SOUTH	PROJECTS FUNDED WITH DEBT
FEDERAL/LOCAL DISCRETIONARY GRANT	PROJECTS FUNDED WITH GRANTS
PARK & RECREATION ASSESSMENTS	PROJECTS FUNDED WITH SPECIAL ASSESSMENTS (FLOWS THROUGH THE GENERAL FUND)
PARK MAINTENANCE DISTRICTS (PMD'S)	PROJECTS FUNDED WITH SPECIAL ASSESSMENTS

## CEMETERY PROJECTS

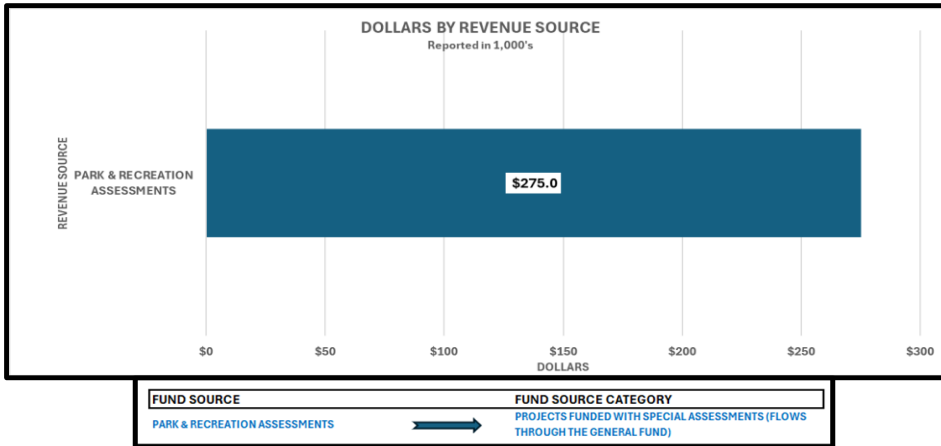
Project Name	FY 2026	FY 2027	FY 2028	FY 2029	FY 2030	Total
Mountview Cemetery Spreading Garden	125,000	-	-	-	-	125,000
Mountview Cemetery Veteran Section Barrier	150,000	-	-	-	-	150,000
<b>Total Cemetery Projects</b>	<b>275,000</b>	<b>-</b>	<b>-</b>	<b>-</b>	<b>-</b>	<b>275,000</b>

## CEMETERY PROJECTS - REVENUE SOURCE DETAILS

### CEMETERY - PERCENT (%) BREAKOUT BY REVENUE SOURCE CATEGORY



### CEMETERY TOTAL DOLLARS BY REVENUE SOURCE



<b>PARKS AND RECREATION DEPT TOTAL</b>	39,663,923	18,114,279	5,771,543	1,500,000	2,300,000	67,349,745
--	------------	------------	-----------	-----------	-----------	------------

**Department:** PRPL **FY26 - FY30 CIP**  
**Project Category:** Parks And Recreation **Project Title: Amend Park Rec Center**

**Project Description/Location:**  
 Located at corner of Amend Park off of King Ave E. and S Billings Blvd. Includes indoor sports courts (4-basket ball), infrastructure, and site pads.

**Justification:**  
 City owned land and SBURA has committed the funds for construction.

**CIP Status - SELECT from LIST**  
New Project OR Modify Existing  
 New Project

**Project Type - SELECT from LIST**  
Renewal/Replacement OR Enhancement/New  
 Enhancement / New

**Operating Budget Impact:**  
 TBID (Tourism & Business Improvement District) to cover operating expenses.

**Comments:**



Estimated Project Cost(s)	Prior Years	FY 2026	FY 2027	FY 2028	FY 2029	FY 2030	Future	Total Cost
Planning, Design, & Engineering								\$ -
Land Acquisition								\$ -
Construction		22,000,000						\$ 22,000,000
Equipment								\$ -
Other								\$ -
<b>Total Project Cost</b>	<b>\$ -</b>	<b>\$ 22,000,000</b>	<b>\$ -</b>	<b>\$ -</b>	<b>\$ -</b>	<b>\$ -</b>	<b>\$ -</b>	<b>\$ 22,000,000</b>

Project Funding	Prior Years	FY 2026	FY 2027	FY 2028	FY 2029	FY 2030	Future	Total Cost
Park Maintenance Districts (PMD's)								\$ -
Park Acquisition/Development Fees								\$ -
Parks & Recreation Assessments								\$ -
Tax Increment Bonds - South		22,000,000						\$ 22,000,000
								\$ -
								\$ -
								\$ -
<b>Total Project Funding</b>	<b>\$ -</b>	<b>\$ 22,000,000</b>	<b>\$ -</b>	<b>\$ -</b>	<b>\$ -</b>	<b>\$ -</b>	<b>\$ -</b>	<b>\$ 22,000,000</b>

<b>Department:</b>	<b>PRPL</b>	<b>FY26 - FY30 CIP</b>
<b>Project Category:</b>	<b>Parks And Recreation</b>	<b>Project Title: Amend Park Turf Field</b>

**Project Description/Location:**  
 Located on the SE end of Amend Park off of King Ave E. New turf field constructed with lights next to the existing turf field on the east side.

**Justification:**  
 An additional turf field with lights will provide more hours and days in the year for practice and games. SBURA has committed the funds for construction.

<b>CIP Status - SELECT from LIST</b> New Project OR Modify Existing	<b>Project Type - SELECT from LIST</b> Renewal/Replacement OR Enhancement/New
New Project	Enhancement / New

**Operating Budget Impact:**  
 Reduced operating and maintenance costs for an artificial turf field compared to a grass field.

**Comments:**



Estimated Project Cost(s)	Prior Years	FY 2026	FY 2027	FY 2028	FY 2029	FY 2030	Future	Total Cost
Planning, Design, & Engineering								\$ -
Land Acquisition								\$ -
Construction		1,800,000						\$ 1,800,000
Equipment								\$ -
Other								\$ -
<b>Total Project Cost</b>	<b>\$ -</b>	<b>\$ 1,800,000</b>	<b>\$ -</b>	<b>\$ -</b>	<b>\$ -</b>	<b>\$ -</b>	<b>\$ -</b>	<b>\$ 1,800,000</b>

Project Funding	Prior Years	FY 2026	FY 2027	FY 2028	FY 2029	FY 2030	Future	Total Cost
Park Maintenance Districts (PMD's)								\$ -
Cash-in-Lieu								\$ -
General Obligation Bonds/Loan								\$ -
Tax Increment Bonds - South		1,800,000						\$ 1,800,000
								\$ -
								\$ -
								\$ -
<b>Total Project Funding</b>	<b>\$ -</b>	<b>\$ 1,800,000</b>	<b>\$ -</b>	<b>\$ -</b>	<b>\$ -</b>	<b>\$ -</b>	<b>\$ -</b>	<b>\$ 1,800,000</b>

**Department:** PRPL **FY26 - FY30 CIP**  
**Project Category:** Parks And Recreation **Project Title: Boulder Park Irrigation Replacement**

**Project Description/Location:**  
 Replace existing irrigation system with new automated underground sprinkler system at Boulder Park.

**Justification:**  
 The current irrigation system at Boulder Park is an old manual system that waters during the day and is very inefficient. Replacing it with a new automated system will save water and operate at night eliminating daytime watering.

**CIP Status - SELECT from LIST**  
New Project OR Modify Existing  
 Modify Existing

**Project Type - SELECT from LIST**  
Renewal/Replacement OR Enhancement/New  
 Renewal/Replacement



**Operating Budget Impact:**  
 Reduce labor and energy costs to the Park maintenance budget.

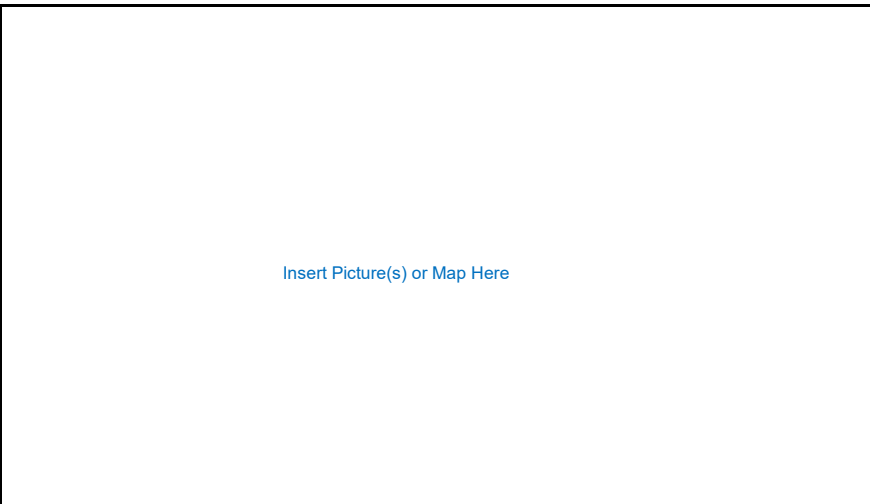
**Comments:**


Estimated Project Cost(s)	Prior Years	FY 2026	FY 2027	FY 2028	FY 2029	FY 2030	Future	Total Cost
Planning, Design, & Engineering								\$ -
Land Acquisition								\$ -
Construction						350,000		\$ 350,000
Equipment								\$ -
Other								\$ -
<b>Total Project Cost</b>	<b>\$ -</b>	<b>\$ -</b>	<b>\$ -</b>	<b>\$ -</b>	<b>\$ -</b>	<b>\$ 350,000</b>	<b>\$ -</b>	<b>\$ 350,000</b>

Project Funding	Prior Years	FY 2026	FY 2027	FY 2028	FY 2029	FY 2030	Future	Total Cost
Park Maintenance Districts (PMD's)								\$ -
Parks & Recreation Assessments						350,000		\$ 350,000
								\$ -
								\$ -
								\$ -
								\$ -
<b>Total Project Funding</b>	<b>\$ -</b>	<b>\$ -</b>	<b>\$ -</b>	<b>\$ -</b>	<b>\$ -</b>	<b>\$ 350,000</b>	<b>\$ -</b>	<b>\$ 350,000</b>

<b>Department:</b> <u>PRPL</u>		<b>FY26 - FY30 CIP</b>						
<b>Project Category:</b> <u>Parks And Recreation</u>		<b>Project Title:</b> <u>Burg Park Playground Replacement</u>						
<b>Project Description/Location:</b> Replace the existing playground equipment								
<b>Justification:</b> The playground equipment at Burg Park is nearing the end of its useful life and is currently scheduled for replacement in FY 28. Replacement equipment is increasingly harder to find and purchase. Staff will continue to monitor the equipment to determine if replacement will need to be moved up.								
<b>CIP Status - SELECT from LIST</b> <span style="color:red">New Project OR Modify Existing</span>		<b>Project Type - SELECT from LIST</b> <span style="color:red">Renewal/Replacement OR Enhancement/New</span>						
New Project		Renewal/Replacement						
<b>Operating Budget Impact:</b>		Insert Picture(s) or Map Here						
<b>Comments:</b>								
<b>Estimated Project Cost(s)</b>	<b>Prior Years</b>	<b>FY 2026</b>	<b>FY 2027</b>	<b>FY 2028</b>	<b>FY 2029</b>	<b>FY 2030</b>	<b>Future</b>	<b>Total Cost</b>
Planning, Design, & Engineering								\$ -
Land Acquisition								\$ -
Construction				300,000				\$ 300,000
Equipment								\$ -
Other								\$ -
<b>Total Project Cost</b>	\$ -	\$ -	\$ -	\$ 300,000	\$ -	\$ -	\$ -	\$ 300,000
<b>Project Funding</b>	<b>Prior Years</b>	<b>FY 2026</b>	<b>FY 2027</b>	<b>FY 2028</b>	<b>FY 2029</b>	<b>FY 2030</b>	<b>Future</b>	<b>Total Cost</b>
Park Maintenance Districts (PMD's)								\$ -
Parks & Recreation Assessments				300,000				\$ 300,000
Park Acquisition/Development Fees								\$ -
								\$ -
								\$ -
								\$ -
<b>Total Project Funding</b>	\$ -	\$ -	\$ -	\$ 300,000	\$ -	\$ -	\$ -	\$ 300,000

<b>Department:</b> <u>PRPL</u>		<b>FY26 - FY30 CIP</b>						
<b>Project Category:</b> <u>Parks And Recreation</u>		<b>Project Title:</b> <u>Centennial Event/ Picnic Shelters &amp; Athletic Courts</u>						
<b>Project Description/Location:</b> Capital improvement plan to construct event/picnic shelters & athletic courts.								
<b>Justification:</b> Updates needed to maintain and improve the existing park. Improvements to paid out of the Park & Recreation Assessments with a \$1 million allowance.								
<b>CIP Status - SELECT from LIST</b> <span style="color:red">New Project OR Modify Existing</span>		<b>Project Type - SELECT from LIST</b> <span style="color:red">Renewal/Replacement OR Enhancement/New</span>						
Modify Existing		Enhancement / New						
<b>Operating Budget Impact:</b>		Insert Picture(s) or Map Here						
<b>Comments:</b>								
<b>Estimated Project Cost(s)</b>	<b>Prior Years</b>	<b>FY 2026</b>	<b>FY 2027</b>	<b>FY 2028</b>	<b>FY 2029</b>	<b>FY 2030</b>	<b>Future</b>	<b>Total Cost</b>
Planning, Design, & Engineering								\$ -
Land Acquisition								\$ -
Construction						1,000,000		\$ 1,000,000
Equipment								\$ -
Other								\$ -
<b>Total Project Cost</b>	<b>\$ -</b>	<b>\$ -</b>	<b>\$ -</b>	<b>\$ -</b>	<b>\$ -</b>	<b>\$ 1,000,000</b>	<b>\$ -</b>	<b>\$ 1,000,000</b>
<b>Project Funding</b>	<b>Prior Years</b>	<b>FY 2026</b>	<b>FY 2027</b>	<b>FY 2028</b>	<b>FY 2029</b>	<b>FY 2030</b>	<b>Future</b>	<b>Total Cost</b>
Park Maintenance Districts (PMD's)								\$ -
Parks & Recreation Assessments						1,000,000		\$ 1,000,000
								\$ -
								\$ -
								\$ -
								\$ -
<b>Total Project Funding</b>	<b>\$ -</b>	<b>\$ -</b>	<b>\$ -</b>	<b>\$ -</b>	<b>\$ -</b>	<b>\$ 1,000,000</b>	<b>\$ -</b>	<b>\$ 1,000,000</b>

<b>Department:</b> <u>PRPL</u>		<b>FY26 - FY30 CIP</b>							
<b>Project Category:</b> <u>Parks And Recreation</u>		<b>Project Title:</b> <u>Centennial Park Playground</u>							
<b>Project Description/Location:</b> Capital improvement plan to construct a park playground.									
<b>Justification:</b> Updates needed to maintain and improve the existing park. Improvements to paid using Park & Recreation Assessments with a \$1 million allowance.									
<b>CIP Status - SELECT from LIST</b> <span style="color:red">New Project OR Modify Existing</span>		<b>Project Type - SELECT from LIST</b> <span style="color:red">Renewal/Replacement OR Enhancement/New</span>							
Modify Existing		Enhancement / New							
<b>Operating Budget Impact:</b>									
<b>Comments:</b>									
<b>Estimated Project Cost(s)</b>									
	<b>Prior Years</b>	<b>FY 2026</b>	<b>FY 2027</b>	<b>FY 2028</b>	<b>FY 2029</b>	<b>FY 2030</b>	<b>Future</b>	<b>Total Cost</b>	
Planning, Design, & Engineering								\$	-
Land Acquisition								\$	-
Construction			1,000,000					\$	1,000,000
Equipment								\$	-
Other								\$	-
<b>Total Project Cost</b>	\$ -	\$ -	\$ 1,000,000	\$ -	\$ -	\$ -	\$ -	\$ -	\$ 1,000,000
<b>Project Funding</b>									
	<b>Prior Years</b>	<b>FY 2026</b>	<b>FY 2027</b>	<b>FY 2028</b>	<b>FY 2029</b>	<b>FY 2030</b>	<b>Future</b>	<b>Total Cost</b>	
Park Maintenance Districts (PMD's)								\$	-
Parks & Recreation Assessments			1,000,000					\$	1,000,000
								\$	-
								\$	-
								\$	-
								\$	-
<b>Total Project Funding</b>	\$ -	\$ -	\$ 1,000,000	\$ -	\$ -	\$ -	\$ -	\$ -	\$ 1,000,000

<b>Department:</b> <u>PRPL</u>		<b>FY26 - FY30 CIP</b>						
<b>Project Category:</b> <u>Parks And Recreation</u>		<b>Project Title:</b> <u>Copper Ridge Shelter</u>						
<b>Project Description/Location:</b> Install a shelter structure (~30'x30') at Copper Ridge park area adjacent to playground between Copper Ridge Loop and Cove Creek Dr. Concrete floor and adjoining sidewalks installed for ADA access.								
<b>Justification:</b> The park area adjacent to the playground has little shade and cover from the elements. Park users utilizing the playground and/or just using the park would have a place to sit and be out of the sun, rain, snow, etc.								
<b>CIP Status - SELECT from LIST</b> <u>New Project OR Modify Existing</u>		<b>Project Type - SELECT from LIST</b> <u>Renewal/Replacement OR Enhancement/New</u>						
New Project		Enhancement / New						
<b>Operating Budget Impact:</b> Possible to reserve and rent out the shelter for a fee.								
<b>Comments:</b>								
<b>Estimated Project Cost(s)</b>	<b>Prior Years</b>	<b>FY 2026</b>	<b>FY 2027</b>	<b>FY 2028</b>	<b>FY 2029</b>	<b>FY 2030</b>	<b>Future</b>	<b>Total Cost</b>
Planning, Design, & Engineering								\$ -
Land Acquisition								\$ -
Construction		100,000						\$ 100,000
Equipment								\$ -
Other								\$ -
<b>Total Project Cost</b>	<b>\$ -</b>	<b>\$ 100,000</b>	<b>\$ -</b>	<b>\$ -</b>	<b>\$ -</b>	<b>\$ -</b>	<b>\$ -</b>	<b>\$ 100,000</b>
<b>Project Funding</b>	<b>Prior Years</b>	<b>FY 2026</b>	<b>FY 2027</b>	<b>FY 2028</b>	<b>FY 2029</b>	<b>FY 2030</b>	<b>Future</b>	<b>Total Cost</b>
Park Maintenance Districts (PMD's)								\$ -
Park Acquisition/Development Fees								\$ -
Parks & Recreation Assessments								\$ -
Cash-in-Lieu		100,000						\$ 100,000
								\$ -
								\$ -
								\$ -
<b>Total Project Funding</b>	<b>\$ -</b>	<b>\$ 100,000</b>	<b>\$ -</b>	<b>\$ -</b>	<b>\$ -</b>	<b>\$ -</b>	<b>\$ -</b>	<b>\$ 100,000</b>

<b>Department:</b> <u>PRPL</u>		<b>FY26 - FY30 CIP</b>						
<b>Project Category:</b> <u>Parks And Recreation</u>		<b>Project Title:</b> <u>Cottonwood Park</u>						
<b>Project Description/Location:</b> Begin Phase I of Cottonwood Park Master Plan and start to develop north end of park in FY26.								
<b>Justification:</b> Start construction using available cash-in-lieu funds for Cottonwood Park. Continue development in FY27 using Park Assessments. The Cottonwood Park Master Plan was completed in FY24.								
<b>CIP Status - SELECT from LIST</b> <span style="color:red">New Project OR Modify Existing</span>		<b>Project Type - SELECT from LIST</b> <span style="color:red">Renewal/Replacement OR Enhancement/New</span>						
Modify Existing		Enhancement / New						
<b>Operating Budget Impact:</b>		Insert Picture(s) or Map Here						
<b>Comments:</b>								
<b>Estimated Project Cost(s)</b>	<b>Prior Years</b>	<b>FY 2026</b>	<b>FY 2027</b>	<b>FY 2028</b>	<b>FY 2029</b>	<b>FY 2030</b>	<b>Future</b>	<b>Total Cost</b>
Planning, Design, & Engineering								\$ -
Land Acquisition								\$ -
Construction		492,986	350,000	200,000	200,000	600,000		\$ 1,842,986
Equipment								\$ -
Other								\$ -
<b>Total Project Cost</b>	\$ -	\$ 492,986	\$ 350,000	\$ 200,000	\$ 200,000	\$ 600,000	\$ -	\$ 1,842,986
<b>Project Funding</b>	<b>Prior Years</b>	<b>FY 2026</b>	<b>FY 2027</b>	<b>FY 2028</b>	<b>FY 2029</b>	<b>FY 2030</b>	<b>Future</b>	<b>Total Cost</b>
Park Maintenance Districts (PMD's)								\$ -
Parks & Recreation Assessments			350,000	200,000	200,000	600,000		\$ 1,350,000
Park Acquisition/Development Fees								\$ -
Cash-in-Lieu		492,986						\$ 492,986
								\$ -
								\$ -
								\$ -
<b>Total Project Funding</b>	\$ -	\$ 492,986	\$ 350,000	\$ 200,000	\$ 200,000	\$ 600,000	\$ -	\$ 1,842,986

Department: PRPL FY26 - FY30 CIP  
 Project Category: Parks And Recreation Project Title: Dehler Park Ball Field Replacement

**Project Description/Location:**  
 This project will replace the playing field at Dehler Park.

**Justification:**  
 The field at Dehler Park has been in place since 2008. Over time, the field has deteriorated in quality and needs to be replaced to meet safety standards and correct drainage issues.

CIP Status - SELECT from LIST  
New Project OR Modify Existing  
 Modify Existing

Project Type - SELECT from LIST  
Renewal/Replacement OR Enhancement/New  
 Renewal/Replacement



**Operating Budget Impact:**  
 Will improve maintenance operations to the field. Dehler Park maintenance account


**Comments:**

Estimated Project Cost(s)	Prior Years	FY 2026	FY 2027	FY 2028	FY 2029	FY 2030	Future	Total Cost
Planning, Design, & Engineering								\$ -
Land Acquisition								\$ -
Construction				449,080				\$ 449,080
Equipment								\$ -
Other								\$ -
<b>Total Project Cost</b>	\$ -	\$ -	\$ -	\$ 449,080	\$ -	\$ -	\$ -	\$ 449,080

Project Funding	Prior Years	FY 2026	FY 2027	FY 2028	FY 2029	FY 2030	Future	Total Cost
Park Maintenance Districts (PMD's)								\$ -
Cash-in-Lieu								\$ -
Parks & Recreation Assessments								\$ -
Dehler Park Donations Fund				449,080				\$ 449,080
Park Acquisition/Development Fees								\$ -
								\$ -
								\$ -
<b>Total Project Funding</b>	\$ -	\$ -	\$ -	\$ 449,080	\$ -	\$ -	\$ -	\$ 449,080

<b>Department:</b> <u>PRPL</u>		<b>FY26 - FY30 CIP</b>						
<b>Project Category:</b> <u>Parks And Recreation</u>		<b>Project Title:</b> <u>Edgerton Playground Replacement &amp; Restroom Remodel</u>						
<b>Project Description/Location:</b> Replace the playground equipment and remodel the restrooms with shelter at Edgerton Park.								
<b>Justification:</b> The playground equipment at Edgerton Park is nearing the end of its useful life and is currently scheduled for replacement in FY26. The restroom building has an attached shelter which both are in need of renovations. The shelter is rented out to the public for special events.								
<b>CIP Status - SELECT from LIST</b> <u>New Project OR Modify Existing</u>  New Project		<b>Project Type - SELECT from LIST</b> <u>Renewal/Replacement OR Enhancement/New</u>  Renewal/Replacement		Insert Picture(s) or Map Here				
<b>Operating Budget Impact:</b> The playground equipment at Edgerton Park is nearing the end of its useful life and is currently scheduled for replacement in FY28. The restroom building has an attached shelter which both are in need of renovations. The shelter is rented out to the public for special events.								
<b>Comments:</b> More rentals with a renovated building and improved shelter.								
<b>Estimated Project Cost(s)</b>	<b>Prior Years</b>	<b>FY 2026</b>	<b>FY 2027</b>	<b>FY 2028</b>	<b>FY 2029</b>	<b>FY 2030</b>	<b>Future</b>	<b>Total Cost</b>
Planning, Design, & Engineering								\$ -
Land Acquisition								\$ -
Construction				500,000				\$ 500,000
Equipment								\$ -
Other								\$ -
<b>Total Project Cost</b>	<b>\$ -</b>	<b>\$ -</b>	<b>\$ -</b>	<b>\$ 500,000</b>	<b>\$ -</b>	<b>\$ -</b>	<b>\$ -</b>	<b>\$ 500,000</b>
<b>Project Funding</b>	<b>Prior Years</b>	<b>FY 2026</b>	<b>FY 2027</b>	<b>FY 2028</b>	<b>FY 2029</b>	<b>FY 2030</b>	<b>Future</b>	<b>Total Cost</b>
Park Maintenance Districts (PMD's)								\$ -
Parks & Recreation Assessments				500,000				\$ 500,000
Park Acquisition/Development Fees								\$ -
								\$ -
								\$ -
								\$ -
<b>Total Project Funding</b>	<b>\$ -</b>	<b>\$ -</b>	<b>\$ -</b>	<b>\$ 500,000</b>	<b>\$ -</b>	<b>\$ -</b>	<b>\$ -</b>	<b>\$ 500,000</b>

<b>Department:</b> <u>PRPL</u>		<b>FY26 - FY30 CIP</b>						
<b>Project Category:</b> <u>Parks And Recreation</u>		<b>Project Title:</b> <u>Francis Park Playground Replacement</u>						
<b>Project Description/Location:</b> Replace the main playground equipment at Francis Park.								
<b>Justification:</b> The playground equipment at Francis Park is nearing the end of its useful life. Replacement equipment and parts availability is limited as play equipment approaches its end of life cycle.								
<b>CIP Status - SELECT from LIST</b> <u>New Project OR Modify Existing</u>		<b>Project Type - SELECT from LIST</b> <u>Renewal/Replacement OR Enhancement/New</u>		Insert Picture(s) or Map Here				
New Project		Renewal/Replacement						
<b>Operating Budget Impact:</b> Lower maintenance costs to maintain new play equipment.								
<b>Comments:</b>								
<b>Estimated Project Cost(s)</b>	<b>Prior Years</b>	<b>FY 2026</b>	<b>FY 2027</b>	<b>FY 2028</b>	<b>FY 2029</b>	<b>FY 2030</b>	<b>Future</b>	<b>Total Cost</b>
Planning, Design, & Engineering								\$ -
Land Acquisition								\$ -
Construction					100,000			\$ 100,000
Equipment								\$ -
Other								\$ -
<b>Total Project Cost</b>	<b>\$ -</b>	<b>\$ -</b>	<b>\$ -</b>	<b>\$ -</b>	<b>\$ 100,000</b>	<b>\$ -</b>	<b>\$ -</b>	<b>\$ 100,000</b>
<b>Project Funding</b>	<b>Prior Years</b>	<b>FY 2026</b>	<b>FY 2027</b>	<b>FY 2028</b>	<b>FY 2029</b>	<b>FY 2030</b>	<b>Future</b>	<b>Total Cost</b>
Park Maintenance Districts (PMD's)					100,000			\$ 100,000
Cash-in-Lieu								\$ -
Park Acquisition/Development Fees								\$ -
Parks & Recreation Assessments								\$ -
								\$ -
								\$ -
<b>Total Project Funding</b>	<b>\$ -</b>	<b>\$ -</b>	<b>\$ -</b>	<b>\$ -</b>	<b>\$ 100,000</b>	<b>\$ -</b>	<b>\$ -</b>	<b>\$ 100,000</b>

<b>Department:</b> <u>PRPL</u>		<b>FY26 - FY30 CIP</b>							
<b>Project Category:</b> <u>Parks And Recreation</u>		<b>Project Title:</b> <u>Gorham Park Playground Replacement</u>							
<b>Project Description/Location:</b> Replace the playground equipment at Gorham Park.									
<b>Justification:</b> The playground equipment at Gorham Park is nearing the end of its useful life and is currently scheduled for replacement in FY27. Replacement equipment is increasingly harder to find and purchase as equipment approaches its end of life cycle.									
<b>CIP Status - SELECT from LIST</b> <span style="color: red;">New Project OR Modify Existing</span>		<b>Project Type - SELECT from LIST</b> <span style="color: red;">Renewal/Replacement OR Enhancement/New</span>							
New Project		Renewal/Replacement							
<b>Operating Budget Impact:</b> Lower maintenance costs to maintain new play equipment.									
<b>Comments:</b>									
<a href="#">Insert Picture(s) or Map Here</a>									
<b>Estimated Project Cost(s)</b>									
	<b>Prior Years</b>	<b>FY 2026</b>	<b>FY 2027</b>	<b>FY 2028</b>	<b>FY 2029</b>	<b>FY 2030</b>	<b>Future</b>	<b>Total Cost</b>	
Planning, Design, & Engineering								\$	-
Land Acquisition								\$	-
Construction				300,000				\$	300,000
Equipment								\$	-
Other								\$	-
<b>Total Project Cost</b>	<b>\$ -</b>	<b>\$ -</b>	<b>\$ -</b>	<b>\$ 300,000</b>	<b>\$ -</b>	<b>\$ -</b>	<b>\$ -</b>	<b>\$ -</b>	<b>\$ 300,000</b>
<b>Project Funding</b>									
	<b>Prior Years</b>	<b>FY 2026</b>	<b>FY 2027</b>	<b>FY 2028</b>	<b>FY 2029</b>	<b>FY 2030</b>	<b>Future</b>	<b>Total Cost</b>	
Park Maintenance Districts (PMD's)								\$	-
Parks & Recreation Assessments				300,000				\$	300,000
Park Acquisition/Development Fees								\$	-
								\$	-
								\$	-
								\$	-
<b>Total Project Funding</b>	<b>\$ -</b>	<b>\$ -</b>	<b>\$ -</b>	<b>\$ 300,000</b>	<b>\$ -</b>	<b>\$ -</b>	<b>\$ -</b>	<b>\$ -</b>	<b>\$ 300,000</b>

**Department:** PRPL **FY26 - FY30 CIP**  
**Project Category:** Parks And Recreation **Project Title: Hawthorne Park Wading Pool Replacement**

**Project Description/Location:**  
 Replace the wading pool at Hawthorne Park.

**Justification:**  
 The Hawthorne Park Wading Pool has reached the end of its useful life and needs to be replaced. Based on the results of an aquatic evaluation study in FY 24 which will include wading pools, this project will implement those recommendations in FY 28.

<b>CIP Status - SELECT from LIST</b> <u>New Project OR Modify Existing</u>  Modify Existing	<b>Project Type - SELECT from LIST</b> <u>Renewal/Replacement OR Enhancement/New</u>  Renewal/Replacement
--	--





**Operating Budget Impact:**  
 Possible elimination of life guard personnel.


**Comments:**


Estimated Project Cost(s)	Prior Years	FY 2026	FY 2027	FY 2028	FY 2029	FY 2030	Future	Total Cost
Planning, Design, & Engineering				200,000				\$ 200,000
Land Acquisition								\$ -
Construction					500,000			\$ 500,000
Equipment								\$ -
Other								\$ -
<b>Total Project Cost</b>	\$ -	\$ -	\$ -	\$ 200,000	\$ 500,000	\$ -	\$ -	\$ 700,000


Project Funding	Prior Years	FY 2026	FY 2027	FY 2028	FY 2029	FY 2030	Future	Total Cost
Park Maintenance Districts (PMD's)								\$ -
Parks & Recreation Assessments				200,000	500,000			\$ 700,000
								\$ -
								\$ -
								\$ -
								\$ -
<b>Total Project Funding</b>	\$ -	\$ -	\$ -	\$ 200,000	\$ 500,000	\$ -	\$ -	\$ 700,000

<b>Department:</b> <u>PRPL</u>		<b>FY26 - FY30 CIP</b>						
<b>Project Category:</b> <u>Parks And Recreation</u>		<b>Project Title:</b> <u>High Sierra Dog Park Sidewalks</u>						
<b>Project Description/Location:</b> Install concrete sidewalks for ADA access at the dog park in High Sierra Park.								
<b>Justification:</b> Walkways and trails through dog park are currently wood chips/mulch and limit access. Concrete walkways will be ADA compliant and provide access for all park users.								
<b>CIP Status - SELECT from LIST</b> <u>New Project OR Modify Existing</u>		<b>Project Type - SELECT from LIST</b> <u>Renewal/Replacement OR Enhancement/New</u>						
New Project		Enhancement / New						
<b>Operating Budget Impact:</b> Use Cash in Lieu funds dedicated to High Sierra Park for construction costs.								
<b>Comments:</b>								
<b>Estimated Project Cost(s)</b>	<b>Prior Years</b>	<b>FY 2026</b>	<b>FY 2027</b>	<b>FY 2028</b>	<b>FY 2029</b>	<b>FY 2030</b>	<b>Future</b>	<b>Total Cost</b>
Planning, Design, & Engineering								\$ -
Land Acquisition								\$ -
Construction		90,000						\$ 90,000
Equipment								\$ -
Other								\$ -
<b>Total Project Cost</b>	<b>\$ -</b>	<b>\$ 90,000</b>	<b>\$ -</b>	<b>\$ -</b>	<b>\$ -</b>	<b>\$ -</b>	<b>\$ -</b>	<b>\$ 90,000</b>
<b>Project Funding</b>	<b>Prior Years</b>	<b>FY 2026</b>	<b>FY 2027</b>	<b>FY 2028</b>	<b>FY 2029</b>	<b>FY 2030</b>	<b>Future</b>	<b>Total Cost</b>
Park Maintenance Districts (PMD's)								\$ -
Park Acquisition/Development Fees								\$ -
Parks & Recreation Assessments								\$ -
Cash-in-Lieu		90,000						\$ 90,000
								\$ -
								\$ -
								\$ -
<b>Total Project Funding</b>	<b>\$ -</b>	<b>\$ 90,000</b>	<b>\$ -</b>	<b>\$ -</b>	<b>\$ -</b>	<b>\$ -</b>	<b>\$ -</b>	<b>\$ 90,000</b>

<b>Department:</b> <u>PRPL</u>		<b>FY26 - FY30 CIP</b>						
<b>Project Category:</b> <u>Parks And Recreation</u>		<b>Project Title:</b> <u>Irrigation Automation at Burlington Park</u>						
<b>Project Description/Location:</b> Replace existing irrigation system with new automated system at Burlington Park.								
<b>Justification:</b> The current irrigation system at Burlington Park is an old manual system and is very inefficient. By replacing it with new automated system it will irrigate more efficiently saving water and operate at night freeing the park for use during the day.								
<b>CIP Status - SELECT from LIST</b> <u>New Project OR Modify Existing</u>  New Project		<b>Project Type - SELECT from LIST</b> <u>Renewal/Replacement OR Enhancement/New</u>  Renewal/Replacement						
<b>Operating Budget Impact:</b>		<b>Comments:</b>						
<b>Estimated Project Cost(s)</b>		<b>Project Funding</b>						
	<b>Prior Years</b>	<b>FY 2026</b>	<b>FY 2027</b>	<b>FY 2028</b>	<b>FY 2029</b>	<b>FY 2030</b>	<b>Future</b>	<b>Total Cost</b>
Planning, Design, & Engineering								\$ -
Land Acquisition								\$ -
Construction				305,025				\$ 305,025
Equipment								\$ -
Other								\$ -
<b>Total Project Cost</b>	<b>\$ -</b>	<b>\$ -</b>	<b>\$ -</b>	<b>\$ 305,025</b>	<b>\$ -</b>	<b>\$ -</b>	<b>\$ -</b>	<b>\$ 305,025</b>
	<b>Prior Years</b>	<b>FY 2026</b>	<b>FY 2027</b>	<b>FY 2028</b>	<b>FY 2029</b>	<b>FY 2030</b>	<b>Future</b>	<b>Total Cost</b>
Park Maintenance Districts (PMD's)								\$ -
Parks & Recreation Assessments				305,025				\$ 305,025
Park Acquisition/Development Fees								\$ -
								\$ -
								\$ -
								\$ -
<b>Total Project Funding</b>	<b>\$ -</b>	<b>\$ -</b>	<b>\$ -</b>	<b>\$ 305,025</b>	<b>\$ -</b>	<b>\$ -</b>	<b>\$ -</b>	<b>\$ 305,025</b>

<b>Department:</b> PRPL		<b>FY26 - FY30 CIP</b>						
<b>Project Category:</b> Parks And Recreation		<b>Project Title:</b> Irrigation Automation Spring Creek and Evergreen Parks						
<b>Project Description/Location:</b> Replace existing irrigation systems with new automated system at Spring Creek and Evergreen Parks.								
<b>Justification:</b> The current irrigation systems at Spring Creek and Evergreen Parks are old manual systems and are very inefficient. By replacing them with new automated systems they will irrigate more efficiently saving water and operate at night freeing the park for use during the day.								
<b>CIP Status - SELECT from LIST</b> New Project OR Modify Existing  Modify Existing		<b>Project Type - SELECT from LIST</b> Renewal/Replacement OR Enhancement/New  Renewal/Replacement						
<b>Operating Budget Impact:</b>								
<b>Comments:</b> Reduce labor and energy costs to the Park maintenance budget.								
<b>Estimated Project Cost(s)</b>	<b>Prior Years</b>	<b>FY 2026</b>	<b>FY 2027</b>	<b>FY 2028</b>	<b>FY 2029</b>	<b>FY 2030</b>	<b>Future</b>	<b>Total Cost</b>
Planning, Design, & Engineering		50,000						\$ 50,000
Land Acquisition								\$ -
Construction		450,000						\$ 450,000
Equipment								\$ -
Other								\$ -
<b>Total Project Cost</b>	<b>\$ -</b>	<b>\$ 500,000</b>	<b>\$ -</b>	<b>\$ -</b>	<b>\$ -</b>	<b>\$ -</b>	<b>\$ -</b>	<b>\$ 500,000</b>
<b>Project Funding</b>	<b>Prior Years</b>	<b>FY 2026</b>	<b>FY 2027</b>	<b>FY 2028</b>	<b>FY 2029</b>	<b>FY 2030</b>	<b>Future</b>	<b>Total Cost</b>
Park Maintenance Districts (PMD's)								\$ -
Parks & Recreation Assessments		500,000						\$ 500,000
								\$ -
								\$ -
								\$ -
								\$ -
<b>Total Project Funding</b>	<b>\$ -</b>	<b>\$ 500,000</b>	<b>\$ -</b>	<b>\$ -</b>	<b>\$ -</b>	<b>\$ -</b>	<b>\$ -</b>	<b>\$ 500,000</b>

<b>Department:</b> <u>PRPL</u>		<b>FY26 - FY30 CIP</b>						
<b>Project Category:</b> <u>Parks And Recreation</u>		<b>Project Title:</b> <u>Millice Park Irrigation Replacement</u>						
<b>Project Description/Location:</b> Replace existing manual irrigation systems with new automated system at Millice Park.								
<b>Justification:</b> The current irrigation systems at Millice Park is an old manual systems and very inefficient. By replacing it with a new automated system the park will irrigate more efficiently saving water and operate at night freeing the park for use during the day. Parks Department applied for \$100,000 grant for smart water use to help cover project costs.								
<b>CIP Status - SELECT from LIST</b> <u>New Project OR Modify Existing</u>  Modify Existing		<b>Project Type - SELECT from LIST</b> <u>Renewal/Replacement OR Enhancement/New</u>  Renewal/Replacement						
<b>Operating Budget Impact:</b> Reduce labor and energy costs to the Park maintenance budget.								
<b>Comments:</b>								
<b>Estimated Project Cost(s)</b>	<b>Prior Years</b>	<b>FY 2026</b>	<b>FY 2027</b>	<b>FY 2028</b>	<b>FY 2029</b>	<b>FY 2030</b>	<b>Future</b>	<b>Total Cost</b>
Planning, Design, & Engineering								\$ -
Land Acquisition								\$ -
Construction		400,000						\$ 400,000
Equipment								\$ -
Other								\$ -
<b>Total Project Cost</b>	<b>\$ -</b>	<b>\$ 400,000</b>	<b>\$ -</b>	<b>\$ -</b>	<b>\$ -</b>	<b>\$ -</b>	<b>\$ -</b>	<b>\$ 400,000</b>
<b>Project Funding</b>	<b>Prior Years</b>	<b>FY 2026</b>	<b>FY 2027</b>	<b>FY 2028</b>	<b>FY 2029</b>	<b>FY 2030</b>	<b>Future</b>	<b>Total Cost</b>
Park Maintenance Districts (PMD's)								\$ -
Parks & Recreation Assessments		300,000						\$ 300,000
Park Acquisition/Development Fees								\$ -
Federal/Local Discretionary Grant		100,000						\$ 100,000
								\$ -
								\$ -
<b>Total Project Funding</b>	<b>\$ -</b>	<b>\$ 400,000</b>	<b>\$ -</b>	<b>\$ -</b>	<b>\$ -</b>	<b>\$ -</b>	<b>\$ -</b>	<b>\$ 400,000</b>

<b>Department:</b> <u>PRPL</u>		<b>FY26 - FY30 CIP</b>						
<b>Project Category:</b> <u>Parks And Recreation</u>		<b>Project Title: <u>North Park Community Change Grant</u></b>						
<b>Project Description/Location:</b>								
<p>The City will manage funds associated with engineering and construction of public projects, to include missing sidewalks, ADA improvements, cycle track, and the resiliency center at North Park. Personnel costs of \$17,117 and fringe benefits of \$4,964 will be charged back to the grant for City Employee's time. In year one, the City will contract \$1,411,425 with an architectural firm for the final design of the resiliency center. The City will also contract to complete the engineering final design of the cycle track (\$228,942), missing sidewalks (\$143,760), and ADA improvements (\$299,729). The City will retain a contractor to construct the resiliency center (\$8,898,698) in year two. The construction will take place over two years, with an estimated year two payment of \$6,181,260 and a year three payment of \$2,717,438. The City will also retain contractors to construct cycle track (\$1,462,683), missing sidewalks (\$654,905), and ADA improvements (\$1,365,431).</p>								
<b>Justification:</b>								
<p>The City of Billings, Montana is requesting \$14,487,654 in funding for several green district projects to be completed in the North Park Neighborhood. The City will manage funds associated with engineering and construction of public projects, to include missing sidewalks, ADA improvements, cycle track, and the resiliency center.</p>								
<b>CIP Status - SELECT from LIST</b>		<b>Project Type - SELECT from LIST</b>						
New Project OR Modify Existing		Renewal/Replacement OR Enhancement/New						
New Project		Enhancement / New						
<b>Operating Budget Impact:</b>								
Grant funding for design and construction. Reimbursement for City staff time paid by grant.								
<b>Comments:</b>								
<b>Estimated Project Cost(s)</b>								
	<b>Prior Years</b>	<b>FY 2026</b>	<b>FY 2027</b>	<b>FY 2028</b>	<b>FY 2029</b>	<b>FY 2030</b>	<b>Future</b>	<b>Total Cost</b>
Planning, Design, & Engineering		2,105,937						\$ 2,105,937
Land Acquisition								\$ -
Construction			9,664,279	2,717,438				\$ 12,381,717
Equipment								\$ -
Other								\$ -
<b>Total Project Cost</b>	<b>\$ -</b>	<b>\$ 2,105,937</b>	<b>\$ 9,664,279</b>	<b>\$ 2,717,438</b>	<b>\$ -</b>	<b>\$ -</b>	<b>\$ -</b>	<b>\$ 14,487,654</b>
<b>Project Funding</b>								
	<b>Prior Years</b>	<b>FY 2026</b>	<b>FY 2027</b>	<b>FY 2028</b>	<b>FY 2029</b>	<b>FY 2030</b>	<b>Future</b>	<b>Total Cost</b>
Park Maintenance Districts (PMD's)								\$ -
Cash-in-Lieu								\$ -
Federal/Local Discretionary Grant		2,105,937	9,664,279	2,717,438				\$ 14,487,654
								\$ -
								\$ -
								\$ -
<b>Total Project Funding</b>	<b>\$ -</b>	<b>\$ 2,105,937</b>	<b>\$ 9,664,279</b>	<b>\$ 2,717,438</b>	<b>\$ -</b>	<b>\$ -</b>	<b>\$ -</b>	<b>\$ 14,487,654</b>

<b>Department:</b> <u>PRPL</u>		<b>FY26 - FY30 CIP</b>						
<b>Project Category:</b> <u>Parks And Recreation</u>		<b>Project Title:</b> <u>Pioneer Park Wading Pool Replacement</u>						
<b>Project Description/Location:</b> Replace the wading pool at Pioneer Park.								
<b>Justification:</b> The Pioneer Park Wading Pool has reached the end of its useful life and needs to be replaced. Based on the results of an aquatic evaluation study in FY 24 which will include wading pools, this project will implement those recommendations in FY 28.								
<b>CIP Status - SELECT from LIST</b> <u>New Project OR Modify Existing</u>  Modify Existing		<b>Project Type - SELECT from LIST</b> <u>Renewal/Replacement OR Enhancement/New</u>  Renewal/Replacement						
<b>Operating Budget Impact:</b> Possible elimination of life guard personnel.								
<b>Comments:</b>								
<b>Estimated Project Cost(s)</b>	<b>Prior Years</b>	<b>FY 2026</b>	<b>FY 2027</b>	<b>FY 2028</b>	<b>FY 2029</b>	<b>FY 2030</b>	<b>Future</b>	<b>Total Cost</b>
Planning, Design, & Engineering				200,000				\$ 200,000
Land Acquisition								\$ -
Construction					500,000			\$ 500,000
Equipment								\$ -
Other								\$ -
<b>Total Project Cost</b>	<b>\$ -</b>	<b>\$ -</b>	<b>\$ -</b>	<b>\$ 200,000</b>	<b>\$ 500,000</b>	<b>\$ -</b>	<b>\$ -</b>	<b>\$ 700,000</b>
<b>Project Funding</b>	<b>Prior Years</b>	<b>FY 2026</b>	<b>FY 2027</b>	<b>FY 2028</b>	<b>FY 2029</b>	<b>FY 2030</b>	<b>Future</b>	<b>Total Cost</b>
Park Maintenance Districts (PMD's)								\$ -
Parks & Recreation Assessments				200,000	500,000			\$ 700,000
								\$ -
								\$ -
								\$ -
								\$ -
<b>Total Project Funding</b>	<b>\$ -</b>	<b>\$ -</b>	<b>\$ -</b>	<b>\$ 200,000</b>	<b>\$ 500,000</b>	<b>\$ -</b>	<b>\$ -</b>	<b>\$ 700,000</b>

<b>Department:</b> <u>PRPL</u>		<b>FY26 - FY30 CIP</b>						
<b>Project Category:</b> <u>Parks And Recreation</u>		<b>Project Title:</b> <u>Poly Vista Park Splash Pad Development</u>						
<b>Project Description/Location:</b> Phase 3 construction of an inclusive splash pad, matching the contributions from Landon's Legacy Foundation.								
<b>Justification:</b> Landon's Legacy Foundation is actively fund raising to develop an Accessible and inclusive splash pad at Poly Vista Park. This splash pad will be specially designed for individuals who have disabilities to fully access the splash pad equipment.								
<b>CIP Status - SELECT from LIST</b> <u>New Project OR Modify Existing</u>  New Project	<b>Project Type - SELECT from LIST</b> <u>Renewal/Replacement OR Enhancement/New</u>  Enhancement / New	Insert Picture(s) or Map Here						
<b>Operating Budget Impact:</b>								
<b>Comments:</b>								
<b>Estimated Project Cost(s)</b>	<b>Prior Years</b>	<b>FY 2026</b>	<b>FY 2027</b>	<b>FY 2028</b>	<b>FY 2029</b>	<b>FY 2030</b>	<b>Future</b>	<b>Total Cost</b>
Planning, Design, & Engineering								\$ -
Land Acquisition								\$ -
Construction	200,000		500,000					\$ 700,000
Equipment								\$ -
Other								\$ -
<b>Total Project Cost</b>	<b>\$ 200,000</b>	<b>\$ -</b>	<b>\$ 500,000</b>	<b>\$ -</b>	<b>\$ -</b>	<b>\$ -</b>	<b>\$ -</b>	<b>\$ 700,000</b>
<b>Project Funding</b>	<b>Prior Years</b>	<b>FY 2026</b>	<b>FY 2027</b>	<b>FY 2028</b>	<b>FY 2029</b>	<b>FY 2030</b>	<b>Future</b>	<b>Total Cost</b>
Park Maintenance Districts (PMD's)								\$ -
Parks & Recreation Assessments	200,000		500,000					\$ 700,000
								\$ -
								\$ -
								\$ -
								\$ -
<b>Total Project Funding</b>	<b>\$ 200,000</b>	<b>\$ -</b>	<b>\$ 500,000</b>	<b>\$ -</b>	<b>\$ -</b>	<b>\$ -</b>	<b>\$ -</b>	<b>\$ 700,000</b>

<b>Department:</b> <u>PRPL</u>		<b>FY26 - FY30 CIP</b>							
<b>Project Category:</b> <u>Parks And Recreation</u>		<b>Project Title:</b> <u>Resurface trail in Riverfront Park</u>							
<b>Project Description/Location:</b> Repair walking trail in Riverfront Park									
<b>Justification:</b> It is a asphalt trail that has been well used over the years, there are some tree roots growing through it and cracks in it that are becoming a safety issue. Resurfacing the trail would make for a more enjoyable and safer walking experience through out the park.									
<b>CIP Status - SELECT from LIST</b> <span style="color: red;">New Project OR Modify Existing</span>		<b>Project Type - SELECT from LIST</b> <span style="color: red;">Renewal/Replacement OR Enhancement/New</span>		Insert Picture(s) or Map Here					
New Project		Renewal/Replacement							
<b>Operating Budget Impact:</b>									
<b>Comments:</b>									
<b>Estimated Project Cost(s)</b>		<b>Prior Years</b>	<b>FY 2026</b>	<b>FY 2027</b>	<b>FY 2028</b>	<b>FY 2029</b>	<b>FY 2030</b>	<b>Future</b>	<b>Total Cost</b>
Planning, Design, & Engineering									\$ -
Land Acquisition									\$ -
Construction			400,000						\$ 400,000
Equipment									\$ -
Other									\$ -
<b>Total Project Cost</b>		<b>\$ -</b>	<b>\$ 400,000</b>	<b>\$ -</b>	<b>\$ -</b>	<b>\$ -</b>	<b>\$ -</b>	<b>\$ -</b>	<b>\$ 400,000</b>
<b>Project Funding</b>		<b>Prior Years</b>	<b>FY 2026</b>	<b>FY 2027</b>	<b>FY 2028</b>	<b>FY 2029</b>	<b>FY 2030</b>	<b>Future</b>	<b>Total Cost</b>
Park Maintenance Districts (PMD's)									\$ -
Parks & Recreation Assessments			400,000						\$ 400,000
									\$ -
									\$ -
									\$ -
									\$ -
<b>Total Project Funding</b>		<b>\$ -</b>	<b>\$ 400,000</b>	<b>\$ -</b>	<b>\$ -</b>	<b>\$ -</b>	<b>\$ -</b>	<b>\$ -</b>	<b>\$ 400,000</b>

<b>Department:</b> <u>PRPL</u>		<b>FY26 - FY30 CIP</b>							
<b>Project Category:</b> <u>Parks And Recreation</u>		<b>Project Title:</b> <u>Rose Park Tennis Courts Replacement</u>							
<b>Project Description/Location:</b> Replace the existing tennis courts									
<b>Justification:</b> The existing tennis courts have developed significant surface cracking. Replacement of these courts will assure a safe playing surface and ADA accessibility.									
<b>CIP Status - SELECT from LIST</b> <span style="color:red">New Project OR Modify Existing</span>		<b>Project Type - SELECT from LIST</b> <span style="color:red">Renewal/Replacement OR Enhancement/New</span>		Insert Picture(s) or Map Here					
New Project		Renewal/Replacement							
<b>Operating Budget Impact:</b>									
<b>Comments:</b>									
<b>Estimated Project Cost(s)</b>									
	<b>Prior Years</b>	<b>FY 2026</b>	<b>FY 2027</b>	<b>FY 2028</b>	<b>FY 2029</b>	<b>FY 2030</b>	<b>Future</b>	<b>Total Cost</b>	
Planning, Design, & Engineering								\$	-
Land Acquisition								\$	-
Construction				600,000				\$	600,000
Equipment								\$	-
Other								\$	-
<b>Total Project Cost</b>	\$ -	\$ -	\$ -	\$ 600,000	\$ -	\$ -	\$ -	\$ -	\$ 600,000
<b>Project Funding</b>									
	<b>Prior Years</b>	<b>FY 2026</b>	<b>FY 2027</b>	<b>FY 2028</b>	<b>FY 2029</b>	<b>FY 2030</b>	<b>Future</b>	<b>Total Cost</b>	
Park Maintenance Districts (PMD's)								\$	-
Parks & Recreation Assessments				600,000				\$	600,000
Park Acquisition/Development Fees								\$	-
								\$	-
								\$	-
								\$	-
<b>Total Project Funding</b>	\$ -	\$ -	\$ -	\$ 600,000	\$ -	\$ -	\$ -	\$ -	\$ 600,000

<b>Department:</b> <u>PRPL</u>		<b>FY26 - FY30 CIP</b>						
<b>Project Category:</b> <u>Parks And Recreation</u>		<b>Project Title:</b> <u>Rose Pool Perimeter Fence Replacement</u>						
<b>Project Description/Location:</b> This project will replace existing perimeter fencing around Rose Pool.								
<b>Justification:</b> The existing chain-link fence surrounding the perimeter at Rose Pool has been cut, vandalized, bent and repaired many times over the years. A new perimeter fence will improve security.								
<b>CIP Status - SELECT from LIST</b> <u>New Project OR Modify Existing</u>  Modify Existing		<b>Project Type - SELECT from LIST</b> <u>Renewal/Replacement OR Enhancement/New</u>  Renewal/Replacement						
<b>Operating Budget Impact:</b> None.		<b>Comments:</b>						
<b>Estimated Project Cost(s)</b>	<b>Prior Years</b>	<b>FY 2026</b>	<b>FY 2027</b>	<b>FY 2028</b>	<b>FY 2029</b>	<b>FY 2030</b>	<b>Future</b>	<b>Total Cost</b>
Planning, Design, & Engineering								\$ -
Land Acquisition								\$ -
Construction		200,000						\$ 200,000
Equipment								\$ -
Other								\$ -
<b>Total Project Cost</b>	<b>\$ -</b>	<b>\$ 200,000</b>	<b>\$ -</b>	<b>\$ -</b>	<b>\$ -</b>	<b>\$ -</b>	<b>\$ -</b>	<b>\$ 200,000</b>
<b>Project Funding</b>	<b>Prior Years</b>	<b>FY 2026</b>	<b>FY 2027</b>	<b>FY 2028</b>	<b>FY 2029</b>	<b>FY 2030</b>	<b>Future</b>	<b>Total Cost</b>
Park Maintenance Districts (PMD's)								\$ -
Parks & Recreation Assessments		200,000						\$ 200,000
								\$ -
								\$ -
								\$ -
								\$ -
								\$ -
<b>Total Project Funding</b>	<b>\$ -</b>	<b>\$ 200,000</b>	<b>\$ -</b>	<b>\$ -</b>	<b>\$ -</b>	<b>\$ -</b>	<b>\$ -</b>	<b>\$ 200,000</b>

<b>Department:</b> <u>PRPL</u>		<b>FY26 - FY30 CIP</b>						
<b>Project Category:</b> <u>Parks And Recreation</u>		<b>Project Title:</b> <u>Sidewalk repairs through out the park system</u>						
<b>Project Description/Location:</b> Repair sidewalks within the City's parks								
<b>Justification:</b> Through out the city parks there are a number of sidewalks that are cracked or broken creating possible trip hazards and safety concerns. Replacing these would make for a safer walking environment.								
<b>CIP Status - SELECT from LIST</b> <span style="color:red">New Project OR Modify Existing</span>		<b>Project Type - SELECT from LIST</b> <span style="color:red">Renewal/Replacement OR Enhancement/New</span>						
New Project		Renewal/Replacement						
<b>Operating Budget Impact:</b>								
Insert Picture(s) or Map Here								
<b>Comments:</b>								
<b>Estimated Project Cost(s)</b>	<b>Prior Years</b>	<b>FY 2026</b>	<b>FY 2027</b>	<b>FY 2028</b>	<b>FY 2029</b>	<b>FY 2030</b>	<b>Future</b>	<b>Total Cost</b>
Planning, Design, & Engineering								\$ -
Land Acquisition								\$ -
Construction	100,000	100,000	100,000					\$ 300,000
Equipment								\$ -
Other								\$ -
<b>Total Project Cost</b>	<b>\$ 100,000</b>	<b>\$ 100,000</b>	<b>\$ 100,000</b>	<b>\$ -</b>	<b>\$ -</b>	<b>\$ -</b>	<b>\$ -</b>	<b>\$ 300,000</b>
<b>Project Funding</b>	<b>Prior Years</b>	<b>FY 2026</b>	<b>FY 2027</b>	<b>FY 2028</b>	<b>FY 2029</b>	<b>FY 2030</b>	<b>Future</b>	<b>Total Cost</b>
Park Maintenance Districts (PMD's)								\$ -
Parks & Recreation Assessments	100,000	100,000	100,000					\$ 300,000
								\$ -
								\$ -
								\$ -
								\$ -
<b>Total Project Funding</b>	<b>\$ 100,000</b>	<b>\$ 100,000</b>	<b>\$ 100,000</b>	<b>\$ -</b>	<b>\$ -</b>	<b>\$ -</b>	<b>\$ -</b>	<b>\$ 300,000</b>

<b>Department:</b> <u>PRPL</u>		<b>FY26 - FY30 CIP</b>						
<b>Project Category:</b> <u>Parks And Recreation</u>		<b>Project Title:</b> <u>South &amp; East shops building repairs</u>						
<b>Project Description/Location:</b> South shop is adjacent to the west of South Park pool facility. Roof repairs are needed to replace the failing cedar shakes. East shop is located at the corner of S. 28th and 6th Ave S. by South Park. Roof shingles and peeling stucco need repairs.								
<b>Justification:</b> The South and East shops are used for park maintenance operations. Personal and equipment work out of both shops year round. Buildings provide valuable indoor storage for large mowers, tractors, and other large equipment in the winter.								
<b>CIP Status - SELECT from LIST</b> <small>New Project OR Modify Existing</small> New Project		<b>Project Type - SELECT from LIST</b> <small>Renewal/Replacement OR Enhancement/New</small> Renewal/Replacement						
<b>Operating Budget Impact:</b>		Insert Picture(s) or Map Here						
<b>Comments:</b>								
<b>Estimated Project Cost(s)</b>	<b>Prior Years</b>	<b>FY 2026</b>	<b>FY 2027</b>	<b>FY 2028</b>	<b>FY 2029</b>	<b>FY 2030</b>	<b>Future</b>	<b>Total Cost</b>
Planning, Design, & Engineering								\$ -
Land Acquisition								\$ -
Construction		300,000						\$ 300,000
Equipment								\$ -
Other								\$ -
<b>Total Project Cost</b>	\$ -	\$ 300,000	\$ -	\$ -	\$ -	\$ -	\$ -	\$ 300,000
<b>Project Funding</b>	<b>Prior Years</b>	<b>FY 2026</b>	<b>FY 2027</b>	<b>FY 2028</b>	<b>FY 2029</b>	<b>FY 2030</b>	<b>Future</b>	<b>Total Cost</b>
Park Maintenance Districts (PMD's)								\$ -
Parks & Recreation Assessments		300,000						\$ 300,000
Park Acquisition/Development Fees								\$ -
								\$ -
								\$ -
								\$ -
<b>Total Project Funding</b>	\$ -	\$ 300,000	\$ -	\$ -	\$ -	\$ -	\$ -	\$ 300,000

**Department:** PRPL **FY26 - FY30 CIP**  
**Project Category:** Parks And Recreation **Project Title: South Park Pool Renovation**

**Project Description/Location:**  
 This project will fund the evaluation of the feasibility of renovating the existing pool complex at South Park as well as the renovations/construction. Phase 2 will be to do design and engineering work in FY2025, and construction begins in FY2026.

**Justification:**  
 General Funds were approved in FY25 CIP to begin design work. FY26 funds are from SBURA for the anticipated remaining design costs and then construction based on the evaluation done in FY 24.

**CIP Status - SELECT from LIST**  
New Project OR Modify Existing  
 Modify Existing

**Project Type - SELECT from LIST**  
Renewal/Replacement OR Enhancement/New  
 Renewal/Replacement



**Operating Budget Impact:**

**Comments:**

Estimated Project Cost(s)	Prior Years	FY 2026	FY 2027	FY 2028	FY 2029	FY 2030	Future	Total Cost
Planning, Design, & Engineering	400,000	400,000						\$ 800,000
Land Acquisition								\$ -
Construction		10,000,000						\$ 10,000,000
Equipment								\$ -
Other								\$ -
<b>Total Project Cost</b>	<b>\$ 400,000</b>	<b>\$ 10,400,000</b>	<b>\$ -</b>	<b>\$ -</b>	<b>\$ -</b>	<b>\$ -</b>	<b>\$ -</b>	<b>\$ 10,800,000</b>

Project Funding	Prior Years	FY 2026	FY 2027	FY 2028	FY 2029	FY 2030	Future	Total Cost
Park Maintenance Districts (PMD's)								\$ -
Parks & Recreation Assessments	400,000							\$ 400,000
Park Acquisition/Development Fees								\$ -
Private Contributions		10,400,000						\$ 10,400,000
								\$ -
								\$ -
<b>Total Project Funding</b>	<b>\$ 400,000</b>	<b>\$ 10,400,000</b>	<b>\$ -</b>	<b>\$ -</b>	<b>\$ -</b>	<b>\$ -</b>	<b>\$ -</b>	<b>\$ 10,800,000</b>

<b>Department:</b> <u>PRPL</u>		<b>FY26 - FY30 CIP</b>							
<b>Project Category:</b> <u>Parks And Recreation</u>		<b>Project Title:</b> <u>Stewart Park Playground Replacement</u>							
<b>Project Description/Location:</b> Replace the playground equipment at Stewart Park.									
<b>Justification:</b> The playground equipment at Stewart Park is nearing the end of its useful life and is currently scheduled for replacement in FY25. Stewart Park playground draws a large attendance of families who attend numerous sporting activities at the park. Replacement equipment is increasingly harder to find and purchase as equipment approaches its end of life cycle.									
<b>CIP Status - SELECT from LIST</b> <span style="color: red;">New Project OR Modify Existing</span>		<b>Project Type - SELECT from LIST</b> <span style="color: red;">Renewal/Replacement OR Enhancement/New</span>		Insert Picture(s) or Map Here					
New Project		Renewal/Replacement							
<b>Operating Budget Impact:</b> Lower maintenance costs that comes with new play equipment.									
<b>Comments:</b>									
<b>Estimated Project Cost(s)</b>		<b>Prior Years</b>	<b>FY 2026</b>	<b>FY 2027</b>	<b>FY 2028</b>	<b>FY 2029</b>	<b>FY 2030</b>	<b>Future</b>	<b>Total Cost</b>
Planning, Design, & Engineering									\$ -
Land Acquisition									\$ -
Construction			400,000						\$ 400,000
Equipment									\$ -
Other									\$ -
<b>Total Project Cost</b>		<b>\$ -</b>	<b>\$ 400,000</b>	<b>\$ -</b>	<b>\$ -</b>	<b>\$ -</b>	<b>\$ -</b>	<b>\$ -</b>	<b>\$ 400,000</b>
<b>Project Funding</b>		<b>Prior Years</b>	<b>FY 2026</b>	<b>FY 2027</b>	<b>FY 2028</b>	<b>FY 2029</b>	<b>FY 2030</b>	<b>Future</b>	<b>Total Cost</b>
Park Maintenance Districts (PMD's)									\$ -
Parks & Recreation Assessments			400,000						\$ 400,000
Park Acquisition/Development Fees									\$ -
									\$ -
									\$ -
									\$ -
<b>Total Project Funding</b>		<b>\$ -</b>	<b>\$ 400,000</b>	<b>\$ -</b>	<b>\$ -</b>	<b>\$ -</b>	<b>\$ -</b>	<b>\$ -</b>	<b>\$ 400,000</b>


<b>Department:</b> <u>PRPL</u>		<b>FY26 - FY30 CIP</b>						
<b>Project Category:</b> <u>Parks And Recreation</u>		<b>Project Title:</b> <u>Unita Park Playground Replacement</u>						
<b>Project Description/Location:</b> Replace the main playground equipment at Unita Park.								
<b>Justification:</b> The playground equipment at Unita Park is nearing the end of its useful life. Replacement equipment and parts availability is limited as play equipment approaches its end of life cycle.								
<b>CIP Status - SELECT from LIST</b> <u>New Project OR Modify Existing</u>		<b>Project Type - SELECT from LIST</b> <u>Renewal/Replacement OR Enhancement/New</u>		Insert Picture(s) or Map Here				
New Project		Renewal/Replacement						
<b>Operating Budget Impact:</b> Lower maintenance costs to maintain new play equipment.								
<b>Comments:</b>								
<b>Estimated Project Cost(s)</b>	<b>Prior Years</b>	<b>FY 2026</b>	<b>FY 2027</b>	<b>FY 2028</b>	<b>FY 2029</b>	<b>FY 2030</b>	<b>Future</b>	<b>Total Cost</b>
Planning, Design, & Engineering								\$ -
Land Acquisition								\$ -
Construction					100,000			\$ 100,000
Equipment								\$ -
Other								\$ -
<b>Total Project Cost</b>	<b>\$ -</b>	<b>\$ -</b>	<b>\$ -</b>	<b>\$ -</b>	<b>\$ 100,000</b>	<b>\$ -</b>	<b>\$ -</b>	<b>\$ 100,000</b>
<b>Project Funding</b>	<b>Prior Years</b>	<b>FY 2026</b>	<b>FY 2027</b>	<b>FY 2028</b>	<b>FY 2029</b>	<b>FY 2030</b>	<b>Future</b>	<b>Total Cost</b>
Park Maintenance Districts (PMD's)					100,000			\$ 100,000
Cash-in-Lieu								\$ -
Park Acquisition/Development Fees								\$ -
Parks & Recreation Assessments								\$ -
								\$ -
								\$ -
<b>Total Project Funding</b>	<b>\$ -</b>	<b>\$ -</b>	<b>\$ -</b>	<b>\$ -</b>	<b>\$ 100,000</b>	<b>\$ -</b>	<b>\$ -</b>	<b>\$ 100,000</b>

<b>Department:</b> <u>PRPL</u>		<b>FY26 - FY30 CIP</b>						
<b>Project Category:</b> <u>Parks And Recreation</u>		<b>Project Title:</b> <u>Various Trail Repairs</u>						
<b>Project Description/Location:</b> Repair defects in the existing City wide trail system within City parks.								
<b>Justification:</b> As the City wide trail system in parks continues to age, there is a need to perform maintenance operations and make repairs to maintain a safe trail surface.								
<b>CIP Status - SELECT from LIST</b>  <u>New Project OR Modify Existing</u>  New Project		<b>Project Type - SELECT from LIST</b>  <u>Renewal/Replacement OR Enhancement/New</u>  Renewal/Replacement		<b>Insert Picture(s) or Map Here</b>				
<b>Operating Budget Impact:</b>								
<b>Comments:</b>								
<b>Estimated Project Cost(s)</b>	<b>Prior Years</b>	<b>FY 2026</b>	<b>FY 2027</b>	<b>FY 2028</b>	<b>FY 2029</b>	<b>FY 2030</b>	<b>Future</b>	<b>Total Cost</b>
Planning, Design, & Engineering								\$ -
Land Acquisition								\$ -
Construction	100,000	100,000	100,000					\$ 300,000
Equipment								\$ -
Other								\$ -
<b>Total Project Cost</b>	<b>\$ 100,000</b>	<b>\$ 100,000</b>	<b>\$ 100,000</b>	<b>\$ -</b>	<b>\$ -</b>	<b>\$ -</b>	<b>\$ -</b>	<b>\$ 300,000</b>
<b>Project Funding</b>	<b>Prior Years</b>	<b>FY 2026</b>	<b>FY 2027</b>	<b>FY 2028</b>	<b>FY 2029</b>	<b>FY 2030</b>	<b>Future</b>	<b>Total Cost</b>
Park Maintenance Districts (PMD's)								\$ -
Parks & Recreation Assessments	100,000	100,000	100,000					\$ 300,000
Park Acquisition/Development Fees								\$ -
								\$ -
								\$ -
								\$ -
<b>Total Project Funding</b>	<b>\$ 100,000</b>	<b>\$ 100,000</b>	<b>\$ 100,000</b>	<b>\$ -</b>	<b>\$ -</b>	<b>\$ -</b>	<b>\$ -</b>	<b>\$ 300,000</b>

<b>Department:</b> <u>PRPL</u>		<b>FY26 - FY30 CIP</b>							
<b>Project Category:</b> <u>Parks And Recreation</u>		<b>Project Title:</b> <u>Veterans Park Playground Replacement</u>							
<b>Project Description/Location:</b> Replace the playground equipment at Veterans Park.									
<b>Justification:</b> The playground equipment at Veterans Park is nearing the end of its useful life and is currently scheduled for replacement in FY27. Veterans Park playground draws a large attendance of families who attend numerous events in the park along with neighborhood families. Replacement equipment is increasingly harder to find and purchase as equipment approaches its end of life cycle.									
<b>CIP Status - SELECT from LIST</b> <span style="color:red">New Project OR Modify Existing</span>		<b>Project Type - SELECT from LIST</b> <span style="color:red">Renewal/Replacement OR Enhancement/New</span>		Insert Picture(s) or Map Here					
New Project		Renewal/Replacement							
<b>Operating Budget Impact:</b> Lower maintenance costs to maintain new play equipment.									
<b>Comments:</b>									
<b>Estimated Project Cost(s)</b>									
	<b>Prior Years</b>	<b>FY 2026</b>	<b>FY 2027</b>	<b>FY 2028</b>	<b>FY 2029</b>	<b>FY 2030</b>	<b>Future</b>	<b>Total Cost</b>	
Planning, Design, & Engineering								\$	-
Land Acquisition								\$	-
Construction			400,000					\$	400,000
Equipment								\$	-
Other								\$	-
<b>Total Project Cost</b>	\$ -	\$ -	\$ 400,000	\$ -	\$ -	\$ -	\$ -	\$ -	\$ 400,000
<b>Project Funding</b>									
	<b>Prior Years</b>	<b>FY 2026</b>	<b>FY 2027</b>	<b>FY 2028</b>	<b>FY 2029</b>	<b>FY 2030</b>	<b>Future</b>	<b>Total Cost</b>	
Park Maintenance Districts (PMD's)								\$	-
Parks & Recreation Assessments			400,000					\$	400,000
Park Acquisition/Development Fees								\$	-
								\$	-
								\$	-
								\$	-
<b>Total Project Funding</b>	\$ -	\$ -	\$ 400,000	\$ -	\$ -	\$ -	\$ -	\$ -	\$ 400,000

<b>Department:</b> <u>PRPL</u>		<b>FY26 - FY30 CIP</b>						
<b>Project Category:</b> <u>Parks And Recreation</u>		<b>Project Title:</b> <u>Waldon Grove Park Playground Replacement</u>						
<b>Project Description/Location:</b> Replace the main playground equipment at Waldon Grove Park.								
<b>Justification:</b> The playground equipment at Waldon Grove Park is nearing the end of its useful life. Replacement equipment and parts availability is limited as play equipment approaches its end of life cycle.								
<b>CIP Status - SELECT from LIST</b> <u>New Project OR Modify Existing</u>		<b>Project Type - SELECT from LIST</b> <u>Renewal/Replacement OR Enhancement/New</u>		Insert Picture(s) or Map Here				
New Project		Renewal/Replacement						
<b>Operating Budget Impact:</b> Lower maintenance costs to maintain new play equipment.								
<b>Comments:</b>								
<b>Estimated Project Cost(s)</b>	<b>Prior Years</b>	<b>FY 2026</b>	<b>FY 2027</b>	<b>FY 2028</b>	<b>FY 2029</b>	<b>FY 2030</b>	<b>Future</b>	<b>Total Cost</b>
Planning, Design, & Engineering								\$ -
Land Acquisition								\$ -
Construction					100,000			\$ 100,000
Equipment								\$ -
Other								\$ -
<b>Total Project Cost</b>	<b>\$ -</b>	<b>\$ -</b>	<b>\$ -</b>	<b>\$ -</b>	<b>\$ 100,000</b>	<b>\$ -</b>	<b>\$ -</b>	<b>\$ 100,000</b>
<b>Project Funding</b>	<b>Prior Years</b>	<b>FY 2026</b>	<b>FY 2027</b>	<b>FY 2028</b>	<b>FY 2029</b>	<b>FY 2030</b>	<b>Future</b>	<b>Total Cost</b>
Park Maintenance Districts (PMD's)					100,000			\$ 100,000
Park Acquisition/Development Fees								\$ -
Parks & Recreation Assessments								\$ -
								\$ -
								\$ -
								\$ -
<b>Total Project Funding</b>	<b>\$ -</b>	<b>\$ -</b>	<b>\$ -</b>	<b>\$ -</b>	<b>\$ 100,000</b>	<b>\$ -</b>	<b>\$ -</b>	<b>\$ 100,000</b>

<b>Department:</b> <u>PRPL</u>		<b>FY26 - FY30 CIP</b>							
<b>Project Category:</b> <u>Parks And Recreation</u>		<b>Project Title:</b> <u>Walsh Park Playground Replacement</u>							
<b>Project Description/Location:</b> Replace the playground equipment at Walsh Park.									
<b>Justification:</b> The playground equipment at Walsh Park is nearing the end of its useful life. Replacement equipment and repair parts are increasingly harder to find and purchase.									
<b>CIP Status - SELECT from LIST</b> <span style="color: red;">New Project OR Modify Existing</span>		<b>Project Type - SELECT from LIST</b> <span style="color: red;">Renewal/Replacement OR Enhancement/New</span>		Insert Picture(s) or Map Here					
New Project		Renewal/Replacement							
<b>Operating Budget Impact:</b> Lower maintenance cost with new equipment.									
<b>Comments:</b>									
<b>Estimated Project Cost(s)</b>		<b>Prior Years</b>	<b>FY 2026</b>	<b>FY 2027</b>	<b>FY 2028</b>	<b>FY 2029</b>	<b>FY 2030</b>	<b>Future</b>	<b>Total Cost</b>
Planning, Design, & Engineering									\$ -
Land Acquisition									\$ -
Construction							350,000		\$ 350,000
Equipment									\$ -
Other									\$ -
<b>Total Project Cost</b>		\$ -	\$ -	\$ -	\$ -	\$ -	\$ 350,000	\$ -	\$ 350,000
<b>Project Funding</b>		<b>Prior Years</b>	<b>FY 2026</b>	<b>FY 2027</b>	<b>FY 2028</b>	<b>FY 2029</b>	<b>FY 2030</b>	<b>Future</b>	<b>Total Cost</b>
Park Maintenance Districts (PMD's)									\$ -
Parks & Recreation Assessments							350,000		\$ 350,000
Park Acquisition/Development Fees									\$ -
									\$ -
									\$ -
									\$ -
<b>Total Project Funding</b>		\$ -	\$ -	\$ -	\$ -	\$ -	\$ 350,000	\$ -	\$ 350,000

<b>Department:</b> <u>PRPL</u>		<b>FY26 - FY30 CIP</b>							
<b>Project Category:</b> <u>Parks And Recreation</u>		<b>Project Title:</b> <u>Water Reservoir Site Improvements</u>							
<b>Project Description/Location:</b> This project is for site improvements and recreation opportunities at the new west end reservoir.									
<b>Justification:</b> There is an opportunity for the needed west end reservoir site to double as an amenity for Billings. The project includes end land use items (trails, docks, picnic areas, beach, etc.) to create a premier recreational amenity that residents and visitors can enjoy.  The \$6M that is unfunded is not able to be funded with water revenues. If funding is not obtained, this part of the project cannot be constructed.									
<b>CIP Status - SELECT from LIST</b> <u>New Project OR Modify Existing</u>  Modify Existing		<b>Project Type - SELECT from LIST</b> <u>Renewal/Replacement OR Enhancement/New</u>  Enhancement / New							
<b>Operating Budget Impact:</b> The operating budget impact will be determined during the design phase.									
<b>Comments:</b> Public Works utilizes a Multi-Objective Decision Analysis (MODA) approach to prioritization and CIP development. This project was not ranked because it does not utilize water funding.									
<b>Estimated Project Cost(s)</b>		<b>Prior Years</b>	<b>FY 2026</b>	<b>FY 2027</b>	<b>FY 2028</b>	<b>FY 2029</b>	<b>FY 2030</b>	<b>Future</b>	<b>Total Cost</b>
Planning, Design, & Engineering									\$ -
Land Acquisition									\$ -
Construction				6,000,000					\$ 6,000,000
Equipment									\$ -
Other									\$ -
<b>Total Project Cost</b>		<b>\$ -</b>	<b>\$ -</b>	<b>\$ 6,000,000</b>	<b>\$ -</b>	<b>\$ -</b>	<b>\$ -</b>	<b>\$ -</b>	<b>\$ 6,000,000</b>
<b>Project Funding</b>		<b>Prior Years</b>	<b>FY 2026</b>	<b>FY 2027</b>	<b>FY 2028</b>	<b>FY 2029</b>	<b>FY 2030</b>	<b>Future</b>	<b>Total Cost</b>
Park Maintenance Districts (PMD's)									\$ -
Cash-in-Lieu									\$ -
Federal/Local Discretionary Grant				6,000,000					\$ 6,000,000
									\$ -
									\$ -
									\$ -
<b>Total Project Funding</b>		<b>\$ -</b>	<b>\$ -</b>	<b>\$ 6,000,000</b>	<b>\$ -</b>	<b>\$ -</b>	<b>\$ -</b>	<b>\$ -</b>	<b>\$ 6,000,000</b>

**Department:** PRPL **FY26 - FY30 CIP**  
**Project Category:** Cemetery **Project Title: Mountview Cemetery Spreading Garden**

**Project Description/Location:**  
 Add spreading garden in Mountview Cemetery.


**Justification:**  
 Montana has the 5th highest cremation rate at 78.5% and expected to reach 88.6% by 2040 (National Funeral Directors Association, 2021). Rental of the Spreading Garden would include a name and dates inscription on the monument walls.

**CIP Status - SELECT from LIST**  
New Project OR Modify Existing  
 New Project

**Project Type - SELECT from LIST**  
Renewal/Replacement OR Enhancement/New  
 Enhancement / New

**Operating Budget Impact:**  
 After initial investment garden would be near passive income, requiring only admin and minimal maintenance.

**Comments:**  
 Spreading Garden would create additional revenue stream for cemetery. There would be a place for the community to place loved ones ashes for the life of the cemetery.



Estimated Project Cost(s)	Prior Years	FY 2026	FY 2027	FY 2028	FY 2029	FY 2030	Future	Total Cost
Planning, Design, & Engineering								\$ -
Land Acquisition								\$ -
Construction		125,000						\$ 125,000
Equipment								\$ -
Other								\$ -
<b>Total Project Cost</b>	<b>\$ -</b>	<b>\$ 125,000</b>	<b>\$ -</b>	<b>\$ -</b>	<b>\$ -</b>	<b>\$ -</b>	<b>\$ -</b>	<b>\$ 125,000</b>

Project Funding	Prior Years	FY 2026	FY 2027	FY 2028	FY 2029	FY 2030	Future	Total Cost
Park District 1 Assessments		125,000						\$ 125,000
Cemetery Perpetual Care Fees								\$ -
								\$ -
								\$ -
								\$ -
								\$ -
<b>Total Project Funding</b>	<b>\$ -</b>	<b>\$ 125,000</b>	<b>\$ -</b>	<b>\$ -</b>	<b>\$ -</b>	<b>\$ -</b>	<b>\$ -</b>	<b>\$ 125,000</b>

Department: **PRPL** FY26 - FY30 CIP  
 Project Category: **Cemetery** Project Title: **Mountview Cemetery Veteran Section Barrier**

**Project Description/Location:**  
 Construct a 400' long reenforced barrier along Central Ave and Mountview Cemetery's Veteran section in order to protect the Veteran Section from vehicles entering the cemetery

**Justification:**  
 In the last four years, two vehicles have veered off Central Avenue, and driven into Mountview Cemetery's Veteran section. These two incidents destroyed a total of 51 Veteran head stones.

<b>CIP Status - SELECT from LIST</b> <small>New Project OR Modify Existing</small>	<b>Project Type - SELECT from LIST</b> <small>Renewal/Replacement OR Enhancement/New</small>
New Project	Enhancement / New



**Operating Budget Impact:**  
 None



**Comments:**

Estimated Project Cost(s)	Prior Years	FY 2026	FY 2027	FY 2028	FY 2029	FY 2030	Future	Total Cost
Planning, Design, & Engineering		20,000						\$ 20,000
Land Acquisition								\$ -
Construction		130,000						\$ 130,000
Equipment								\$ -
Other								\$ -
<b>Total Project Cost</b>	\$ -	\$ 150,000	\$ -	\$ -	\$ -	\$ -	\$ -	\$ 150,000

Project Funding	Prior Years	FY 2026	FY 2027	FY 2028	FY 2029	FY 2030	Future	Total Cost
Park District 1 Assessments		150,000						\$ 150,000
Cemetery Perpetual Care Fees								\$ -
								\$ -
								\$ -
								\$ -
								\$ -
<b>Total Project Funding</b>	\$ -	\$ 150,000	\$ -	\$ -	\$ -	\$ -	\$ -	\$ 150,000



# Billings

PLANNING  
& COMMUNITY  
SERVICES



# FY 2026 - 2030 CAPITAL IMPROVEMENT PLAN SUMMARIES FUNDING BY DEPARTMENT AND PROJECT CATEGORY

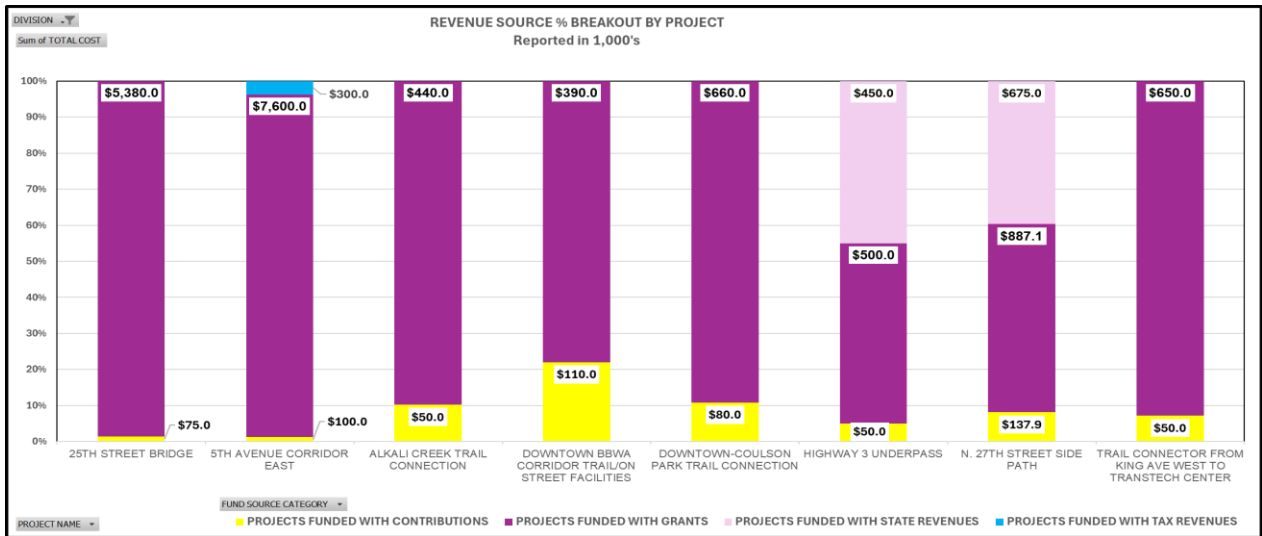
## PLANNING DEPARTMENT

### TRANSPORTATION PROJECTS

Project Name	FY 2026	FY 2027	FY 2028	FY 2029	FY 2030	Total
25th Street Bridge	-	-	5,455,000	-	-	5,455,000
5th Avenue Corridor East	-	-	8,000,000	-	-	8,000,000
Alkali Creek Trail Connection	-	490,000	-	-	-	490,000
Downtown BBWA Corridor Trail/On Street Facilities	-	-	500,000	-	-	500,000
Downtown-Coulson Park Trail Connection	-	740,000	-	-	-	740,000
Highway 3 Underpass	-	1,000,000	-	-	-	1,000,000
N. 27th Street Side Path	-	-	-	1,700,000	-	1,700,000
Trail Connector from King Ave West to TransTech Center	-	-	-	-	700,000	700,000
<b>Total Transportation Projects</b>	-	<b>2,230,000</b>	<b>13,955,000</b>	<b>1,700,000</b>	<b>700,000</b>	<b>18,585,000</b>

### PLANNING PROJECTS - REVENUE SOURCE DETAILS

### PLANNING - PERCENT (%) BREAKOUT BY REVENUE SOURCE CATEGORY

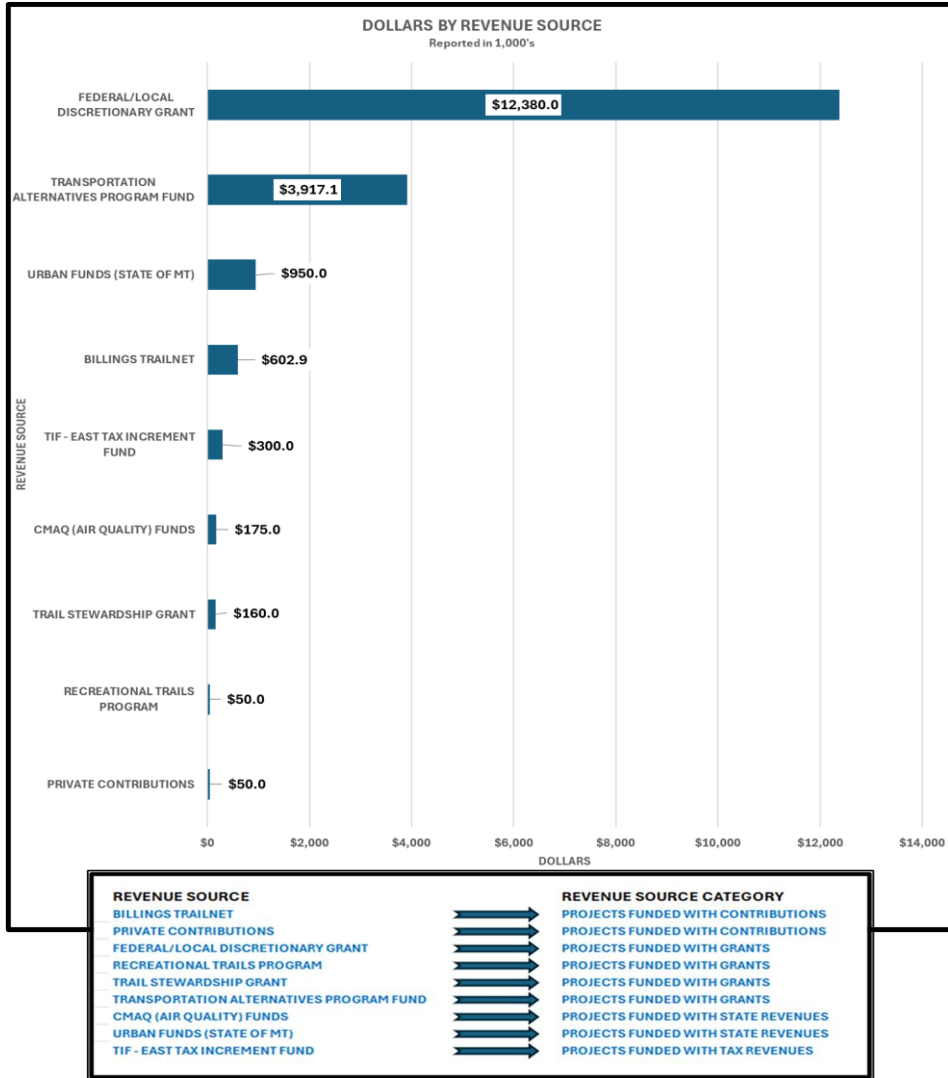


**FUND SOURCE CATEGORY LEGEND**

- PROJECTS FUNDED WITH GRANTS
- PROJECTS FUNDED WITH USER FEES AND CHARGES
- PROJECTS FUNDED WITH TAX REVENUES
- PROJECTS FUNDED WITH CHARGES TO CITY DEPARTMENTS
- PROJECTS FUNDED WITH DEBT
- PROJECTS FUNDED WITH SPECIAL ASSESSMENTS \*\*
- PROJECTS FUNDED WITH CONTRIBUTIONS
- PROJECTS FUNDED WITH STATE REVENUES

\*\* PARK & RECREATION SPECIAL REVENUE ASSESSMENTS FLOW THROUGH THE GENERAL FUND

**PLANNING TOTAL DOLLARS BY REVENUE SOURCE**



<b>PLANNING DEPARTMENT TOTAL</b>	-	2,230,000	13,955,000	1,700,000	700,000	18,585,000
----------------------------------	---	-----------	------------	-----------	---------	------------

Department: **Planning** FY26 - FY30 CIP

Project Category: **(P) Transportation** Project Title: **25th Street Bridge**

**Project Description/Location:**

Build a Bike Pedestrian Bridge over the Railroad Tracks at 25th Street between Montana and Minnesota Avenues. The bridge will connect to the bike lane to the south of the railroad tracks and will provide a safe bike and pedestrian alternative to the at-grade crossing of the railroad at 27th as well as provide an emergency connection between the north and south sides of the tracks for police bike patrol or foot patrol in the event of a train blocking the tracks.

**Justification:**

<b>CIP Status - SELECT from LIST</b> <u>New Project OR Modify Existing</u>	<b>Project Type - SELECT from LIST</b> <u>Renewal/Replacement OR Enhancement/New</u>
New Project	Enhancement / New



**Operating Budget Impact:**  
These types of multi-modal trail projects will require annual maintenance of the facility, this could include sweeping, snow removal, weeding/mowing and trail repair as needed. All proposed projects will be developed with the appropriate agency (PRPL/Downtown Billings Alliance) for construction and potential maintenance impacts.

**Comments:**  
This project is not programmed with currently available funds and is dependent on future funding for completion. The identified future funding sources are available but some are tied to competitive grant programs the City will actively pursue. It is necessary to keep these projects in the CIP so when grants are applied for, or awarded, the City shows formal commitment to the project.

Estimated Project Cost(s)	Prior Years	FY 2026	FY 2027	FY 2028	FY 2029	FY 2030	Future	Total Cost
Planning, Design, & Engineering				2,285,000				\$ 2,285,000
Land Acquisition								\$ -
Construction				3,170,000				\$ 3,170,000
Equipment								\$ -
Other								\$ -
<b>Total Project Cost</b>	\$ -	\$ -	\$ -	\$ 5,455,000	\$ -	\$ -	\$ -	\$ 5,455,000

Project Funding	Prior Years	FY 2026	FY 2027	FY 2028	FY 2029	FY 2030	Future	Total Cost
Transportation Alternatives Program Fund								\$ -
Billings Trailnet				75,000				\$ 75,000
Federal/Local Discretionary Grant				5,380,000				\$ 5,380,000
								\$ -
								\$ -
								\$ -
								\$ -
<b>Total Project Funding</b>	\$ -	\$ -	\$ -	\$ 5,455,000	\$ -	\$ -	\$ -	\$ 5,455,000

Department: **Planning** FY26 - FY30 CIP

Project Category: **(P) Transportation** Project Title: **5th Avenue Corridor East**

**Project Description/Location:**

This project would complete the 80% design of the entire corridor and allow a grant application to be developed for construction. If Federal funding was obtained the project could be constructed as one project. If not, there would be enough information to complete the project in several phases. This project would include a public participation/property owner process to identify treatments and options for the corridor from North 32nd Street on the west to Main Street on the east. From the input of the public participation process, develop a design/engineering package and associated costs to complete the project. This could include physical alterations and additions for street crossings, private property easements, and construction of pedestrian walkways

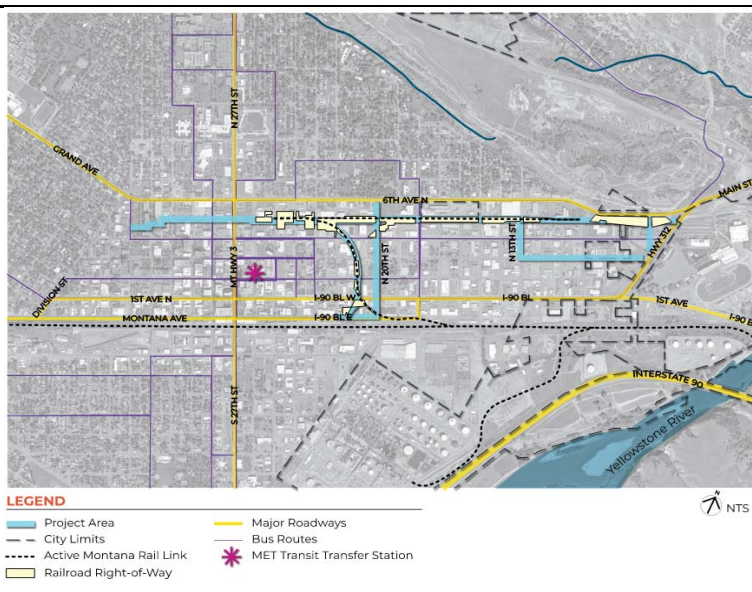
**Justification:**

CIP Status - SELECT from LIST  
New Project OR Modify Existing  
 New Project

Project Type - SELECT from LIST  
Renewal/Replacement OR Enhancement/New

**Operating Budget Impact:**  
 These types of multi-modal trail projects will require annual maintenance of the facility, this could include sweeping, snow removal, weeding/mowing and trail repair as needed. All proposed projects will be developed with the appropriate agency (PRPL/Downtown Billings Alliance) for construction and potential maintenance impacts.

**Comments:**  
 This project would be eligible for Federal funding through a variety of grants including the RAISE (Rebuilding American Infrastructure with Sustainability and Equity) Grant, a discretionary grant. Local funds could include Transportation Alternatives and Tax Increment Financing. Once 80% design project is complete, staff can explore funding sources and how the best way to package varying sources could work.



Estimated Project Cost(s)	Prior Years	FY 2026	FY 2027	FY 2028	FY 2029	FY 2030	Future	Total Cost
Planning, Design, & Engineering	205,000			1,000,000				\$ 1,205,000
Land Acquisition								\$ -
Construction				7,000,000				\$ 7,000,000
Equipment								\$ -
Other								\$ -
<b>Total Project Cost</b>	<b>\$ 205,000</b>	<b>\$ -</b>	<b>\$ -</b>	<b>\$ 8,000,000</b>	<b>\$ -</b>	<b>\$ -</b>	<b>\$ -</b>	<b>\$ 8,205,000</b>
Project Funding	Prior Years	FY 2026	FY 2027	FY 2028	FY 2029	FY 2030	Future	Total Cost
Transportation Alternatives Program Fund				600,000				\$ 600,000
Billings Trailnet				100,000				\$ 100,000
TIF - East Tax Increment Fund	205,000			300,000				\$ 505,000
Federal/Local Discretionary Grant				7,000,000				\$ 7,000,000
								\$ -
								\$ -
								\$ -
<b>Total Project Funding</b>	<b>\$ 205,000</b>	<b>\$ -</b>	<b>\$ -</b>	<b>\$ 8,000,000</b>	<b>\$ -</b>	<b>\$ -</b>	<b>\$ -</b>	<b>\$ 8,205,000</b>

Department: Planning FY26 - FY30 CIP

Project Category: (P) Transportation Project Title: Alkali Creek Trail Connection

**Project Description/Location:**

This project would extend the trail from Swords Park at Main Street tunnel along Alkali Creek to the Aronson Connection Trail just east of Aronson Bridge

**Justification:**

<p><b>CIP Status - SELECT from LIST</b> <u>New Project OR Modify Existing</u></p> <p>Modify Existing</p>	<p><b>Project Type - SELECT from LIST</b> <u>Renewal/Replacement OR Enhancement/New</u></p> <p>Enhancement / New</p>	
--	--	---

**Operating Budget Impact:**  
 These types of multi-modal trail projects will require annual maintenance of the facility, this could include sweeping, snow removal, weeding/mowing and trail repair as needed. All proposed projects will be developed with PRPL for construction and potential maintenance impacts.

**Comments:**  
 This project is not programmed with currently available funds and is dependent on future funding for completion. The identified future funding sources are available but some are tied to competitive grant programs the City will actively pursue. It is necessary to keep these projects in the CIP so when grants are applied for, or awarded, the City shows formal commitment to the project. All proposed projects will be developed with PRPL for construction and potential maintenance impacts. Potential need for matching funds associated with grant funding.

Estimated Project Cost(s)	Prior Years	FY 2026	FY 2027	FY 2028	FY 2029	FY 2030	Future	Total Cost
Planning, Design, & Engineering			88,000					\$ 88,000
Land Acquisition								\$ -
Construction			402,000					\$ 402,000
Equipment								\$ -
Other								\$ -
Total Project Cost	\$ -	\$ -	\$ 490,000	\$ -	\$ -	\$ -	\$ -	\$ 490,000

Project Funding	Prior Years	FY 2026	FY 2027	FY 2028	FY 2029	FY 2030	Future	Total Cost
Transportation Alternatives Program Fund			390,000					\$ 390,000
Billings Trailnet			50,000					\$ 50,000
Trail Stewardship Grant			50,000					\$ 50,000
								\$ -
								\$ -
								\$ -
								\$ -
Total Project Funding	\$ -	\$ -	\$ 490,000	\$ -	\$ -	\$ -	\$ -	\$ 490,000

Department: **Planning** FY26 - FY30 CIP

Project Category: **(P) Transportation** Project Title: **Downtown BBWA Corridor Trail/On Street Facilities**


**Project Description/Location:**

This project is for the completion of sidewalk/pathway through MSU-B Campus to connect campus and pedestrian improvements at Virginia Lane/Poly Drive intersection. The 2015 project did not provide a pedestrian crossing at Virginia/Poly on the east side. Reassessment is needed for this project to function as needed. Expected further analysis of the condition and operation of the BBWA Canal may be needed in conjunction with this project.

**Justification:**

*(This section is currently blank in the provided image)*

<b>CIP Status - SELECT from LIST</b> <u>New Project OR Modify Existing</u>	<b>Project Type - SELECT from LIST</b> <u>Renewal/Replacement OR Enhancement/New</u>
Modify Existing	Enhancement / New



**Operating Budget Impact:**

These types of multi-modal trail projects will require annual maintenance of the facility, this could include sweeping, snow removal, weeding/mowing and trail repair as needed. Coordination with MSU-B will be needed.

**Comments:**

This project is not programmed with currently available funds and is dependent on future funding for completion. The identified future funding sources are available but some are tied to competitive grant programs the City will actively pursue. It is necessary to keep these projects in the CIP so when grants are applied for, or awarded, the City shows formal commitment to the project. Project relies on private donations.

Estimated Project Cost(s)	Prior Years	FY 2026	FY 2027	FY 2028	FY 2029	FY 2030	Future	Total Cost
Planning, Design, & Engineering				30,000				\$ 30,000
Land Acquisition								\$ -
Construction				470,000				\$ 470,000
Equipment								\$ -
Other								\$ -
<b>Total Project Cost</b>	\$ -	\$ -	\$ -	\$ 500,000	\$ -	\$ -	\$ -	\$ 500,000

Project Funding	Prior Years	FY 2026	FY 2027	FY 2028	FY 2029	FY 2030	Future	Total Cost
Transportation Alternatives Program Fund				390,000				\$ 390,000
General Fund								\$ -
Billings Trailnet				60,000				\$ 60,000
Private Contributions				50,000				\$ 50,000
								\$ -
								\$ -
								\$ -
<b>Total Project Funding</b>	\$ -	\$ -	\$ -	\$ 500,000	\$ -	\$ -	\$ -	\$ 500,000

Department: Planning FY26 - FY30 CIP

Project Category: (P) Transportation Project Title: Downtown-Coulson Park Trail Connection

**Project Description/Location:**

This project extends the trail from South 25th Street to 8th Ave South to South 26th Street to Lillian Avenue, under I-90 at RR, and into Coulson Park Trail. Recent changes in ownership of property in this area and redevelopment activity and plans for development is expected to support future trail construction and access for this project.

**Justification:**

<b>CIP Status - SELECT from LIST</b> <u>New Project OR Modify Existing</u>	<b>Project Type - SELECT from LIST</b> <u>Renewal/Replacement OR Enhancement/New</u>
Modify Existing	Enhancement / New



**Operating Budget Impact:**  
These types of multi-modal trail projects will require annual maintenance of the facility, this could include sweeping, snow removal, weeding/mowing and trail repair as needed.

**Comments:**

This project is not programmed with currently available funds and is dependent on future funding for completion. The identified future funding sources are available but some are tied to competitive grant programs the City will actively pursue. MDT reconstructed this overpass which should help in facilitating the trail access as well as improve safety. Staff has met with property owners on the South side of the underpass and they are in favor of the trail. It is necessary to keep these projects in the CIP so when grants are applied for, or awarded, the City shows formal commitment to the project. Potential need for matching funds associated with grant funding.

Estimated Project Cost(s)	Prior Years	FY 2026	FY 2027	FY 2028	FY 2029	FY 2030	Future	Total Cost
Planning, Design, & Engineering			65,000					\$ 65,000
Land Acquisition								\$ -
Construction			675,000					\$ 675,000
Equipment								\$ -
Other								\$ -
<b>Total Project Cost</b>	\$ -	\$ -	\$ 740,000	\$ -	\$ -	\$ -	\$ -	\$ 740,000

Project Funding	Prior Years	FY 2026	FY 2027	FY 2028	FY 2029	FY 2030	Future	Total Cost
Transportation Alternatives Program Fund			600,000					\$ 600,000
Billings Trailnet			80,000					\$ 80,000
Trail Stewardship Grant			60,000					\$ 60,000
								\$ -
								\$ -
								\$ -
								\$ -
<b>Total Project Funding</b>	\$ -	\$ -	\$ 740,000	\$ -	\$ -	\$ -	\$ -	\$ 740,000

Department: **Planning** FY26 - FY30 CIP

Project Category: **(P) Transportation** Project Title: **Highway 3 Underpass**

**Project Description/Location:**

This project would develop an underpass beneath Highway 3 that would connect the newly constructed Skyline Trail to the new bike/pedestrian multi-use path along Skyway Drive. Review and engineering of the site will help determine whether the underpass will run on the east or west side of Zimmerman Trail. The Montana Department of Transportation is undertaking a Highway 3 Corridor Study of this area and the MPO is requesting to be included in this study. If feasible, the MPO will ask for the additional review of this location for the underpass and potential state funding sources that could assist the MPO/City in the project development.

**Justification:**

CIP Status - SELECT from LIST  
New Project OR Modify Existing  
 New Project

Project Type - SELECT from LIST  
Renewal/Replacement OR Enhancement/New  
 Enhancement / New



**Operating Budget Impact:**  
 These types of multi-modal trail projects will require annual maintenance of the facility, this could include sweeping, snow removal, weeding/mowing and trail repair as needed. All proposed projects will be developed with PRPL for construction and potential maintenance impacts.

**Comments:**  
 This project has become a community priority with the completion of the Inner Belt Loop multi-use path and Skyline Trail. Potential need for matching funds associated with grant and Billings Trailnet funding. A potential funding source in addition to Transportation Alternatives could be MDT Safety funds. This can be explored more during MDT's Highway 3 Corridor Study.

Estimated Project Cost(s)	Prior Years	FY 2026	FY 2027	FY 2028	FY 2029	FY 2030	Future	Total Cost
Planning, Design, & Engineering			250,000					\$ 250,000
Land Acquisition								\$ -
Construction			750,000					\$ 750,000
Equipment								\$ -
Other								\$ -
<b>Total Project Cost</b>	\$ -	\$ -	\$ 1,000,000	\$ -	\$ -	\$ -	\$ -	\$ 1,000,000

Project Funding	Prior Years	FY 2026	FY 2027	FY 2028	FY 2029	FY 2030	Future	Total Cost
Transportation Alternatives Program Fund			500,000					\$ 500,000
Urban Funds (State of MT)			450,000					\$ 450,000
Billings Trailnet			50,000					\$ 50,000
								\$ -
								\$ -
								\$ -
								\$ -
<b>Total Project Funding</b>	\$ -	\$ -	\$ 1,000,000	\$ -	\$ -	\$ -	\$ -	\$ 1,000,000

Department: Planning FY26 - FY30 CIP

Project Category: (P) Transportation Project Title: N. 27th Street Side Path

**Project Description/Location:**

Build a Bike Pedestrian Path along N. 27th Street connecting 27th Street below the Rims/Rimrock Road and Skyline Trail/Swords Park.

**Justification:**

<b>CIP Status - SELECT from LIST</b> <u>New Project OR Modify Existing</u>	<b>Project Type - SELECT from LIST</b> <u>Renewal/Replacement OR Enhancement/New</u>
New Project	Enhancement / New

**Operating Budget Impact:**  
These types of multi-modal trail projects will require annual maintenance of the facility, this could include sweeping, snow removal, weeding/mowing and trail repair as needed. All proposed projects will be developed with PRPL for construction and potential maintenance impacts.



**Comments:**  
This project is not programmed with currently available funds and is dependent on future funding for completion. The identified future funding sources are available but some are tied to competitive grant programs the City will actively pursue. It is necessary to keep these projects in the CIP so when grants are applied for, or awarded, the City shows formal commitment to the project. Other potential funding sources include federal aid through a Build Grant, TA Program and CMAQ. Planning staff is researching options for applying for funding. Potential need for matching funds associated with grant and certain sources of State and Federal funding.

Estimated Project Cost(s)	Prior Years	FY 2026	FY 2027	FY 2028	FY 2029	FY 2030	Future	Total Cost
Planning, Design, & Engineering					200,000			\$ 200,000
Land Acquisition								\$ -
Construction					1,500,000			\$ 1,500,000
Equipment								\$ -
Other								\$ -
<b>Total Project Cost</b>	\$ -	\$ -	\$ -	\$ -	\$ 1,700,000	\$ -	\$ -	\$ 1,700,000

Project Funding	Prior Years	FY 2026	FY 2027	FY 2028	FY 2029	FY 2030	Future	Total Cost
Transportation Alternatives Program Fund					837,100			\$ 837,100
Urban Funds (State of MT)					500,000			\$ 500,000
Billings Trailnet					137,900			\$ 137,900
CMAQ (Air Quality) Funds					175,000			\$ 175,000
Trail Stewardship Grant					50,000			\$ 50,000
								\$ -
								\$ -
<b>Total Project Funding</b>	\$ -	\$ -	\$ -	\$ -	\$ 1,700,000	\$ -	\$ -	\$ 1,700,000

Department: **Planning** FY26 - FY30 CIP

Project Category: **(P) Transportation** Project Title: **Trail Connector from King Ave West to TransTech Center**

**Project Description/Location:**  
 Complete trail connection to TransTech Center Trail at 32nd Street West from current trail terminus near East/West Bannister Drain corridor along BBWA Canal. Expected further analysis of the condition and operation of the BBWA Canal may be needed in conjunction with this project.

**Justification:**  
 Implementation of Bike and Trailways Master Plan.

CIP Status - SELECT from LIST  
New Project OR Modify Existing

Project Type - SELECT from LIST  
Renewal/Replacement OR Enhancement/New  
 Enhancement / New



**Operating Budget Impact:**  
 These types of multi-modal trail projects will require annual maintenance of the facility, this could include sweeping, snow removal, weeding/mowing and trail repair as needed. All proposed projects will be developed with PRPL for construction and potential maintenance impacts.

**Comments:**  
 This project is not programmed with currently available funds and is dependent on future funding for completion. The identified future funding sources are available but some are tied to competitive grant programs the City will actively pursue. It is necessary to keep these projects in the CIP so when grants are applied for, or awarded, the City shows formal commitment to the project.

Estimated Project Cost(s)	Prior Years	FY 2026	FY 2027	FY 2028	FY 2029	FY 2030	Future	Total Cost
Planning, Design, & Engineering						100,000		\$ 100,000
Land Acquisition								\$ -
Construction						600,000		\$ 600,000
Equipment								\$ -
Other								\$ -
<b>Total Project Cost</b>	\$ -	\$ -	\$ -	\$ -	\$ -	\$ 700,000	\$ -	\$ 700,000

Project Funding	Prior Years	FY 2026	FY 2027	FY 2028	FY 2029	FY 2030	Future	Total Cost
Transportation Alternatives Program Fund						600,000		\$ 600,000
Billings Trailnet						50,000		\$ 50,000
Recreational Trails Program						50,000		\$ 50,000
								\$ -
								\$ -
								\$ -
								\$ -
<b>Total Project Funding</b>	\$ -	\$ -	\$ -	\$ -	\$ -	\$ 700,000	\$ -	\$ 700,000



# Billings

PUBLIC  
WORKS



# FY 2026 - 2030 CAPITAL IMPROVEMENT PLAN SUMMARIES FUNDING BY DEPARTMENT AND PROJECT CATEGORY

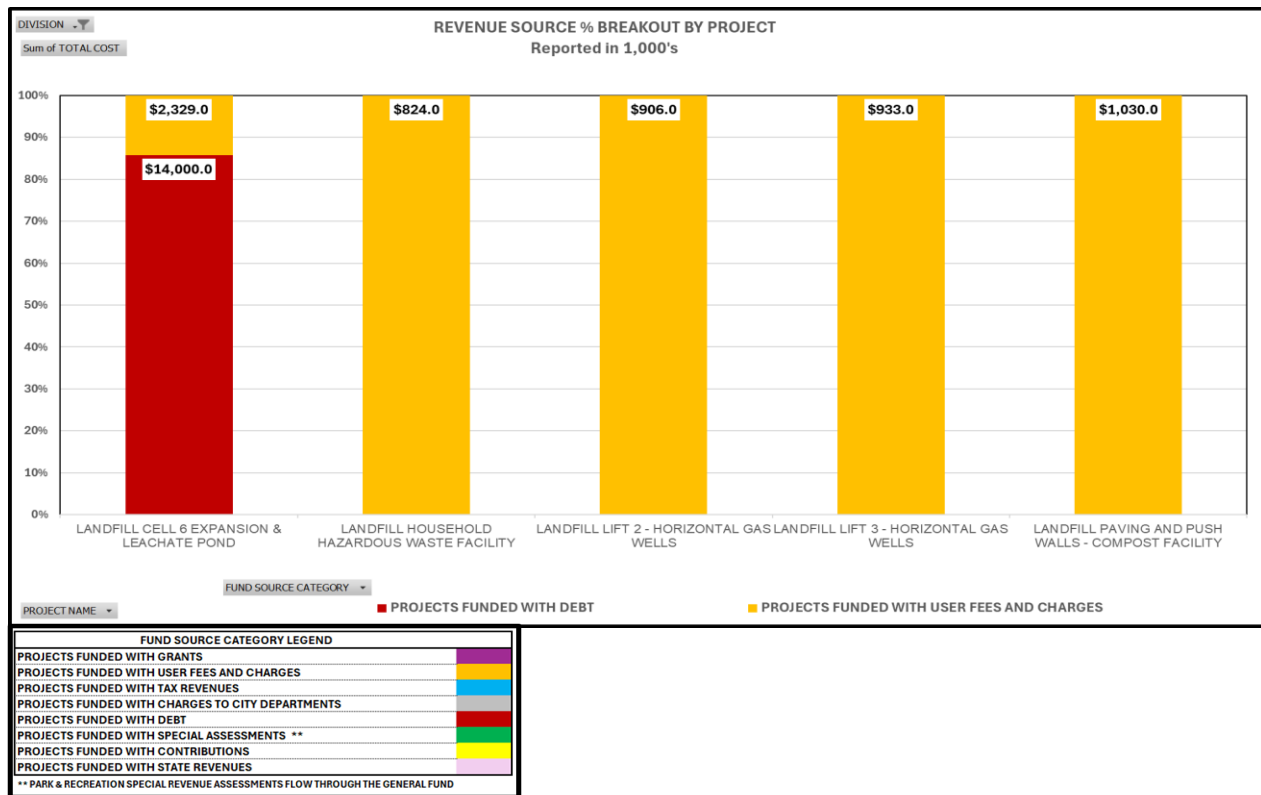
## PUBLIC WORKS DEPARTMENT

### SOLID WASTE PROJECTS

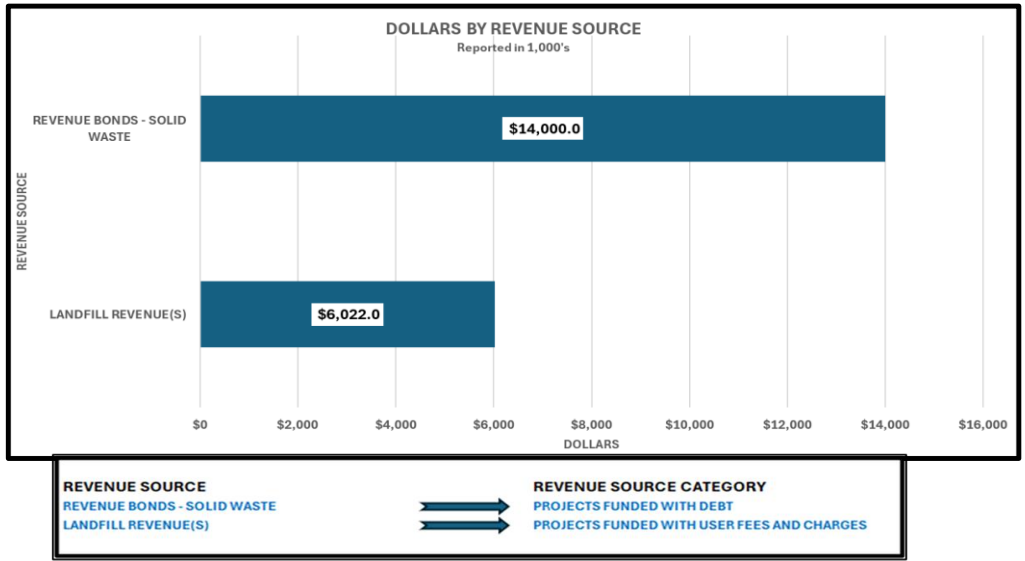
Project Name	FY 2026	FY 2027	FY 2028	FY 2029	FY 2030	Total
Landfill Cell 6 Expansion & Leachate Pond	-	2,388,000	13,941,000	-	-	16,329,000
Landfill Household Hazardous Waste Facility	824,000	-	-	-	-	824,000
Landfill Lift 2 - Horizontal Gas Wells	906,000	-	-	-	-	906,000
Landfill Lift 3 - Horizontal Gas Wells	-	933,000	-	-	-	933,000
Landfill Paving and Push Walls - Compost Facility	1,030,000	-	-	-	-	1,030,000
Total Solid Waste Projects	2,760,000	3,321,000	13,941,000	-	-	20,022,000

### SOLID WASTE PROJECTS - REVENUE SOURCE DETAILS

#### SOLID WASTE - PERCENT (%) BREAKOUT BY REVENUE SOURCE CATEGORY



**SOLID WASTE TOTAL DOLLARS BY REVENUE SOURCE**



## STORM PROJECTS

Project Name	FY 2026	FY 2027	FY 2028	FY 2029	FY 2030	Total
48th Str Storm Drain Into Snow Ditch	-	-	-	-	270,000	270,000
Annual Boulder Pit Upgrades & Replacements	-	444,000	458,000	472,000	486,000	1,860,000
Annual Detention Pond Upgrades	-	297,000	306,000	315,000	324,000	1,242,000
Annual Local Area Capital Improvements	175,000	180,000	185,000	191,000	197,000	928,000
Annual Storm Sewer Rehabilitation Program	-	-	700,000	950,000	1,296,000	2,946,000
Annual Water Quality Improvements	250,000	300,000	360,000	430,000	579,000	1,919,000
Annual Yellowstone River Flood Protection	110,000	113,000	117,000	120,000	124,000	584,000
Broadwater Avenue & Shiloh Storm Drain Improvements	400,000	3,500,000	-	-	-	3,900,000
East Lane Elysian Road to Detention Pond	-	-	-	-	400,000	400,000
Expo & 1st Avenue North Storm Drain Contribution	-	-	1,400,000	-	-	1,400,000
Grand Ave Crossing & Arnold Drain Regional Detention	3,200,000	-	-	-	-	3,200,000
Hougan's Slough Improvements	-	-	-	130,000	1,150,000	1,280,000
Snow Ditch Improvements	-	-	-	-	200,000	200,000
West End Regional Detention Facility	1,763,000	-	-	-	-	1,763,000
Yellowstone River Outfall Improvements	-	500,000	4,500,000	-	-	5,000,000
<b>Total Storm Projects</b>	<b>5,898,000</b>	<b>5,334,000</b>	<b>8,026,000</b>	<b>2,608,000</b>	<b>5,026,000</b>	<b>26,892,000</b>

## STORM PROJECTS - REVENUE SOURCE DETAILS

### STORM - PERCENT (%) BREAKOUT BY REVENUE SOURCE CATEGORY

CHART 1 OF 2

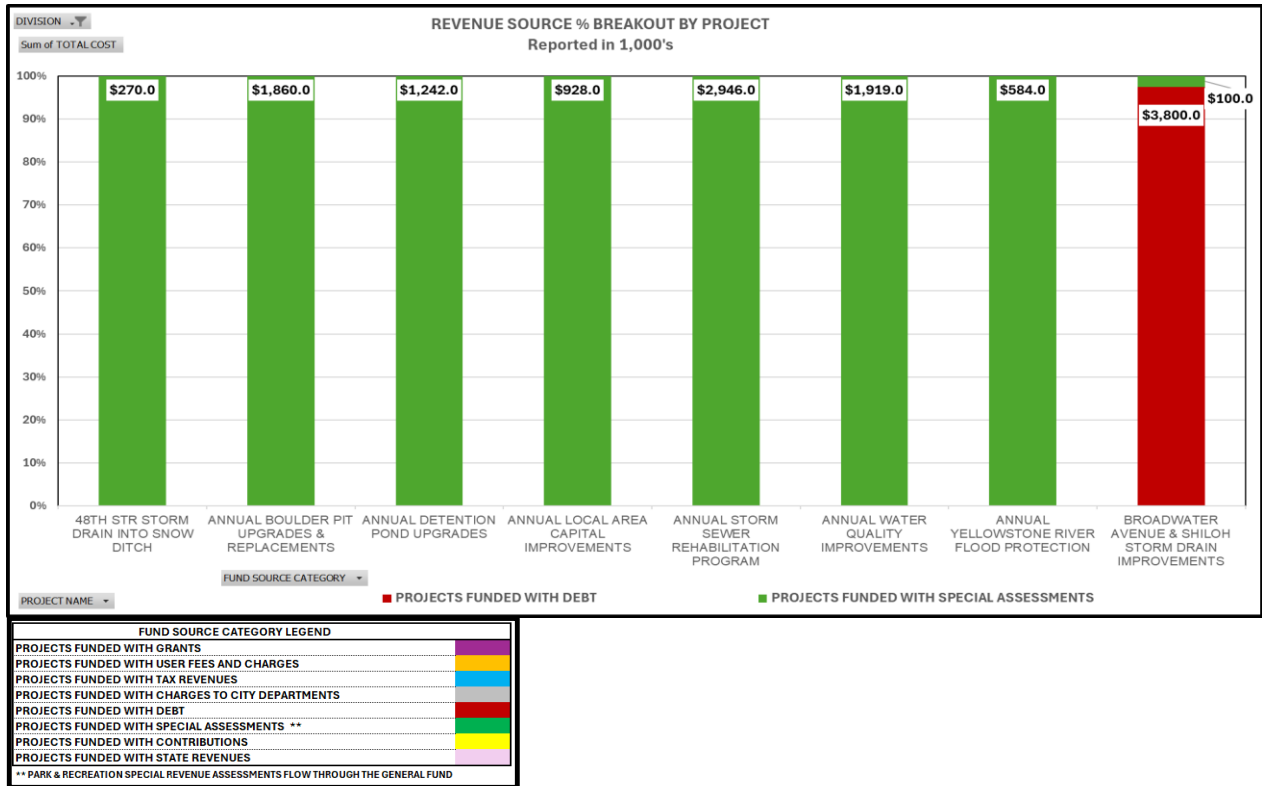
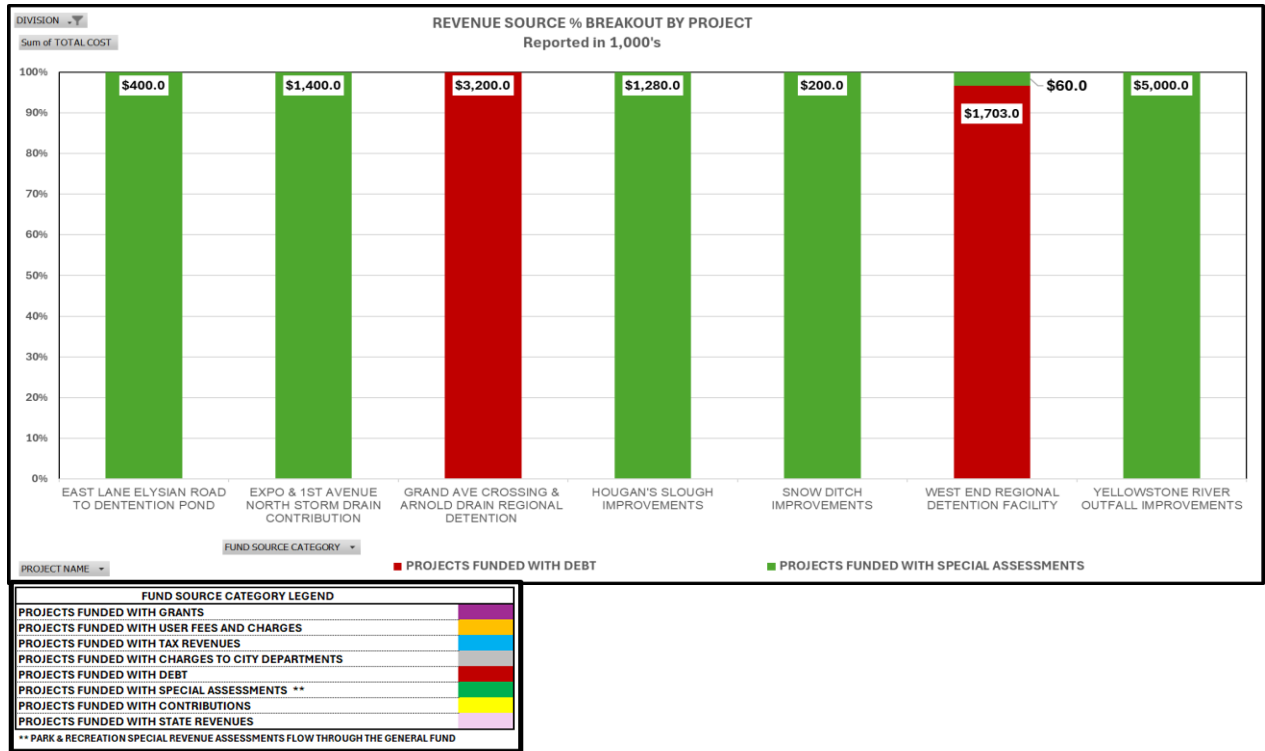
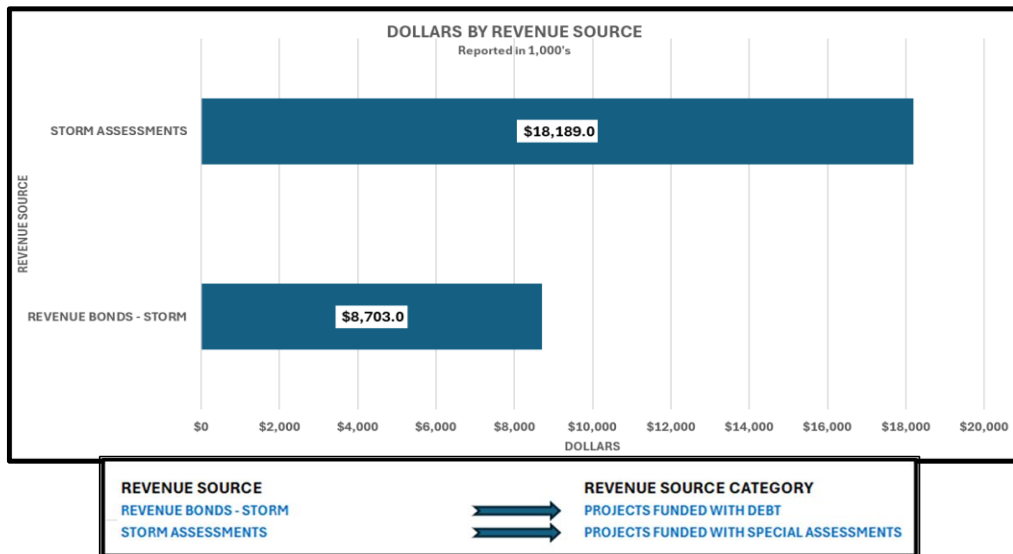


CHART 2 OF 2



**STORM TOTAL DOLLARS BY REVENUE SOURCE**



## TRANSPORTATION PROJECTS

Project Name	FY 2026	FY 2027	FY 2028	FY 2029	FY 2030	Total
21st Street - Underpass Improvements	-	-	5,000,000	-	-	5,000,000
54th Street West - Grand to Rimrock	-	-	900,000	7,700,000	-	8,600,000
Annual ADA Replacement	260,000	260,000	260,000	260,000	260,000	1,300,000
Annual Gravel Street Reconstruction	1,350,000	1,375,000	1,400,000	1,428,000	1,456,000	7,009,000
Annual Intersection Improvements	572,000	589,000	460,000	625,000	643,000	2,889,000
Annual Misc. Curb, Gutter, and Sidewalk Program	1,030,000	1,050,000	1,100,000	1,135,000	1,170,000	5,485,000
Annual PAVER Program	4,300,000	4,700,000	5,200,000	5,700,000	6,300,000	26,200,000
Annual Pedestrian Crossings	110,000	115,000	120,000	125,000	129,000	599,000
Annual SIDs	1,050,000	1,050,000	1,050,000	1,050,000	1,050,000	5,250,000
Annual SRTS (Non-sidewalk)	700,000	700,000	700,000	700,000	700,000	3,500,000
Annual Street Reconstruction	2,680,000	2,760,000	2,842,000	2,927,000	3,015,000	14,224,000
Annual Traffic Calming	150,000	200,000	250,000	250,000	250,000	1,100,000
Annual Travel Corridor Coordination	56,000	58,000	61,000	63,000	65,000	303,000
Daniels Street - King Ave to Industrial Ave	-	-	-	700,000	6,600,000	7,300,000
Elysian Road - South Frontage Road to Annafeld Roundabout	-	-	-	-	700,000	700,000
Grand Avenue - 43rd Street West to 62nd Street West	600,000	24,500,000	-	-	-	25,100,000
Monad Road -Daniels Street To Moore Lane	660,000	5,310,000	-	-	-	5,970,000
Rimrock Road Improvements - 54th to 62nd	10,035,000	-	-	-	-	10,035,000
Rimrock Road Improvements - Clearview Drive to 54th Street	475,000	4,403,000	-	-	-	4,878,000
Transportation Community Change Grant	800,000	6,900,000	-	-	-	7,700,000
Wicks Lane - Hawthorne Lane to Bitterroot Road	-	380,000	3,220,000	-	-	3,600,000
Total Transportation Projects	24,828,000	54,350,000	22,563,000	22,663,000	22,338,000	146,742,000

## TRANSPORTATION PROJECTS - REVENUE SOURCE DETAILS

### TRANSPORTATION - PERCENT (%) BREAKOUT BY REVENUE SOURCE CATEGORY

CHART 1 OF 3

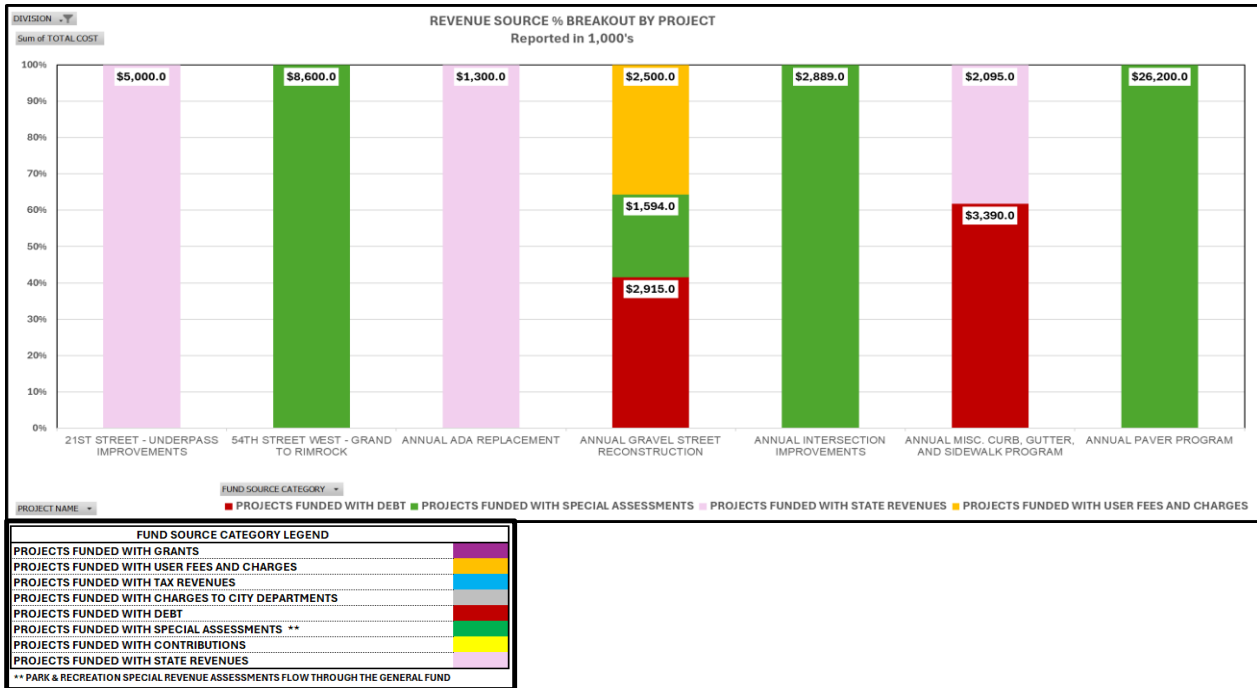


CHART 2 OF 3

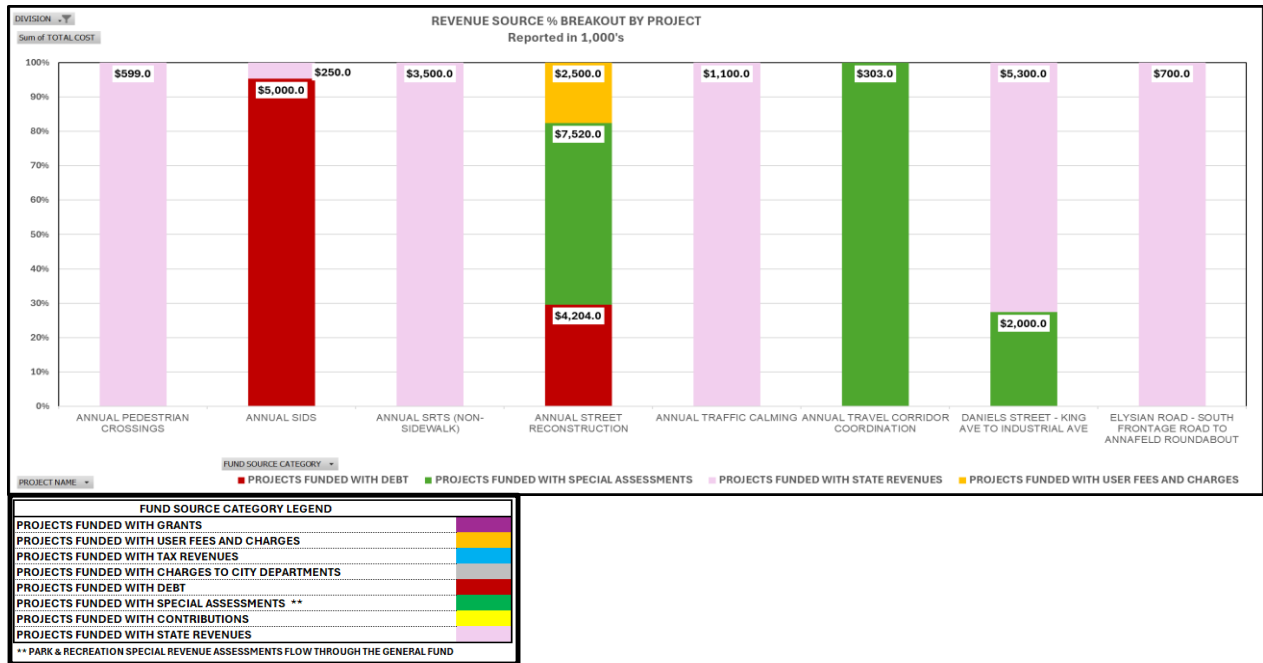
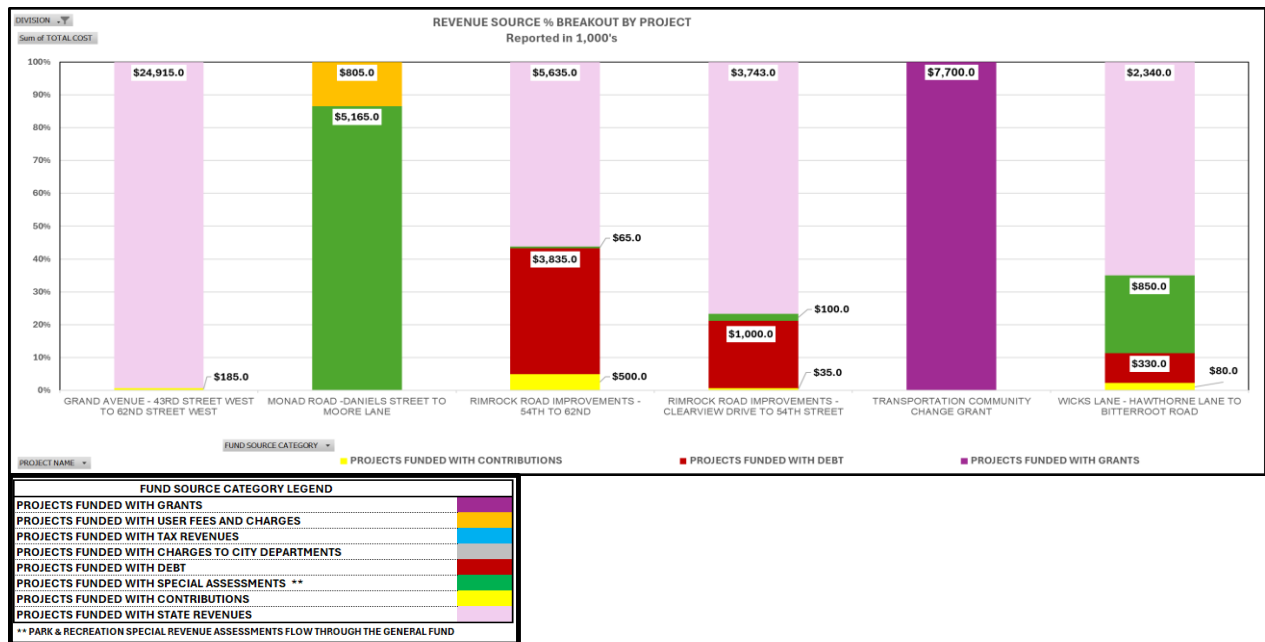
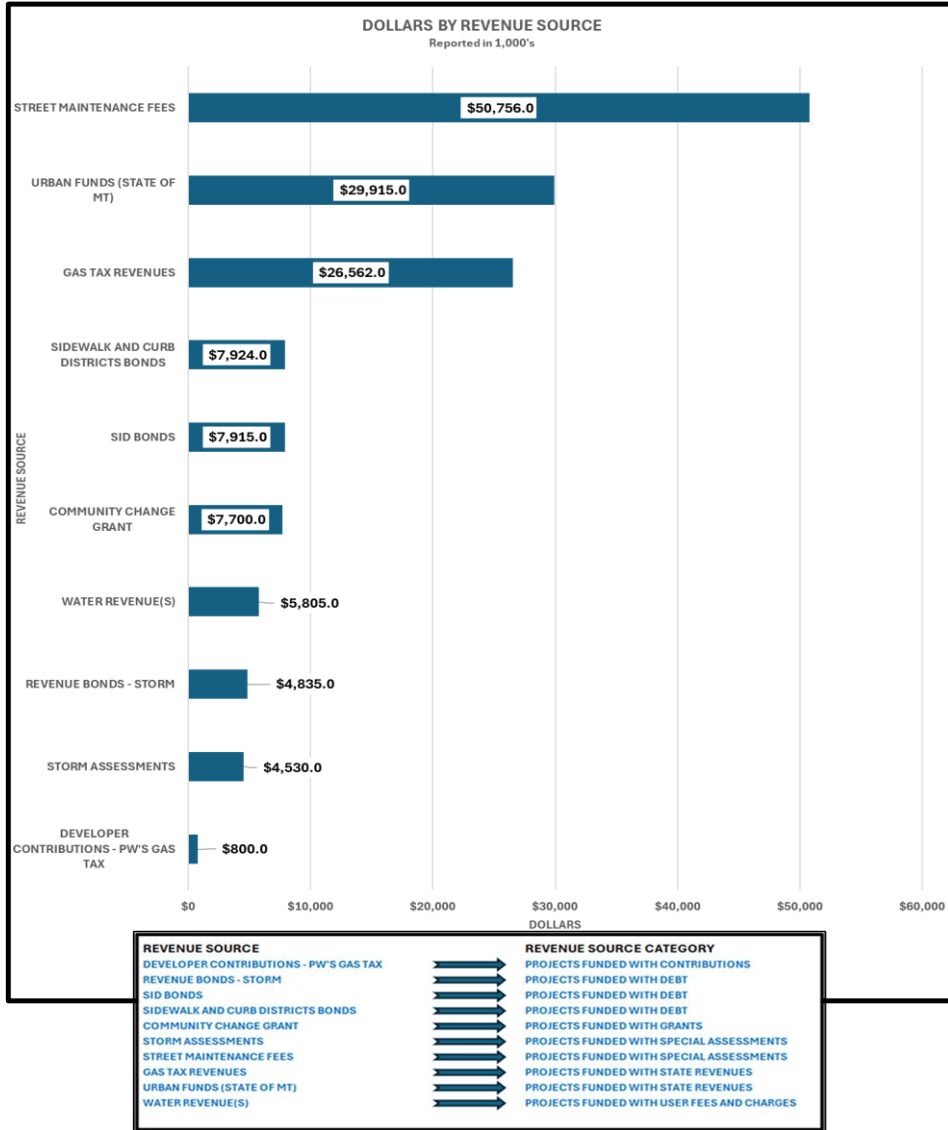


CHART 3 OF 3



**TRANSPORTATION TOTAL DOLLARS BY REVENUE SOURCE**



## UTILITY PROJECTS

Project Name	FY 2026	FY 2027	FY 2028	FY 2029	FY 2030	Total
Wastewater - Annual Line Extensions	1,000,000	1,000,000	1,000,000	-	-	3,000,000
Wastewater - Annual Main Replacements	6,300,000	6,800,000	7,400,000	8,000,000	8,800,000	37,300,000
Wastewater - Annual Treatment Plant Campus Electrical	300,000	300,000	300,000	300,000	300,000	1,500,000
Wastewater - Buried Digester Gas & Sludge Pipe Replacement	536,000	-	-	-	-	536,000
Wastewater - Digester Gas Interior Piping Replacement	1,290,000	-	-	-	-	1,290,000
Wastewater - Grand Avenue Sewer Extension	-	885,000	-	-	-	885,000
Wastewater - Highway 3 Sanitary Sewer	-	-	200,000	1,500,000	-	1,700,000
Wastewater - Hydrogen Sulfide Mitigation	-	520,000	-	-	-	520,000
Wastewater - Monad Sewer Extension	-	530,000	4,800,000	-	-	5,330,000
Wastewater - Rehberg Ranch Lift Station	-	-	-	-	180,000	180,000
Wastewater Compensation Agreements	300,000	300,000	300,000	300,000	300,000	1,500,000
Water - Annual Line Extensions	1,000,000	1,000,000	1,000,000	-	-	3,000,000
Water - Annual Main Replacements	5,315,000	5,320,000	6,740,000	7,000,000	7,800,000	32,175,000
Water - Annual Treatment Plant Electrical Improvements	200,000	500,000	315,000	325,000	250,000	1,590,000
Water - Fox Reservoir #1 Replacement	-	-	-	-	440,000	440,000
Water - Grand Avenue Water Line Extension - 60th to 62nd	-	700,000	-	-	-	700,000
Water - Skyway Drive Waterline Loop	-	-	-	300,000	2,900,000	3,200,000
Water - South 32nd St W/I-90/S Frontage Loop	-	-	-	-	325,000	325,000
Water - Storage Improvements (Zone 1)	-	7,200,000	-	-	-	7,200,000
Water - Treatment Plant 750 kW Solar PV Generation	-	-	-	-	1,010,000	1,010,000
Water - Treatment Plant Air Scour Line Replacement	1,050,000	-	-	-	-	1,050,000
Water - Treatment Plant Leaks Mitigation	-	-	2,200,000	-	-	2,200,000
Water - Treatment Plant Post Chlorination Improvements	105,000	-	-	-	-	105,000
Water - Zone 6 Storage and Looping Improvements	-	-	1,100,000	10,400,000	-	11,500,000
Water Compensation Agreements	300,000	300,000	300,000	300,000	300,000	1,500,000
<b>Total Utility Projects</b>	<b>17,696,000</b>	<b>25,355,000</b>	<b>25,655,000</b>	<b>28,425,000</b>	<b>22,605,000</b>	<b>119,736,000</b>

## UTILITY PROJECTS - REVENUE SOURCE DETAILS

### UTILITY - PERCENT (%) BREAKOUT BY REVENUE SOURCE CATEGORY

CHART 1 OF 3

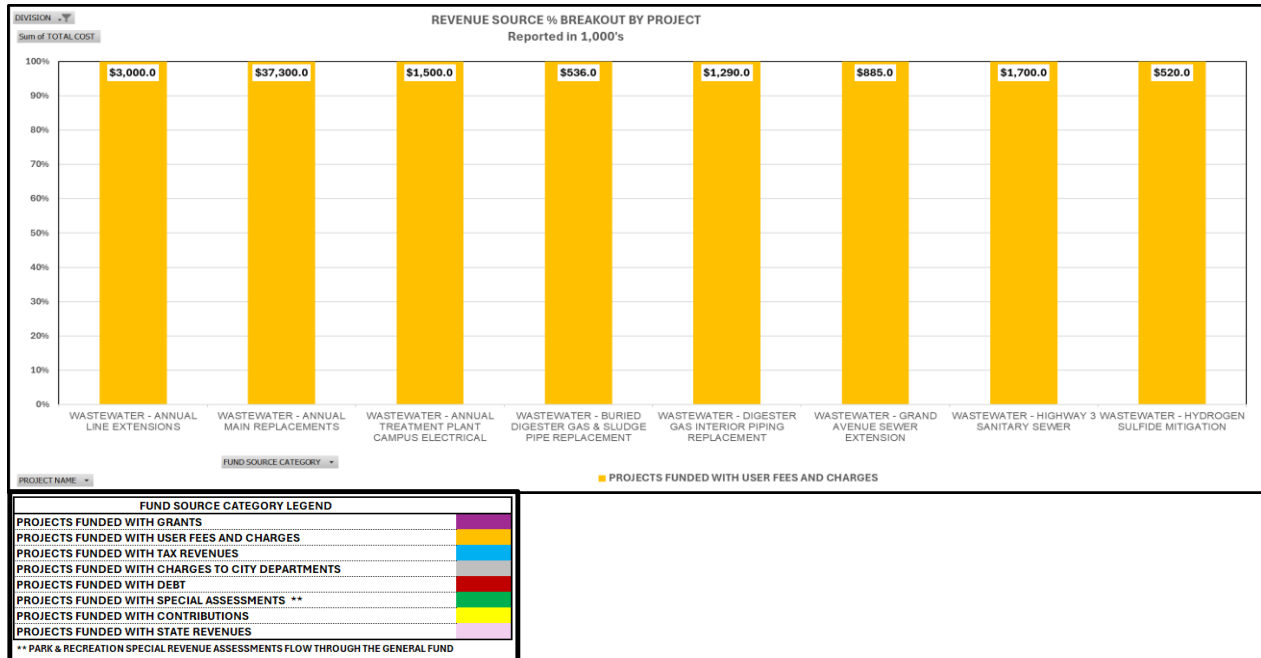


CHART 2 OF 3

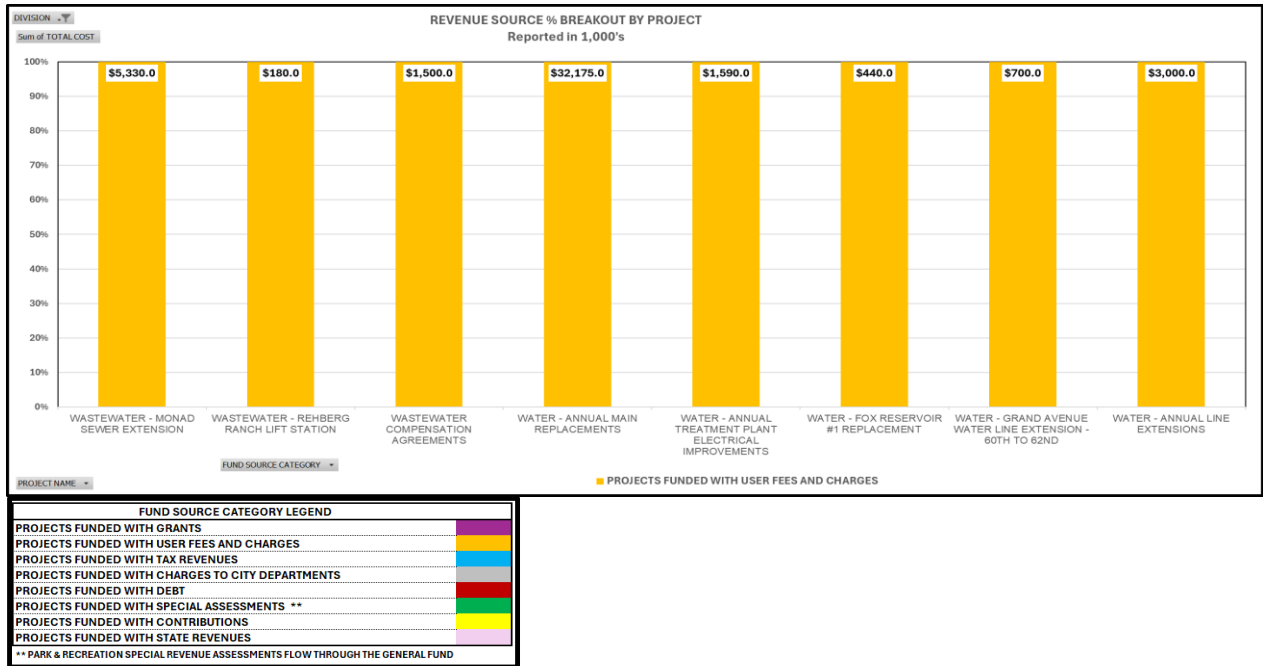
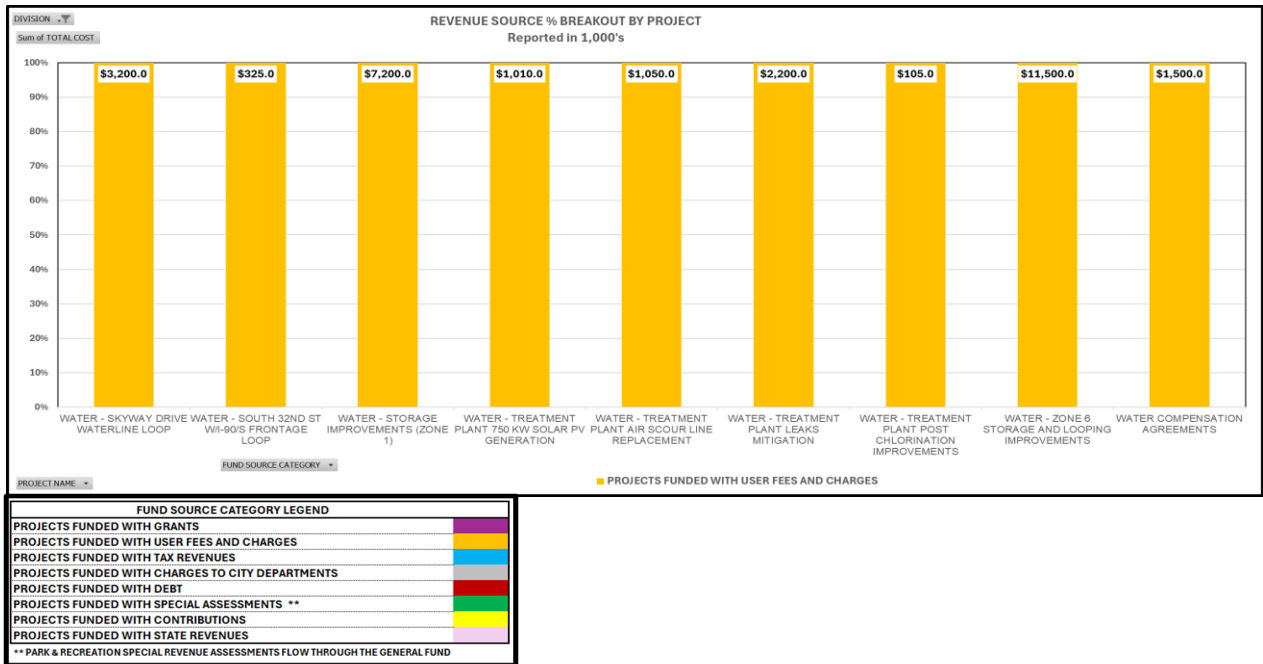
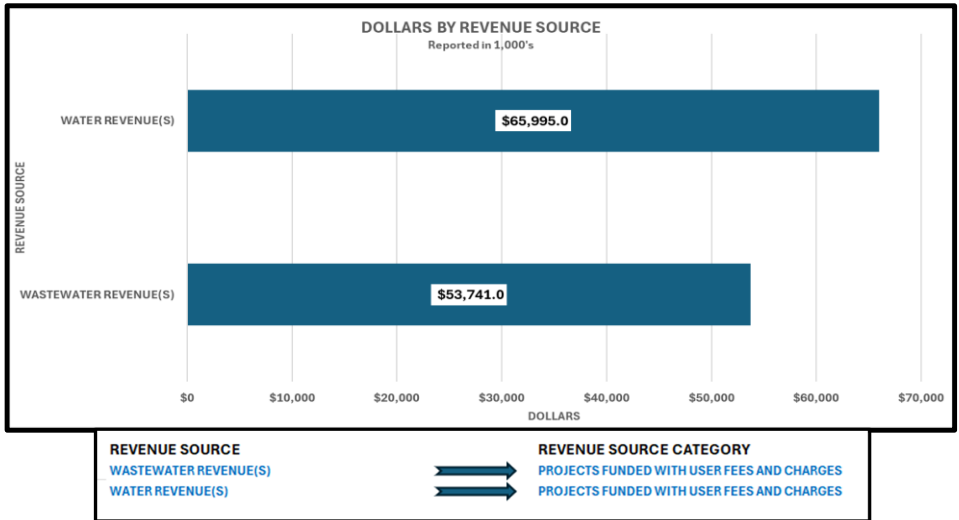


CHART 3 OF 3



**UTILITY TOTAL DOLLARS BY REVENUE SOURCE**



<b>PUBLIC WORKS DEPARTMENT TOTAL</b>	<b>51,182,000</b>	<b>88,360,000</b>	<b>70,185,000</b>	<b>53,696,000</b>	<b>49,969,000</b>	<b>313,392,000</b>
--------------------------------------	-------------------	-------------------	-------------------	-------------------	-------------------	--------------------

<b>Department:</b>	<u>Public Works</u>	<b>FY26 - FY30 CIP</b>
<b>Project Category:</b>	<u>Solid Waste</u>	<b>Project Title: <u>Landfill Cell 6 Expansion &amp; Leachate Pond</u></b>

**Project Description/Location:**  
 This project is for the construction of cell 6 at the landfill. The design is planned for FY27 and the construction will be in FY 28.

**Justification:**  
 The landfill will be nearing capacity of cells 3, 4 and 5. The construction of cell 6 is needed to continue the ability to take in waste from the City of Billings and surrounding areas. This project is included in the Solid Waste Master Plan. Also included in the master plan and as a part of this project is a second leachate containment pond.

<b>CIP Status - SELECT from LIST</b> <u>New Project OR Modify Existing</u>	<b>Project Type - SELECT from LIST</b> <u>Renewal/Replacement OR Enhancement/New</u>
Modify Existing	Enhancement / New





**Operating Budget Impact:**  
 The city will be required to fund additional closure and post-closure costs with the opening of a new cell.

**Comments:**  
 Public Works utilizes a Multi-Objective Decision Analysis (MODA) approach to prioritization and CIP development. The CIP prioritization tool and strategy are based on advanced asset management strategies to provide a rigorous and defensible decision-making process that enables staff to balance the costs of assets with acceptable levels of risk, while continuously delivering established levels of services. Public Works projects are evaluated and scored against capital project objectives including safety (public and staff), compliance with regulations, maintaining current service levels, improving service levels, serving new growth, promoting efficiency, and protecting the environment. This project has a MODA score of 100.1 and was ranked 4th amongst Solid Waste projects.

Estimated Project Cost(s)	Prior Years	FY 2026	FY 2027	FY 2028	FY 2029	FY 2030	Future	Total Cost
Planning, Design, & Engineering			2,388,000					\$ 2,388,000
Land Acquisition								\$ -
Construction				13,941,000				\$ 13,941,000
Equipment								\$ -
Other								\$ -
<b>Total Project Cost</b>	<b>\$ -</b>	<b>\$ -</b>	<b>\$ 2,388,000</b>	<b>\$ 13,941,000</b>	<b>\$ -</b>	<b>\$ -</b>	<b>\$ -</b>	<b>\$ 16,329,000</b>

Project Funding	Prior Years	FY 2026	FY 2027	FY 2028	FY 2029	FY 2030	Future	Total Cost
Landfill Revenue(s)			2,329,000					\$ 2,329,000
Solid Waste Collection Revenue(s)								\$ -
Revenue Bonds - Solid Waste			59,000	13,941,000				\$ 14,000,000
								\$ -
								\$ -
								\$ -
								\$ -
<b>Total Project Funding</b>	<b>\$ -</b>	<b>\$ -</b>	<b>\$ 2,388,000</b>	<b>\$ 13,941,000</b>	<b>\$ -</b>	<b>\$ -</b>	<b>\$ -</b>	<b>\$ 16,329,000</b>

<b>Department:</b> <u>Public Works</u>		<b>FY26 - FY30 CIP</b>						
<b>Project Category:</b> <u>Solid Waste</u>		<b>Project Title:</b> <u>Landfill Household Hazardous Waste Facility</u>						
<b>Project Description/Location:</b> This project constructs a new Household Hazardous Waste (HHW) Facility adjacent to the existing drop-off building.								
<b>Justification:</b> Currently, two containers located off of the paved roadway are used for HHW. Staff resources are needed to assist customers with their HHW which causes inefficiencies in operations. Additionally, the landfill is not currently in compliance with state regulations and needs this new facility to be in compliance.								
<b>CIP Status - SELECT from LIST</b> <u>New Project OR Modify Existing</u>  Modify Existing		<b>Project Type - SELECT from LIST</b> <u>Renewal/Replacement OR Enhancement/New</u>  Enhancement / New						
<b>Operating Budget Impact:</b> By moving the HHW facility to the drop-off site, it will improve efficiency for staff.								
<b>Comments:</b> Public Works utilizes a Multi-Objective Decision Analysis (MODA) approach to prioritization and CIP development. The CIP prioritization tool and strategy are based on advanced asset management strategies to provide a rigorous and defensible decision-making process that enables staff to balance the costs of assets with acceptable levels of risk, while continuously delivering established levels of services. Public Works projects are evaluated and scored against capital project objectives including safety (public and staff), compliance with regulations, maintaining current service levels, improving service levels, serving new growth, promoting efficiency, and protecting the environment. This project has a MODA score of 107.1 and was ranked 3rd amongst Solid Waste projects.								
<b>Estimated Project Cost(s)</b>	<b>Prior Years</b>	<b>FY 2026</b>	<b>FY 2027</b>	<b>FY 2028</b>	<b>FY 2029</b>	<b>FY 2030</b>	<b>Future</b>	<b>Total Cost</b>
Planning, Design, & Engineering		80,000						\$ 80,000
Land Acquisition								\$ -
Construction		744,000						\$ 744,000
Equipment								\$ -
Other								\$ -
<b>Total Project Cost</b>	<b>\$ -</b>	<b>\$ 824,000</b>	<b>\$ -</b>	<b>\$ -</b>	<b>\$ -</b>	<b>\$ -</b>	<b>\$ -</b>	<b>\$ 824,000</b>
<b>Project Funding</b>	<b>Prior Years</b>	<b>FY 2026</b>	<b>FY 2027</b>	<b>FY 2028</b>	<b>FY 2029</b>	<b>FY 2030</b>	<b>Future</b>	<b>Total Cost</b>
Landfill Revenue(s)		824,000						\$ 824,000
Solid Waste Collection Revenue(s)								\$ -
Revenue Bonds - Solid Waste								\$ -
								\$ -
								\$ -
								\$ -
<b>Total Project Funding</b>	<b>\$ -</b>	<b>\$ 824,000</b>	<b>\$ -</b>	<b>\$ -</b>	<b>\$ -</b>	<b>\$ -</b>	<b>\$ -</b>	<b>\$ 824,000</b>

<b>Department:</b> <u>Public Works</u>		<b>FY26 - FY30 CIP</b>						
<b>Project Category:</b> <u>Solid Waste</u>		<b>Project Title: <u>Landfill Lift 2 - Horizontal Gas Wells</u></b>						
<b>Project Description/Location:</b> This project funds Lift 2 of the horizontal methane gas collection system in cells 3, 4, and 5 at the landfill.								
<b>Justification:</b> Gas wells are required to help manage the methane. The landfill has reached the threshold put in place by the EPA that states we have to have a collection system in place to manage the gas. In 2022 the first phase of the horizontal gas collection wells was installed to address "hot spots" that staff was seeing from surface emissions monitoring. Horizontal gas wells will need to be installed on every other lift in cells 3, 4, and 5 until we have exhausted the airspace in this area. These wells will connect directly to the flare that has been constructed to help the landfill meet compliance under the air permit.								
<b>CIP Status - SELECT from LIST</b> <u>New Project OR Modify Existing</u>  Modify Existing		<b>Project Type - SELECT from LIST</b> <u>Renewal/Replacement OR Enhancement/New</u>  Enhancement / New						
<b>Operating Budget Impact:</b> This will be a one-time capital outlay. MDU is responsible for managing the well heads and the flow once they are constructed.								
<b>Comments:</b> Public Works utilizes a Multi-Objective Decision Analysis (MODA) approach to prioritization and CIP development. The CIP prioritization tool and strategy are based on advanced asset management strategies to provide a rigorous and defensible decision-making process that enables staff to balance the costs of assets with acceptable levels of risk, while continuously delivering established levels of services. Public Works projects are evaluated and scored against capital project objectives including safety (public and staff), compliance with regulations, maintaining current service levels, improving service levels, serving new growth, promoting efficiency, and protecting the environment. This project has a MODA score of 116.6 and was ranked 1st (tied with Lift 3) amongst Solid Waste projects.								
<b>Estimated Project Cost(s)</b>	<b>Prior Years</b>	<b>FY 2026</b>	<b>FY 2027</b>	<b>FY 2028</b>	<b>FY 2029</b>	<b>FY 2030</b>	<b>Future</b>	<b>Total Cost</b>
Planning, Design, & Engineering								\$ -
Land Acquisition								\$ -
Construction		906,000						\$ 906,000
Equipment								\$ -
Other								\$ -
<b>Total Project Cost</b>	<b>\$ -</b>	<b>\$ 906,000</b>	<b>\$ -</b>	<b>\$ -</b>	<b>\$ -</b>	<b>\$ -</b>	<b>\$ -</b>	<b>\$ 906,000</b>
<b>Project Funding</b>	<b>Prior Years</b>	<b>FY 2026</b>	<b>FY 2027</b>	<b>FY 2028</b>	<b>FY 2029</b>	<b>FY 2030</b>	<b>Future</b>	<b>Total Cost</b>
Landfill Revenue(s)		906,000						\$ 906,000
Solid Waste Collection Revenue(s)								\$ -
Revenue Bonds - Solid Waste								\$ -
								\$ -
								\$ -
								\$ -
<b>Total Project Funding</b>	<b>\$ -</b>	<b>\$ 906,000</b>	<b>\$ -</b>	<b>\$ -</b>	<b>\$ -</b>	<b>\$ -</b>	<b>\$ -</b>	<b>\$ 906,000</b>

<b>Department:</b>	<b>Public Works</b>	<b>FY26 - FY30 CIP</b>
<b>Project Category:</b>	<b>Solid Waste</b>	<b>Project Title: <u>Landfill Lift 3 - Horizontal Gas Wells</u></b>

**Project Description/Location:**  
 This project will fund Lift 3 of the horizontal methane gas collection system in cells 3, 4, and 5 at the landfill.

**Justification:**  
 Gas wells are required to help manage the methane. The landfill has reached the threshold put in place by the EPA that states we have to have a collection system in place to manage the gas. In 2022 the first phase of the horizontal gas collection wells was installed to address "hot spots" that staff was seeing from surface emissions monitoring. Horizontal gas wells will need to be installed on every other lift in cells 3, 4, and 5 until we have exhausted the airspace in this area. These wells will connect directly to the flare that has been constructed to help the landfill meet compliance under the air permit.

<b>CIP Status - SELECT from LIST</b> <u>New Project OR Modify Existing</u>	<b>Project Type - SELECT from LIST</b> <u>Renewal/Replacement OR Enhancement/New</u>
New Project	Enhancement / New




**Operating Budget Impact:**  
 This will be a one-time capital outlay. MDU is responsible for managing the well heads and the flow once they are constructed.

**Comments:**  
 Public Works utilizes a Multi-Objective Decision Analysis (MODA) approach to prioritization and CIP development. The CIP prioritization tool and strategy are based on advanced asset management strategies to provide a rigorous and defensible decision-making process that enables staff to balance the costs of assets with acceptable levels of risk, while continuously delivering established levels of services. Public Works projects are evaluated and scored against capital project objectives including safety (public and staff), compliance with regulations, maintaining current service levels, improving service levels, serving new growth, promoting efficiency, and protecting the environment. This project has a MODA score of 116.6 and was ranked 1st (tied with Lift 2) amongst Solid Waste projects.

Estimated Project Cost(s)	Prior Years	FY 2026	FY 2027	FY 2028	FY 2029	FY 2030	Future	Total Cost
Planning, Design, & Engineering			90,000					\$ 90,000
Land Acquisition								\$ -
Construction			843,000					\$ 843,000
Equipment								\$ -
Other								\$ -
<b>Total Project Cost</b>	\$ -	\$ -	\$ 933,000	\$ -	\$ -	\$ -	\$ -	\$ 933,000

Project Funding	Prior Years	FY 2026	FY 2027	FY 2028	FY 2029	FY 2030	Future	Total Cost
Landfill Revenue(s)			933,000					\$ 933,000
Solid Waste Collection Revenue(s)								\$ -
Revenue Bonds - Solid Waste								\$ -
								\$ -
								\$ -
								\$ -
<b>Total Project Funding</b>	\$ -	\$ -	\$ 933,000	\$ -	\$ -	\$ -	\$ -	\$ 933,000

<b>Department:</b> <u>Public Works</u>		<b>FY26 - FY30 CIP</b>						
<b>Project Category:</b> <u>Solid Waste</u>		<b>Project Title: <u>Landfill Paving and Push Walls - Compost Facility</u></b>						
<b>Project Description/Location:</b> This project funds paving and Push Walls at the Compost facility.								
<b>Justification:</b> The commissioning of the compost facility in July 2024 brought to light some design issues that need to be addressed as the site grows and diverts more material. Currently, the majority of the site is gravel, making material movement a challenge. Part of this project will be asphalt or concrete pads and push walls to store material that is waiting to be mixed and composted. The other part of the project is more paving and push walls where the conveyor ends and material lands. The nature in which we must load mixed material onto the blower pipes is delicate. Currently, material is conveyed into a truck and then dumped on top of the pipes. This is not efficient and creates challenges later when trying to get more material on top of it.								
<b>CIP Status - SELECT from LIST</b> <u>New Project OR Modify Existing</u>  New Project		<b>Project Type - SELECT from LIST</b> <u>Renewal/Replacement OR Enhancement/New</u>  Enhancement / New						
<b>Operating Budget Impact:</b> This will be a one-time capital outlay. These upgrades will allow us to easily build compost piles to the recommended height ensuring we divert the maximum amount of material, and operate in an efficient manner.								
<b>Comments:</b> Public Works utilizes a Multi-Objective Decision Analysis (MODA) approach to prioritization and CIP development. The CIP prioritization tool and strategy are based on advanced asset management strategies to provide a rigorous and defensible decision-making process that enables staff to balance the costs of assets with acceptable levels of risk, while continuously delivering established levels of services. Public Works projects are evaluated and scored against capital project objectives including safety (public and staff), compliance with regulations, maintaining current service levels, improving service levels, serving new growth, promoting efficiency, and protecting the environment. This project has a MODA score of 89.0 and was ranked 5th amongst Solid Waste projects.								
<b>Estimated Project Cost(s)</b>	<b>Prior Years</b>	<b>FY 2026</b>	<b>FY 2027</b>	<b>FY 2028</b>	<b>FY 2029</b>	<b>FY 2030</b>	<b>Future</b>	<b>Total Cost</b>
Planning, Design, & Engineering								\$ -
Land Acquisition								\$ -
Construction		1,030,000						\$ 1,030,000
Equipment								\$ -
Other								\$ -
<b>Total Project Cost</b>	<b>\$ -</b>	<b>\$ 1,030,000</b>	<b>\$ -</b>	<b>\$ -</b>	<b>\$ -</b>	<b>\$ -</b>	<b>\$ -</b>	<b>\$ 1,030,000</b>
<b>Project Funding</b>	<b>Prior Years</b>	<b>FY 2026</b>	<b>FY 2027</b>	<b>FY 2028</b>	<b>FY 2029</b>	<b>FY 2030</b>	<b>Future</b>	<b>Total Cost</b>
Landfill Revenue(s)		1,030,000						\$ 1,030,000
Solid Waste Collection Revenue(s)								\$ -
Revenue Bonds - Solid Waste								\$ -
								\$ -
								\$ -
								\$ -
<b>Total Project Funding</b>	<b>\$ -</b>	<b>\$ 1,030,000</b>	<b>\$ -</b>	<b>\$ -</b>	<b>\$ -</b>	<b>\$ -</b>	<b>\$ -</b>	<b>\$ 1,030,000</b>

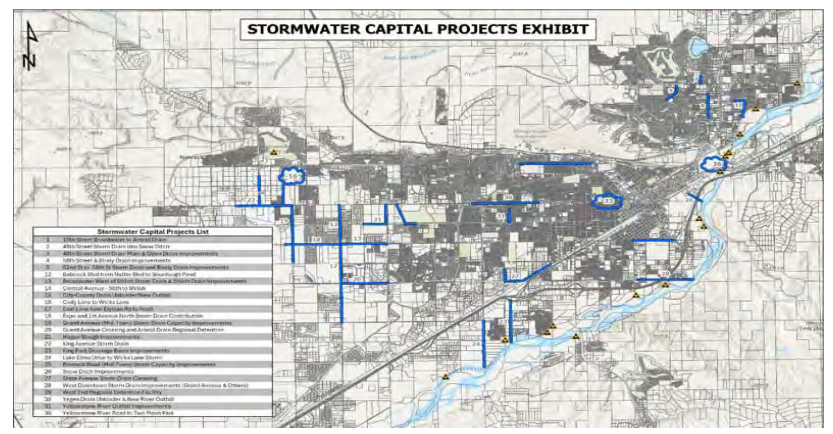
**Project Description/Location:**  
 This project will install storm drain infrastructure on 48th Street West from Grand Avenue to the Snow Ditch.

**Justification:**  
 As part of the Grand Avenue improvement project, various components of stormwater infrastructure are needed. This item pays for those improvements. Improvements are to be made as part of the road project. This improvement is primarily connected to the Grand Avenue and 48th St W project, not a standalone 48th Street West improvement project.

<b>CIP Status - SELECT from LIST</b> <i>New Project OR Modify Existing</i>	<b>Project Type - SELECT from LIST</b> <i>Renewal/Replacement OR Enhancement/New</i>
New Project	Enhancement / New


**Operating Budget Impact:**  
 This project installs new drainage infrastructure that needs to be maintained; however, as a result of this project, there may be a reduction of other storm related maintenance work along this project corridor.


**Comments:**  
 Public Works utilizes a Multi-Objective Decision Analysis (MODA) approach to prioritization and CIP development. The CIP prioritization tool and strategy are based on advanced asset management strategies to provide a rigorous and defensible decision-making process that enables staff to balance the costs of assets with acceptable levels of risk, while continuously delivering established levels of services. Public Works projects are evaluated and scored against capital project objectives including safety (public and staff), compliance with regulations, maintaining current service levels, improving service levels, serving new growth, promoting efficiency, and protecting the environment. This project has a MODA score of 105.0 and was ranked 8th amongst Storm System projects.



Estimated Project Cost(s)	Prior Years	FY 2026	FY 2027	FY 2028	FY 2029	FY 2030	Future	Total Cost
Planning, Design, & Engineering						270,000		\$ 270,000
Land Acquisition								\$ -
Construction							2,500,000	\$ 2,500,000
Equipment								\$ -
Other								\$ -
<b>Total Project Cost</b>	<b>\$ -</b>	<b>\$ -</b>	<b>\$ -</b>	<b>\$ -</b>	<b>\$ -</b>	<b>\$ 270,000</b>	<b>\$ 2,500,000</b>	<b>\$ 2,770,000</b>

Project Funding	Prior Years	FY 2026	FY 2027	FY 2028	FY 2029	FY 2030	Future	Total Cost
Storm Assessments						270,000	2,500,000	\$ 2,770,000
Street Maintenance Fees								\$ -
Missing? - Contact Finance to add								\$ -
								\$ -
								\$ -
								\$ -
								\$ -
<b>Total Project Funding</b>	<b>\$ -</b>	<b>\$ -</b>	<b>\$ -</b>	<b>\$ -</b>	<b>\$ -</b>	<b>\$ 270,000</b>	<b>\$ 2,500,000</b>	<b>\$ 2,770,000</b>

<b>Department:</b> <u>Public Works</u>		<b>FY26 - FY30 CIP</b>						
<b>Project Category:</b> <u>Storm</u>		<b>Project Title: <u>Annual Boulder Pit Upgrades &amp; Replacements</u></b>						
<b>Project Description/Location:</b> This is an annual project that will improve failing boulder pits through replacement or extending to other stormwater facilities.								
<b>Justification:</b> The City has a number of boulder pits located in various areas that are on the City's deferred maintenance list. This project will start to make the necessary improvements, upgrades, and replacements to the existing boulder pits.								
<b>CIP Status - SELECT from LIST</b> <u>New Project OR Modify Existing</u>  New Project		<b>Project Type - SELECT from LIST</b> <u>Renewal/Replacement OR Enhancement/New</u>  Renewal/Replacement						
<b>Operating Budget Impact:</b> This project will reduce the annual and day-to-day operational activities of this component of the drainage system.								
<b>Comments:</b> Public Works utilizes a Multi-Objective Decision Analysis (MODA) approach to prioritization and CIP development. The CIP prioritization tool and strategy are based on advanced asset management strategies to provide a rigorous and defensible decision-making process that enables staff to balance the costs of assets with acceptable levels of risk, while continuously delivering established levels of services. Public Works projects are evaluated and scored against capital project objectives including safety (public and staff), compliance with regulations, maintaining current service levels, improving service levels, serving new growth, promoting efficiency, and protecting the environment. This project has a MODA score of 99.5 and was ranked 18th amongst Storm System projects.								
<b>Estimated Project Cost(s)</b>	<b>Prior Years</b>	<b>FY 2026</b>	<b>FY 2027</b>	<b>FY 2028</b>	<b>FY 2029</b>	<b>FY 2030</b>	<b>Future</b>	<b>Total Cost</b>
Planning, Design, & Engineering								\$ -
Land Acquisition								\$ -
Construction			444,000	458,000	472,000	486,000		\$ 1,860,000
Equipment								\$ -
Other								\$ -
<b>Total Project Cost</b>	<b>\$ -</b>	<b>\$ -</b>	<b>\$ 444,000</b>	<b>\$ 458,000</b>	<b>\$ 472,000</b>	<b>\$ 486,000</b>	<b>\$ -</b>	<b>\$ 1,860,000</b>
<b>Project Funding</b>	<b>Prior Years</b>	<b>FY 2026</b>	<b>FY 2027</b>	<b>FY 2028</b>	<b>FY 2029</b>	<b>FY 2030</b>	<b>Future</b>	<b>Total Cost</b>
Storm Assessments			444,000	458,000	472,000	486,000		\$ 1,860,000
Street Maintenance Fees								\$ -
								\$ -
								\$ -
								\$ -
								\$ -
<b>Total Project Funding</b>	<b>\$ -</b>	<b>\$ -</b>	<b>\$ 444,000</b>	<b>\$ 458,000</b>	<b>\$ 472,000</b>	<b>\$ 486,000</b>	<b>\$ -</b>	<b>\$ 1,860,000</b>

<b>Department:</b> <u>Public Works</u>		<b>FY26 - FY30 CIP</b>						
<b>Project Category:</b> <u>Storm</u>		<b>Project Title: <u>Annual Detention Pond Upgrades</u></b>						
<b>Project Description/Location:</b> This project will make improvements and modifications and modifications to the City's existing detention pond network.								
<b>Justification:</b> The City has a total of approximately 50 acres of various-sized detention and retention ponds located through Billings that are on the City's deferred maintenance list. This project will start to make the necessary improvements and upgrades to the existing detention and retention ponds.								
<b>CIP Status - SELECT from LIST</b> <u>New Project OR Modify Existing</u>  New Project		<b>Project Type - SELECT from LIST</b> <u>Renewal/Replacement OR Enhancement/New</u>  Renewal/Replacement						
<b>Operating Budget Impact:</b> This project will reduce the annual and day-to-day operational activities of this component of the drainage system.								
<b>Comments:</b> Public Works utilizes a Multi-Objective Decision Analysis (MODA) approach to prioritization and CIP development. The CIP prioritization tool and strategy are based on advanced asset management strategies to provide a rigorous and defensible decision-making process that enables staff to balance the costs of assets with acceptable levels of risk, while continuously delivering established levels of services. Public Works projects are evaluated and scored against capital project objectives including safety (public and staff), compliance with regulations, maintaining current service levels, improving service levels, serving new growth, promoting efficiency, and protecting the environment. This project has a MODA score of 102.0 and was ranked 11th among Storm System projects.								
<b>Estimated Project Cost(s)</b>	<b>Prior Years</b>	<b>FY 2026</b>	<b>FY 2027</b>	<b>FY 2028</b>	<b>FY 2029</b>	<b>FY 2030</b>	<b>Future</b>	<b>Total Cost</b>
Planning, Design, & Engineering								\$ -
Land Acquisition								\$ -
Construction			297,000	306,000	315,000	324,000		\$ 1,242,000
Equipment								\$ -
Other								\$ -
<b>Total Project Cost</b>	<b>\$ -</b>	<b>\$ -</b>	<b>\$ 297,000</b>	<b>\$ 306,000</b>	<b>\$ 315,000</b>	<b>\$ 324,000</b>	<b>\$ -</b>	<b>\$ 1,242,000</b>
<b>Project Funding</b>	<b>Prior Years</b>	<b>FY 2026</b>	<b>FY 2027</b>	<b>FY 2028</b>	<b>FY 2029</b>	<b>FY 2030</b>	<b>Future</b>	<b>Total Cost</b>
Storm Assessments			297,000	306,000	315,000	324,000		\$ 1,242,000
Street Maintenance Fees								\$ -
								\$ -
								\$ -
								\$ -
								\$ -
<b>Total Project Funding</b>	<b>\$ -</b>	<b>\$ -</b>	<b>\$ 297,000</b>	<b>\$ 306,000</b>	<b>\$ 315,000</b>	<b>\$ 324,000</b>	<b>\$ -</b>	<b>\$ 1,242,000</b>

<b>Department:</b>	<b>Public Works</b>	<b>FY26 - FY30 CIP</b>
<b>Project Category:</b>	<b>Storm</b>	<b>Project Title: Annual Local Area Capital Improvements</b>

**Project Description/Location:**  
 This is an annual project to improve intersections and other local areas with storm drainage problems.

**Justification:**  
 There are several areas in the city that experience localized flooding issues during some storm events. This project is intended to fix the small, localized problems using valley gutters, additional inlets, small areas of pipe extensions, outfalls for detention areas, and other methods. Without this project, localized storm drainage issues will not be addressed. Design and construction management will be done in-house.

<b>CIP Status - SELECT from LIST</b>  New Project OR Modify Existing  Modify Existing	<b>Project Type - SELECT from LIST</b>  Renewal/Replacement OR Enhancement/New  Renewal/Replacement
---	---



**Operating Budget Impact:**  
 Improvements to storm problem areas will reduce the resources needed to address these issues on an ongoing basis.

**Comments:**  
 Public Works utilizes a Multi-Objective Decision Analysis (MODA) approach to prioritization and CIP development. The CIP prioritization tool and strategy are based on advanced asset management strategies to provide a rigorous and defensible decision-making process that enables staff to balance the costs of assets with acceptable levels of risk, while continuously delivering established levels of services. Public Works projects are evaluated and scored against capital project objectives including safety (public and staff), compliance with regulations, maintaining current service levels, improving service levels, serving new growth, promoting efficiency, and protecting the environment. This project has a MODA score of 87.2 and was ranked 30th amongst Storm System projects.

Estimated Project Cost(s)	Prior Years	FY 2026	FY 2027	FY 2028	FY 2029	FY 2030	Future	Total Cost
Planning, Design, & Engineering								\$ -
Land Acquisition								\$ -
Construction		175,000	180,000	185,000	191,000	197,000		\$ 928,000
Equipment								\$ -
Other								\$ -
<b>Total Project Cost</b>	<b>\$ -</b>	<b>\$ 175,000</b>	<b>\$ 180,000</b>	<b>\$ 185,000</b>	<b>\$ 191,000</b>	<b>\$ 197,000</b>	<b>\$ -</b>	<b>\$ 928,000</b>

Project Funding	Prior Years	FY 2026	FY 2027	FY 2028	FY 2029	FY 2030	Future	Total Cost
Storm Assessments		175,000	180,000	185,000	191,000	197,000		\$ 928,000
Street Maintenance Fees								\$ -
								\$ -
								\$ -
								\$ -
								\$ -
<b>Total Project Funding</b>	<b>\$ -</b>	<b>\$ 175,000</b>	<b>\$ 180,000</b>	<b>\$ 185,000</b>	<b>\$ 191,000</b>	<b>\$ 197,000</b>	<b>\$ -</b>	<b>\$ 928,000</b>

**Department:** Public Works **FY26 - FY30 CIP**  
**Project Category:** Storm **Project Title: Annual Storm Sewer Rehabilitation Program**

**Project Description/Location:**  
 The storm drain system is aging and a preventative maintenance and replacement program is necessary to ensure proper performance of the system.

**Justification:**  
 The storm drain system is aging and in need of additional work beyond regular maintenance in some areas. The entire system is being TV'd and areas of concern will be repaired or replaced. Without this program, the efficiency of the storm drainage system will be reduced due to areas of obstructions within the system. The engineering and construction management will be done in-house if staff time permits.

<b>CIP Status - SELECT from LIST</b> <u>New Project OR Modify Existing</u>	<b>Project Type - SELECT from LIST</b> <u>Renewal/Replacement OR Enhancement/New</u>
Modify Existing	Renewal/Replacement



**Operating Budget Impact:**  
 Improvements to storm problem areas will reduce the resources needed to address these issues on an ongoing basis.

**Comments:**  
 Public Works utilizes a Multi-Objective Decision Analysis (MODA) approach to prioritization and CIP development. The CIP prioritization tool and strategy are based on advanced asset management strategies to provide a rigorous and defensible decision-making process that enables staff to balance the costs of assets with acceptable levels of risk, while continuously delivering established levels of services. Public Works projects are evaluated and scored against capital project objectives including safety (public and staff), compliance with regulations, maintaining current service levels, improving service levels, serving new growth, promoting efficiency, and protecting the environment. This project has a MODA score of 95.2 and was ranked 20th among Storm System projects.

Estimated Project Cost(s)	Prior Years	FY 2026	FY 2027	FY 2028	FY 2029	FY 2030	Future	Total Cost
Planning, Design, & Engineering				70,000	100,000	120,000		\$ 290,000
Land Acquisition								\$ -
Construction				630,000	850,000	1,176,000		\$ 2,656,000
Equipment								\$ -
Other								\$ -
<b>Total Project Cost</b>	\$ -	\$ -	\$ -	\$ 700,000	\$ 950,000	\$ 1,296,000	\$ -	\$ 2,946,000

Project Funding	Prior Years	FY 2026	FY 2027	FY 2028	FY 2029	FY 2030	Future	Total Cost
Storm Assessments				700,000	950,000	1,296,000		\$ 2,946,000
Street Maintenance Fees								\$ -
								\$ -
								\$ -
								\$ -
								\$ -
<b>Total Project Funding</b>	\$ -	\$ -	\$ -	\$ 700,000	\$ 950,000	\$ 1,296,000	\$ -	\$ 2,946,000

<b>Department:</b>	<b>Public Works</b>	<b>FY26 - FY30 CIP</b>
<b>Project Category:</b>	<b>Storm</b>	<b>Project Title: <u>Annual Water Quality Improvements</u></b>

**Project Description/Location:**  
 Add stormwater water quality improvements to various locations throughout Billings.

**Justification:**  
 The City has an MS4 permit with Montana DEQ and needs to start installing water quality measures on existing system network components in order to show the continual progression of our quality program.

<b>CIP Status - SELECT from LIST</b> <i>New Project OR Modify Existing</i>	<b>Project Type - SELECT from LIST</b> <i>Renewal/Replacement OR Enhancement/New</i>
New Project	Enhancement / New



**Operating Budget Impact:**  
 This project will reduce the annual and day-to-day operational activities of this component of the drainage system.

**Comments:**  
 Public Works utilizes a Multi-Objective Decision Analysis (MODA) approach to prioritization and CIP development. The CIP prioritization tool and strategy are based on advanced asset management strategies to provide a rigorous and defensible decision-making process that enables staff to balance the costs of assets with acceptable levels of risk, while continuously delivering established levels of services. Public Works projects are evaluated and scored against capital project objectives including safety (public and staff), compliance with regulations, maintaining current service levels, improving service levels, serving new growth, promoting efficiency, and protecting the environment. This project has a MODA score of 115.7 and was ranked 5th amongst Storm System projects.

Estimated Project Cost(s)	Prior Years	FY 2026	FY 2027	FY 2028	FY 2029	FY 2030	Future	Total Cost
Planning, Design, & Engineering		25,000	30,000	35,000	45,000	60,000		\$ 195,000
Land Acquisition								\$ -
Construction		225,000	270,000	325,000	385,000	519,000		\$ 1,724,000
Equipment								\$ -
Other								\$ -
<b>Total Project Cost</b>	\$ -	\$ 250,000	\$ 300,000	\$ 360,000	\$ 430,000	\$ 579,000	\$ -	\$ 1,919,000

Project Funding	Prior Years	FY 2026	FY 2027	FY 2028	FY 2029	FY 2030	Future	Total Cost
Storm Assessments		250,000	300,000	360,000	430,000	579,000		\$ 1,919,000
Street Maintenance Fees								\$ -
								\$ -
								\$ -
								\$ -
								\$ -
<b>Total Project Funding</b>	\$ -	\$ 250,000	\$ 300,000	\$ 360,000	\$ 430,000	\$ 579,000	\$ -	\$ 1,919,000

Department: Public Works FY26 - FY30 CIP  
 Project Category: Storm Project Title: Annual Yellowstone River Flood Protection

**Project Description/Location:**  
 Improve the stormwater outfalls to the Yellowstone River.

**Justification:**  
 The City's storm drain system outfalls into the Yellowstone River. In some locations, the functionality of the storm outfalls is dependent on the condition of the outfall and the condition of the river. The City needs to be able to access, monitor, and improve each of the Yellowstone River outfalls. Additionally, the City has an MS4 permit with Montana DEQ and the City needs to start moving towards better water quality deliverables at the outfalls.

<b>CIP Status - SELECT from LIST</b> <u>New Project OR Modify Existing</u>	<b>Project Type - SELECT from LIST</b> <u>Renewal/Replacement OR Enhancement/New</u>
New Project	Enhancement / New



**Operating Budget Impact:**  
 This project will reduce the annual and day-to-day operational activities of this component of the drainage system.

**Comments:**  
 Public Works utilizes a Multi-Objective Decision Analysis (MODA) approach to prioritization and CIP development. The CIP prioritization tool and strategy are based on advanced asset management strategies to provide a rigorous and defensible decision-making process that enables staff to balance the costs of assets with acceptable levels of risk, while continuously delivering established levels of services. Public Works projects are evaluated and scored against capital project objectives including safety (public and staff), compliance with regulations, maintaining current service levels, improving service levels, serving new growth, promoting efficiency, and protecting the environment. This project has a MODA score of 117.9 and was ranked 3rd amongst Storm System projects.

Estimated Project Cost(s)	Prior Years	FY 2026	FY 2027	FY 2028	FY 2029	FY 2030	Future	Total Cost
Planning, Design, & Engineering		10,000	11,000	11,500	12,000	12,500		\$ 57,000
Land Acquisition								\$ -
Construction		100,000	102,000	105,500	108,000	111,500		\$ 527,000
Equipment								\$ -
Other								\$ -
<b>Total Project Cost</b>	\$ -	\$ 110,000	\$ 113,000	\$ 117,000	\$ 120,000	\$ 124,000	\$ -	\$ 584,000

Project Funding	Prior Years	FY 2026	FY 2027	FY 2028	FY 2029	FY 2030	Future	Total Cost
Storm Assessments		110,000	113,000	117,000	120,000	124,000		\$ 584,000
Street Maintenance Fees								\$ -
								\$ -
								\$ -
								\$ -
								\$ -
<b>Total Project Funding</b>	\$ -	\$ 110,000	\$ 113,000	\$ 117,000	\$ 120,000	\$ 124,000	\$ -	\$ 584,000

Department: **Public Works** FY26 - FY30 CIP  
 Project Category: **Storm** Project Title: **Broadwater Avenue & Shiloh Storm Drain Improvements**

**Project Description/Location:**  
 This project installs storm drainage infrastructure within the Broadwater Avenue drainage basin west of Shiloh Road. Additionally, this project contemplates constructing in-line stormwater storage within the Shiloh Drain south of Broadwater Avenue.

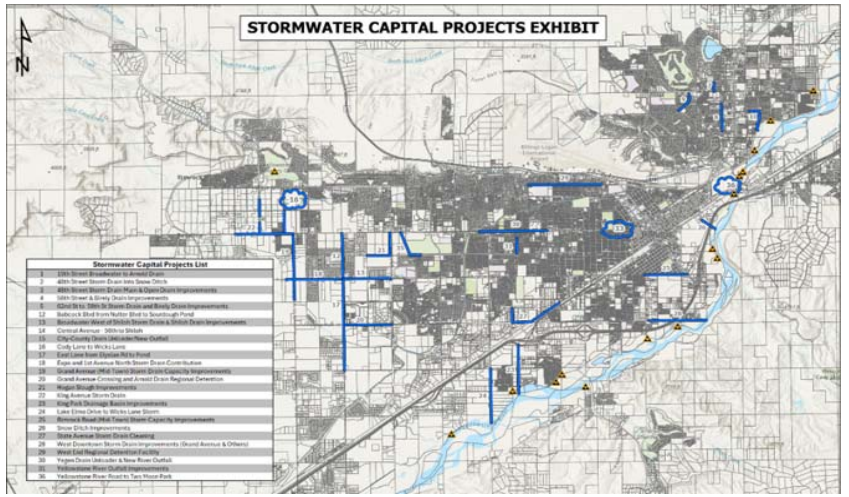
**Justification:**  
 This project was identified by the West Billings Stormwater Development Plan and provides regional infrastructure to the Broadwater Avenue drainage basin west of Shiloh Road and upgrades to the Shiloh Drain south of Broadwater Avenue to provide incremental detention. An additional hydraulic analysis is needed to determine this project's feasibility.

CIP Status - **SELECT from LIST**  
New Project OR Modify Existing  
 New Project

Project Type - **SELECT from LIST**  
Renewal/Replacement OR Enhancement/New  
 Enhancement / New

**Operating Budget Impact:**  
 This project installs new drainage infrastructure that needs to be maintained; however, as a result of this project, there may be a reduction of other storm-related maintenance work along this project corridor.

**Comments:**  
 Public Works utilizes a Multi-Objective Decision Analysis (MODA) approach to prioritization and CIP development. The CIP prioritization tool and strategy are based on advanced asset management strategies to provide a rigorous and defensible decision-making process that enables staff to balance the costs of assets with acceptable levels of risk, while continuously delivering established levels of services. Public Works projects are evaluated and scored against capital project objectives including safety (public and staff), compliance with regulations, maintaining current service levels, improving service levels, serving new growth, promoting efficiency, and protecting the environment. This project has a MODA score of 117.4 and was ranked 4th amongst Storm System projects.



Estimated Project Cost(s)	Prior Years	FY 2026	FY 2027	FY 2028	FY 2029	FY 2030	Future	Total Cost
Planning, Design, & Engineering		400,000						\$ 400,000
Land Acquisition								\$ -
Construction			3,500,000					\$ 3,500,000
Equipment								\$ -
Other								\$ -
<b>Total Project Cost</b>	\$ -	\$ 400,000	\$ 3,500,000	\$ -	\$ -	\$ -	\$ -	\$ 3,900,000

Project Funding	Prior Years	FY 2026	FY 2027	FY 2028	FY 2029	FY 2030	Future	Total Cost
Storm Assessments		100,000						\$ 100,000
Street Maintenance Fees								\$ -
Revenue Bonds - Storm		300,000	3,500,000					\$ 3,800,000
								\$ -
								\$ -
								\$ -
								\$ -
<b>Total Project Funding</b>	\$ -	\$ 400,000	\$ 3,500,000	\$ -	\$ -	\$ -	\$ -	\$ 3,900,000

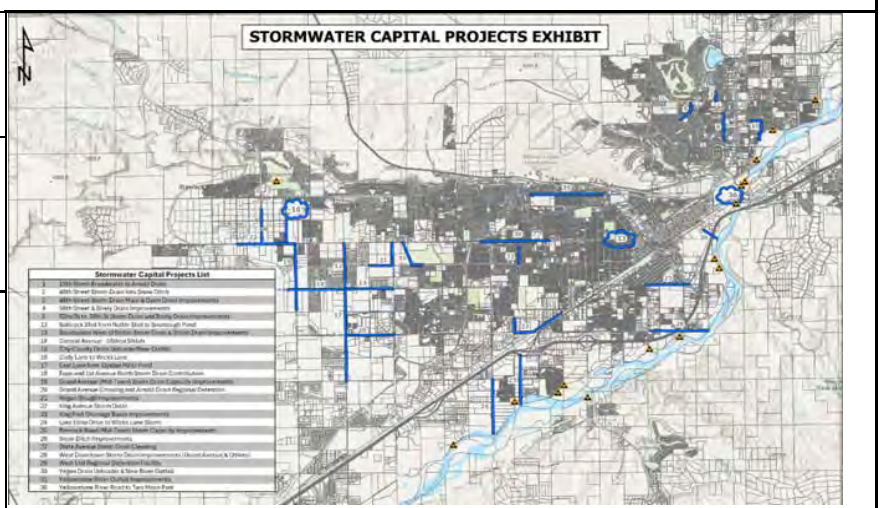
Department: **Public Works** FY26 - FY30 CIP  
 Project Category: **Storm** Project Title: **East Lane Elysian Road to Dentention Pond**

**Project Description/Location:**  
 This project will construct a new storm drain main and river outfall on East Lane from Elysian Road to the Yellowstone River.

**Justification:**  
 As part of the Elysian Road improvement project, various components of the stormwater infrastructure are needed. This item pays for those improvements. Improvements are to be made as part of the road project, not a standalone stormwater project.

CIP Status - SELECT from LIST  
New Project OR Modify Existing  
 New Project

Project Type - SELECT from LIST  
Renewal/Replacement OR Enhancement/New  
 Enhancement / New



**Operating Budget Impact:**  
 This project installs new drainage infrastructure that needs to be maintained; however, as a result of this project, there may be a reduction of other storm-related maintenance work along this project corridor.

**Comments:**  
 Public Works utilizes a Multi-Objective Decision Analysis (MODA) approach to prioritization and CIP development. The CIP prioritization tool and strategy are based on advanced asset management strategies to provide a rigorous and defensible decision-making process that enables staff to balance the costs of assets with acceptable levels of risk, while continuously delivering established levels of services. Public Works projects are evaluated and scored against capital project objectives including safety (public and staff), compliance with regulations, maintaining current service levels, improving service levels, serving new growth, promoting efficiency, and protecting the environment. This project has a MODA score of 91.4 and was ranked 25th amongst Storm System projects.

Estimated Project Cost(s)	Prior Years	FY 2026	FY 2027	FY 2028	FY 2029	FY 2030	Future	Total Cost
Planning, Design, & Engineering						400,000		\$ 400,000
Land Acquisition								\$ -
Construction							3,674,000	\$ 3,674,000
Equipment								\$ -
Other								\$ -
<b>Total Project Cost</b>	\$ -	\$ -	\$ -	\$ -	\$ -	\$ 400,000	\$ 3,674,000	\$ 4,074,000

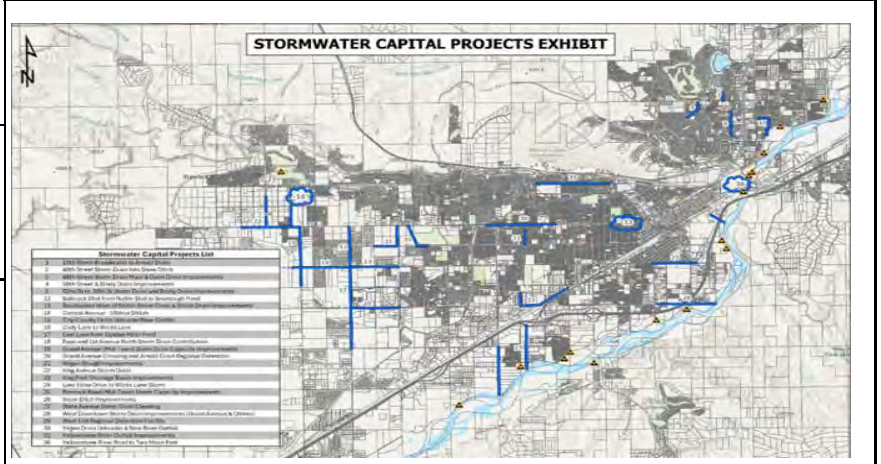
Project Funding	Prior Years	FY 2026	FY 2027	FY 2028	FY 2029	FY 2030	Future	Total Cost
Storm Assessments						400,000	3,674,000	\$ 4,074,000
Street Maintenance Fees								\$ -
								\$ -
								\$ -
								\$ -
								\$ -
								\$ -
<b>Total Project Funding</b>	\$ -	\$ -	\$ -	\$ -	\$ -	\$ 400,000	\$ 3,674,000	\$ 4,074,000

**Project Description/Location:**  
 This project is for a contribution to MDT for regional drainage improvements within the 1st Avenue North and Expo Drive drainage basins.

**Justification:**  
 MDT is making street and drainage improvements to 1st Avenue North from Division Street to Expo Drive and Expo Drive from 6th Avenue North to 1st Avenue North. From those projects, MDT has evaluated regional drainage solutions and has developed a plan that addresses both MDT's and the City drainage needs in the area. As part of their analysis and in coordination with the City, the City's cost share to make those regional improvements was determined to be \$1.4 million.

**CIP Status - SELECT from LIST**  
New Project OR Modify Existing  
 New Project

**Project Type - SELECT from LIST**  
Renewal/Replacement OR Enhancement/New  
 Enhancement / New



**Operating Budget Impact:**  
 This project installs new drainage infrastructure that needs to be maintained; however, as a result of this project, there may be a reduction of other storm-related maintenance work along this project corridor.

**Comments:**  
 Public Works utilizes a Multi-Objective Decision Analysis (MODA) approach to prioritization and CIP development. The CIP prioritization tool and strategy are based on advanced asset management strategies to provide a rigorous and defensible decision-making process that enables staff to balance the costs of assets with acceptable levels of risk, while continuously delivering established levels of services. Public Works projects are evaluated and scored against capital project objectives including safety (public and staff), compliance with regulations, maintaining current service levels, improving service levels, serving new growth, promoting efficiency, and protecting the environment. This project has a MODA score of 101.6 and was ranked 14th amongst Storm System projects.

Estimated Project Cost(s)	Prior Years	FY 2026	FY 2027	FY 2028	FY 2029	FY 2030	Future	Total Cost
Planning, Design, & Engineering								\$ -
Land Acquisition								\$ -
Construction								\$ -
Equipment								\$ -
Other				1,400,000				\$ 1,400,000
<b>Total Project Cost</b>	\$ -	\$ -	\$ -	\$ 1,400,000	\$ -	\$ -	\$ -	\$ 1,400,000

Project Funding	Prior Years	FY 2026	FY 2027	FY 2028	FY 2029	FY 2030	Future	Total Cost
Storm Assessments				1,400,000				\$ 1,400,000
Street Maintenance Fees								\$ -
								\$ -
								\$ -
								\$ -
								\$ -
<b>Total Project Funding</b>	\$ -	\$ -	\$ -	\$ 1,400,000	\$ -	\$ -	\$ -	\$ 1,400,000

<b>Department:</b>	<b>Public Works</b>	<b>FY26 - FY30 CIP</b>
<b>Project Category:</b>	<b>Storm</b>	<b>Project Title: <u>Grand Ave Crossing &amp; Arnold Drain Regional Detention</u></b>

**Project Description/Location:**  
This project is to provide stormwater detention from several areas, including Grand Avenue, portions of the property to be developed along Shiloh Road and Broadwater Avenue west of 32nd Street West, and Broadwater Avenue west of 32nd Street West. This project also makes the Shiloh Road crossing at Grand Avenue.

**Justification:**  
The project will lessen the impact of new development and new street reconstruction generated stormwater from Grand Avenue and development along Shiloh Road south to Broadwater Avenue to existing storm drain piping. The Arnold Drain corridor has limited additional capacity for new stormwater. Adding detention will also aid in mitigating flooding from areas that are hydraulically lower than the Arnold Drain.

<b>CIP Status - SELECT from LIST</b>	<b>Project Type - SELECT from LIST</b>
<u>New Project OR Modify Existing</u>	<u>Renewal/Replacement OR Enhancement/New</u>
Modify Existing	Enhancement / New

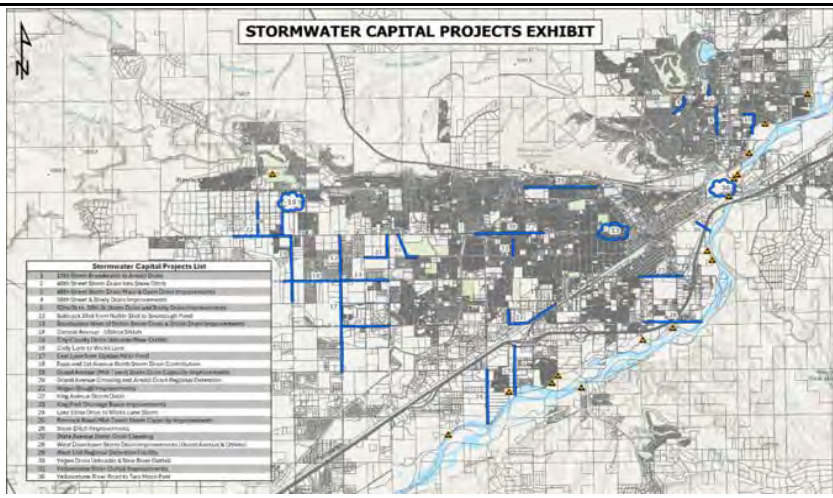


**Operating Budget Impact:**  
Additional storm drainage facilities will require regular O&M however, flood damage and cleanup from storms that occur without the detention will be reduced.

**Comments:**  
Public Works utilizes a Multi-Objective Decision Analysis (MODA) approach to prioritization and CIP development. The CIP prioritization tool and strategy are based on advanced asset management strategies to provide a rigorous and defensible decision-making process that enables staff to balance the costs of assets with acceptable levels of risk, while continuously delivering established levels of services. Public Works projects are evaluated and scored against capital project objectives including safety (public and staff), compliance with regulations, maintaining current service levels, improving service levels, serving new growth, promoting efficiency, and protecting the environment. This project has a MODA score of 120.0 and was ranked 1st amongst Storm System projects.

Estimated Project Cost(s)	Prior Years	FY 2026	FY 2027	FY 2028	FY 2029	FY 2030	Future	Total Cost
Planning, Design, & Engineering	500,000							\$ 500,000
Land Acquisition								\$ -
Construction		3,200,000						\$ 3,200,000
Equipment								\$ -
Other								\$ -
<b>Total Project Cost</b>	<b>\$ 500,000</b>	<b>\$ 3,200,000</b>	<b>\$ -</b>	<b>\$ -</b>	<b>\$ -</b>	<b>\$ -</b>	<b>\$ -</b>	<b>\$ 3,700,000</b>

Project Funding	Prior Years	FY 2026	FY 2027	FY 2028	FY 2029	FY 2030	Future	Total Cost
Storm Assessments	500,000							\$ 500,000
Street Maintenance Fees								\$ -
Revenue Bonds - Storm		3,200,000						\$ 3,200,000
								\$ -
								\$ -
								\$ -
<b>Total Project Funding</b>	<b>\$ 500,000</b>	<b>\$ 3,200,000</b>	<b>\$ -</b>	<b>\$ -</b>	<b>\$ -</b>	<b>\$ -</b>	<b>\$ -</b>	<b>\$ 3,700,000</b>

<b>Department:</b> <u>Public Works</u>		<b>FY26 - FY30 CIP</b>						
<b>Project Category:</b> <u>Storm</u>		<b>Project Title:</b> <u>Hogan's Slough Improvements</u>						
<b>Project Description/Location:</b> This project will evaluate and upgrade the drainage features of Hogan's Slough from Shiloh Road to the Yellowstone River.								
<b>Justification:</b> Hogan's Slough is a drainage channel starting near the Shiloh Conservation Area and ending at the Yellowstone River near Annafeld Subdivision. Portions of Hogan's Slough are undersized and need to be upgraded. This project will provide a comprehensive analysis of the slough and construction projects needed to maintain the functionality of this critical stormwater infrastructure.								
<b>CIP Status - SELECT from LIST</b> <u>New Project OR Modify Existing</u>	<b>Project Type - SELECT from LIST</b> <u>Renewal/Replacement OR Enhancement/New</u>							
New Project	Enhancement / New							
<b>Operating Budget Impact:</b> This project installs new drainage infrastructure that needs to be maintained; however, as a result of this project, there may be a reduction of other storm-related maintenance work along this project corridor.								
<b>Comments:</b> Public Works utilizes a Multi-Objective Decision Analysis (MODA) approach to prioritization and CIP development. The CIP prioritization tool and strategy are based on advanced asset management strategies to provide a rigorous and defensible decision-making process that enables staff to balance the costs of assets with acceptable levels of risk, while continuously delivering established levels of services. Public Works projects are evaluated and scored against capital project objectives including safety (public and staff), compliance with regulations, maintaining current service levels, improving service levels, serving new growth, promoting efficiency, and protecting the environment. This project has a MODA score of 102.8 and was ranked 10th amongst Storm System projects.								
<b>Estimated Project Cost(s)</b>	<b>Prior Years</b>	<b>FY 2026</b>	<b>FY 2027</b>	<b>FY 2028</b>	<b>FY 2029</b>	<b>FY 2030</b>	<b>Future</b>	<b>Total Cost</b>
Planning, Design, & Engineering					130,000			\$ 130,000
Land Acquisition								\$ -
Construction						1,150,000		\$ 1,150,000
Equipment								\$ -
Other								\$ -
<b>Total Project Cost</b>	\$ -	\$ -	\$ -	\$ -	\$ 130,000	\$ 1,150,000	\$ -	\$ 1,280,000
<b>Project Funding</b>	<b>Prior Years</b>	<b>FY 2026</b>	<b>FY 2027</b>	<b>FY 2028</b>	<b>FY 2029</b>	<b>FY 2030</b>	<b>Future</b>	<b>Total Cost</b>
Storm Assessments					130,000	1,150,000		\$ 1,280,000
Street Maintenance Fees								\$ -
								\$ -
								\$ -
								\$ -
								\$ -
<b>Total Project Funding</b>	\$ -	\$ -	\$ -	\$ -	\$ 130,000	\$ 1,150,000	\$ -	\$ 1,280,000

<b>Department:</b> <u>Public Works</u>		<b>FY26 - FY30 CIP</b>						
<b>Project Category:</b> <u>Storm</u>		<b>Project Title: <u>Snow Ditch Improvements</u></b>						
<b>Project Description/Location:</b> Improvements to the Snow Ditch, or an appropriate alternative, from the Snow Ditch's beginning at 48th Street West to its terminus near the intersection of Shiloh Road and Central Avenue.								
<b>Justification:</b> As part of the Grand Avenue and 48th St W improvement project, various components of stormwater infrastructure are needed. This item pays for those improvements. Improvements are to be made as part of the road project, not a standalone stormwater project.								
<b>CIP Status - SELECT from LIST</b> <u>New Project OR Modify Existing</u>		<b>Project Type - SELECT from LIST</b> <u>Renewal/Replacement OR Enhancement/New</u>						
New Project		Enhancement / New						
<b>Operating Budget Impact:</b> This project installs new drainage infrastructure that needs to be maintained; however, as a result of this project, there may be a reduction of other storm-related maintenance work along this project corridor.								
<b>Comments:</b> Public Works utilizes a Multi-Objective Decision Analysis (MODA) approach to prioritization and CIP development. The CIP prioritization tool and strategy are based on advanced asset management strategies to provide a rigorous and defensible decision-making process that enables staff to balance the costs of assets with acceptable levels of risk, while continuously delivering established levels of services. Public Works projects are evaluated and scored against capital project objectives including safety (public and staff), compliance with regulations, maintaining current service levels, improving service levels, serving new growth, promoting efficiency, and protecting the environment. This project has a MODA score of 106.3 and was ranked 7th amongst Storm System projects.								
<b>Estimated Project Cost(s)</b>	<b>Prior Years</b>	<b>FY 2026</b>	<b>FY 2027</b>	<b>FY 2028</b>	<b>FY 2029</b>	<b>FY 2030</b>	<b>Future</b>	<b>Total Cost</b>
Planning, Design, & Engineering						200,000		\$ 200,000
Land Acquisition								\$ -
Construction							1,800,000	\$ 1,800,000
Equipment								\$ -
Other								\$ -
<b>Total Project Cost</b>	<b>\$ -</b>	<b>\$ -</b>	<b>\$ -</b>	<b>\$ -</b>	<b>\$ -</b>	<b>\$ 200,000</b>	<b>\$ 1,800,000</b>	<b>\$ 2,000,000</b>
<b>Project Funding</b>	<b>Prior Years</b>	<b>FY 2026</b>	<b>FY 2027</b>	<b>FY 2028</b>	<b>FY 2029</b>	<b>FY 2030</b>	<b>Future</b>	<b>Total Cost</b>
Storm Assessments						200,000		\$ 200,000
Street Maintenance Fees								\$ -
Storm Assessments							1,800,000	\$ 1,800,000
								\$ -
								\$ -
								\$ -
<b>Total Project Funding</b>	<b>\$ -</b>	<b>\$ -</b>	<b>\$ -</b>	<b>\$ -</b>	<b>\$ -</b>	<b>\$ 200,000</b>	<b>\$ 1,800,000</b>	<b>\$ 2,000,000</b>

<b>Department:</b>	<b>Public Works</b>	<b>FY26 - FY30 CIP</b>
<b>Project Category:</b>	<b>Storm</b>	<b>Project Title: <u>West End Regional Detention Facility</u></b>

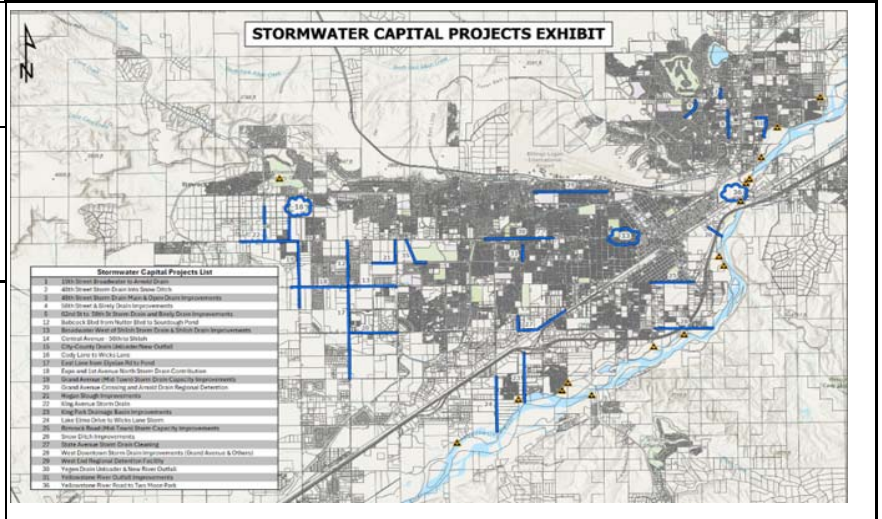
**Project Description/Location:**  
 This project installs regional stormwater detention in West Billings. Number, size, and location of the regional detention facilities are unknown at this time.

**Justification:**  
 Regional stormwater detention is needed in West Billings per the West Billings Stormwater Development Plan. This project installs that detention. The timing and location is intended to be opportunistic based upon the timing of private development, park development, land costs, and bidding environment.

<b>CIP Status - SELECT from LIST</b> <u>New Project OR Modify Existing</u>	<b>Project Type - SELECT from LIST</b> <u>Renewal/Replacement OR Enhancement/New</u>
New Project	Enhancement / New

**Operating Budget Impact:**  
 This project installs new drainage infrastructure that needs to be maintained; however, as a result of this project, there may be a reduction of other storm-related maintenance work along this project corridor.


**Comments:**  
 Public Works utilizes a Multi-Objective Decision Analysis (MODA) approach to prioritization and CIP development. The CIP prioritization tool and strategy are based on advanced asset management strategies to provide a rigorous and defensible decision-making process that enables staff to balance the costs of assets with acceptable levels of risk, while continuously delivering established levels of services. Public Works projects are evaluated and scored against capital project objectives including safety (public and staff), compliance with regulations, maintaining current service levels, improving service levels, serving new growth, promoting efficiency, and protecting the environment. This project has a MODA score of 118.0 and was ranked 2nd amongst Storm System projects.



Estimated Project Cost(s)	Prior Years	FY 2026	FY 2027	FY 2028	FY 2029	FY 2030	Future	Total Cost
Planning, Design, & Engineering		342,000						\$ 342,000
Land Acquisition								\$ -
Construction		1,421,000						\$ 1,421,000
Equipment								\$ -
Other								\$ -
<b>Total Project Cost</b>	\$ -	\$ 1,763,000	\$ -	\$ -	\$ -	\$ -	\$ -	\$ 1,763,000

Project Funding	Prior Years	FY 2026	FY 2027	FY 2028	FY 2029	FY 2030	Future	Total Cost
Storm Assessments		60,000						\$ 60,000
Street Maintenance Fees								\$ -
Revenue Bonds - Storm		1,703,000						\$ 1,703,000
								\$ -
								\$ -
								\$ -
								\$ -
<b>Total Project Funding</b>	\$ -	\$ 1,763,000	\$ -	\$ -	\$ -	\$ -	\$ -	\$ 1,763,000

<b>Department:</b> <u>Public Works</u>		<b>FY26 - FY30 CIP</b>						
<b>Project Category:</b> <u>Storm</u>		<b>Project Title:</b> <u>Yellowstone River Outfall Improvements</u>						
<b>Project Description/Location:</b> This project occurs at each of the City's eleven primary stormwater outfalls into the Yellowstone River.								
<b>Justification:</b> The City of Billings has eleven primary outfalls to the Yellowstone River that City crews need to access and manage. This project provides the studies and work to make the outfalls accessible and protected from high flow events of the Yellowstone River.								
<b>CIP Status - SELECT from LIST</b> <u>New Project OR Modify Existing</u>  New Project		<b>Project Type - SELECT from LIST</b> <u>Renewal/Replacement OR Enhancement/New</u>  Enhancement / New						
<b>Operating Budget Impact:</b> This project installs new drainage infrastructure that needs to be maintained; however, as a result of this project, there may be a reduction of other storm-related maintenance work along this project corridor.								
<b>Comments:</b> Public Works utilizes a Multi-Objective Decision Analysis (MODA) approach to prioritization and CIP development. The CIP prioritization tool and strategy are based on advanced asset management strategies to provide a rigorous and defensible decision-making process that enables staff to balance the costs of assets with acceptable levels of risk, while continuously delivering established levels of services. Public Works projects are evaluated and scored against capital project objectives including safety (public and staff), compliance with regulations, maintaining current service levels, improving service levels, serving new growth, promoting efficiency, and protecting the environment. This project has a MODA score of 114.1 and was ranked 6th amongst Storm System projects.								
<b>Estimated Project Cost(s)</b>	<b>Prior Years</b>	<b>FY 2026</b>	<b>FY 2027</b>	<b>FY 2028</b>	<b>FY 2029</b>	<b>FY 2030</b>	<b>Future</b>	<b>Total Cost</b>
Planning, Design, & Engineering			500,000					\$ 500,000
Land Acquisition								\$ -
Construction				4,500,000				\$ 4,500,000
Equipment								\$ -
Other								\$ -
<b>Total Project Cost</b>	<b>\$ -</b>	<b>\$ -</b>	<b>\$ 500,000</b>	<b>\$ 4,500,000</b>	<b>\$ -</b>	<b>\$ -</b>	<b>\$ -</b>	<b>\$ 5,000,000</b>
<b>Project Funding</b>	<b>Prior Years</b>	<b>FY 2026</b>	<b>FY 2027</b>	<b>FY 2028</b>	<b>FY 2029</b>	<b>FY 2030</b>	<b>Future</b>	<b>Total Cost</b>
Storm Assessments			500,000	4,500,000				\$ 5,000,000
Street Maintenance Fees								\$ -
								\$ -
								\$ -
								\$ -
								\$ -
<b>Total Project Funding</b>	<b>\$ -</b>	<b>\$ -</b>	<b>\$ 500,000</b>	<b>\$ 4,500,000</b>	<b>\$ -</b>	<b>\$ -</b>	<b>\$ -</b>	<b>\$ 5,000,000</b>

<b>Department:</b> <u>Public Works</u>		<b>FY26 - FY30 CIP</b>						
<b>Project Category:</b> <u>(PW) Transportation</u>		<b>Project Title: <u>21st Street - Underpass Improvements</u></b>						
<b>Project Description/Location:</b> The 21st Street Underpass has a low clearance of only eight (8) feet, limiting the vehicles that can pass through this route. With the congestion on 27th Street nearby, the City will increase the clearance to approximately 14 feet to provide a route for emergency vehicles or larger commercial vehicles, especially during train crossings on 27th Street.								
<b>Justification:</b> The 21st Street Underpass was identified as a relief route for emergency vehicles and local or commercial traffic from North 27th Street. The underpass sees around 2,500 vehicles per day, with about 1.5 feet of clearance for smaller vehicles. The current 21st Street Underpass has a vertical clearance of only about eight feet. Because the underpass is below railroad tracks, it would provide another route during railroad crossings. This project will be funded using urban funds. Urban funds are state funds available at a certain amount each year from the State of Montana for major transportation projects on the urban system. The City is not planning on using City funds for this project.								
<b>CIP Status - SELECT from LIST</b> <u>New Project OR Modify Existing</u>  0		<b>Project Type - SELECT from LIST</b> <u>Renewal/Replacement OR Enhancement/New</u>  Renewal/Replacement						
<b>Operating Budget Impact:</b> The current underpass is in poor condition and requires extensive maintenance every year. The reconstructed underpass will require less maintenance.								
<b>Comments:</b> Public Works utilizes a Multi-Objective Decision Analysis (MODA) approach to prioritization and CIP development. The CIP prioritization tool and strategy are based on advanced asset management strategies to provide a rigorous and defensible decision-making process that enables staff to balance the costs of assets with acceptable levels of risk, while continuously delivering established levels of services. Public Works projects are evaluated and scored against capital project objectives including safety (public and staff), compliance with regulations, maintaining current service levels, improving service levels, serving new growth, promoting efficiency, and protecting the environment. This project has a MODA score of 108.1 and was ranked 10th amongst Transportation projects.								
<b>Estimated Project Cost(s)</b>	<b>Prior Years</b>	<b>FY 2026</b>	<b>FY 2027</b>	<b>FY 2028</b>	<b>FY 2029</b>	<b>FY 2030</b>	<b>Future</b>	<b>Total Cost</b>
Planning, Design, & Engineering				500,000				\$ 500,000
Land Acquisition								\$ -
Construction				4,500,000				\$ 4,500,000
Equipment								\$ -
Other								\$ -
<b>Total Project Cost</b>	\$ -	\$ -	\$ -	\$ 5,000,000	\$ -	\$ -	\$ -	\$ 5,000,000
<b>Project Funding</b>	<b>Prior Years</b>	<b>FY 2026</b>	<b>FY 2027</b>	<b>FY 2028</b>	<b>FY 2029</b>	<b>FY 2030</b>	<b>Future</b>	<b>Total Cost</b>
SID Bonds								\$ -
Urban Funds (State of MT)				5,000,000				\$ 5,000,000
Street Maintenance Fees								\$ -
								\$ -
								\$ -
								\$ -
<b>Total Project Funding</b>	\$ -	\$ -	\$ -	\$ 5,000,000	\$ -	\$ -	\$ -	\$ 5,000,000

<b>Department:</b> <u>Public Works</u>		<b>FY26 - FY30 CIP</b>						
<b>Project Category:</b> <u>(PW) Transportation</u>		<b>Project Title: <u>54th Street West - Grand to Rimrock</u></b>						
<b>Project Description/Location:</b> This project will reconstruct 54th Street West from Grand Avenue to Rimrock Road to meet arterial, complete street standards, and include storm drain improvements to serve the area.								
<b>Justification:</b> 54th Street West initially started as a county road and the last couple of decades of adjacent residential and commercial development requires additional improvements to increase safety and longevity. This project will add turn lanes, shoulders, storm drain improvements, multimodal facilities, and remaining sidewalk construction along the corridor.								
<b>CIP Status - SELECT from LIST</b> <u>New Project OR Modify Existing</u>  Modify Existing		<b>Project Type - SELECT from LIST</b> <u>Renewal/Replacement OR Enhancement/New</u>  Enhancement / New						
<b>Operating Budget Impact:</b> The maintenance of 54th Street West was becoming onerous so PW repaved the road in 2022. This was a temporary fix to reduce the O&M until funding could be found to reconstruct the road section completely. Currently, the O&M is low but within five to ten years, it will increase back to unsustainable levels. Some additional O&M will be required to maintain the additional width of street after reconstruction.								
<b>Comments:</b> Public Works utilizes a Multi-Objective Decision Analysis (MODA) approach to prioritization and CIP development. The CIP prioritization tool and strategy are based on advanced asset management strategies to provide a rigorous and defensible decision-making process that enables staff to balance the costs of assets with acceptable levels of risk, while continuously delivering established levels of services. Public Works projects are evaluated and scored against capital project objectives including safety (public and staff), compliance with regulations, maintaining current service levels, improving service levels, serving new growth, promoting efficiency, and protecting the environment. This project has a MODA score of 113.3 and was ranked 7th amongst Transportation projects.								
<b>Estimated Project Cost(s)</b>	<b>Prior Years</b>	<b>FY 2026</b>	<b>FY 2027</b>	<b>FY 2028</b>	<b>FY 2029</b>	<b>FY 2030</b>	<b>Future</b>	<b>Total Cost</b>
Planning, Design, & Engineering				900,000				\$ 900,000
Land Acquisition								\$ -
Construction					7,700,000			\$ 7,700,000
Equipment								\$ -
Other								\$ -
<b>Total Project Cost</b>	\$ -	\$ -	\$ -	\$ 900,000	\$ 7,700,000	\$ -	\$ -	\$ 8,600,000
<b>Project Funding</b>	<b>Prior Years</b>	<b>FY 2026</b>	<b>FY 2027</b>	<b>FY 2028</b>	<b>FY 2029</b>	<b>FY 2030</b>	<b>Future</b>	<b>Total Cost</b>
SID Bonds								\$ -
Gas Tax Revenues								\$ -
Street Maintenance Fees				600,000	5,000,000			\$ 5,600,000
Storm Assessments				300,000	2,700,000			\$ 3,000,000
								\$ -
								\$ -
								\$ -
<b>Total Project Funding</b>	\$ -	\$ -	\$ -	\$ 900,000	\$ 7,700,000	\$ -	\$ -	\$ 8,600,000

Department: Public Works FY26 - FY30 CIP

Project Category: (PW) Transportation Project Title: Annual ADA Replacement

**Project Description/Location:**

This project is for the replacement of curbed corners to add accessible ramps throughout the city. Proposed project areas include ADA ramps on 29th Street West to 30th Street West, ADA Areas in the EBURD (2-years), Broadwater Avenue from 24th Street West to Parkview, Broadwater Avenue from 12th Street to 16th Street, Poly Drive from 27th Street to Virginia, Wicks Lane from Bench Boulevard to Lake Elmo, 6th Street West from Broadwater to Central Avenue, 8th Street West from Broadwater to Central Avenue, ADA areas in the EBURD (2-years), 8th Street West from Broadwater to Grand, and Gabel Roaad from 32nd Street West to 24th Street West.

**Justification:**

The City of Billings entered into an agreement with the DOJ to replace intersection corners to meet ADA requirements. Public Works staff prioritizes the location of the ramps for replacement each year based on observed need, citizen requests, projects, and other criteria. Project is required due to an agreement with DOJ.

<b>CIP Status - SELECT from LIST</b> <i>New Project OR Modify Existing</i>	<b>Project Type - SELECT from LIST</b> <i>Renewal/Replacement OR Enhancement/New</i>
Modify Existing	Renewal/Replacement

**Operating Budget Impact:**  
Negligible increase due to truncated domes.



**Comments:**  
Public Works utilizes a Multi-Objective Decision Analysis (MODA) approach to prioritization and CIP development. The CIP prioritization tool and strategy are based on advanced asset management strategies to provide a rigorous and defensible decision-making process that enables staff to balance the costs of assets with acceptable levels of risk, while continuously delivering established levels of services. Public Works projects are evaluated and scored against capital project objectives including safety (public and staff), compliance with regulations, maintaining current service levels, improving service levels, serving new growth, promoting efficiency, and protecting the environment. This project has a MODA score of 106.5 and was ranked 11th amongst Transportation projects.

Estimated Project Cost(s)	Prior Years	FY 2026	FY 2027	FY 2028	FY 2029	FY 2030	Future	Total Cost
Planning, Design, & Engineering		20,000	20,000	20,000	20,000	20,000		\$ 100,000
Land Acquisition								\$ -
Construction		240,000	240,000	240,000	240,000	240,000		\$ 1,200,000
Equipment								\$ -
Other								\$ -
<b>Total Project Cost</b>	\$ -	\$ 260,000	\$ 260,000	\$ 260,000	\$ 260,000	\$ 260,000	\$ -	\$ 1,300,000

Project Funding	Prior Years	FY 2026	FY 2027	FY 2028	FY 2029	FY 2030	Future	Total Cost
SID Bonds								\$ -
Gas Tax Revenues		260,000	260,000	260,000	260,000	260,000		\$ 1,300,000
Street Maintenance Fees								\$ -
								\$ -
								\$ -
								\$ -
<b>Total Project Funding</b>	\$ -	\$ 260,000	\$ 260,000	\$ 260,000	\$ 260,000	\$ 260,000	\$ -	\$ 1,300,000

Department: Public Works FY26 - FY30 CIP

Project Category: (PW) Transportation Project Title: Annual Gravel Street Reconstruction

**Project Description/Location:**

In an effort to reduce the number of gravel streets within the city, Public Works has developed a program to work with neighborhoods to develop SIDs to construct streets to a maintainable city standard. The gas tax portion of this project will provide funding for corner lot subsidies and for any street component that is the City's financial responsibility that may be included in a SID for a given year. The current list of prioritized projects includes: 21st Street West from Colton Avenue to Solomon Drive, Mullowney Lane in the vicinity of Parkway Lane, Treasure Drive from Vickery Drive to Poly Drive, and Morey Street near the MDT facility and the Muzzleloader cafe.

**Justification:**

The city has many streets that are gravel. The goal of the program is to bring all streets up to maintainable, City standards. Streets are being prioritized based on requests from the property owners, interest surveys, maintenance level for our crews, need for multimodal facilities, and proximity of storm drainage. In prioritization, staff also considers the Safe Routes to School plan, whether the street is a through street or dead-end, and the need for water and/or sewer replacement. Engineering is typically done with in-house staff.

<b>CIP Status - SELECT from LIST</b> <u>New Project OR Modify Existing</u>	<b>Project Type - SELECT from LIST</b> <u>Renewal/Replacement OR Enhancement/New</u>
Modify Existing	Enhancement / New

**Operating Budget Impact:**  
Gravel streets use significant resources. This project will reduce the resources required as streets are completed.



**Comments:**  
Public Works utilizes a Multi-Objective Decision Analysis (MODA) approach to prioritization and CIP development. The CIP prioritization tool and strategy are based on advanced asset management strategies to provide a rigorous and defensible decision-making process that enables staff to balance the costs of assets with acceptable levels of risk, while continuously delivering established levels of services. Public Works projects are evaluated and scored against capital project objectives including safety (public and staff), compliance with regulations, maintaining current service levels, improving service levels, serving new growth, promoting efficiency, and protecting the environment. This project has a MODA score of 102.0 and was ranked 14th amongst Transportation projects.

Estimated Project Cost(s)	Prior Years	FY 2026	FY 2027	FY 2028	FY 2029	FY 2030	Future	Total Cost
Planning, Design, & Engineering		160,000	165,000	168,000	171,000	175,000		\$ 839,000
Land Acquisition								\$ -
Construction		1,190,000	1,210,000	1,232,000	1,257,000	1,281,000		\$ 6,170,000
Equipment								\$ -
Other								\$ -
<b>Total Project Cost</b>	\$ -	\$ 1,350,000	\$ 1,375,000	\$ 1,400,000	\$ 1,428,000	\$ 1,456,000	\$ -	\$ 7,009,000

Project Funding	Prior Years	FY 2026	FY 2027	FY 2028	FY 2029	FY 2030	Future	Total Cost
SID Bonds		550,000	565,000	582,000	600,000	618,000		\$ 2,915,000
Gas Tax Revenues								\$ -
Street Maintenance Fees		300,000	310,000	318,000	328,000	338,000		\$ 1,594,000
Water Revenue(s)		500,000	500,000	500,000	500,000	500,000		\$ 2,500,000
								\$ -
								\$ -
								\$ -
<b>Total Project Funding</b>	\$ -	\$ 1,350,000	\$ 1,375,000	\$ 1,400,000	\$ 1,428,000	\$ 1,456,000	\$ -	\$ 7,009,000


Department: Public Works FY26 - FY30 CIP

Project Category: (PW) Transportation Project Title: Annual Intersection Improvements

**Project Description/Location:**  
 This project is for the evaluation and construction of improvements to selected intersection trouble areas.

**Justification:**  
 Intersections are evaluated regularly to determine priority based on traffic counts, crash history, pedestrian counts, and other factors. While the priority of the intersections may change, the current prioritization is Grand and 56th signal, King and 24th intersection capacity improvements, WicksMain east lane addition, Central and 15th, and Colton and 24th. These intersections are a priority due to high traffic volumes and an accident history. Design and Construction management may be done in-house if staff time permits.

<b>CIP Status - SELECT from LIST</b> <i>New Project OR Modify Existing</i>	<b>Project Type - SELECT from LIST</b> <i>Renewal/Replacement OR Enhancement/New</i>
Modify Existing	Enhancement / New



**Operating Budget Impact:**  
 Negligible. Increase in power costs due to signal operation.

**Comments:**  
 Public Works utilizes a Multi-Objective Decision Analysis (MODA) approach to prioritization and CIP development. The CIP prioritization tool and strategy are based on advanced asset management strategies to provide a rigorous and defensible decision-making process that enables staff to balance the costs of assets with acceptable levels of risk, while continuously delivering established levels of services. Public Works projects are evaluated and scored against capital project objectives including safety (public and staff), compliance with regulations, maintaining current service levels, improving service levels, serving new growth, promoting efficiency, and protecting the environment. This project has a MODA score of 96.6 and was ranked 19th amongst Transportation projects.

Estimated Project Cost(s)	Prior Years	FY 2026	FY 2027	FY 2028	FY 2029	FY 2030	Future	Total Cost
Planning, Design, & Engineering		50,000	55,000	40,000	60,000	62,000		\$ 267,000
Land Acquisition								\$ -
Construction		522,000	534,000	420,000	565,000	581,000		\$ 2,622,000
Equipment								\$ -
Other								\$ -
<b>Total Project Cost</b>	\$ -	\$ 572,000	\$ 589,000	\$ 460,000	\$ 625,000	\$ 643,000	\$ -	\$ 2,889,000

Project Funding	Prior Years	FY 2026	FY 2027	FY 2028	FY 2029	FY 2030	Future	Total Cost
SID Bonds								\$ -
Gas Tax Revenues								\$ -
Street Maintenance Fees		572,000	589,000	460,000	625,000	643,000		\$ 2,889,000
								\$ -
								\$ -
								\$ -
<b>Total Project Funding</b>	\$ -	\$ 572,000	\$ 589,000	\$ 460,000	\$ 625,000	\$ 643,000	\$ -	\$ 2,889,000

Department: **Public Works** FY26 - FY30 CIP

Project Category: **(PW) Transportation** Project Title: **Annual Misc. Curb, Gutter, and Sidewalk Program**

**Project Description/Location:**

This project funds the annual replacement and infill program of the curb, gutter, and sidewalk. The project focuses on areas of missing sidewalk primarily on arterials, school routes, near parks, and where requested by citizens. Proposed project areas are generally prioritized based on Safe Routes to School Recommendations and include: South side of Grandview Drive from Spruce Street Virginia Lane, Wyoming Avenue from 24th to 25th Street, Almadin Lane, Glenhaven Drive, Tam O'Shanter Road, Kyhl Lane in front of Bitterroot School, the north side of Colton Boulevard from Sunnyview to 21st Street West, the north side of Orrel Drive from Jackson Street to Jefferson Street, 12th Street West from Yellowstone Avenue to Lewis Avenue, Yellowstone Avenue from 12th Street West to 15th Street West, 9th Street from Wyoming Avenue to Lewis Avenue, Clark Avenue from 8th Street West to 9th Street West, and Poly Drive from 21st to Hoover.

**Justification:**

Many areas of the City that have missing or severely damaged sidewalk or curb and gutter. This program allows the City to get these areas completed or repaired and is oftentimes the financial responsibility of the adjacent property owner. A safe pedestrian facility is important along city streets. Curb and gutter are typically paid for by the City if it is being replaced due to condition. Curb and gutter are important to the storm drain system and to keeping the asphalt in good condition. All work is designed and managed by internal staff.

<b>CIP Status - SELECT from LIST</b> <i>New Project OR Modify Existing</i>	<b>Project Type - SELECT from LIST</b> <i>Renewal/Replacement OR Enhancement/New</i>
Modify Existing	Enhancement / New



**Operating Budget Impact:**  
Reduced cost for storm drain maintenance when curb and gutters are replaced. Sidewalk is generally the responsibility of adjacent property owners to maintain.

**Comments:**  
Public Works utilizes a Multi-Objective Decision Analysis (MODA) approach to prioritization and CIP development. The CIP prioritization tool and strategy are based on advanced asset management strategies to provide a rigorous and defensible decision-making process that enables staff to balance the costs of assets with acceptable levels of risk, while continuously delivering established levels of services. Public Works projects are evaluated and scored against capital project objectives including safety (public and staff), compliance with regulations, maintaining current service levels, improving service levels, serving new growth, promoting efficiency, and protecting the environment. This project has a MODA score of 114.1 and was ranked 6th amongst Transportation projects.

Estimated Project Cost(s)	Prior Years	FY 2026	FY 2027	FY 2028	FY 2029	FY 2030	Future	Total Cost
Planning, Design, & Engineering		139,000	142,000	146,000	148,000	152,000		\$ 727,000
Land Acquisition								\$ -
Construction		891,000	908,000	954,000	987,000	1,018,000		\$ 4,758,000
Equipment								\$ -
Other								\$ -
<b>Total Project Cost</b>	\$ -	\$ 1,030,000	\$ 1,050,000	\$ 1,100,000	\$ 1,135,000	\$ 1,170,000	\$ -	\$ 5,485,000

Project Funding	Prior Years	FY 2026	FY 2027	FY 2028	FY 2029	FY 2030	Future	Total Cost
SID Bonds								\$ -
Gas Tax Revenues		390,000	400,000	420,000	435,000	450,000		\$ 2,095,000
Street Maintenance Fees								\$ -
Sidewalk And Curb Districts Bonds		640,000	650,000	680,000	700,000	720,000		\$ 3,390,000
								\$ -
								\$ -
								\$ -
<b>Total Project Funding</b>	\$ -	\$ 1,030,000	\$ 1,050,000	\$ 1,100,000	\$ 1,135,000	\$ 1,170,000	\$ -	\$ 5,485,000

Department: **Public Works** FY26 - FY30 CIP

Project Category: **(PW) Transportation** Project Title: **Annual PAVER Program**

**Project Description/Location:**

This annual program is responsible for crack sealing, overlay, and chip seals of various streets throughout the City. Currently, projects include:

5 year Overlay		Chip/Scrub Seal
Zimmerman Trail (Grand Ave – Poly Drive)	Monad (BBWA Canal – 24th St West)	Central Heights Sub Area
24th Street West (Central Ave – Grand Ave)	Shiloh Roundabouts (King Ave – 200 Drive)	Rimrock Road (Virginia Lane – 17th St West & Zimmerman Trl – Shiloh Road)
Gabel Road (Hesper Road – Ember Lane)	Wicks Lane (Lake Elmo – Bench Blvd)	Alkali Creek (Aronson Ave – Sun Valley Road)
Broadwater Ave (12th St West – 16th St West)	Broadwater Ave (Division – 12th St West)	Pierce Parkway (Zoo Drive – Shiloh Road)
Monad Road (24th St West – Daniel Street)	Shiloh Roundabouts (Monad Road – Grand Ave)	Briggs Sub Area
King Avenue West (24th St West – Bbwa Canal)	Gabel Road (Overland Ave – 32Nd St West)	Barnes Sub Area
Poly Drive (Rehberg Lane – 17th St West)	Grand Avenue (8th St West – 17th St West)	Oakland Sub Area
Poly Drive (Virginia Lane – N 27th Street)	Virginia Lane (Grand Ave – Rimrock Road)	Aronson Ave (Alkali Cr – Governors Blvd)
		Shiloh Road (King Ave West – Rimrock Road)
		Lewis Avenue (Division St – 8th Street West)
		Parkhill Drive (Virginia Lane – 17th Street West)
		8th Street West (Broadwater Ave – Grand Ave)
		Broadwater Sub Area
		Lampman Sub Area
		Rimview Sub Area
		Shiloh Road (Zoo Drive – King Ave W)
		Central Acres Sub Area
		Shiloh Point Sub Area
		Palisades Park Sub Area
		Lake Hills Sub Area
		N 32Nd Street (6th Ave N – Locust Street)

**Justification:**

Asphalt needs to be maintained to extend its lifespan. The City established a preventative pavement maintenance program over 30 years ago and it includes overlaying, crack sealing, and chip sealing all streets within the City. Each street is evaluated on an ongoing basis and prioritized according to its condition. Staff also considers utility work that needs to be done when scheduling the projects each year to ensure that the utility work is done before the pavement maintenance. Staff does have a 5-year plan but it fluctuates depending on if streets deteriorate at the expected rate and other factors such as utility work. The lower the condition of a street, the higher the costs are to repair it. The City's cycles for overlaying and chipsealing streets are significantly longer than best practices. In FY23, Council requested that the PAVER program be increased slowly to reduce the gap between funding and pavement preservation practices.

CIP Status - SELECT from LIST	Project Type - SELECT from LIST
<b>New Project OR Modify Existing</b>	<b>Renewal/Replacement OR Enhancement/New</b>
Modify Existing	Renewal/Replacement



**Operating Budget Impact:**

Preventative maintenance of the streets reduces the operating budget due to the lack of potholes and other maintenance items.

**Comments:**

Public Works utilizes a Multi-Objective Decision Analysis (MODA) approach to prioritization and CIP development. The CIP prioritization tool and strategy are based on advanced asset management strategies to provide a rigorous and defensible decision-making process that enables staff to balance the costs of assets with acceptable levels of risk, while continuously delivering established levels of services. Public Works projects are evaluated and scored against capital project objectives including safety (public and staff), compliance with regulations, maintaining current service levels, improving service levels, serving new growth, promoting efficiency, and protecting the environment. This project has a MODA score of 113.1 and was ranked 8th amongst Transportation projects.

Estimated Project Cost(s)	Prior Years	FY 2026	FY 2027	FY 2028	FY 2029	FY 2030	Future	Total Cost
Planning, Design, & Engineering		165,000	175,000	185,000	190,000	220,000		\$ 935,000
Land Acquisition								\$ -
Construction		4,135,000	4,525,000	5,015,000	5,510,000	6,080,000		\$ 25,265,000
Equipment								\$ -
Other								\$ -
<b>Total Project Cost</b>	\$ -	\$ 4,300,000	\$ 4,700,000	\$ 5,200,000	\$ 5,700,000	\$ 6,300,000	\$ -	\$ 26,200,000

Project Funding	Prior Years	FY 2026	FY 2027	FY 2028	FY 2029	FY 2030	Future	Total Cost
Gas Tax Revenues								\$ -
Street Maintenance Fees		4,300,000	4,700,000	5,200,000	5,700,000	6,300,000		\$ 26,200,000
								\$ -
								\$ -
								\$ -
<b>Total Project Funding</b>	\$ -	\$ 4,300,000	\$ 4,700,000	\$ 5,200,000	\$ 5,700,000	\$ 6,300,000	\$ -	\$ 26,200,000

Department: Public Works FY26 - FY30 CIP

Project Category: (PW) Transportation Project Title: Annual Pedestrian Crossings

**Project Description/Location:**

This is an annual project for enhanced pedestrian crossings throughout the City. Staff has prioritized pedestrian crossings based on a ranked project list recommended in the Safe Routes to School plans. There are approximately 70 pedestrian crossing improvement projects listed in the Safe Routes to School Plans. The 5-year list of projects anticipated are as follows: Colton Boulevard and 24th Street West, Broadwater Avenue at 5th Street West, Francis Avenue at Orchard School, multiple crossings of Jackson Street near Riverside School, crossing improvements at Zimmerman Trail, crossings of State Avenue at Jackson and Washington, and crossing improvements at Nutter Boulevard and Babcock Boulevard for Sandstone Elementary.

**Justification:**

Enhanced pedestrian crossings create a safer environment for pedestrians crossing streets than simple crosswalks do. Typically, enhanced crossings are located on school routes or areas where there is a lot of pedestrian activity with no signalized intersection nearby.

<b>CIP Status - SELECT from LIST</b> <i>New Project OR Modify Existing</i>	<b>Project Type - SELECT from LIST</b> <i>Renewal/Replacement OR Enhancement/New</i>
Modify Existing	Enhancement / New

**Operating Budget Impact:**  
Negligible impact for O&M especially when solar power is used.

**Comments:**  
Public Works utilizes a Multi-Objective Decision Analysis (MODA) approach to prioritization and CIP development. The CIP prioritization tool and strategy are based on advanced asset management strategies to provide a rigorous and defensible decision-making process that enables staff to balance the costs of assets with acceptable levels of risk, while continuously delivering established levels of services. Public Works projects are evaluated and scored against capital project objectives including safety (public and staff), compliance with regulations, maintaining current service levels, improving service levels, serving new growth, promoting efficiency, and protecting the environment. This project has a MODA score of 88.4 and was ranked 20th amongst Transportation projects.



Estimated Project Cost(s)	Prior Years	FY 2026	FY 2027	FY 2028	FY 2029	FY 2030	Future	Total Cost
Planning, Design, & Engineering		6,000	6,000	6,000	6,000	6,000		\$ 30,000
Land Acquisition								\$ -
Construction		104,000	109,000	114,000	119,000	123,000		\$ 569,000
Equipment								\$ -
Other								\$ -
<b>Total Project Cost</b>	\$ -	\$ 110,000	\$ 115,000	\$ 120,000	\$ 125,000	\$ 129,000	\$ -	\$ 599,000

Project Funding	Prior Years	FY 2026	FY 2027	FY 2028	FY 2029	FY 2030	Future	Total Cost
SID Bonds								\$ -
Gas Tax Revenues		110,000	115,000	120,000	125,000	129,000		\$ 599,000
Street Maintenance Fees								\$ -
								\$ -
								\$ -
<b>Total Project Funding</b>	\$ -	\$ 110,000	\$ 115,000	\$ 120,000	\$ 125,000	\$ 129,000	\$ -	\$ 599,000

<b>Department:</b> <u>Public Works</u>		<b>FY26 - FY30 CIP</b>						
<b>Project Category:</b> <u>(PW) Transportation</u>		<b>Project Title: <u>Annual SIDs</u></b>						
<b>Project Description/Location:</b> Annual amount used for any SIDs that neighborhoods bring forward. The gas tax portion of this project will provide funding for corner lot subsidies and for any street component that is the City's financial responsibility that may be included in an SID for a given year.								
<b>Justification:</b> The use of SIDs is an important and necessary method of constructing improvements in existing developed neighborhoods and business districts, as well as in new residential and commercial subdivisions. Bonds are sold to finance the improvements and charged back to the property owners that benefit from the improvements over a period of time. Engineering is typically done with in-house staff. These projects are initiated/requested by property owners and typically for new streets and other infrastructure.								
<b>CIP Status - SELECT from LIST</b> <u>New Project OR Modify Existing</u>  Modify Existing		<b>Project Type - SELECT from LIST</b> <u>Renewal/Replacement OR Enhancement/New</u>  Enhancement / New						
<b>Operating Budget Impact:</b> Most of the improvements that are constructed under this project did not exist before the project so the operations cost will increase to cover regular maintenance activities such as sweeping, sanding, and plowing.								
<b>Comments:</b> Public Works utilizes a Multi-Objective Decision Analysis (MODA) approach to prioritization and CIP development. The CIP prioritization tool and strategy are based on advanced asset management strategies to provide a rigorous and defensible decision-making process that enables staff to balance the costs of assets with acceptable levels of risk, while continuously delivering established levels of services. Public Works projects are evaluated and scored against capital project objectives including safety (public and staff), compliance with regulations, maintaining current service levels, improving service levels, serving new growth, promoting efficiency, and protecting the environment. This project is community-driven and is not ranked.								
<b>Estimated Project Cost(s)</b>	<b>Prior Years</b>	<b>FY 2026</b>	<b>FY 2027</b>	<b>FY 2028</b>	<b>FY 2029</b>	<b>FY 2030</b>	<b>Future</b>	<b>Total Cost</b>
Planning, Design, & Engineering		100,000	100,000	100,000	100,000	100,000		\$ 500,000
Land Acquisition								\$ -
Construction		950,000	950,000	950,000	950,000	950,000		\$ 4,750,000
Equipment								\$ -
Other								\$ -
<b>Total Project Cost</b>	<b>\$ -</b>	<b>\$ 1,050,000</b>	<b>\$ 1,050,000</b>	<b>\$ 1,050,000</b>	<b>\$ 1,050,000</b>	<b>\$ 1,050,000</b>	<b>\$ -</b>	<b>\$ 5,250,000</b>
<b>Project Funding</b>	<b>Prior Years</b>	<b>FY 2026</b>	<b>FY 2027</b>	<b>FY 2028</b>	<b>FY 2029</b>	<b>FY 2030</b>	<b>Future</b>	<b>Total Cost</b>
SID Bonds		1,000,000	1,000,000	1,000,000	1,000,000	1,000,000		\$ 5,000,000
Gas Tax Revenues		50,000	50,000	50,000	50,000	50,000		\$ 250,000
Street Maintenance Fees								\$ -
								\$ -
								\$ -
								\$ -
<b>Total Project Funding</b>	<b>\$ -</b>	<b>\$ 1,050,000</b>	<b>\$ 1,050,000</b>	<b>\$ 1,050,000</b>	<b>\$ 1,050,000</b>	<b>\$ 1,050,000</b>	<b>\$ -</b>	<b>\$ 5,250,000</b>

<b>Department:</b>	<b>Public Works</b>	<b>FY26 - FY30 CIP</b>
<b>Project Category:</b>	<b>(PW) Transportation</b>	<b>Project Title: Annual SRTS (Non-sidewalk)</b>

**Project Description/Location:**  
This project will install various pedestrian and traffic safety countermeasures along the routes to the 22 Billings elementary schools. These could be crossing treatments, street treatments, signs and markings, signals and other methods to reduce traffic and pedestrian issues.

**Justification:**  
The Billings Safe Routes to School Plan Update ("the Plan") identifies projects that will create walking routes for all 22 public elementary schools in Billings. Many of the projects identified in the Plan are sidewalks that will be completed under the the Miscellaneous Curb, Gutter, and Sidewalk Program. This funding will enable staff to complete the non-sidewalk projects identified in the Plan. This annual project was requested by Council in FY23.

<b>CIP Status - SELECT from LIST</b> <u>New Project OR Modify Existing</u>	<b>Project Type - SELECT from LIST</b> <u>Renewal/Replacement OR Enhancement/New</u>
Modify Existing	Enhancement / New



**Operating Budget Impact:**  
Additional facilities such as lane markings, curb painting, signage and signalization will require incremental increases in O&M.

**Comments:**  
Public Works utilizes a Multi-Objective Decision Analysis (MODA) approach to prioritization and CIP development. The CIP prioritization tool and strategy is based on advanced asset management strategies to provide a rigorous and defensible decision-making process that enables staff to balance the costs of assets with acceptable levels of risk, while continuously delivering established levels of services. Public Works projects are evaluated and scored against capital project objectives including safety (public and staff), compliance with regulations, maintaining current service levels, improving service level, serving new growth, promoting efficiency, and protecting the environment. This project has a MODA score of 97.6 and was ranked 18th amongst Transportation projects.

Estimated Project Cost(s)	Prior Years	FY 2026	FY 2027	FY 2028	FY 2029	FY 2030	Future	Total Cost
Planning, Design, & Engineering		75,000	75,000	75,000	75,000	75,000		\$ 375,000
Land Acquisition								\$ -
Construction		625,000	625,000	625,000	625,000	625,000		\$ 3,125,000
Equipment								\$ -
Other								\$ -
<b>Total Project Cost</b>	\$ -	\$ 700,000	\$ 700,000	\$ 700,000	\$ 700,000	\$ 700,000	\$ -	\$ 3,500,000

Project Funding	Prior Years	FY 2026	FY 2027	FY 2028	FY 2029	FY 2030	Future	Total Cost
SID Bonds								\$ -
Gas Tax Revenues		700,000	700,000	700,000	700,000	700,000		\$ 3,500,000
Street Maintenance Fees								\$ -
								\$ -
								\$ -
								\$ -
<b>Total Project Funding</b>	\$ -	\$ 700,000	\$ 700,000	\$ 700,000	\$ 700,000	\$ 700,000	\$ -	\$ 3,500,000

Department: Public Works FY26 - FY30 CIP

Project Category: (PW) Transportation Project Title: Annual Street Reconstruction

**Project Description/Location:**

In an effort to reduce the number of non-maintainable streets within the City, Public Works has developed a program to work with neighborhoods to develop projects to construct or reconstruct streets. The gas tax portion of this project will provide funding for corner lot subsidies and for any street component that is the City's financial responsibility such as existing curb and gutter or asphalt. Adjacent property assessments will cover the cost of additional asphalt, new curb and gutter, sidewalk, or other associated improvements that do not exist. The non-maintainable street projects are prioritized based on pavement condition, traffic volumes, whether the street is a through-street or dead-end, and resident requests. Furthermore, these projects are evaluated with stormwater, water replacement and sewer replacement in mind. The following projects are anticipated based on prioritization: South 12th Street West from Central Avenue to the alley north of Kalmar Driver, 11th Avenue South from South 27th Street to South 29th Street, Florine Lane from Central Avenue to Rhea Lane, Washington Street from King Avenue to McDougall Drive, and Boulder Avenue from Rehberg Lane to 32nd Street West.

**Justification:**

The city has many streets that have never been constructed to a maintainable standard. The goal of the program is to bring all streets up to maintainable, City standards. Streets are being prioritized based on requests from the property owners, maintenance level for our crews, and proximity of storm drainage. Engineering is typically done with in-house staff.

<b>CIP Status - SELECT from LIST</b> <u>New Project OR Modify Existing</u>	<b>Project Type - SELECT from LIST</b> <u>Renewal/Replacement OR Enhancement/New</u>
Modify Existing	Enhancement / New



**Operating Budget Impact:**  
Non-maintainable streets use significant resources. This project will reduce the resources required as streets are completed.

**Comments:**  
Public Works utilizes a Multi-Objective Decision Analysis (MODA) approach to prioritization and CIP development. The CIP prioritization tool and strategy are based on advanced asset management strategies to provide a rigorous and defensible decision-making process that enables staff to balance the costs of assets with acceptable levels of risk, while continuously delivering established levels of services. Public Works projects are evaluated and scored against capital project objectives including safety (public and staff), compliance with regulations, maintaining current service levels, improving service levels, serving new growth, promoting efficiency, and protecting the environment. This project has a MODA score of 119.9 and was ranked 3rd amongst Transportation projects.

Estimated Project Cost(s)	Prior Years	FY 2026	FY 2027	FY 2028	FY 2029	FY 2030	Future	Total Cost
Planning, Design, & Engineering		402,000	414,000	426,000	439,000	452,500		\$ 2,133,500
Land Acquisition								\$ -
Construction		2,278,000	2,346,000	2,416,000	2,488,000	2,562,500		\$ 12,090,500
Equipment								\$ -
Other								\$ -
<b>Total Project Cost</b>	\$ -	\$ 2,680,000	\$ 2,760,000	\$ 2,842,000	\$ 2,927,000	\$ 3,015,000	\$ -	\$ 14,224,000

Project Funding	Prior Years	FY 2026	FY 2027	FY 2028	FY 2029	FY 2030	Future	Total Cost
SID Bonds								\$ -
Gas Tax Revenues								\$ -
Street Maintenance Fees		1,400,000	1,450,000	1,500,000	1,560,000	1,610,000		\$ 7,520,000
Sidewalk And Curb Districts Bonds		780,000	810,000	842,000	867,000	905,000		\$ 4,204,000
Water Revenue(s)		500,000	500,000	500,000	500,000	500,000		\$ 2,500,000
								\$ -
								\$ -
<b>Total Project Funding</b>	\$ -	\$ 2,680,000	\$ 2,760,000	\$ 2,842,000	\$ 2,927,000	\$ 3,015,000	\$ -	\$ 14,224,000

<b>Department:</b>	<b>Public Works</b>	<b>FY26 - FY30 CIP</b>
<b>Project Category:</b>	<b>(PW) Transportation</b>	<b>Project Title: Annual Traffic Calming</b>

**Project Description/Location:**  
 There are areas of the City that experience consistent speeding of traffic through the neighborhoods. This project would install traffic calming measures in those neighborhoods.

**Justification:**  
 Traffic Calming measures provide additional safety and livability throughout the City of Billings residential areas. There are many types of traffic calming measures including speed humps, raised crosswalks, traffic circles, bulb-outs, reduced lane width, and median islands. The work will be prioritized by City staff according to the severity of the problem. This annual project was requested by Council in FY23 and will require rate increases to fund the program.

<b>CIP Status - SELECT from LIST</b> <u>New Project OR Modify Existing</u>	<b>Project Type - SELECT from LIST</b> <u>Renewal/Replacement OR Enhancement/New</u>
Modify Existing	Enhancement / New



**Operating Budget Impact:**  
 Additional facilities such as lane markings, curb painting, signage, and signalization will require incremental increases in O&M.

**Comments:**  
 Public Works utilizes a Multi-Objective Decision Analysis (MODA) approach to prioritization and CIP development. The CIP prioritization tool and strategy are based on advanced asset management strategies to provide a rigorous and defensible decision-making process that enables staff to balance the costs of assets with acceptable levels of risk, while continuously delivering established levels of services. Public Works projects are evaluated and scored against capital project objectives including safety (public and staff), compliance with regulations, maintaining current service levels, improving service levels, serving new growth, promoting efficiency, and protecting the environment. This project has a MODA score of 87.6 and was ranked 23rd amongst Transportation projects.

Estimated Project Cost(s)	Prior Years	FY 2026	FY 2027	FY 2028	FY 2029	FY 2030	Future	Total Cost
Planning, Design, & Engineering								\$ -
Land Acquisition								\$ -
Construction		150,000	200,000	250,000	250,000	250,000		\$ 1,100,000
Equipment								\$ -
Other								\$ -
<b>Total Project Cost</b>	\$ -	\$ 150,000	\$ 200,000	\$ 250,000	\$ 250,000	\$ 250,000	\$ -	\$ 1,100,000

Project Funding	Prior Years	FY 2026	FY 2027	FY 2028	FY 2029	FY 2030	Future	Total Cost
SID Bonds								\$ -
Gas Tax Revenues		150,000	200,000	250,000	250,000	250,000		\$ 1,100,000
Street Maintenance Fees								\$ -
								\$ -
								\$ -
								\$ -
<b>Total Project Funding</b>	\$ -	\$ 150,000	\$ 200,000	\$ 250,000	\$ 250,000	\$ 250,000	\$ -	\$ 1,100,000

Department: Public Works FY26 - FY30 CIP

Project Category: (PW) Transportation Project Title: Annual Travel Corridor Coordination

**Project Description/Location:**

This project is to make improvements to corridors within the city that only require minor infrastructure modifications. Currently anticipated projects include Division Avenue signal coordination between 6th Avenue North and Montana Avenue, Grand Avenue signal efficiency improvements from Zimmerman to Division, and 32nd Street West signal timing improvements from King Avenue West to Rimrock Road.

**Justification:**

There are opportunities within the existing traffic roadway network to improve efficiencies. This project is intended to identify and implement these improvements with small capital investment. Examples include retiming signal corridors, installing left turn arrows, and restriping lanes. Engineering will be done internally within Public Works.

<b>CIP Status - SELECT from LIST</b> <i>New Project OR Modify Existing</i>	<b>Project Type - SELECT from LIST</b> <i>Renewal/Replacement OR Enhancement/New</i>
Modify Existing	Enhancement / New




**Operating Budget Impact:**  
None.


**Comments:**  
Public Works utilizes a Multi-Objective Decision Analysis (MODA) approach to prioritization and CIP development. The CIP prioritization tool and strategy are based on advanced asset management strategies to provide a rigorous and defensible decision-making process that enables staff to balance the costs of assets with acceptable levels of risk, while continuously delivering established levels of services. Public Works projects are evaluated and scored against capital project objectives including safety (public and staff), compliance with regulations, maintaining current service levels, improving service levels, serving new growth, promoting efficiency, and protecting the environment. This project has a MODA score of 109.6 and was ranked 9th amongst Transportation projects.



Estimated Project Cost(s)	Prior Years	FY 2026	FY 2027	FY 2028	FY 2029	FY 2030	Future	Total Cost
Planning, Design, & Engineering								\$ -
Land Acquisition								\$ -
Construction		56,000	58,000	61,000	63,000	65,000		\$ 303,000
Equipment								\$ -
Other								\$ -
<b>Total Project Cost</b>	\$ -	\$ 56,000	\$ 58,000	\$ 61,000	\$ 63,000	\$ 65,000	\$ -	\$ 303,000

Project Funding	Prior Years	FY 2026	FY 2027	FY 2028	FY 2029	FY 2030	Future	Total Cost
SID Bonds								\$ -
Gas Tax Revenues								\$ -
Street Maintenance Fees		56,000	58,000	61,000	63,000	65,000		\$ 303,000
								\$ -
								\$ -
								\$ -
<b>Total Project Funding</b>	\$ -	\$ 56,000	\$ 58,000	\$ 61,000	\$ 63,000	\$ 65,000	\$ -	\$ 303,000

<b>Department:</b> <u>Public Works</u>		<b>FY26 - FY30 CIP</b>						
<b>Project Category:</b> <u>(PW) Transportation</u>		<b>Project Title:</b> <u>Daniels Street - King Ave to Industrial Ave</u>						
<b>Project Description/Location:</b> This project will reconstruct Daniels Street from King Avenue to Industrial Avenue to an arterial, complete street standard.								
<b>Justification:</b> This project will reconstruct and add storm drain to Daniels Street and increase safety, particularly on the edges that have steep embankments. Most of this street has no sidewalk, shoulder or turn lanes. A large portion of the street is used by heavy truck traffic and experiences rutting and poor access control. Intersection alignment and safety will be improved at the King Avenue corner/intersection.								
<b>CIP Status - SELECT from LIST</b> <u>New Project OR Modify Existing</u>  Modify Existing		<b>Project Type - SELECT from LIST</b> <u>Renewal/Replacement OR Enhancement/New</u>  Enhancement / New						
<b>Operating Budget Impact:</b> Reconstruction of the road will decrease O&M associated with aging asphalt. The widening of the road will increase O&M for maintenance activities like sweeping and plowing.								
<b>Comments:</b> Public Works utilizes a Multi-Objective Decision Analysis (MODA) approach to prioritization and CIP development. The CIP prioritization tool and strategy are based on advanced asset management strategies to provide a rigorous and defensible decision-making process that enables staff to balance the costs of assets with acceptable levels of risk, while continuously delivering established levels of services. Public Works projects are evaluated and scored against capital project objectives including safety (public and staff), compliance with regulations, maintaining current service levels, improving service levels, serving new growth, promoting efficiency, and protecting the environment. This project has a MODA score of 104.9 and was ranked 12th amongst Transportation projects.								
<b>Estimated Project Cost(s)</b>	<b>Prior Years</b>	<b>FY 2026</b>	<b>FY 2027</b>	<b>FY 2028</b>	<b>FY 2029</b>	<b>FY 2030</b>	<b>Future</b>	<b>Total Cost</b>
Planning, Design, & Engineering					700,000			\$ 700,000
Land Acquisition								\$ -
Construction						6,600,000		\$ 6,600,000
Equipment								\$ -
Other								\$ -
<b>Total Project Cost</b>	<b>\$ -</b>	<b>\$ -</b>	<b>\$ -</b>	<b>\$ -</b>	<b>\$ 700,000</b>	<b>\$ 6,600,000</b>	<b>\$ -</b>	<b>\$ 7,300,000</b>
<b>Project Funding</b>	<b>Prior Years</b>	<b>FY 2026</b>	<b>FY 2027</b>	<b>FY 2028</b>	<b>FY 2029</b>	<b>FY 2030</b>	<b>Future</b>	<b>Total Cost</b>
SID Bonds								\$ -
Gas Tax Revenues					700,000	4,600,000		\$ 5,300,000
Street Maintenance Fees						2,000,000		\$ 2,000,000
								\$ -
								\$ -
								\$ -
<b>Total Project Funding</b>	<b>\$ -</b>	<b>\$ -</b>	<b>\$ -</b>	<b>\$ -</b>	<b>\$ 700,000</b>	<b>\$ 6,600,000</b>	<b>\$ -</b>	<b>\$ 7,300,000</b>

<b>Department:</b> <u>Public Works</u>		<b>FY26 - FY30 CIP</b>						
<b>Project Category:</b> <u>(PW) Transportation</u>		<b>Project Title:</b> <u>Elysian Road - South Frontage Road to Annafeld Roundabout</u>						
<b>Project Description/Location:</b> This project funds the completion of Elysian Road from South Frontage Road to the Annafeld Roundabout and East Lane north of Elysian Road to the South Frontage Road.								
<b>Justification:</b> This is a fast-growing area of the City, with recently annexed land along and adjacent to the remaining portion of Elysian Lane to be improved. A portion of the road is located along the frontage of Elysian School, a rapidly growing school. The project would likely be constructed by SID and utilize previous developer contributions and Waivers. Elysian Road and East Lane is an old 24-foot wide County road with narrow shoulders and increasing traffic.								
<b>CIP Status - SELECT from LIST</b> <u>New Project OR Modify Existing</u>  New Project		<b>Project Type - SELECT from LIST</b> <u>Renewal/Replacement OR Enhancement/New</u>  Renewal/Replacement						
<b>Operating Budget Impact:</b> The reconstruction of Elysian Road will decrease the ongoing maintenance associated with aging asphalt but will increase maintenance associated with sweeping, additional signage, paint striping, and plowing.								
<b>Comments:</b> Public Works utilizes a Multi-Objective Decision Analysis (MODA) approach to prioritization and CIP development. The CIP prioritization tool and strategy are based on advanced asset management strategies to provide a rigorous and defensible decision-making process that enables staff to balance the costs of assets with acceptable levels of risk, while continuously delivering established levels of services. Public Works projects are evaluated and scored against capital project objectives including safety (public and staff), compliance with regulations, maintaining current service levels, improving service levels, serving new growth, promoting efficiency, and protecting the environment. This project has a MODA score of 102.2 and was ranked 13th amongst Transportation projects.								
<b>Estimated Project Cost(s)</b>	<b>Prior Years</b>	<b>FY 2026</b>	<b>FY 2027</b>	<b>FY 2028</b>	<b>FY 2029</b>	<b>FY 2030</b>	<b>Future</b>	<b>Total Cost</b>
Planning, Design, & Engineering						700,000		\$ 700,000
Land Acquisition								\$ -
Construction							6,500,000	\$ 6,500,000
Equipment								\$ -
Other								\$ -
<b>Total Project Cost</b>	<b>\$ -</b>	<b>\$ -</b>	<b>\$ -</b>	<b>\$ -</b>	<b>\$ -</b>	<b>\$ 700,000</b>	<b>\$ 6,500,000</b>	<b>\$ 7,200,000</b>
<b>Project Funding</b>	<b>Prior Years</b>	<b>FY 2026</b>	<b>FY 2027</b>	<b>FY 2028</b>	<b>FY 2029</b>	<b>FY 2030</b>	<b>Future</b>	<b>Total Cost</b>
SID Bonds								\$ -
Urban Funds (State of MT)								\$ -
Street Maintenance Fees								\$ -
Gas Tax Revenues						700,000	6,500,000	\$ 7,200,000
								\$ -
								\$ -
								\$ -
<b>Total Project Funding</b>	<b>\$ -</b>	<b>\$ -</b>	<b>\$ -</b>	<b>\$ -</b>	<b>\$ -</b>	<b>\$ 700,000</b>	<b>\$ 6,500,000</b>	<b>\$ 7,200,000</b>

<b>Department:</b>	<b>Public Works</b>	<b>FY26 - FY30 CIP</b>
<b>Project Category:</b>	<b>(PW) Transportation</b>	<b>Project Title: Grand Avenue - 43rd Street West to 62nd Street West</b>

**Project Description/Location:**  
 This project completes improvements to Grand Avenue to an arterial standard including multi-modal elements and a traffic signal at 56th Street West.

**Justification:**  
 Portions of Grand Avenue exist as a two-lane county road section in a fast-growing area of the City. This project completes Grand Avenue to arterial standards where the street has not been constructed, particularly between 43rd Street West and 52nd Street West, as well as the section between 58th Street West and 62nd Street West. This project will require significant right-of-way acquisition. Increasing traffic levels and the inability to separate left turn lanes are major safety concerns, particularly east of 48th Street West. This project will be funded by Urban Funds and a small amount of developer contributions that have previously been collected. Urban funds are state funds available at a certain amount each year from the State of Montana for specific uses to be used for major transportation projects and refining City and County Planning projects. The City is not planning on using City funds for this project.

<b>CIP Status - SELECT from LIST</b>  New Project OR Modify Existing  0	<b>Project Type - SELECT from LIST</b>  Renewal/Replacement OR Enhancement/New  Renewal/Replacement
---	---




**Operating Budget Impact:**  
 The asphalt on Grand Avenue is deteriorating which causes additional resources to maintain. New asphalt will reduce regular maintenance but additional pavement will require negligible increases in O&M for plowing, sanding, and replacement eventually.


**Comments:**  
 Public Works utilizes a Multi-Objective Decision Analysis (MODA) approach to prioritization and CIP development. This project has a MODA score of 86.1 and was ranked 24th amongst Transportation projects.




Estimated Project Cost(s)	Prior Years	FY 2026	FY 2027	FY 2028	FY 2029	FY 2030	Future	Total Cost
Planning, Design, & Engineering								\$ -
Land Acquisition		600,000						\$ 600,000
Construction			24,500,000					\$ 24,500,000
Equipment								\$ -
Other								\$ -
<b>Total Project Cost</b>	<b>\$ -</b>	<b>\$ 600,000</b>	<b>\$ 24,500,000</b>	<b>\$ -</b>	<b>\$ -</b>	<b>\$ -</b>	<b>\$ -</b>	<b>\$ 25,100,000</b>

Project Funding	Prior Years	FY 2026	FY 2027	FY 2028	FY 2029	FY 2030	Future	Total Cost
SID Bonds								\$ -
Gas Tax Revenues								\$ -
Street Maintenance Fees								\$ -
Developer Contributions - PW's Gas Tax			185,000					\$ 185,000
Urban Funds (State of MT)		600,000	24,315,000					\$ 24,915,000
								\$ -
								\$ -
<b>Total Project Funding</b>	<b>\$ -</b>	<b>\$ 600,000</b>	<b>\$ 24,500,000</b>	<b>\$ -</b>	<b>\$ -</b>	<b>\$ -</b>	<b>\$ -</b>	<b>\$ 25,100,000</b>

<b>Department:</b> <i>Public Works</i>		<b>FY26 - FY30 CIP</b>						
<b>Project Category:</b> <i>(PW) Transportation</i>		<b>Project Title:</b> <i>Monad Road -Daniels Street To Moore Lane</i>						
<b>Project Description/Location:</b> This project will reconstruct Monad Road from Daniels Street to Moore Lane to improve it to a collector, complete street standard.								
<b>Justification:</b> This project will reconstruct and add storm drain along Monad Road and increase safety, particularly on the east end toward Moore Lane. Most of this street has no sidewalks, turn lanes, or shoulders. A large portion of the street is used by heavy truck traffic and experiences rutting. Intersection alignment and safety will be improved.								
<b>CIP Status - SELECT from LIST</b> <u>New Project OR Modify Existing</u>  Modify Existing		<b>Project Type - SELECT from LIST</b> <u>Renewal/Replacement OR Enhancement/New</u>  Renewal/Replacement						
<b>Operating Budget Impact:</b> Reconstruction of the road will decrease O&M associated with aging asphalt. The widening of the road will increase O&M for maintenance activities like sweeping and plowing.								
<b>Comments:</b> Public Works utilizes a Multi-Objective Decision Analysis (MODA) approach to prioritization and CIP development. The CIP prioritization tool and strategy are based on advanced asset management strategies to provide a rigorous and defensible decision-making process that enables staff to balance the costs of assets with acceptable levels of risk, while continuously delivering established levels of services. Public Works projects are evaluated and scored against capital project objectives including safety (public and staff), compliance with regulations, maintaining current service levels, improving service levels, serving new growth, promoting efficiency, and protecting the environment. This project has a MODA score of 117.9 and was ranked 4th amongst Transportation projects.								
<b>Estimated Project Cost(s)</b>	<b>Prior Years</b>	<b>FY 2026</b>	<b>FY 2027</b>	<b>FY 2028</b>	<b>FY 2029</b>	<b>FY 2030</b>	<b>Future</b>	<b>Total Cost</b>
Planning, Design, & Engineering		660,000						\$ 660,000
Land Acquisition								\$ -
Construction			5,310,000					\$ 5,310,000
Equipment								\$ -
Other								\$ -
<b>Total Project Cost</b>	<b>\$ -</b>	<b>\$ 660,000</b>	<b>\$ 5,310,000</b>	<b>\$ -</b>	<b>\$ -</b>	<b>\$ -</b>	<b>\$ -</b>	<b>\$ 5,970,000</b>
<b>Project Funding</b>	<b>Prior Years</b>	<b>FY 2026</b>	<b>FY 2027</b>	<b>FY 2028</b>	<b>FY 2029</b>	<b>FY 2030</b>	<b>Future</b>	<b>Total Cost</b>
SID Bonds								\$ -
Gas Tax Revenues								\$ -
Street Maintenance Fees		485,000	4,165,000					\$ 4,650,000
Storm Assessments		90,000	425,000					\$ 515,000
Water Revenue(s)		85,000	720,000					\$ 805,000
								\$ -
								\$ -
<b>Total Project Funding</b>	<b>\$ -</b>	<b>\$ 660,000</b>	<b>\$ 5,310,000</b>	<b>\$ -</b>	<b>\$ -</b>	<b>\$ -</b>	<b>\$ -</b>	<b>\$ 5,970,000</b>

<b>Department:</b> <u>Public Works</u>		<b>FY26 - FY30 CIP</b>						
<b>Project Category:</b> <u>(PW) Transportation</u>		<b>Project Title: <u>Rimrock Road Improvements - 54th to 62nd</u></b>						
<b>Project Description/Location:</b> This project will reconstruct Rimrock Road from 54th Street West to 62nd Street West to full arterial, complete streets standards.								
<b>Justification:</b> Rimrock Road from 54th Street West to 62nd Street has seen greatly increased use over the past decade since development has occurred on the far west end of Billings. This project is the first part of a larger two-section goal to improve Rimrock Road from Clearview Drive to 62nd Street West. The goal of this larger project is to replace deteriorating pavement, increase safety on the narrow two-lane road section, and install multi-modal facilities.								
<b>CIP Status - SELECT from LIST</b> <u>New Project OR Modify Existing</u>  New Project		<b>Project Type - SELECT from LIST</b> <u>Renewal/Replacement OR Enhancement/New</u>  Enhancement / New						
<b>Operating Budget Impact:</b> Reconstruction of the road will decrease O&M associated with aging asphalt. The widening of the road will increase O&M for maintenance activities like sweeping and plowing. PW will maintain the multiuse path but adjacent property owners will be responsible for maintenance of the sidewalk.								
<b>Comments:</b> Public Works utilizes a Multi-Objective Decision Analysis (MODA) approach to prioritization and CIP development. The CIP prioritization tool and strategy are based on advanced asset management strategies to provide a rigorous and defensible decision-making process that enables staff to balance the costs of assets with acceptable levels of risk, while continuously delivering established levels of services. Public Works projects are evaluated and scored against capital project objectives including safety (public and staff), compliance with regulations, maintaining current service levels, improving service levels, serving new growth, promoting efficiency, and protecting the environment. This project has a MODA score of 131.4 and was ranked 1st amongst Transportation projects.								
<b>Estimated Project Cost(s)</b>	<b>Prior Years</b>	<b>FY 2026</b>	<b>FY 2027</b>	<b>FY 2028</b>	<b>FY 2029</b>	<b>FY 2030</b>	<b>Future</b>	<b>Total Cost</b>
Planning, Design, & Engineering	600,000	400,000						\$ 1,000,000
Land Acquisition								\$ -
Construction		9,635,000						\$ 9,635,000
Equipment								\$ -
Other								\$ -
<b>Total Project Cost</b>	<b>\$ 600,000</b>	<b>\$ 10,035,000</b>	<b>\$ -</b>	<b>\$ -</b>	<b>\$ -</b>	<b>\$ -</b>	<b>\$ -</b>	<b>\$ 10,635,000</b>
<b>Project Funding</b>	<b>Prior Years</b>	<b>FY 2026</b>	<b>FY 2027</b>	<b>FY 2028</b>	<b>FY 2029</b>	<b>FY 2030</b>	<b>Future</b>	<b>Total Cost</b>
SID Bonds								\$ -
Gas Tax Revenues	600,000	5,635,000						\$ 6,235,000
Street Maintenance Fees								\$ -
Developer Contributions - PW's Gas Tax		500,000						\$ 500,000
Storm Assessments		65,000						\$ 65,000
Revenue Bonds - Storm		3,835,000						\$ 3,835,000
								\$ -
<b>Total Project Funding</b>	<b>\$ 600,000</b>	<b>\$ 10,035,000</b>	<b>\$ -</b>	<b>\$ -</b>	<b>\$ -</b>	<b>\$ -</b>	<b>\$ -</b>	<b>\$ 10,635,000</b>

<b>Department:</b> <i>Public Works</i>		<b>FY26 - FY30 CIP</b>						
<b>Project Category:</b> <i>(PW) Transportation</i>		<b>Project Title: <i>Rimrock Road Improvements - Clearview Drive to 54th Street</i></b>						
<b>Project Description/Location:</b> This project will reconstruct Rimrock Road from Clearview Drive to 54th Street West to full arterial, complete streets standards.								
<b>Justification:</b> Rimrock Road from Clearview Drive to 54th Street West has seen greatly increased use over the past decade since development has occurred on the far west end of Billings. This project is the second part of a larger two-section goal to improve Rimrock Road from Clearview Drive to 62nd Street West. The goal of this larger project is to replace deteriorating pavement, increase safety on the narrow two-lane road section, and install multi-modal facilities.								
<b>CIP Status - SELECT from LIST</b> <i>New Project OR Modify Existing</i>		<b>Project Type - SELECT from LIST</b> <i>Renewal/Replacement OR Enhancement/New</i>						
New Project		Enhancement / New						
<b>Operating Budget Impact:</b> Reconstruction of the road will decrease O&M associated with aging asphalt. The widening of the road will increase O&M for maintenance activities like sweeping and plowing. PW will maintain the multiuse path but adjacent property owners will be responsible for maintenance of the sidewalk.								
<b>Comments:</b> Public Works utilizes a Multi-Objective Decision Analysis (MODA) approach to prioritization and CIP development. The CIP prioritization tool and strategy are based on advanced asset management strategies to provide a rigorous and defensible decision-making process that enables staff to balance the costs of assets with acceptable levels of risk, while continuously delivering established levels of services. Public Works projects are evaluated and scored against capital project objectives including safety (public and staff), compliance with regulations, maintaining current service levels, improving service levels, serving new growth, promoting efficiency, and protecting the environment. This project has a MODA score of 130.0 and was ranked 2nd amongst Transportation projects.								
<b>Estimated Project Cost(s)</b>	<b>Prior Years</b>	<b>FY 2026</b>	<b>FY 2027</b>	<b>FY 2028</b>	<b>FY 2029</b>	<b>FY 2030</b>	<b>Future</b>	<b>Total Cost</b>
Planning, Design, & Engineering		475,000						\$ 475,000
Land Acquisition								\$ -
Construction			4,403,000					\$ 4,403,000
Equipment								\$ -
Other								\$ -
<b>Total Project Cost</b>	<b>\$ -</b>	<b>\$ 475,000</b>	<b>\$ 4,403,000</b>	<b>\$ -</b>	<b>\$ -</b>	<b>\$ -</b>	<b>\$ -</b>	<b>\$ 4,878,000</b>
<b>Project Funding</b>	<b>Prior Years</b>	<b>FY 2026</b>	<b>FY 2027</b>	<b>FY 2028</b>	<b>FY 2029</b>	<b>FY 2030</b>	<b>Future</b>	<b>Total Cost</b>
SID Bonds								\$ -
Gas Tax Revenues		375,000	3,368,000					\$ 3,743,000
Street Maintenance Fees								\$ -
Developer Contributions - PW's Gas Tax			35,000					\$ 35,000
Storm Assessments		100,000	-					\$ 100,000
Revenue Bonds - Storm			1,000,000					\$ 1,000,000
								\$ -
<b>Total Project Funding</b>	<b>\$ -</b>	<b>\$ 475,000</b>	<b>\$ 4,403,000</b>	<b>\$ -</b>	<b>\$ -</b>	<b>\$ -</b>	<b>\$ -</b>	<b>\$ 4,878,000</b>

<b>Department:</b>	<b>Public Works</b>	<b>FY26 - FY30 CIP</b>
<b>Project Category:</b>	<b>(PW) Transportation</b>	<b>Project Title: <u>Transportation Community Change Grant</u></b>

**Project Description/Location:**  
 This project will construct the following improvements: bicycle infrastructure on 3rd Ave N from N 22nd to Exposition Drive, N 13th St from 6th Ave N to 1st Ave N, and N 20th St from 6th Ave N to 1st Ave N; a road diet and multi-use trail on 6th Ave N between Exposition Drive and N 13th St; missing sidewalk within the EBURD district; and ADA improvements within the EBURD district.

**Justification:**  
 The City of Billings and the Billings Industrial Revitalization District (BIRD) are seeking a Community Change Grant to construct various improvements throughout the EBURD TIF district. The Community Change Grant, administered through the EPA, seeks to benefit disadvantaged communities through increasing community climate resilience and building community capacity to address environmental and climate justice challenges. Improvements will be paid through grant funding.

<b>CIP Status - SELECT from LIST</b> <i>New Project OR Modify Existing</i>	<b>Project Type - SELECT from LIST</b> <i>Renewal/Replacement OR Enhancement/New</i>
New Project	Enhancement / New



**Operating Budget Impact:**  
 Adding the 6th Avenue multi-use path will require additional plowing, and bicycle improvements along 13th Street, 20th Street, and 3rd Avenue North will require additional maintenance for pavement markings and striping.

**Comments:**  
 Public Works utilizes a Multi-Objective Decision Analysis (MODA) approach to prioritization and CIP development. The CIP prioritization tool and strategy are based on advanced asset management strategies to provide a rigorous and defensible decision-making process that enables staff to balance the costs of assets with acceptable levels of risk, while continuously delivering established levels of services. Public Works projects are evaluated and scored against capital project objectives including safety (public and staff), compliance with regulations, maintaining current service levels, improving service levels, serving new growth, promoting efficiency, and protecting the environment. This project has a MODA score of 71.0 and was ranked 28th amongst Transportation projects.

Estimated Project Cost(s)	Prior Years	FY 2026	FY 2027	FY 2028	FY 2029	FY 2030	Future	Total Cost
Planning, Design, & Engineering		800,000						\$ 800,000
Land Acquisition								\$ -
Construction			6,900,000					\$ 6,900,000
Equipment								\$ -
Other								\$ -
<b>Total Project Cost</b>	\$ -	\$ 800,000	\$ 6,900,000	\$ -	\$ -	\$ -	\$ -	\$ 7,700,000

Project Funding	Prior Years	FY 2026	FY 2027	FY 2028	FY 2029	FY 2030	Future	Total Cost
SID Bonds								\$ -
Gas Tax Revenues								\$ -
Street Maintenance Fees								\$ -
Community Change Grant		800,000	6,900,000					\$ 7,700,000
								\$ -
								\$ -
								\$ -
<b>Total Project Funding</b>	\$ -	\$ 800,000	\$ 6,900,000	\$ -	\$ -	\$ -	\$ -	\$ 7,700,000

Department: **Public Works** FY26 - FY30 CIP

Project Category: **(PW) Transportation** Project Title: Wicks Lane - Hawthorne Lane to Bitterroot Road

**Project Description/Location:**  
 This project funds the design and reconstruction of Wicks Lane and the construction of sidewalks.

**Justification:**  
 Wicks Lane is an arterial that carries a volume of traffic that would be more efficient and safe if the road was reconstructed as a three-lane section with multimodal facilities. Bitterroot Road connects to Wicks Lane and needs to be improved as well due to the development that has occurred in the area. Sidewalks and a small section of Wicks Lane west of Hawthorne Lane were constructed in FY22 to improve pedestrian access and other improvements will be constructed in FY27.

<b>CIP Status - SELECT from LIST</b> <u>New Project OR Modify Existing</u>	<b>Project Type - SELECT from LIST</b> <u>Renewal/Replacement OR Enhancement/New</u>
New Project	Enhancement / New





**Operating Budget Impact:**  
 The reconstruction of Wicks Lane and Bitterroot Road will decrease the ongoing maintenance associated with aging asphalt.

**Comments:**  
 Public Works utilizes a Multi-Objective Decision Analysis (MODA) approach to prioritization and CIP development. The CIP prioritization tool and strategy are based on advanced asset management strategies to provide a rigorous and defensible decision-making process that enables staff to balance the costs of assets with acceptable levels of risk, while continuously delivering established levels of services. Public Works projects are evaluated and scored against capital project objectives including safety (public and staff), compliance with regulations, maintaining current service levels, improving service levels, serving new growth, promoting efficiency, and protecting the environment. This project has a MODA score of 114.2 and was ranked 5th amongst Transportation projects.

Estimated Project Cost(s)	Prior Years	FY 2026	FY 2027	FY 2028	FY 2029	FY 2030	Future	Total Cost
Planning, Design, & Engineering			380,000					\$ 380,000
Land Acquisition								\$ -
Construction				3,220,000				\$ 3,220,000
Equipment								\$ -
Other								\$ -
<b>Total Project Cost</b>	\$ -	\$ -	\$ 380,000	\$ 3,220,000	\$ -	\$ -	\$ -	\$ 3,600,000

Project Funding	Prior Years	FY 2026	FY 2027	FY 2028	FY 2029	FY 2030	Future	Total Cost
Storm Assessments			100,000	750,000				\$ 850,000
Gas Tax Revenues			250,000	2,090,000				\$ 2,340,000
Street Maintenance Fees								\$ -
Developer Contributions - PW's Gas Tax				80,000				\$ 80,000
Sidewalk And Curb Districts Bonds			30,000	300,000				\$ 330,000
								\$ -
								\$ -
<b>Total Project Funding</b>	\$ -	\$ -	\$ 380,000	\$ 3,220,000	\$ -	\$ -	\$ -	\$ 3,600,000

<b>Department:</b> <u>Public Works</u>		<b>FY26 - FY30 CIP</b>						
<b>Project Category:</b> <u>Utilities</u>		<b>Project Title: <u>Wastewater - Annual Line Extensions</u></b>						
<b>Project Description/Location:</b> This project will fund developer-driven extensions as developments occur in previously unserved areas.								
<b>Justification:</b> The FY 24/25 water and wastewater rates approved by City Council included \$1 million per year for wastewater extensions to be accounted for in a separate fund. This allows the city to get ahead of development and ensure developments included in the annexation area develop in the city rather than the county. Costs are expected to be paid back over time as developments occur. Thus, after sufficient "seed money" is collected, the fund can act as a revolving fund for wastewater extensions.								
<b>CIP Status - SELECT from LIST</b> <u>New Project OR Modify Existing</u>  0		<b>Project Type - SELECT from LIST</b> <u>Renewal/Replacement OR Enhancement/New</u>  Enhancement / New						
<b>Operating Budget Impact:</b> Additional sewer lines will require regular O&M, however, these extensions will provide service to new customers which increases the rate base.								
<b>Comments:</b> Public Works utilizes a Multi-Objective Decision Analysis (MODA) approach to prioritization and CIP development. The CIP prioritization tool and strategy are based on advanced asset management strategies to provide a rigorous and defensible decision-making process that enables staff to balance the costs of assets with acceptable levels of risk, while continuously delivering established levels of services. Public Works projects are evaluated and scored against capital project objectives including safety (public and staff), compliance with regulations, maintaining current service levels, improving service levels, serving new growth, promoting efficiency, and protecting the environment. This project has a MODA score of 60.5 and was ranked 7th amongst Wastewater projects.								
								
<b>Estimated Project Cost(s)</b>	<b>Prior Years</b>	<b>FY 2026</b>	<b>FY 2027</b>	<b>FY 2028</b>	<b>FY 2029</b>	<b>FY 2030</b>	<b>Future</b>	<b>Total Cost</b>
Planning, Design, & Engineering								\$ -
Land Acquisition								\$ -
Construction		1,000,000	1,000,000	1,000,000				\$ 3,000,000
Equipment								\$ -
Other								\$ -
<b>Total Project Cost</b>	<b>\$ -</b>	<b>\$ 1,000,000</b>	<b>\$ 1,000,000</b>	<b>\$ 1,000,000</b>	<b>\$ -</b>	<b>\$ -</b>	<b>\$ -</b>	<b>\$ 3,000,000</b>
<b>Project Funding</b>	<b>Prior Years</b>	<b>FY 2026</b>	<b>FY 2027</b>	<b>FY 2028</b>	<b>FY 2029</b>	<b>FY 2030</b>	<b>Future</b>	<b>Total Cost</b>
Wastewater Revenue(s)		1,000,000	1,000,000	1,000,000				\$ 3,000,000
Water Revenue(s)								\$ -
Developer Contributions - PW's Gas Tax								\$ -
								\$ -
								\$ -
								\$ -
<b>Total Project Funding</b>	<b>\$ -</b>	<b>\$ 1,000,000</b>	<b>\$ 1,000,000</b>	<b>\$ 1,000,000</b>	<b>\$ -</b>	<b>\$ -</b>	<b>\$ -</b>	<b>\$ 3,000,000</b>

<b>Department:</b> <u>Public Works</u>		<b>FY26 - FY30 CIP</b>						
<b>Project Category:</b> <u>Utilities</u>		<b>Project Title: <u>Wastewater - Annual Main Replacements</u></b>						
<b>Project Description/Location:</b> This is an annual program to fund the replacement of sanitary sewer mains throughout the City.								
<b>Justification:</b> The City's sanitary sewer infrastructure is aging and in need of replacement. Annual projects to replace areas of greatest need help to reduce leaks and failures and maintain reliable service to customers. The funding request specified increases the annual funding by 10% per year to slowly start increasing the funding to the level needed.								
<b>CIP Status - SELECT from LIST</b> <u>New Project OR Modify Existing</u>  Modify Existing		<b>Project Type - SELECT from LIST</b> <u>Renewal/Replacement OR Enhancement/New</u>  Renewal/Replacement						
<b>Operating Budget Impact:</b> Reduced O&M due to reduced leaks and failures.								
<b>Comments:</b> Public Works utilizes a Multi-Objective Decision Analysis (MODA) approach to prioritization and CIP development. The CIP prioritization tool and strategy are based on advanced asset management strategies to provide a rigorous and defensible decision-making process that enables staff to balance the costs of assets with acceptable levels of risk, while continuously delivering established levels of services. Public Works projects are evaluated and scored against capital project objectives including safety (public and staff), compliance with regulations, maintaining current service levels, improving service levels, serving new growth, promoting efficiency, and protecting the environment. This project has a MODA score of 86.1 and was ranked 3rd amongst Wastewater projects.								
<b>Estimated Project Cost(s)</b>	<b>Prior Years</b>	<b>FY 2026</b>	<b>FY 2027</b>	<b>FY 2028</b>	<b>FY 2029</b>	<b>FY 2030</b>	<b>Future</b>	<b>Total Cost</b>
Planning, Design, & Engineering		1,200,000	1,300,000	1,400,000	1,600,000	1,900,000		\$ 7,400,000
Land Acquisition								\$ -
Construction		5,100,000	5,500,000	6,000,000	6,400,000	6,900,000		\$ 29,900,000
Equipment								\$ -
Other								\$ -
<b>Total Project Cost</b>	<b>\$ -</b>	<b>\$ 6,300,000</b>	<b>\$ 6,800,000</b>	<b>\$ 7,400,000</b>	<b>\$ 8,000,000</b>	<b>\$ 8,800,000</b>	<b>\$ -</b>	<b>\$ 37,300,000</b>
<b>Project Funding</b>	<b>Prior Years</b>	<b>FY 2026</b>	<b>FY 2027</b>	<b>FY 2028</b>	<b>FY 2029</b>	<b>FY 2030</b>	<b>Future</b>	<b>Total Cost</b>
Wastewater Revenue(s)		6,300,000	6,800,000	7,400,000	8,000,000	8,800,000		\$ 37,300,000
Water Revenue(s)								\$ -
Developer Contributions - PW's Gas Tax								\$ -
								\$ -
								\$ -
								\$ -
<b>Total Project Funding</b>	<b>\$ -</b>	<b>\$ 6,300,000</b>	<b>\$ 6,800,000</b>	<b>\$ 7,400,000</b>	<b>\$ 8,000,000</b>	<b>\$ 8,800,000</b>	<b>\$ -</b>	<b>\$ 37,300,000</b>

<b>Department:</b>	<b>Public Works</b>	<b>FY26 - FY30 CIP</b>
<b>Project Category:</b>	<b>Utilities</b>	<b>Project Title: <u>Wastewater - Annual Treatment Plant Campus Electrical</u></b>

**Project Description/Location:**  
This is a project to fund various electrical and automation projects at the Water Reclamation Facility.

**Justification:**  
Electrical upgrade projects are common at the Water Reclamation Facility (WRF) due to the obsolescence of automation systems and replacements of electrical equipment damaged by hydrogen sulfide gases. The electrical priorities at the WRF are subject to change based on equipment failure and obsolescence. It's difficult to predict which components will need replacement or upgrades due to the corrosive gases.

<b>CIP Status - SELECT from LIST</b> <u>New Project OR Modify Existing</u>	<b>Project Type - SELECT from LIST</b> <u>Renewal/Replacement OR Enhancement/New</u>
Modify Existing	Renewal/Replacement



**Operating Budget Impact:**  
Fewer emergency repairs and replacements will be needed as preventative repair or replacement be done which will typically result in lower costs.

**Comments:**  
Public Works utilizes a Multi-Objective Decision Analysis (MODA) approach to prioritization and CIP development. The CIP prioritization tool and strategy are based on advanced asset management strategies to provide a rigorous and defensible decision-making process that enables staff to balance the costs of assets with acceptable levels of risk, while continuously delivering established levels of services. Public Works projects are evaluated and scored against capital project objectives including safety (public and staff), compliance with regulations, maintaining current service levels, improving service levels, serving new growth, promoting efficiency, and protecting the environment. This project has a MODA score of 73.8 and was ranked 5th amongst Wastewater projects.

Estimated Project Cost(s)	Prior Years	FY 2026	FY 2027	FY 2028	FY 2029	FY 2030	Future	Total Cost
Planning, Design, & Engineering								\$ -
Land Acquisition								\$ -
Construction		300,000	300,000	300,000	300,000	300,000		\$ 1,500,000
Equipment								\$ -
Other								\$ -
<b>Total Project Cost</b>	\$ -	\$ 300,000	\$ 300,000	\$ 300,000	\$ 300,000	\$ 300,000	\$ -	\$ 1,500,000

Project Funding	Prior Years	FY 2026	FY 2027	FY 2028	FY 2029	FY 2030	Future	Total Cost
Wastewater Revenue(s)		300,000	300,000	300,000	300,000	300,000		\$ 1,500,000
Water Revenue(s)								\$ -
Developer Contributions - PW's Gas Tax								\$ -
								\$ -
								\$ -
								\$ -
<b>Total Project Funding</b>	\$ -	\$ 300,000	\$ 300,000	\$ 300,000	\$ 300,000	\$ 300,000	\$ -	\$ 1,500,000

<b>Department:</b>	<b>Public Works</b>	<b>FY26 - FY30 CIP</b>
<b>Project Category:</b>	<b>Utilities</b>	<b>Project Title: Wastewater - Buried Digester Gas &amp; Sludge Pipe Replacement</b>

**Project Description/Location:**  
This project will replace buried digester gas and sludge pipe in the digestion process.

**Justification:**  
This project was identified in the wastewater master plan. The gas Piping is over 40 years old and has experienced failures recently. It is also a safety issue for staff due to methane and hydrogen sulfide hazards.

<b>CIP Status - SELECT from LIST</b>  New Project OR Modify Existing  0	<b>Project Type - SELECT from LIST</b>  Renewal/Replacement OR Enhancement/New  Renewal/Replacement
---	---




**Operating Budget Impact:**  
The cost to maintain the lines will decrease due to the less frequent need for repairs.

**Comments:**  
Public Works utilizes a Multi-Objective Decision Analysis (MODA) approach to prioritization and CIP development. The CIP prioritization tool and strategy are based on advanced asset management strategies to provide a rigorous and defensible decision-making process that enables staff to balance the costs of assets with acceptable levels of risk, while continuously delivering established levels of services. Public Works projects are evaluated and scored against capital project objectives including safety (public and staff), compliance with regulations, maintaining current service levels, improving service levels, serving new growth, promoting efficiency, and protecting the environment. This project has a MODA score of 89.6 and was ranked 2nd amongst Wastewater projects.

Estimated Project Cost(s)	Prior Years	FY 2026	FY 2027	FY 2028	FY 2029	FY 2030	Future	Total Cost
Planning, Design, & Engineering		60,000						\$ 60,000
Land Acquisition								\$ -
Construction		476,000						\$ 476,000
Equipment								\$ -
Other								\$ -
<b>Total Project Cost</b>	<b>\$ -</b>	<b>\$ 536,000</b>	<b>\$ -</b>	<b>\$ -</b>	<b>\$ -</b>	<b>\$ -</b>	<b>\$ -</b>	<b>\$ 536,000</b>

Project Funding	Prior Years	FY 2026	FY 2027	FY 2028	FY 2029	FY 2030	Future	Total Cost
Wastewater Revenue(s)		536,000						\$ 536,000
Water Revenue(s)								\$ -
Developer Contributions - PW's Gas Tax								\$ -
								\$ -
								\$ -
								\$ -
<b>Total Project Funding</b>	<b>\$ -</b>	<b>\$ 536,000</b>	<b>\$ -</b>	<b>\$ -</b>	<b>\$ -</b>	<b>\$ -</b>	<b>\$ -</b>	<b>\$ 536,000</b>

<b>Department:</b> <u>Public Works</u>		<b>FY26 - FY30 CIP</b>							
<b>Project Category:</b> <u>Utilities</u>		<b>Project Title: <u>Wastewater - Digester Gas Interior Piping Replacement</u></b>							
<b>Project Description/Location:</b> This project will replace digester gas pipe in the primary digester and secondary digester buildings.									
<b>Justification:</b> This project was identified in the wastewater master plan. Gas piping is over 40 years old and have experienced failures recently. It is also a safety issue for staff due to methane and hydrogen sulfide hazards.									
<b>CIP Status - SELECT from LIST</b> <u>New Project OR Modify Existing</u>  New Project		<b>Project Type - SELECT from LIST</b> <u>Renewal/Replacement OR Enhancement/New</u>  Renewal/Replacement							
<b>Operating Budget Impact:</b> Negligible.									
<b>Comments:</b> Public Works utilizes a Multi-Objective Decision Analysis (MODA) approach to prioritization and CIP development. The CIP prioritization tool and strategy are based on advanced asset management strategies to provide a rigorous and defensible decision-making process that enables staff to balance the costs of assets with acceptable levels of risk, while continuously delivering established levels of services. Public Works projects are evaluated and scored against capital project objectives including safety (public and staff), compliance with regulations, maintaining current service levels, improving service levels, serving new growth, promoting efficiency, and protecting the environment. This project has a MODA score of 91.3 and was ranked 1st amongst Wastewater projects.									
<b>Estimated Project Cost(s)</b>		<b>Prior Years</b>	<b>FY 2026</b>	<b>FY 2027</b>	<b>FY 2028</b>	<b>FY 2029</b>	<b>FY 2030</b>	<b>Future</b>	<b>Total Cost</b>
Planning, Design, & Engineering			100,000						\$ 100,000
Land Acquisition									\$ -
Construction			1,190,000						\$ 1,190,000
Equipment									\$ -
Other									\$ -
<b>Total Project Cost</b>		\$ -	\$ 1,290,000	\$ -	\$ -	\$ -	\$ -	\$ -	\$ 1,290,000
<b>Project Funding</b>		<b>Prior Years</b>	<b>FY 2026</b>	<b>FY 2027</b>	<b>FY 2028</b>	<b>FY 2029</b>	<b>FY 2030</b>	<b>Future</b>	<b>Total Cost</b>
Wastewater Revenue(s)			1,290,000						\$ 1,290,000
Water Revenue(s)									\$ -
									\$ -
									\$ -
									\$ -
									\$ -
<b>Total Project Funding</b>		\$ -	\$ 1,290,000	\$ -	\$ -	\$ -	\$ -	\$ -	\$ 1,290,000

<b>Department:</b>	<b>Public Works</b>	<b>FY26 - FY30 CIP</b>
<b>Project Category:</b>	<b>Utilities</b>	<b>Project Title: <u>Wastewater - Grand Avenue Sewer Extension</u></b>

**Project Description/Location:**  
 This project will extend sewer main on Grand Avenue from 60th Street West to 62nd Street West (1000ft).

**Justification:**  
 This extension is necessary to support the growing community. It needs to be completed with the Grand Avenue road project.

<b>CIP Status - SELECT from LIST</b> <u>New Project OR Modify Existing</u>	<b>Project Type - SELECT from LIST</b> <u>Renewal/Replacement OR Enhancement/New</u>
0	Enhancement / New



**Operating Budget Impact:**  
 Additional sewer lines will require regular O&M, however, this extension will provide service to many new customers which increases the rate base.

**Comments:**  
 Public Works utilizes a Multi-Objective Decision Analysis (MODA) approach to prioritization and CIP development. The CIP prioritization tool and strategy are based on advanced asset management strategies to provide a rigorous and defensible decision-making process that enables staff to balance the costs of assets with acceptable levels of risk, while continuously delivering established levels of services. Public Works projects are evaluated and scored against capital project objectives including safety (public and staff), compliance with regulations, maintaining current service levels, improving service levels, serving new growth, promoting efficiency, and protecting the environment. This project has a MODA score of 57.2 and was ranked 8th amongst Wastewater projects.

Estimated Project Cost(s)	Prior Years	FY 2026	FY 2027	FY 2028	FY 2029	FY 2030	Future	Total Cost
Planning, Design, & Engineering			100,000					\$ 100,000
Land Acquisition								\$ -
Construction			785,000					\$ 785,000
Equipment								\$ -
Other								\$ -
<b>Total Project Cost</b>	\$ -	\$ -	\$ 885,000	\$ -	\$ -	\$ -	\$ -	\$ 885,000

Project Funding	Prior Years	FY 2026	FY 2027	FY 2028	FY 2029	FY 2030	Future	Total Cost
Wastewater Revenue(s)			885,000					\$ 885,000
Water Revenue(s)								\$ -
Developer Contributions - PW's Gas Tax								\$ -
								\$ -
								\$ -
								\$ -
<b>Total Project Funding</b>	\$ -	\$ -	\$ 885,000	\$ -	\$ -	\$ -	\$ -	\$ 885,000

<b>Department:</b>	<b>Public Works</b>	<b>FY26 - FY30 CIP</b>
<b>Project Category:</b>	<b>Utilities</b>	<b>Project Title: Wastewater - Highway 3 Sanitary Sewer</b>

**Project Description/Location:**  
 This project will construct a new sewer from Rod and Gun Club Road East along Highway 3 to AJ Way (4500 Feet).

**Justification:**  
 This project will construct a pressure-sewer or gravity sewer along Highway 3 generally east from the intersection of Highway 3 and Rod and Gun Club Road to serve development north of Highway 3. This sewer will run east to AJ Way.


<b>CIP Status - SELECT from LIST</b> <i>New Project OR Modify Existing</i>	<b>Project Type - SELECT from LIST</b> <i>Renewal/Replacement OR Enhancement/New</i>
0	Enhancement / New




**Operating Budget Impact:**  
 Additional sewer lines will require regular O&M.

**Comments:**  
 Public Works utilizes a Multi-Objective Decision Analysis (MODA) approach to prioritization and CIP development. The CIP prioritization tool and strategy are based on advanced asset management strategies to provide a rigorous and defensible decision-making process that enables staff to balance the costs of assets with acceptable levels of risk, while continuously delivering established levels of services. Public Works projects are evaluated and scored against capital project objectives including safety (public and staff), compliance with regulations, maintaining current service levels, improving service levels, serving new growth, promoting efficiency, and protecting the environment. This project has a MODA score of 56.9 and was ranked 9th amongst Wastewater projects.

Estimated Project Cost(s)	Prior Years	FY 2026	FY 2027	FY 2028	FY 2029	FY 2030	Future	Total Cost
Planning, Design, & Engineering				200,000				\$ 200,000
Land Acquisition								\$ -
Construction					1,500,000			\$ 1,500,000
Equipment								\$ -
Other								\$ -
<b>Total Project Cost</b>	\$ -	\$ -	\$ -	\$ 200,000	\$ 1,500,000	\$ -	\$ -	\$ 1,700,000
Project Funding	Prior Years	FY 2026	FY 2027	FY 2028	FY 2029	FY 2030	Future	Total Cost
Wastewater Revenue(s)				200,000	1,500,000			\$ 1,700,000
Water Revenue(s)								\$ -
Developer Contributions - PW's Gas Tax								\$ -
								\$ -
								\$ -
								\$ -
<b>Total Project Funding</b>	\$ -	\$ -	\$ -	\$ 200,000	\$ 1,500,000	\$ -	\$ -	\$ 1,700,000

<b>Department:</b> <i>Public Works</i>		<b>FY26 - FY30 CIP</b>						
<b>Project Category:</b> <i>Utilities</i>		<b>Project Title:</b> <i>Wastewater - Hydrogen Sulfide Mitigation</i>						
<b>Project Description/Location:</b> This project will fund the construction of buildings and upgrades needed to mitigate Hydrogen Sulfide (H2S) in the system.								
<b>Justification:</b> A preliminary study was conducted and it was determined that there are two locations where the potential of outgassing exists and odor control will be beneficial. A pilot study was conducted in FY21. This project was originally slated for FY24 but it was deferred to wait for the results of the H2S project in Briarwood.								
<b>CIP Status - SELECT from LIST</b> <i>New Project OR Modify Existing</i>		<b>Project Type - SELECT from LIST</b> <i>Renewal/Replacement OR Enhancement/New</i>						
Modify Existing		Enhancement / New						
<b>Operating Budget Impact:</b> Additional chemicals in the amount of \$50,000 will be required however, corrosion of pipes in the system will be reduced which will decrease O&M costs for repairs.								
<b>Comments:</b> Public Works utilizes a Multi-Objective Decision Analysis (MODA) approach to prioritization and CIP development. The CIP prioritization tool and strategy are based on advanced asset management strategies to provide a rigorous and defensible decision-making process that enables staff to balance the costs of assets with acceptable levels of risk, while continuously delivering established levels of services. Public Works projects are evaluated and scored against capital project objectives including safety (public and staff), compliance with regulations, maintaining current service levels, improving service levels, serving new growth, promoting efficiency, and protecting the environment. This project has a MODA score of 80.2 and was ranked 4th amongst Wastewater projects.								
<b>Estimated Project Cost(s)</b>	<b>Prior Years</b>	<b>FY 2026</b>	<b>FY 2027</b>	<b>FY 2028</b>	<b>FY 2029</b>	<b>FY 2030</b>	<b>Future</b>	<b>Total Cost</b>
Planning, Design, & Engineering								\$ -
Land Acquisition								\$ -
Construction			520,000					\$ 520,000
Equipment								\$ -
Other								\$ -
<b>Total Project Cost</b>	<b>\$ -</b>	<b>\$ -</b>	<b>\$ 520,000</b>	<b>\$ -</b>	<b>\$ -</b>	<b>\$ -</b>	<b>\$ -</b>	<b>\$ 520,000</b>
<b>Project Funding</b>	<b>Prior Years</b>	<b>FY 2026</b>	<b>FY 2027</b>	<b>FY 2028</b>	<b>FY 2029</b>	<b>FY 2030</b>	<b>Future</b>	<b>Total Cost</b>
Wastewater Revenue(s)			520,000					\$ 520,000
Water Revenue(s)								\$ -
Developer Contributions - PW's Gas Tax								\$ -
								\$ -
								\$ -
								\$ -
<b>Total Project Funding</b>	<b>\$ -</b>	<b>\$ -</b>	<b>\$ 520,000</b>	<b>\$ -</b>	<b>\$ -</b>	<b>\$ -</b>	<b>\$ -</b>	<b>\$ 520,000</b>

<b>Department:</b> <u>Public Works</u>		<b>FY26 - FY30 CIP</b>						
<b>Project Category:</b> <u>Utilities</u>		<b>Project Title: <u>Wastewater - Monad Sewer Extension</u></b>						
<b>Project Description/Location:</b> This project will reconstruct the existing 12- and 18-inch sewer main in Monad Road between Shiloh Road and 32nd St West. A 30-inch sanitary sewer main was recently installed upstream of this main, west of Shiloh Road.								
<b>Justification:</b> The Shiloh Lift Station is nearing capacity with continued growth on the west end of Billings. Rather than expanding the lift station, the 2021 Wastewater Master Plan Update recommended the construction of a large sewer main from west of Monad and Shiloh to the intersection of King and 48th St, allowing for gravity flow along Monad and west on King Avenue. The existing sewer main in Monad Road east of Shiloh is undersized for this added contributing area. The reconstructed main in Monad Road will need to accommodate flows from the upstream 30-inch main as well as the existing flows routed to the sanitary sewer main. The replacement of the 12- and 18-inch mains will be triggered by upstream development.								
<b>CIP Status - SELECT from LIST</b> <u>New Project OR Modify Existing</u>  0		<b>Project Type - SELECT from LIST</b> <u>Renewal/Replacement OR Enhancement/New</u>  Enhancement / New						
<b>Operating Budget Impact:</b> Additional sewer lines will require regular O&M, however, this extension will provide service to many new customers which increases the rate base.								
<b>Comments:</b> Public Works utilizes a Multi-Objective Decision Analysis (MODA) approach to prioritization and CIP development. The CIP prioritization tool and strategy are based on advanced asset management strategies to provide a rigorous and defensible decision-making process that enables staff to balance the costs of assets with acceptable levels of risk, while continuously delivering established levels of services. Public Works projects are evaluated and scored against capital project objectives including safety (public and staff), compliance with regulations, maintaining current service levels, improving service levels, serving new growth, promoting efficiency, and protecting the environment. This project has a MODA score of 71.2 and was ranked 6th amongst Wastewater projects.								
<b>Estimated Project Cost(s)</b>	<b>Prior Years</b>	<b>FY 2026</b>	<b>FY 2027</b>	<b>FY 2028</b>	<b>FY 2029</b>	<b>FY 2030</b>	<b>Future</b>	<b>Total Cost</b>
Planning, Design, & Engineering			530,000					\$ 530,000
Land Acquisition								\$ -
Construction				4,800,000				\$ 4,800,000
Equipment								\$ -
Other								\$ -
<b>Total Project Cost</b>	<b>\$ -</b>	<b>\$ -</b>	<b>\$ 530,000</b>	<b>\$ 4,800,000</b>	<b>\$ -</b>	<b>\$ -</b>	<b>\$ -</b>	<b>\$ 5,330,000</b>
<b>Project Funding</b>	<b>Prior Years</b>	<b>FY 2026</b>	<b>FY 2027</b>	<b>FY 2028</b>	<b>FY 2029</b>	<b>FY 2030</b>	<b>Future</b>	<b>Total Cost</b>
Wastewater Revenue(s)			530,000	4,800,000				\$ 5,330,000
Water Revenue(s)								\$ -
								\$ -
								\$ -
								\$ -
								\$ -
								\$ -
<b>Total Project Funding</b>	<b>\$ -</b>	<b>\$ -</b>	<b>\$ 530,000</b>	<b>\$ 4,800,000</b>	<b>\$ -</b>	<b>\$ -</b>	<b>\$ -</b>	<b>\$ 5,330,000</b>

<b>Department:</b>	<b>Public Works</b>	<b>FY26 - FY30 CIP</b>
<b>Project Category:</b>	<b>Utilities</b>	<b>Project Title: Wastewater - Rehberg Ranch Lift Station</b>

**Project Description/Location:**  
 This project will construct a new sanitary sewer lift station.

**Justification:**  
 Once development of the State Land Section south of Rehberg Ranch Subdivision and Rehberg Ranch Subdivision has developed, a new lift station and force main is required to lift wastewater into the Northwest Billings Connector sewer that ultimately flows to Alkali Creek, near the intersection of SkyWay Drive and Alkali Creek Road.

<b>CIP Status - SELECT from LIST</b> <u>New Project OR Modify Existing</u>	<b>Project Type - SELECT from LIST</b> <u>Renewal/Replacement OR Enhancement/New</u>
Modify Existing	Enhancement / New



**Operating Budget Impact:**  
 The additional facility will require regular O&M and there will be new electrical costs.

**Comments:**  
 Public Works utilizes a Multi-Objective Decision Analysis (MODA) approach to prioritization and CIP development. The CIP prioritization tool and strategy are based on advanced asset management strategies to provide a rigorous and defensible decision-making process that enables staff to balance the costs of assets with acceptable levels of risk, while continuously delivering established levels of services. Public Works projects are evaluated and scored against capital project objectives including safety (public and staff), compliance with regulations, maintaining current service levels, improving service levels, serving new growth, promoting efficiency, and protecting the environment. This project has a MODA score of 52.5 and was ranked 11th amongst Wastewater projects.

Estimated Project Cost(s)	Prior Years	FY 2026	FY 2027	FY 2028	FY 2029	FY 2030	Future	Total Cost
Planning, Design, & Engineering						180,000		\$ 180,000
Land Acquisition								\$ -
Construction							1,690,000	\$ 1,690,000
Equipment								\$ -
Other								\$ -
<b>Total Project Cost</b>	\$ -	\$ -	\$ -	\$ -	\$ -	\$ 180,000	\$ 1,690,000	\$ 1,870,000

Project Funding	Prior Years	FY 2026	FY 2027	FY 2028	FY 2029	FY 2030	Future	Total Cost
Wastewater Revenue(s)						180,000	1,690,000	\$ 1,870,000
Water Revenue(s)								\$ -
Developer Contributions - PW's Gas Tax								\$ -
								\$ -
								\$ -
								\$ -
<b>Total Project Funding</b>	\$ -	\$ -	\$ -	\$ -	\$ -	\$ 180,000	\$ 1,690,000	\$ 1,870,000

<b>Department:</b>	<u>Public Works</u>	<b>FY26 - FY30 CIP</b>
<b>Project Category:</b>	<u>Utilities</u>	<b>Project Title: <u>Wastewater Compensation Agreements</u></b>

**Project Description/Location:**  
This is an on-going program to fund compensation agreements with private developers for oversized sewer mains and other City authorized costs.

**Justification:**  
Per the City's rules and regulations for sanitary sewer service, the city will pay for oversized of sewer mains when they are extended by developers. Without these funds, the lines installed by developers would not be large enough to serve areas beyond each development and the wastewater system would not function properly.

<b>CIP Status - SELECT from LIST</b> <u>New Project OR Modify Existing</u>	<b>Project Type - SELECT from LIST</b> <u>Renewal/Replacement OR Enhancement/New</u>
Modify Existing	Enhancement / New
<b>Operating Budget Impact:</b> Additional sewer lines will require regular O&M however, by installing larger lines initially, fewer lines will be needed in the long run.	
<b>Comments:</b> Public Works utilizes a Multi-Objective Decision Analysis (MODA) approach to prioritization and CIP development. This project is not included in the CIP prioritization tool because Water and Wastewater Rules and Regulations require the annual funding of compensation agreements.	

**COMPENSATION AGREEMENT**

THIS AGREEMENT entered into this \_\_\_\_\_ day of \_\_\_\_\_ 20\_\_\_\_ between THE CITY OF BILLINGS, Billings, Montana, hereinafter referred to as the "CITY"; and \_\_\_\_\_ of \_\_\_\_\_ hereinafter referred to as "DEVELOPER"

WITNESSETH

WHEREAS, the CITY'S Water/Wastewater Extension Policy outlines the procedure and criteria the CITY uses in approving extensions of the public water and wastewater systems; and

WHEREAS, the CITY'S Utilities Fees Practice outlines how the CITY participates in construction of various water and wastewater facilities and applies water and wastewater construction fees and system development fees to developments; and

WHEREAS, no person, developer, customer or applicant shall acquire any vested rights under the terms and provisions of this agreement; and

WHEREAS, DEVELOPER has agreed to extend or replace water and/or wastewater facilities for the purpose

Estimated Project Cost(s)	Prior Years	FY 2026	FY 2027	FY 2028	FY 2029	FY 2030	Future	Total Cost
Planning, Design, & Engineering								\$ -
Land Acquisition								\$ -
Construction								\$ -
Equipment								\$ -
Other		300,000	300,000	300,000	300,000	300,000		\$ 1,500,000
<b>Total Project Cost</b>	<b>\$ -</b>	<b>\$ 300,000</b>	<b>\$ 300,000</b>	<b>\$ 300,000</b>	<b>\$ 300,000</b>	<b>\$ 300,000</b>	<b>\$ -</b>	<b>\$ 1,500,000</b>

Project Funding	Prior Years	FY 2026	FY 2027	FY 2028	FY 2029	FY 2030	Future	Total Cost
Wastewater Revenue(s)		300,000	300,000	300,000	300,000	300,000		\$ 1,500,000
Water Revenue(s)								\$ -
Developer Contributions - PW's Gas Tax								\$ -
								\$ -
								\$ -
								\$ -
<b>Total Project Funding</b>	<b>\$ -</b>	<b>\$ 300,000</b>	<b>\$ 300,000</b>	<b>\$ 300,000</b>	<b>\$ 300,000</b>	<b>\$ 300,000</b>	<b>\$ -</b>	<b>\$ 1,500,000</b>

<b>Department:</b>	<b>Public Works</b>	<b>FY26 - FY30 CIP</b>
<b>Project Category:</b>	<b>Utilities</b>	<b>Project Title: <u>Water - Annual Line Extensions</u></b>

**Project Description/Location:**  
 This project will fund developer-driven extensions as developments occur in previously unserved areas.

**Justification:**  
 The FY 24/25 water and wastewater rates approved by City Council included \$1 million per year for water extensions to be accounted for in a separate fund. This allows the city to get ahead of development and ensure developments included in the annexation area develop in the city rather than the county. Costs are expected to be paid back over time. Thus, after sufficient "seed money" is collected, the fund can act as a revolving fund for water extensions.

<b>CIP Status - SELECT from LIST</b>  New Project OR Modify Existing  New Project	<b>Project Type - SELECT from LIST</b>  Renewal/Replacement OR Enhancement/New  Enhancement / New
---	---



**Operating Budget Impact:**  
 Additional sewer lines will require regular O&M, however, these extensions will provide service to new customers which increases the rate base.

**Comments:**  
 Public Works utilizes a Multi-Objective Decision Analysis (MODA) approach to prioritization and CIP development. The CIP prioritization tool and strategy are based on advanced asset management strategies to provide a rigorous and defensible decision-making process that enables staff to balance the costs of assets with acceptable levels of risk, while continuously delivering established levels of services. Public Works projects are evaluated and scored against capital project objectives including safety (public and staff), compliance with regulations, maintaining current service levels, improving service levels, serving new growth, promoting efficiency, and protecting the environment. This project has a MODA score of 54.5 and was ranked 13th amongst Water projects.

Estimated Project Cost(s)	Prior Years	FY 2026	FY 2027	FY 2028	FY 2029	FY 2030	Future	Total Cost
Planning, Design, & Engineering								\$ -
Land Acquisition								\$ -
Construction		1,000,000	1,000,000	1,000,000				\$ 3,000,000
Equipment								\$ -
Other								\$ -
<b>Total Project Cost</b>	<b>\$ -</b>	<b>\$ 1,000,000</b>	<b>\$ 1,000,000</b>	<b>\$ 1,000,000</b>	<b>\$ -</b>	<b>\$ -</b>	<b>\$ -</b>	<b>\$ 3,000,000</b>

Project Funding	Prior Years	FY 2026	FY 2027	FY 2028	FY 2029	FY 2030	Future	Total Cost
Wastewater Revenue(s)								\$ -
Water Revenue(s)		1,000,000	1,000,000	1,000,000				\$ 3,000,000
Developer Contributions - PW's Gas Tax								\$ -
								\$ -
								\$ -
								\$ -
<b>Total Project Funding</b>	<b>\$ -</b>	<b>\$ 1,000,000</b>	<b>\$ 1,000,000</b>	<b>\$ 1,000,000</b>	<b>\$ -</b>	<b>\$ -</b>	<b>\$ -</b>	<b>\$ 3,000,000</b>

Department: Public Works FY26 - FY30 CIP

Project Category: Utilities Project Title: Water - Annual Main Replacements

**Project Description/Location:**

This is an annual program for the replacement of water mains throughout the City. Generally, water main replacements are prioritized based on break history and age. Projects are also prioritized and completed ahead of pavement preservation projects. The anticipated prioritized projects include the following areas: North 24th Street from Montana Avenue to 2nd Avenue North, North 23rd Street from Montana to 2nd Avenue North, Avenues C-D-E from 10th Street West to 13th Street West, 11th Street from Grand Avenue to Avenue C, Monad Road from Daniaels Street to Plainview Drive, Broadwater Avenue from Division to 11th Street West, North 18th Street from 4th Avenue to 6th Avenue North, 6th Avenue North from North 18th to North 13th, North 13th from 6th Avenue North to 4th Avenue North, Byrd Street from Kratz Lane to Jackson Street, Jefferson Street from Orrel Drive to Kratz Lane, Kratz Lane and Orrel Drive east of Jackson Street, Monroe Street from Orrel Drive to Kratz Lane, Virginia Lane from Grand Avenue to Rimrock Road.

**Justification:**

The City's water infrastructure is aging and in need of replacement. Annual projects to replace areas of greatest need help to reduce leaks and failures and maintain reliable service to customers.

<b>CIP Status - SELECT from LIST</b> <u>New Project OR Modify Existing</u>	<b>Project Type - SELECT from LIST</b> <u>Renewal/Replacement OR Enhancement/New</u>
Modify Existing	Renewal/Replacement



**Operating Budget Impact:**

Reduced O&M due to reduced leaks and failures.

**Comments:**

Public Works utilizes a Multi-Objective Decision Analysis (MODA) approach to prioritization and CIP development. The CIP prioritization tool and strategy are based on advanced asset management strategies to provide a rigorous and defensible decision-making process that enables staff to balance the costs of assets with acceptable levels of risk, while continuously delivering established levels of services. Public Works projects are evaluated and scored against capital project objectives including safety (public and staff), compliance with regulations, maintaining current service levels, improving service levels, serving new growth, promoting efficiency, and protecting the environment. This project has a MODA score of 80.0 and was ranked 1st amongst Water projects.

Estimated Project Cost(s)	Prior Years	FY 2026	FY 2027	FY 2028	FY 2029	FY 2030	Future	Total Cost
Planning, Design, & Engineering		797,000	798,000	1,010,000	1,050,000	1,170,000		\$ 4,825,000
Land Acquisition								\$ -
Construction		4,518,000	4,522,000	5,730,000	5,950,000	6,630,000		\$ 27,350,000
Equipment								\$ -
Other								\$ -
<b>Total Project Cost</b>	\$ -	\$ 5,315,000	\$ 5,320,000	\$ 6,740,000	\$ 7,000,000	\$ 7,800,000	\$ -	\$ 32,175,000

Project Funding	Prior Years	FY 2026	FY 2027	FY 2028	FY 2029	FY 2030	Future	Total Cost
Wastewater Revenue(s)								\$ -
Water Revenue(s)		5,315,000	5,320,000	6,740,000	7,000,000	7,800,000		\$ 32,175,000
Developer Contributions - PW's Gas Tax								\$ -
								\$ -
								\$ -
								\$ -
<b>Total Project Funding</b>	\$ -	\$ 5,315,000	\$ 5,320,000	\$ 6,740,000	\$ 7,000,000	\$ 7,800,000	\$ -	\$ 32,175,000

<b>Department:</b>	<b>Public Works</b>	<b>FY26 - FY30 CIP</b>
<b>Project Category:</b>	<b>Utilities</b>	<b>Project Title: <u>Water - Annual Treatment Plant Electrical Improvements</u></b>

**Project Description/Location:**  
 This is a project to fund various electrical and automation upgrade projects at the Water Treatment Plant and pumping stations.

**Justification:**  
 Electrical upgrade projects are common in the water system due to the obsolescence of automation systems and replacements of electrical equipment at the Water Treatment Plant (WTP) and pumping stations. In FY26, the VFDs in Low Service Pump Station #2 will be replaced/upgraded. In FY27, transformers T5, T6, and T7A will be replaced.

<b>CIP Status - SELECT from LIST</b>	<b>Project Type - SELECT from LIST</b>
<i>New Project OR Modify Existing</i>	<i>Renewal/Replacement OR Enhancement/New</i>
Modify Existing	Renewal/Replacement





**Operating Budget Impact:**  
 New electrical equipment typically results in lower electrical costs as the equipment is more efficient. Also, new equipment requires fewer repairs.


**Comments:**  
 Public Works utilizes a Multi-Objective Decision Analysis (MODA) approach to prioritization and CIP development. The CIP prioritization tool and strategy are based on advanced asset management strategies to provide a rigorous and defensible decision-making process that enables staff to balance the costs of assets with acceptable levels of risk, while continuously delivering established levels of services. Public Works projects are evaluated and scored against capital project objectives including safety (public and staff), compliance with regulations, maintaining current service levels, improving service levels, serving new growth, promoting efficiency, and protecting the environment. This project has a MODA score of 73.8 and was ranked 4th amongst Water projects.

Estimated Project Cost(s)	Prior Years	FY 2026	FY 2027	FY 2028	FY 2029	FY 2030	Future	Total Cost
Planning, Design, & Engineering								\$ -
Land Acquisition								\$ -
Construction		200,000	500,000	315,000	325,000	250,000		\$ 1,590,000
Equipment								\$ -
Other								\$ -
<b>Total Project Cost</b>	\$ -	\$ 200,000	\$ 500,000	\$ 315,000	\$ 325,000	\$ 250,000	\$ -	\$ 1,590,000

Project Funding	Prior Years	FY 2026	FY 2027	FY 2028	FY 2029	FY 2030	Future	Total Cost
Wastewater Revenue(s)								\$ -
Water Revenue(s)		200,000	500,000	315,000	325,000	250,000		\$ 1,590,000
Developer Contributions - PW's Gas Tax								\$ -
								\$ -
								\$ -
								\$ -
<b>Total Project Funding</b>	\$ -	\$ 200,000	\$ 500,000	\$ 315,000	\$ 325,000	\$ 250,000	\$ -	\$ 1,590,000

<b>Department:</b> <i>Public Works</i>		<b>FY26 - FY30 CIP</b>							
<b>Project Category:</b> <i>Utilities</i>		<b>Project Title:</b> <i>Water - Fox Reservoir #1 Replacement</i>							
<b>Project Description/Location:</b> This project will replace the existing reservoir.									
<b>Justification:</b> The existing steel reservoir was constructed in 1982. The interior paint has reached the end of its lifecycle and is required to be recoated. Rather than recoat the reservoir, the life cycle costs are less to replace the reservoir with a concrete reservoir. Failure to complete this project will require that the existing reservoir be recoated and long-term increase in costs.									
<b>CIP Status - SELECT from LIST</b> <i>New Project OR Modify Existing</i>  Modify Existing		<b>Project Type - SELECT from LIST</b> <i>Renewal/Replacement OR Enhancement/New</i>  Renewal/Replacement							
<b>Operating Budget Impact:</b> Long-term O&M will be reduced.									
<b>Comments:</b> Public Works utilizes a Multi-Objective Decision Analysis (MODA) approach to prioritization and CIP development. The CIP prioritization tool and strategy are based on advanced asset management strategies to provide a rigorous and defensible decision-making process that enables staff to balance the costs of assets with acceptable levels of risk, while continuously delivering established levels of services. Public Works projects are evaluated and scored against capital project objectives including safety (public and staff), compliance with regulations, maintaining current service levels, improving service levels, serving new growth, promoting efficiency, and protecting the environment. This project has a MODA score of 55.7 and was ranked 12th amongst Water projects.									
<b>Estimated Project Cost(s)</b>	<b>Prior Years</b>	<b>FY 2026</b>	<b>FY 2027</b>	<b>FY 2028</b>	<b>FY 2029</b>	<b>FY 2030</b>	<b>Future</b>	<b>Total Cost</b>	
Planning, Design, & Engineering						440,000		\$	440,000
Land Acquisition								\$	-
Construction							4,100,000	\$	4,100,000
Equipment								\$	-
Other								\$	-
<b>Total Project Cost</b>	<b>\$ -</b>	<b>\$ -</b>	<b>\$ -</b>	<b>\$ -</b>	<b>\$ -</b>	<b>\$ 440,000</b>	<b>\$ 4,100,000</b>	<b>\$</b>	<b>4,540,000</b>
<b>Project Funding</b>	<b>Prior Years</b>	<b>FY 2026</b>	<b>FY 2027</b>	<b>FY 2028</b>	<b>FY 2029</b>	<b>FY 2030</b>	<b>Future</b>	<b>Total Cost</b>	
Wastewater Revenue(s)								\$	-
Water Revenue(s)						440,000	4,100,000	\$	4,540,000
Developer Contributions - PW's Gas Tax								\$	-
								\$	-
								\$	-
								\$	-
<b>Total Project Funding</b>	<b>\$ -</b>	<b>\$ -</b>	<b>\$ -</b>	<b>\$ -</b>	<b>\$ -</b>	<b>\$ 440,000</b>	<b>\$ 4,100,000</b>	<b>\$</b>	<b>4,540,000</b>

<b>Department:</b> <u>Public Works</u>		<b>FY26 - FY30 CIP</b>						
<b>Project Category:</b> <u>Utilities</u>		<b>Project Title: <u>Water - Grand Avenue Water Line Extension - 60th to 62nd</u></b>						
<b>Project Description/Location:</b> This project will extend the water main on Grand Avenue from 60th Street West to 62nd Street West (1000ft).								
<b>Justification:</b> This extension is necessary to support the growing community. The project needs to be completed with the Grand Avenue road project.								
<b>CIP Status - SELECT from LIST</b> <u>New Project OR Modify Existing</u>  0		<b>Project Type - SELECT from LIST</b> <u>Renewal/Replacement OR Enhancement/New</u>  Enhancement / New						
<b>Operating Budget Impact:</b> Additional water lines will require regular O&M, however, this extension will provide service to many new customers which increases the rate base.								
<b>Comments:</b> Public Works utilizes a Multi-Objective Decision Analysis (MODA) approach to prioritization and CIP development. The CIP prioritization tool and strategy are based on advanced asset management strategies to provide a rigorous and defensible decision-making process that enables staff to balance the costs of assets with acceptable levels of risk, while continuously delivering established levels of services. Public Works projects are evaluated and scored against capital project objectives including safety (public and staff), compliance with regulations, maintaining current service levels, improving service levels, serving new growth, promoting efficiency, and protecting the environment. This project has a MODA score of 56.8 and was ranked 11th amongst Water projects.								
<b>Estimated Project Cost(s)</b>	<b>Prior Years</b>	<b>FY 2026</b>	<b>FY 2027</b>	<b>FY 2028</b>	<b>FY 2029</b>	<b>FY 2030</b>	<b>Future</b>	<b>Total Cost</b>
Planning, Design, & Engineering								\$ -
Land Acquisition								\$ -
Construction			700,000					\$ 700,000
Equipment								\$ -
Other								\$ -
<b>Total Project Cost</b>	<b>\$ -</b>	<b>\$ -</b>	<b>\$ 700,000</b>	<b>\$ -</b>	<b>\$ -</b>	<b>\$ -</b>	<b>\$ -</b>	<b>\$ 700,000</b>
<b>Project Funding</b>	<b>Prior Years</b>	<b>FY 2026</b>	<b>FY 2027</b>	<b>FY 2028</b>	<b>FY 2029</b>	<b>FY 2030</b>	<b>Future</b>	<b>Total Cost</b>
Wastewater Revenue(s)								\$ -
Water Revenue(s)			700,000					\$ 700,000
Developer Contributions - PW's Gas Tax								\$ -
								\$ -
								\$ -
								\$ -
<b>Total Project Funding</b>	<b>\$ -</b>	<b>\$ -</b>	<b>\$ 700,000</b>	<b>\$ -</b>	<b>\$ -</b>	<b>\$ -</b>	<b>\$ -</b>	<b>\$ 700,000</b>

<b>Department:</b> <u>Public Works</u>		<b>FY26 - FY30 CIP</b>						
<b>Project Category:</b> <u>Utilities</u>		<b>Project Title: <u>Water - Skyway Drive Waterline Loop</u></b>						
<b>Project Description/Location:</b> This project will construct approximately 5000 ft of waterline in Zone 4N. A pressure-reducing valve is required to reduce pressure to Zone 3E.								
<b>Justification:</b> This is needed to serve new growth and loop water lines from Alkali Cr to Wicks Ln. Water system looping is a common practice that improves water quality and system redundancy.								
<b>CIP Status - SELECT from LIST</b> <u>New Project OR Modify Existing</u>  0		<b>Project Type - SELECT from LIST</b> <u>Renewal/Replacement OR Enhancement/New</u>  Enhancement / New						
<b>Operating Budget Impact:</b> Additional water lines will require regular O&M, however, this extension will provide service to new customers which increases the rate base.								
<b>Comments:</b> Public Works utilizes a Multi-Objective Decision Analysis (MODA) approach to prioritization and CIP development. The CIP prioritization tool and strategy are based on advanced asset management strategies to provide a rigorous and defensible decision-making process that enables staff to balance the costs of assets with acceptable levels of risk, while continuously delivering established levels of services. Public Works projects are evaluated and scored against capital project objectives including safety (public and staff), compliance with regulations, maintaining current service levels, improving service levels, serving new growth, promoting efficiency, and protecting the environment. This project has a MODA score of 65.2 and was ranked 7th amongst Water projects.								
<b>Estimated Project Cost(s)</b>	<b>Prior Years</b>	<b>FY 2026</b>	<b>FY 2027</b>	<b>FY 2028</b>	<b>FY 2029</b>	<b>FY 2030</b>	<b>Future</b>	<b>Total Cost</b>
Planning, Design, & Engineering					300,000			\$ 300,000
Land Acquisition								\$ -
Construction						2,900,000		\$ 2,900,000
Equipment								\$ -
Other								\$ -
<b>Total Project Cost</b>	\$ -	\$ -	\$ -	\$ -	\$ 300,000	\$ 2,900,000	\$ -	\$ 3,200,000
<b>Project Funding</b>	<b>Prior Years</b>	<b>FY 2026</b>	<b>FY 2027</b>	<b>FY 2028</b>	<b>FY 2029</b>	<b>FY 2030</b>	<b>Future</b>	<b>Total Cost</b>
Wastewater Revenue(s)								\$ -
Water Revenue(s)					300,000	2,900,000		\$ 3,200,000
Developer Contributions - PW's Gas Tax								\$ -
								\$ -
								\$ -
								\$ -
<b>Total Project Funding</b>	\$ -	\$ -	\$ -	\$ -	\$ 300,000	\$ 2,900,000	\$ -	\$ 3,200,000

<b>Department:</b> <u>Public Works</u>		<b>FY26 - FY30 CIP</b>						
<b>Project Category:</b> <u>Utilities</u>		<b>Project Title:</b> <u>Water - South 32nd St W/I-90/S Frontage Loop</u>						
<b>Project Description/Location:</b> This will fund the construction of a water main that will loop the water system on the southwest portion of the City.								
<b>Justification:</b> Water system looping is a common practice that improves water quality and system redundancy. This project will loop the water system on South 32nd St W to I-90.								
<b>CIP Status - SELECT from LIST</b> <u>New Project OR Modify Existing</u>  Modify Existing		<b>Project Type - SELECT from LIST</b> <u>Renewal/Replacement OR Enhancement/New</u>  Renewal/Replacement						
<b>Operating Budget Impact:</b> The additional water line will require regular O&M.								
<b>Comments:</b> Public Works utilizes a Multi-Objective Decision Analysis (MODA) approach to prioritization and CIP development. The CIP prioritization tool and strategy are based on advanced asset management strategies to provide a rigorous and defensible decision-making process that enables staff to balance the costs of assets with acceptable levels of risk, while continuously delivering established levels of services. Public Works projects are evaluated and scored against capital project objectives including safety (public and staff), compliance with regulations, maintaining current service levels, improving service levels, serving new growth, promoting efficiency, and protecting the environment. This project has a MODA score of 64.6 and was ranked 9th amongst Water projects.								
<b>Estimated Project Cost(s)</b>	<b>Prior Years</b>	<b>FY 2026</b>	<b>FY 2027</b>	<b>FY 2028</b>	<b>FY 2029</b>	<b>FY 2030</b>	<b>Future</b>	<b>Total Cost</b>
Planning, Design, & Engineering						325,000		\$ 325,000
Land Acquisition								\$ -
Construction							3,100,000	\$ 3,100,000
Equipment								\$ -
Other								\$ -
<b>Total Project Cost</b>	<b>\$ -</b>	<b>\$ -</b>	<b>\$ -</b>	<b>\$ -</b>	<b>\$ -</b>	<b>\$ 325,000</b>	<b>\$ 3,100,000</b>	<b>\$ 3,425,000</b>
<b>Project Funding</b>	<b>Prior Years</b>	<b>FY 2026</b>	<b>FY 2027</b>	<b>FY 2028</b>	<b>FY 2029</b>	<b>FY 2030</b>	<b>Future</b>	<b>Total Cost</b>
Wastewater Revenue(s)								\$ -
Water Revenue(s)						325,000	3,100,000	\$ 3,425,000
Developer Contributions - PW's Gas Tax								\$ -
								\$ -
								\$ -
								\$ -
<b>Total Project Funding</b>	<b>\$ -</b>	<b>\$ -</b>	<b>\$ -</b>	<b>\$ -</b>	<b>\$ -</b>	<b>\$ 325,000</b>	<b>\$ 3,100,000</b>	<b>\$ 3,425,000</b>

<b>Department:</b> <u>Public Works</u>		<b>FY26 - FY30 CIP</b>						
<b>Project Category:</b> <u>Utilities</u>		<b>Project Title: <u>Water - Storage Improvements (Zone 1)</u></b>						
<b>Project Description/Location:</b> This project will construct an additional water tank in Pressure Zone #1 which serves the downtown area.								
<b>Justification:</b> Pressure Zone #1 serves the downtown area which includes critical facilities such as hospitals and healthcare facilities. Currently, Pressure Zone #1 is deficient in water storage per the Water Master Plan. Storage is needed to address fire, operational, and other emergency needs. This project will add a 3 million gallon storage tank to Pressure Zone #1. The Water Master Plan recommended an alternative of constructing a tank on the north side of Swords Park with a water main that connects the tank to Walter Pump Station.								
<b>CIP Status - SELECT from LIST</b> <u>New Project OR Modify Existing</u>  Modify Existing		<b>Project Type - SELECT from LIST</b> <u>Renewal/Replacement OR Enhancement/New</u>  Enhancement / New						
<b>Operating Budget Impact:</b> There is additional O&M associated with a storage tank but it is minor for a newly constructed reservoir.								
<b>Comments:</b> Public Works utilizes a Multi-Objective Decision Analysis (MODA) approach to prioritization and CIP development. The CIP prioritization tool and strategy are based on advanced asset management strategies to provide a rigorous and defensible decision-making process that enables staff to balance the costs of assets with acceptable levels of risk, while continuously delivering established levels of services. Public Works projects are evaluated and scored against capital project objectives including safety (public and staff), compliance with regulations, maintaining current service levels, improving service levels, serving new growth, promoting efficiency, and protecting the environment. This project has a MODA score of 72.3 and was ranked 5th amongst Water projects.								
<b>Estimated Project Cost(s)</b>	<b>Prior Years</b>	<b>FY 2026</b>	<b>FY 2027</b>	<b>FY 2028</b>	<b>FY 2029</b>	<b>FY 2030</b>	<b>Future</b>	<b>Total Cost</b>
Planning, Design, & Engineering	686,000		500,000					\$ 1,186,000
Land Acquisition								\$ -
Construction			6,700,000					\$ 6,700,000
Equipment								\$ -
Other								\$ -
<b>Total Project Cost</b>	<b>\$ 686,000</b>	<b>\$ -</b>	<b>\$ 7,200,000</b>	<b>\$ -</b>	<b>\$ -</b>	<b>\$ -</b>	<b>\$ -</b>	<b>\$ 7,886,000</b>
<b>Project Funding</b>	<b>Prior Years</b>	<b>FY 2026</b>	<b>FY 2027</b>	<b>FY 2028</b>	<b>FY 2029</b>	<b>FY 2030</b>	<b>Future</b>	<b>Total Cost</b>
Wastewater Revenue(s)								\$ -
Water Revenue(s)	686,000		7,200,000					\$ 7,886,000
Developer Contributions - PW's Gas Tax								\$ -
								\$ -
								\$ -
								\$ -
<b>Total Project Funding</b>	<b>\$ 686,000</b>	<b>\$ -</b>	<b>\$ 7,200,000</b>	<b>\$ -</b>	<b>\$ -</b>	<b>\$ -</b>	<b>\$ -</b>	<b>\$ 7,886,000</b>

<b>Department:</b>	<b>Public Works</b>	<b>FY26 - FY30 CIP</b>
<b>Project Category:</b>	<b>Utilities</b>	<b>Project Title: <u>Water - Treatment Plant 750 kW Solar PV Generation</u></b>

**Project Description/Location:**  
 This project will install a 750kW photovoltaic power system at the existing water treatment plant. Electrical switchgear will be added to connect to the water treatment plant electrical switchgear.

**Justification:**  
 The water treatment plant has the largest electrical demand in the City of Billings, accounting for more than \$1,300,000 annually. A portion of that cost can be offset by installing a solar photovoltaic system. A study done in 2023 by NREL recommended installing a 750kW system. Other communities, such as Missoula have pursued power purchase agreements where the system is owned, operated, and maintained by a separate entity and the power is purchased from the separate entity. This option can be pursued in lieu of City ownership.

<b>CIP Status - SELECT from LIST</b>	<b>Project Type - SELECT from LIST</b>
<b>New Project OR Modify Existing</b>	<b>Renewal/Replacement OR Enhancement/New</b>
New Project	Enhancement / New



**Operating Budget Impact:**  
 The PV power system is expected to save approximately \$100,000 annually on the water treatment plant power bill. Additional maintenance of electrical equipment and switchgear will be required.

**Comments:**  
 Public Works utilizes a Multi-Objective Decision Analysis (MODA) approach to prioritization and CIP development. The CIP prioritization tool and strategy are based on advanced asset management strategies to provide a rigorous and defensible decision-making process that enables staff to balance the costs of assets with acceptable levels of risk, while continuously delivering established levels of services. Public Works projects are evaluated and scored against capital project objectives including safety (public and staff), compliance with regulations, maintaining current service levels, improving service levels, serving new growth, promoting efficiency, and protecting the environment. This project has a MODA score of 61.2 and was ranked 10th amongst Water projects.

Estimated Project Cost(s)	Prior Years	FY 2026	FY 2027	FY 2028	FY 2029	FY 2030	Future	Total Cost
Planning, Design, & Engineering						100,000		\$ 100,000
Land Acquisition						910,000		\$ 910,000
Construction								\$ -
Equipment								\$ -
Other								\$ -
<b>Total Project Cost</b>	<b>\$ -</b>	<b>\$ -</b>	<b>\$ -</b>	<b>\$ -</b>	<b>\$ -</b>	<b>\$ 1,010,000</b>	<b>\$ -</b>	<b>\$ 1,010,000</b>

Project Funding	Prior Years	FY 2026	FY 2027	FY 2028	FY 2029	FY 2030	Future	Total Cost
Wastewater Revenue(s)								\$ -
Water Revenue(s)						1,010,000		\$ 1,010,000
								\$ -
								\$ -
								\$ -
								\$ -
<b>Total Project Funding</b>	<b>\$ -</b>	<b>\$ -</b>	<b>\$ -</b>	<b>\$ -</b>	<b>\$ -</b>	<b>\$ 1,010,000</b>	<b>\$ -</b>	<b>\$ 1,010,000</b>

<b>Department:</b>	<b>Public Works</b>	<b>FY26 - FY30 CIP</b>
<b>Project Category:</b>	<b>Utilities</b>	<b>Project Title: <u>Water - Treatment Plant Air Scour Line Replacement</u></b>

**Project Description/Location:**  
 Air Scour lines are used to introduce large volumes of air under the filter media bed, agitating the media and releasing trapped particles. This process is necessary during the backwashing of filters. The project replaces the lines with stainless steel to allow for an extended service life of the filters.

**Justification:**  
 The WTP has been experiencing multiple ruptures of the Air Scour Lines on filters. These ruptures are due to corrosion in the lines eating through the inside walls of the pipes. An ultrasound assessment of all the lines in the WTP was conducted and all Air Scour lines were found to be dangerous through the system. This is most likely due to all the pipes being the same age, 20 years, of the same construction carbon steel and operating under the same corrosive conditions.

<b>CIP Status - SELECT from LIST</b>  New Project OR Modify Existing  0	<b>Project Type - SELECT from LIST</b>  Renewal/Replacement OR Enhancement/New  Renewal/Replacement
---	---




**Operating Budget Impact:**  
 The O&M costs will decrease due to fewer breaks in the air scour lines.

**Comments:**  
 Public Works utilizes a Multi-Objective Decision Analysis (MODA) approach to prioritization and CIP development. The CIP prioritization tool and strategy are based on advanced asset management strategies to provide a rigorous and defensible decision-making process that enables staff to balance the costs of assets with acceptable levels of risk, while continuously delivering established levels of services. Public Works projects are evaluated and scored against capital project objectives including safety (public and staff), compliance with regulations, maintaining current service levels, improving service levels, serving new growth, promoting efficiency, and protecting the environment. This project has a MODA score of 78.0 and was ranked 2nd amongst Water projects.

Estimated Project Cost(s)	Prior Years	FY 2026	FY 2027	FY 2028	FY 2029	FY 2030	Future	Total Cost
Planning, Design, & Engineering		100,000						\$ 100,000
Land Acquisition								\$ -
Construction		950,000						\$ 950,000
Equipment								\$ -
Other								\$ -
<b>Total Project Cost</b>	<b>\$ -</b>	<b>\$ 1,050,000</b>	<b>\$ -</b>	<b>\$ -</b>	<b>\$ -</b>	<b>\$ -</b>	<b>\$ -</b>	<b>\$ 1,050,000</b>

Project Funding	Prior Years	FY 2026	FY 2027	FY 2028	FY 2029	FY 2030	Future	Total Cost
Wastewater Revenue(s)								\$ -
Water Revenue(s)		1,050,000						\$ 1,050,000
Developer Contributions - PW's Gas Tax								\$ -
								\$ -
								\$ -
								\$ -
<b>Total Project Funding</b>	<b>\$ -</b>	<b>\$ 1,050,000</b>	<b>\$ -</b>	<b>\$ -</b>	<b>\$ -</b>	<b>\$ -</b>	<b>\$ -</b>	<b>\$ 1,050,000</b>

<b>Department:</b> <u>Public Works</u>		<b>FY26 - FY30 CIP</b>						
<b>Project Category:</b> <u>Utilities</u>		<b>Project Title:</b> <u>Water - Treatment Plant Leaks Mitigation</u>						
<b>Project Description/Location:</b> An assessment is in progress to identify and plan remediation of leaks around water treatment plant facilities. It was observed that very large volumes of water have been flowing continuously into the underground areas around the treatment plant. This has been observed in several areas across the campus. This water has been tested and proven to be chlorinated, thus it is not groundwater.								
<b>Justification:</b> This project is necessary to address failure. An assessment is needed to determine the level of threat to the treatment plant. The erosion caused by the leaks could eventually result in catastrophic failure of pipelines and concrete structures, resulting in a complete and extended shutdown of the water treatment plant. Additionally, the loss of treated water is a wasted operating cost. Over the course of years, this is a substantial amount of funds which are lost.								
<b>CIP Status - SELECT from LIST</b> <u>New Project OR Modify Existing</u>  0		<b>Project Type - SELECT from LIST</b> <u>Renewal/Replacement OR Enhancement/New</u>  Renewal/Replacement						
<b>Operating Budget Impact:</b> The amount of water lost to leaks will reduce and therefore reduce the total amount of water to produce. Also, O&M to find and repair damage caused by the leaks will be reduced.								
<b>Comments:</b> Public Works utilizes a Multi-Objective Decision Analysis (MODA) approach to prioritization and CIP development. The CIP prioritization tool and strategy are based on advanced asset management strategies to provide a rigorous and defensible decision-making process that enables staff to balance the costs of assets with acceptable levels of risk, while continuously delivering established levels of services. Public Works projects are evaluated and scored against capital project objectives including safety (public and staff), compliance with regulations, maintaining current service levels, improving service levels, serving new growth, promoting efficiency, and protecting the environment. This project has a MODA score of 70.1 and was ranked 6th amongst Water projects.								
<b>Estimated Project Cost(s)</b>	<b>Prior Years</b>	<b>FY 2026</b>	<b>FY 2027</b>	<b>FY 2028</b>	<b>FY 2029</b>	<b>FY 2030</b>	<b>Future</b>	<b>Total Cost</b>
Planning, Design, & Engineering								\$ -
Land Acquisition								\$ -
Construction				2,200,000				\$ 2,200,000
Equipment								\$ -
Other								\$ -
<b>Total Project Cost</b>	\$ -	\$ -	\$ -	\$ 2,200,000	\$ -	\$ -	\$ -	\$ 2,200,000
<b>Project Funding</b>	<b>Prior Years</b>	<b>FY 2026</b>	<b>FY 2027</b>	<b>FY 2028</b>	<b>FY 2029</b>	<b>FY 2030</b>	<b>Future</b>	<b>Total Cost</b>
Wastewater Revenue(s)								\$ -
Water Revenue(s)				2,200,000				\$ 2,200,000
Developer Contributions - PW's Gas Tax								\$ -
								\$ -
								\$ -
								\$ -
<b>Total Project Funding</b>	\$ -	\$ -	\$ -	\$ 2,200,000	\$ -	\$ -	\$ -	\$ 2,200,000

<b>Department:</b>	<b>Public Works</b>	<b>FY26 - FY30 CIP</b>
<b>Project Category:</b>	<b>Utilities</b>	<b>Project Title: <u>Water - Treatment Plant Post Chlorination Improvements</u></b>

**Project Description/Location:**  
 The Water Treatment Plant uses chlorine to disinfect the water from microbial contaminants. The chlorine solution is applied to the incoming water prior to the filtration process. Applying the chlorine solution post-filtration has been shown to reduce the number of disinfection by-products (DBP) in the drinking water. This project will install small chemical pumps to push the chlorine solution from the chemical building to the high-service pump station. The chemical piping between the buildings already exists.

**Justification:**  
 The Safe Drinking Water Act regulates the amount of DBPs that can be present in the water. While the current DBP levels do not trigger a maximum contaminant level (MCL) violation, reducing the levels will ensure the DBPs don't exceed the MCL in the future. Additionally, the project will reduce costs by reducing the overall chlorine demand. We anticipate this project will pay for itself in less than 2 years from reduced chlorine costs.

<b>CIP Status - SELECT from LIST</b> <i>New Project OR Modify Existing</i>	<b>Project Type - SELECT from LIST</b> <i>Renewal/Replacement OR Enhancement/New</i>
New Project	Enhancement / New



**Operating Budget Impact:**  
 The WTP spends approximately \$250,000 annually on chlorine gas. Post-chlorination is anticipated to reduce the amount of chlorine demand by approximately 25% or 62,500 annually.

**Comments:**  
 Public Works utilizes a Multi-Objective Decision Analysis (MODA) approach to prioritization and CIP development. The CIP prioritization tool and strategy are based on advanced asset management strategies to provide a rigorous and defensible decision-making process that enables staff to balance the costs of assets with acceptable levels of risk, while continuously delivering established levels of services. Public Works projects are evaluated and scored against capital project objectives including safety (public and staff), compliance with regulations, maintaining current service levels, improving service levels, serving new growth, promoting efficiency, and protecting the environment. This project has a MODA score of 77.1 and was ranked 3rd amongst Water projects.

Estimated Project Cost(s)	Prior Years	FY 2026	FY 2027	FY 2028	FY 2029	FY 2030	Future	Total Cost
Planning, Design, & Engineering		10,500						\$ 10,500
Land Acquisition								\$ -
Construction		94,500						\$ 94,500
Equipment								\$ -
Other								\$ -
<b>Total Project Cost</b>	\$ -	\$ 105,000	\$ -	\$ -	\$ -	\$ -	\$ -	\$ 105,000

Project Funding	Prior Years	FY 2026	FY 2027	FY 2028	FY 2029	FY 2030	Future	Total Cost
Wastewater Revenue(s)								\$ -
Water Revenue(s)		105,000						\$ 105,000
								\$ -
								\$ -
								\$ -
								\$ -
<b>Total Project Funding</b>	\$ -	\$ 105,000	\$ -	\$ -	\$ -	\$ -	\$ -	\$ 105,000

<b>Department:</b> <u>Public Works</u>		<b>FY26 - FY30 CIP</b>						
<b>Project Category:</b> <u>Utilities</u>		<b>Project Title:</b> <u>Water - Zone 6 Storage and Looping Improvements</u>						
<b>Project Description/Location:</b> This project will construct an additional water tank and water line in Pressure Zone #6 which serves the area on top of rims including a portion of the Inner Belt Loop.								
<b>Justification:</b> Pressure Zone #6 serves the area on top of the rims west of the airport and also includes Rehberg Ranch Subdivision. Currently, Pressure Zone #6 is a closed pressure zone (has no storage) and relies on the limited water storage in Pressure Zone #5 (0.1 million gallons). Storage is needed to address fire, operational, and other emergency needs. This project will add a 1 million gallon storage tank to Pressure Zone #6. This project will also address the lack of a redundant water main to the top of the rims, including the airport, by providing pumps and a pipeline from Ironwood Tank to the new Zone #6 tank. The Water Master Plan recommended acquiring land and easement near Indian Cliffs Subdivision or along Highway 3. The water main would connect to the existing system near the intersection of Highway 3 and Zimmerman Tr. This will also benefit the airport water system by providing a redundant way to fill the Logan Tank (Zone #5) and will delay or eliminate the need for a water line connection from Alkali Creek.								
<b>CIP Status - SELECT from LIST</b> <u>New Project OR Modify Existing</u>  0		<b>Project Type - SELECT from LIST</b> <u>Renewal/Replacement OR Enhancement/New</u>  Enhancement / New						
<b>Operating Budget Impact:</b> There are minor O&M costs associated with a new reservoir. While the additional water line will require O&M, it eliminates the need for another water line which reduces potential additional costs.								
<b>Comments:</b> Public Works utilizes a Multi-Objective Decision Analysis (MODA) approach to prioritization and CIP development. The CIP prioritization tool and strategy are based on advanced asset management strategies to provide a rigorous and defensible decision-making process that enables staff to balance the costs of assets with acceptable levels of risk, while continuously delivering established levels of services. Public Works projects are evaluated and scored against capital project objectives including safety (public and staff), compliance with regulations, maintaining current service levels, improving service levels, serving new growth, promoting efficiency, and protecting the environment. This project has a MODA score of 64.8 and was ranked 8th amongst Water projects.								
<b>Estimated Project Cost(s)</b>	<b>Prior Years</b>	<b>FY 2026</b>	<b>FY 2027</b>	<b>FY 2028</b>	<b>FY 2029</b>	<b>FY 2030</b>	<b>Future</b>	<b>Total Cost</b>
Planning, Design, & Engineering				1,100,000				\$ 1,100,000
Land Acquisition								\$ -
Construction					10,400,000			\$ 10,400,000
Equipment								\$ -
Other								\$ -
<b>Total Project Cost</b>	<b>\$ -</b>	<b>\$ -</b>	<b>\$ -</b>	<b>\$ 1,100,000</b>	<b>\$ 10,400,000</b>	<b>\$ -</b>	<b>\$ -</b>	<b>\$ 11,500,000</b>
<b>Project Funding</b>	<b>Prior Years</b>	<b>FY 2026</b>	<b>FY 2027</b>	<b>FY 2028</b>	<b>FY 2029</b>	<b>FY 2030</b>	<b>Future</b>	<b>Total Cost</b>
Wastewater Revenue(s)								\$ -
Water Revenue(s)				1,100,000	10,400,000			\$ 11,500,000
Developer Contributions - PW's Gas Tax								\$ -
								\$ -
								\$ -
								\$ -
<b>Total Project Funding</b>	<b>\$ -</b>	<b>\$ -</b>	<b>\$ -</b>	<b>\$ 1,100,000</b>	<b>\$ 10,400,000</b>	<b>\$ -</b>	<b>\$ -</b>	<b>\$ 11,500,000</b>

<b>Department:</b> <u>Public Works</u>		<b>FY26 - FY30 CIP</b>						
<b>Project Category:</b> <u>Utilities</u>		<b>Project Title:</b> <u>Water Compensation Agreements</u>						
<b>Project Description/Location:</b> This is an on-going program to fund compensation agreements with private developers for oversizing water mains and other City authorized costs.								
<b>Justification:</b> Per the City's rules and regulations for water service, the city will pay for oversizing of water mains when they are extended by developers. Without these funds, the lines installed by developers would not be large enough to serve areas beyond each development and the systems would not function properly.								
<b>CIP Status - SELECT from LIST</b> <u>New Project OR Modify Existing</u>  Modify Existing		<b>Project Type - SELECT from LIST</b> <u>Renewal/Replacement OR Enhancement/New</u>  Renewal/Replacement		<p style="text-align: center;"><b>COMPENSATION AGREEMENT</b></p> <p style="text-align: center;">THIS AGREEMENT entered into this ____ day of _____, 20__ between THE CITY OF BILLINGS, Billings, Montana, hereinafter referred to as the "CITY", and _____ of _____ hereinafter referred to as "DEVELOPER"</p> <p style="text-align: center;">WITNESSETH</p> <p>WHEREAS, the CITY'S Water/Wastewater Extension Policy outlines the procedure and criteria the CITY uses in approving extensions of the public water and wastewater systems; and</p> <p>WHEREAS, the CITY'S Utilities Fees Practice outlines how the CITY participates in construction of various water and wastewater facilities and applies water and wastewater construction fees and system development fees to developments; and</p> <p>WHEREAS, no person, developer, customer or applicant shall acquire any vested rights under the terms and provisions of this agreement; and</p> <p>WHEREAS, DEVELOPER has agreed to extend or replace water and/or wastewater facilities for the purpose</p>				
<b>Operating Budget Impact:</b> Additional water lines will require regular O&M however, by installing larger lines initially, fewer lines will be needed in the long run.								
<b>Comments:</b> Public Works utilizes a Multi-Objective Decision Analysis (MODA) approach to prioritization and CIP development. This project is not included in the CIP prioritization tool because Water and Wastewater Rules and Regulations require the annual funding of compensation agreements.								
<b>Estimated Project Cost(s)</b>	<b>Prior Years</b>	<b>FY 2026</b>	<b>FY 2027</b>	<b>FY 2028</b>	<b>FY 2029</b>	<b>FY 2030</b>	<b>Future</b>	<b>Total Cost</b>
Planning, Design, & Engineering								\$ -
Land Acquisition								\$ -
Construction								\$ -
Equipment								\$ -
Other		300,000	300,000	300,000	300,000	300,000		\$ 1,500,000
<b>Total Project Cost</b>	<b>\$ -</b>	<b>\$ 300,000</b>	<b>\$ 300,000</b>	<b>\$ 300,000</b>	<b>\$ 300,000</b>	<b>\$ 300,000</b>	<b>\$ -</b>	<b>\$ 1,500,000</b>
<b>Project Funding</b>	<b>Prior Years</b>	<b>FY 2026</b>	<b>FY 2027</b>	<b>FY 2028</b>	<b>FY 2029</b>	<b>FY 2030</b>	<b>Future</b>	<b>Total Cost</b>
Wastewater Revenue(s)								\$ -
Water Revenue(s)		300,000	300,000	300,000	300,000	300,000		\$ 1,500,000
Developer Contributions - PW's Gas Tax								\$ -
								\$ -
								\$ -
								\$ -
<b>Total Project Funding</b>	<b>\$ -</b>	<b>\$ 300,000</b>	<b>\$ 300,000</b>	<b>\$ 300,000</b>	<b>\$ 300,000</b>	<b>\$ 300,000</b>	<b>\$ -</b>	<b>\$ 1,500,000</b>

# CIP Glossary



# FY 2026 - 2030 CAPITAL IMPROVEMENT PLAN

## GLOSSARY

### A

#### **ADA**

Americans with Disabilities Act.

#### **AIP**

Airport Improvement Program.

#### **Airport FAA Grant**

The Airport Improvement Program (AIP) provides grants to public agencies for the planning and development of public-use airports that are included in the National Plan of Integrated Airport Systems (NPIAS).

#### **Airport Fund**

Accounts for the Billings Logan International Airport operations and for all the resources received and used for acquisition and development of airport capital improvements and equipment.

#### **Airport Improvement Program (AIP)**

Federally funded grant program in which annual entitlements combined with local share dollars, are used to fund Federally approved airfield improvements and/ or equipment purchases. Examples of AIP projects include taxiway/ runway overlays, airfield lighting, navigational equipment installation, airfield firefighting equipment, etc.

#### **Airport User Fees**

Fees assessed the end user of airport services and are typically used as a funding source for projects, improvements and maintenance of airport facilities.

#### **Americans with Disabilities Act (ADA)**

Federal law providing for a wide range of protection to individuals with disabilities ranging from prohibitions against discrimination in employment to specific requirements for modifications of public facilities and transportation systems.

#### **Arterial Construction Fund**

Accounts for construction and reconstruction of arterial streets throughout the City.

### B

#### **BARSAA**

Bridge and Road Safety and Accountability Act

#### **Baseball Field/ Stadium Donations (for Capital Fund)**

Accounts for donations to fund future capital maintenance for the ball field and stadium.

#### **Billings Metropolitan Transit**

Public Transit System providing fixed-route and paratransit bus services to the City of Billings.

#### **Billings Operations Center (BOC)**

Facility that houses the Central Motor Pool, Solid Waste Division, Street-Traffic Division, Parks Maintenance Division, and the Police Department Roll-Call and Training location.

#### **Billings Trailnet**

A non-profit that supports urban trail systems by raising money to be used as fund matching for City funding and projects.

#### **Bond**

Debt instruments that require repayment of a specified principal amount on a certain date (maturity date) together with interest at a stated rate or according to a formula for determining the interest rate. For the purposes of the City of Billings we use the General Obligation, Revenue, Sidewalk and Curb District, Special Improvement District, and Tax Increment Bonds.

#### **Bridge and Road Safety and Accountability Act**

House Bill 473, known as the Bridge and Road Safety and Accountability Act (BaRSAA), provides for a graduated increase in motor fuel tax by fiscal year 2023 and is managed by the Montana Department of Transportation (MDT). Funds can be used to pay for the construction, reconstruction, maintenance, and repair of rural roads, city streets and alleys; and bridges.

#### **BUILD Grant**

Provided by the US Department of Transportation to invest in projects that promise to achieve national objectives related to road, rail, transit and port systems.

### C

#### **Capital Asset(s)**

Assets of significant value and having a useful life of several years. Also called Fixed Assets.

#### **Capital Improvement Plan (CIP)**

The CIP provides a forecast of funds available for capital projects and identifies all planned capital improvement projects and their estimated costs over the five-year period.

**Capital Expenditure**

An outlay that results in or contributes to the acquisition or construction of a capital asset.

**Capital Project**

A capital project is a project that costs \$25,000 or more and results in a permanent addition to the City's asset through the acquisition of property, new construction, or rehabilitation of an existing facility to a like-new condition. Project costs can include the cost of land, engineering, architectural planning, and contract services needed to complete the project.

**Capital Project Fund(s)**

These account for the acquisition and construction of major capital facilities such as a fire station or stadium. Revenues may be from grants, taxes, bonds, donations, transfers from other funds or assessments. For the purposes of the City of Billings there are currently these funds in this fund type: Sidewalks and Curb District Fund, Special Improvement Districts (SID) Fund.

**Capital Replacement Fund**

Used strictly for the replacement of vehicles and major items of equipment. Reserves are accumulated in this fund through transfers from benefitting funds.

**Category**

Projects in the CIP are organized into groupings based on common criteria. Typically this will be under the Department heading and may reflect a Division, operational work-group or service type.

**Cell Tower Revenue**

Funds generated from the leasing of City owned property.

**CFC**

Customer Facility Charge.

**Charges to City Departments**

Internal service fees assessed between Departments.

**CIP**

Capital Improvement Plan (CIP)

**CIP Status**

An identifying status is used to indicate if a project is new or has already been approved and is now subject to a change. For the purpose of the City of Billings examples include Modify Existing and New Project status designations.

**Contribution(s)**

A revenue source that is not an assessment tax or service fee, these may come from entities such as Private, Contractor, and may be Matched or account for full funding of a project.

**Customer Facility Charge**

User fee charged by an airport operator for rental car use.

**D**

**Department**

Defined work group or operation center within the City hierarchy. For the purposes of the City of Billings examples would include Aviation & Transit, Fire, Police, and Public Works.

**Developer Contributions**

Monetary commitments used for improvements and infrastructure that are received as part of a development project such as a subdivision.

**E**

**East Tax Increment District Fund**

Accounts for revenues from property tax levies in the East Tax Increment District on increased taxable values. Amounts collected are used for the benefit of the tax district.

**Enterprise Fund**

Funds established to account for specific services funded directly by user fees and charges to users for services. These funds are intended to be self-supporting. For the purposes of the City of Billings, these funds include Airport, Parking, Solid Waste, Transit, Wastewater, Water funds.

**Environmental Protection Agency (EPA)**

An independent agency of the United States federal government responsible for environmental protection.

**EPA**

Environmental Protection Agency (EPA)

**EPA Grant**

Funds awarded by the EPA to other organizations to conduct environmental programs or projects.

## F

### **FAA**

Federal Aviation Administration

### **Facilities Charges for Services**

Internal services charges related to Facilities Management and usually accounting for building maintenance.

### **Facilities Management Fund**

An Internal Services Fund that provides operating and maintenance services to the City Hall and BOC buildings. Also provides project management, specifications, and/or advice to all City Departments.

### **Facilities Master Plan**

Document that describes and organization's facilities, their purpose and future needs planning, including maintenance, reconstruction and acquisitions.

### **Federal Transit Administration (FTA)**

An agency within the United States Department of Transportation (DOT) that provides financial and technical assistance to local public transit systems.

### **Fixed Asset(s)**

Assets of significant value and having a useful life of several years. Also called Capital Assets.

### **FTA**

Federal Transit Administration (FTA)

### **Fund**

An existing collection of money.

### **Fund Type**

For the purposes of the City of Billings, Montana, there are five (5) funding types that are utilized in relation to the CIP, examples include Capital Project, Enterprise, General, Internal Service, and Special Revenue.

### **Funding**

The source of money being collected into a fund.

## G

### **Gas Tax Fund**

Accounts for revenues received from the State of Montana gasoline tax.

### **General Fund**

Accounts for resources not otherwise required to be in another specified fund, either legally or by financial management practices. For the purposes of the City of Billings it is funded by property tax, licenses, permits, fees for service, fines and forfeitures, and state intergovernmental revenues.

### **Grant**

A contribution by the State or Federal government, or another organization for a specific purpose, activity or facility. For the purposes of the City of Billings examples would include the Airport Cargo, Airport FAA, Build, EPA, NRDP/YRRP, Recreational Trails, Transit FTA, and Transportation Alternatives Grants.

## H

## I

### **IBL**

Inner Belt Loop

### **Inner Belt Loop (IBL)**

A planned route intended to better connect the West End of Billings with the Heights using Zimmerman Trail, Alkali Creek Road and Wicks Lane.

### **Internal Service Fund**

Accounts for activities and services performed by a City Department for other organizational units within the City. For the purposes of the City of Billings an example would be the Facilities Management Fund.

## J

### **Justification**

An explanation of how a project addresses a specific issue or need.

## K

## L

## M

### **MDT**

Montana Department of Transportation

### **MET**

Billings Metropolitan Transit.

### **Mill Levy**

A special tax, assessment or service charge based on the taxable value of a property and used to support specified governmental activities.

### **Missing Sidewalk and Construction Program**

Addresses sidewalk repair and construction needs on an on-going basis. Managed by the Engineering Division of Public Works.

## N

### **Natural Resource Damage Program (NRDP)**

Division of the Montana Department of Justice that seeks to recover damages to natural resources injured by the release of hazardous substances and to restore, rehabilitate, replace or acquire the equivalent of the injured natural resource.

### **NRDP**

Natural Resource Damage Program.

### **NRDP/YRRP Grant**

Grant partnership providing funds for projects related to the protection, restoration and development of natural resources.

## O

### **Operating Budget Impact**

An estimate of a capital project's ongoing operating expenses upon completion and the impact on the City's operating budget.

## P

### **Park District 1 Fund**

Accounts for the city-wide park assessment revenues and is used for maintenance and improvements of City parks.

### **Park Maintenance District Fund**

Accounts for revenues from special assessment districts that support the maintenance of various, individual parks.

### **Parking Fund**

Accounts for operations of the City Parking Division.

### **Parks Program Fund**

Accounts for revenues and expenditures related to park acquisitions and improvements.

### **PAVER Program**

Preventative asphalt maintenance program that addresses on-going needs of streets within the City of Billings, including overlaying, crack sealing and chip sealing. Managed by the Engineering Division of the Public Works Department.

### **Private Contribution**

Funds provided to the City for use on specified projects from a privately owned entity or individual(s).

### **Project Funding**

How a project is specifically financed, this may include one or various funds as a funding source.

### **Project Type**

Designation that indicates if a project will be maintaining a current resource or adding a new or increased asset/ value. For the purposes of the City of Billings examples include types Renewal/ Replacement, or Enhancement/ New.

### **Public Safety Fund**

Accounts for the Fire Department and Police Department operations, this includes the Animal Control Division.

## Q

## R

### **Recreational Trails Grant**

Federally funded grant for the support of Montana recreational trails systems.

### **Recreational Trails Program**

Administered by Montana State Parks and provides funds to develop and maintain recreational trails and related facilities throughout the state.

### **Revenue Source**

Income produced by a given source. For the purposes of the City of Billings examples include charges to City Departments, Contributions, Debt, Grant, Special Assessments, State Revenue, Tax Revenue, User Fees and Charges that fund various projects and operations.

## S

### **SID**

Special Improvement District.

### **Sidewalk and Curb District Fund**

Accounts for the payment of debt used for the construction of sidewalks and curbing throughout the City.

### **Solid Waste Fund**

Accounts for the operations of the Solid Waste Division, including collection services and landfill operations.

### **South Tax Increment District Fund**

Accounts for revenues from property tax levies in the South Tax Increment District on increased taxable values. Amounts collected are used for the benefit of the tax district.

### **Special Assessments**

A levy imposed on certain properties to defray all or part of the cost for a specific improvement or service which primarily benefits the property being assessed. For the purposes of the City of Billings examples include Arterial, Park District 1, Storm, and Street Maintenance District assessments.

### **Special Improvement District**

Districts established to accommodate special assessment needs to support improvements such as water, sanitation, storm drains and streets.

### **Special Improvement District (SID) Fund**

Accounts for the funds generated from a Special Improvement District assessment.

### **Special Revenue Fund**

Accounts for the proceeds of specific revenue sources (other than those for expendable trusts and major capital projects and enterprise activities) to finance specified activities as required by law or administrative regulation. For the purposes of the City of Billings examples of this fund type are Arterial Construction, Baseball Field/ Stadium Donations for Capital Fund, East Tax Increment District, Gas Tax, Park District 1, Park Program, Public Safety, South Tax Increment District, Storm, Trails, and Transportation Alternatives.

### **State Revenue**

Funding from the State, this may be from taxes or other sources.

### **Storm Drain Assessment**

Used to generate funding for the operation, maintenance and construction of the storm drain system.

### **Storm Fund**

Accounts for the operation and maintenance of the storm drain system.

### **Stormwater Master Plan**

Contains information on the condition of the City's stormwater management systems, streams and watersheds in addition to recommendations for improvements.

## T

### **Tax Increment District**

Areas within the City which have been identified by Resolution to be "blighted", this allows for special property tax treatment. Defined as an area with declining taxable value that requires redevelopment in the interest of public health and safety and citizen welfare. Tax revenue from construction and improvements in an assessed Tax District are then used for new construction and improvements for the same District

### **Tax Increment District Bond**

Specially limited obligation bond payable from anticipated incremental increases in tax revenues, resulting from the redevelopment of a specified area.

**Tax Increment District Fund**

Accounts for funding from a Tax Increment District. For the purposes of the City of Billings examples include the South, East, and Tax Increment District Funds.

**Tax Revenue**

Revenues resulting from tax assessments and treated as income for specified projects or operations.

**TIFD**

Tax Increment District Fund

**Trails Fund**

Accounts for the maintenance and development of the multi-use trail system.

**Transit FTA Grant**

The Federal Transit Administration provided funding for local transit systems to support and expand their services.

**Transit Fund**

Accounts for the operations of the public transportation system.

**Transportation Alternatives Program (TAP)**

Managed by the US federal Highway Administration and provides funding for projects defined as transportation alternatives, such as pedestrian and bicycle projects, scenic and environmental projects, and historic preservation projects.

**Transportation Alternatives Program Fund**

Accounts for the maintenance and development of non-driver transportation projects.

**U**

**User Fees and Charges**

Service charges and fees assessed to the end user of a service.

**V**

**W**

**Wastewater Fund**

Accounts for the operations related to the wastewater systems and reclamation facility.

**Water Fund**

Accounts for the operations related to the water systems and treatment plant.

**X**

**Y**

**Yellowstone River Recommended Practices (YRRP)**

Yellowstone River Conservation District Council

**YRRP**

Yellowstone River Recommended Practices

**Z**

