EXHIBIT A--PEDESTRIAN SKYWAY BRIDGE

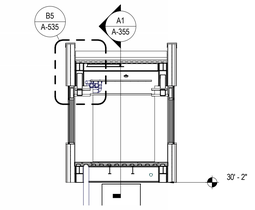

E2 BRIDGE SECTION AT COLUMN
1/8" = 1'-0"

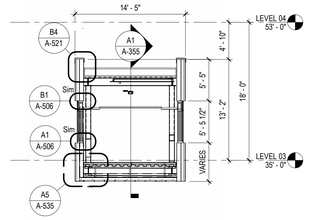

E1 BRIDGE SECTION
1/8" = 1'-0"

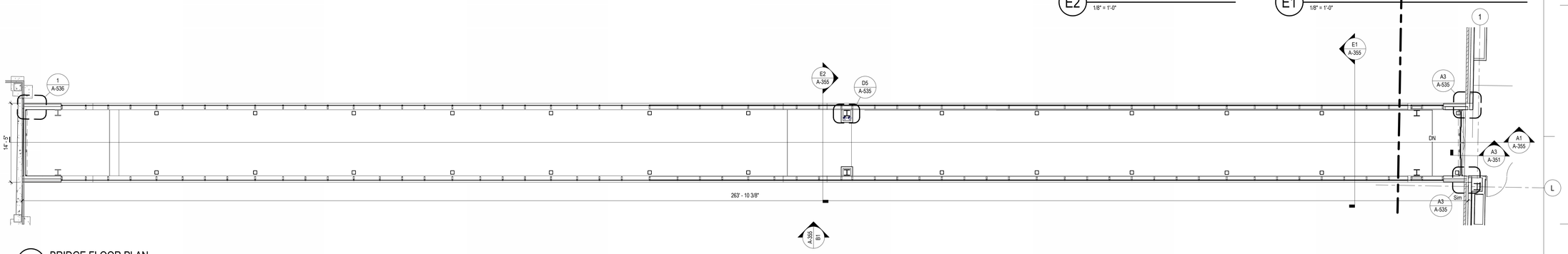

C1 BRIDGE FLOOR PLAN
1/8" = 1'-0"

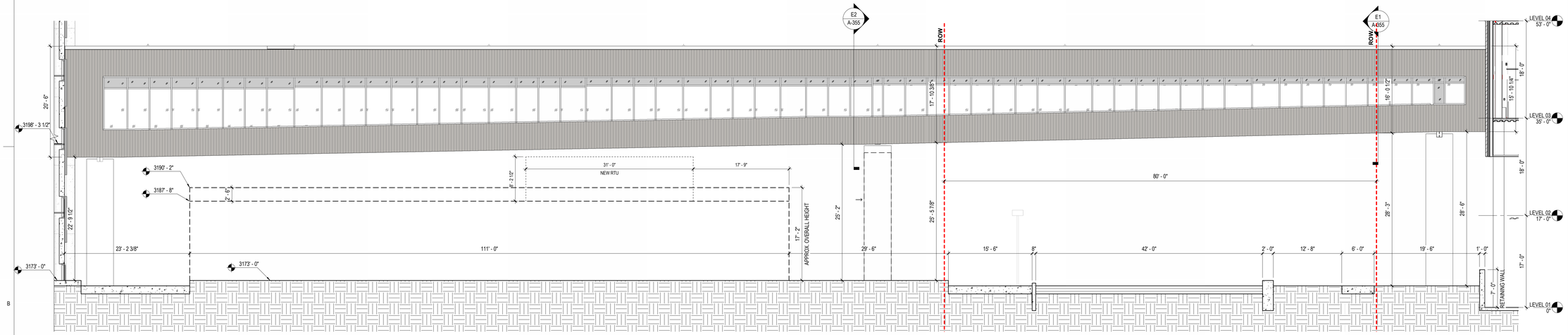

B1 ENLARGED BRIDGE ELEVATION - SOUTH
1/8" = 1'-0"

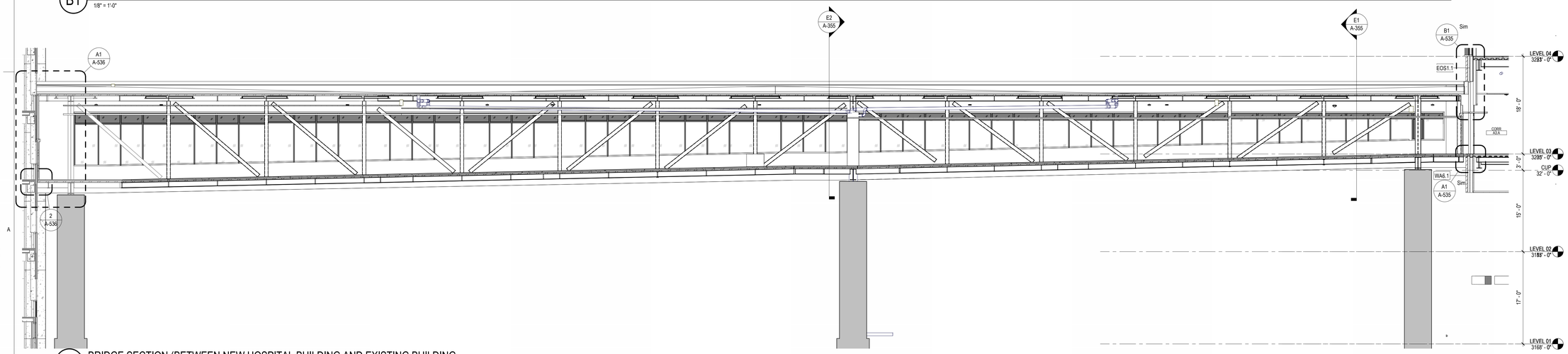

A1 BRIDGE SECTION (BETWEEN NEW HOSPITAL BUILDING AND EXISTING BUILDING
1/8" = 1'-0"

Henningson, Durham & Richardson, P.C.
HDR Denver
1670 Broadway, Suite 3400
Denver, CO 80202

Intermountain Health
New St. Vincent Hospital

1201 N. Broadway
Billings MT 59101

Project Manager	HDR
Project Designer	HDR
Project Architect	HDR
Landscape Architect	Davis Partnership
Civil Engineer	Sanderson Stewart
Structural Engineer	Martin / Martin
Mechanical Engineer	Cator Ruma Associates
Electrical Engineer	Cator Ruma Associates
Plumbing Engineer	Cator Ruma Associates
Interior Designer	HDR
Equipment Planner	Intermountain Health
Wayfinding	

Sheet Reviewer	Author

MARK	DATE	DESCRIPTION

Project Number	10359391
Original Issue	11/22/2024

PRELIMINARY
NOT FOR CONSTRUCTION

Sheet Name

BRIDGE PLANS AND SECTIONS

Sheet Number

A-355

Project Status

SITEWORK AND FOUNDATIONS PACKAGE

6/4/2025 5:12:25 PM Autodesk Docs://10359391_MHI_St_Vincent_Hospital/10359391-A-TI-CENTRAL-MHI.rvt

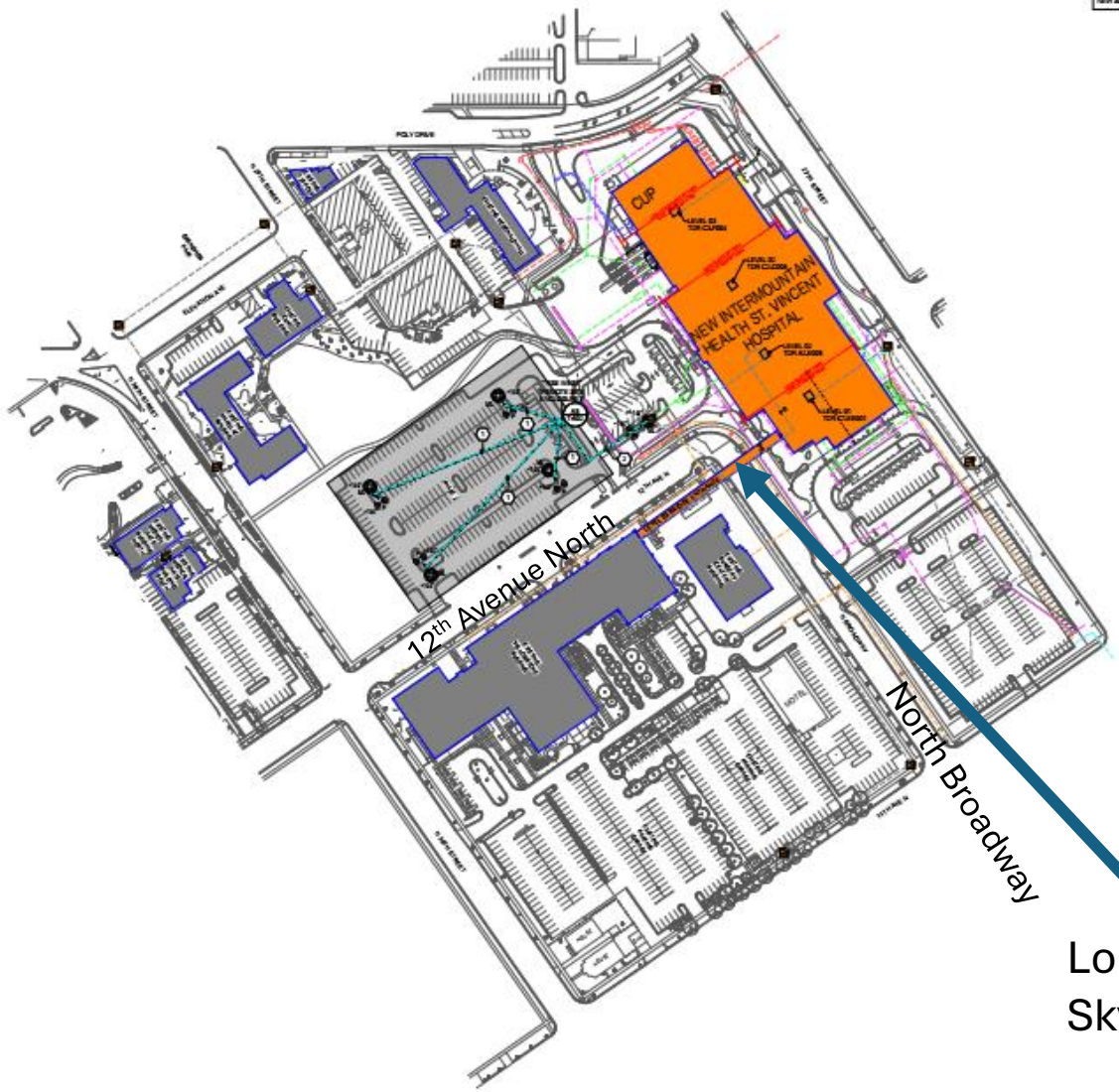

SITE UTILITIES LEGEND

- (EX) SITE UTILITY GAS
- (EX) SITE UTILITY POWER
- (EX) SITE UTILITY TELECOM
- NEW SITE UTILITY TELECOM
- (EX) SITE UTILITY FIBER OPTIC
- (EX) SITE UTILITY STORM DRAIN
- (EX) SITE UTILITY SANITARY
- (EX) SITE UTILITY WATER
- NEW COMMUNICATIONS HAND HOLE LOCATION
- (EX) SITE BUILDING
- NEW SITE BUILDING

GENERAL SHEET NOTES

1. THE ELECTRICAL CONTRACTOR SHALL MEET WITH AND COORDINATE WITH ALL SERVICE PROVIDERS (POWER, COMMUNICATION, CABLE/SATELLITE, ETC.) TO THE FACILITY ON SITE PRIOR TO ANY WORK BEING PERFORMED. COORDINATE WITH EACH SERVICE PROVIDER EXACT LOCATIONS OF EQUIPMENT AND ROUTING. COMPLY WITH ALL SERVICE PROVIDER'S CURRENT STANDARDS AND REQUIREMENTS. PROVIDE THE PROVIDERS WITH A "REDLINED" SET OF PLANS SHOWING ALL ROUTING AND EQUIPMENT LOCATIONS. THE SERVICE PROVIDERS SHALL PROVIDE ALL ROUTING DRAWINGS OR NOT.
2. CONTRACTOR IS RESPONSIBLE FOR ALL TRENCHING, BACKFILL, AND COMPACTION ASSOCIATED TO ALL ELECTRICAL UNDERGROUND RACEWAYS AND CABLES. COORDINATE WITH ARCHITECTURAL AND CIVIL DRAWINGS. SEE UNDERGROUND RACEWAY DETAILS FOR REQUIREMENTS FOR EACH TRENCH.
3. THE ELECTRICAL CONTRACTOR IS RESPONSIBLE FOR ALL CONCRETE/ASPHALT CUTTING AND REPLACEMENT OF CONCRETE/ASPHALT TO MATCH EXISTING ASSOCIATED WITH UNDERGROUND RACEWAYS PROVIDED AS PART OF THIS PROJECT.
4. CONTRACTOR IS RESPONSIBLE FOR ALL BORING AND VERIFICATION OF ALL UTILITY SERVICES IN BORE DIRECTIONAL.
5. CONTRACTOR SHALL BE RESPONSIBLE TO CALL AND COORDINATE WITH MONTANA 811 FOR UTILITY LOCATING SERVICES.
6. CONTRACTOR SHALL BE RESPONSIBLE TO POTHOLE ALL UTILITIES AND PATHWAY PRIOR TO BORING OR TRENCHING. PROVIDE UTILITY LOCATE TO MEET FROM CENTER OF PATHWAY TO OUTSIDE EDGE OF UTILITY LOCATION.
7. ALL RIGIDCONDUCT AND MICRODUCT SHOULD TRANSITION AT BUILDING ENTRANCE TO A PLENUM RATED MATERIAL.
8. ALL UNUSED FUTURE PATH CONDUCT TO BE CAPPED WITH A GAS BLOCK IN HANDHOLES AND BUILDINGS.
9. CONTRACTOR WILL BE RESPONSIBLE FOR PATCH OVERSPRAYING ANY AREAS DAMAGED BY WORK. CEILING TILES MUST BE REPLACED IF DAMAGED DURING THE INSTALLATION OF CABLE OR PATHWAYS.
10. CONTRACTOR TO PROVIDE AND INSTALL SLEEVES FOR ALL PENETRATIONS IN WALLS. PENETRATIONS TO BE SEALED TO RETURN WALL TO ITS ORIGINAL WALL RATING.
11. CABLERAS SHOWN ON MINOR PLANS ARE DUPLICATES OF FLOORPLAN CABLERAS AND ARE TO BE USED FOR SITE COVERAGE PURPOSES ONLY.
12. RACEWAYS AND JUNCTION BOXES ARE SHOWN FOR INTENT ONLY. CONTRACTOR SHALL FIELD VERIFY AND ADJUST PATHWAYS AS REQUIRED, AND UPDATE IN CONTRACTOR REDLINES FOR RECORD DRAWINGS.

SHEET KEYNOTES

1. CONTRACTOR TO PROVIDE AND INSTALL 1 EA. 1.25" CONDUIT BENDS FOR CABLE PATHWAY TO LIGHT POLE.
2. CONTRACTOR TO PROVIDE AND INSTALL 1 EA. 2" CND W/ (3) 1W/3M MICRODUCT BELOW GRADE FOR CABLE PATHWAY TO TREE GRATE.

HDR

Hensington, Durham & Richardson, P.C.
HDR Denver
1670 Broadway, Suite 3400
Denver, CO 80202

SPECTRUM ENGINEERS
324 S. State St., Suite 400
Salt Lake City, UT 84111
800-678-7077
801-328-5151
fax: 801-328-5155
www.spectrum-engineers.com

Intermountain Health
SCL Health / St.Vincent Hosp

1201 N. Broadway
Billings MT 59101

Intermountain Health

Project Manager	HDR
Project Designer	HDR
Project Architect	HDR
Landscape Architect	Davis Partnership
Civil Engineer	Eastman Street
Structural Engineer	Wade Adams
Mechanical Engineer	Color Burns Associates
Electrical Engineer	Color Burns Associates
Plumbing Engineer	Color Burns Associates
Interior Designer	HDR
Equipment Planner	Intermountain Health
Wayfinding	

Sheet Revisions: 8/18/2023

MARK	DATE	DESCRIPTION

Project Number: 10000001
Original Issue: 08/01/2023

Sheet Name
OVERALL TECHNOLOGY SITE PLAN - PHASE 2

Sheet Number
T-011

Project Status
FIT OUT PACKAGE

A6 OVERALL TECHNOLOGY SITE - PHASE 2
T-011

SHEET INTENDED TO BE VIEWED AND PRINTED IN COLOR FOR CLARITY