


downtown



Billings

**BUSINESS
IMPROVEMENT
DISTRICT**

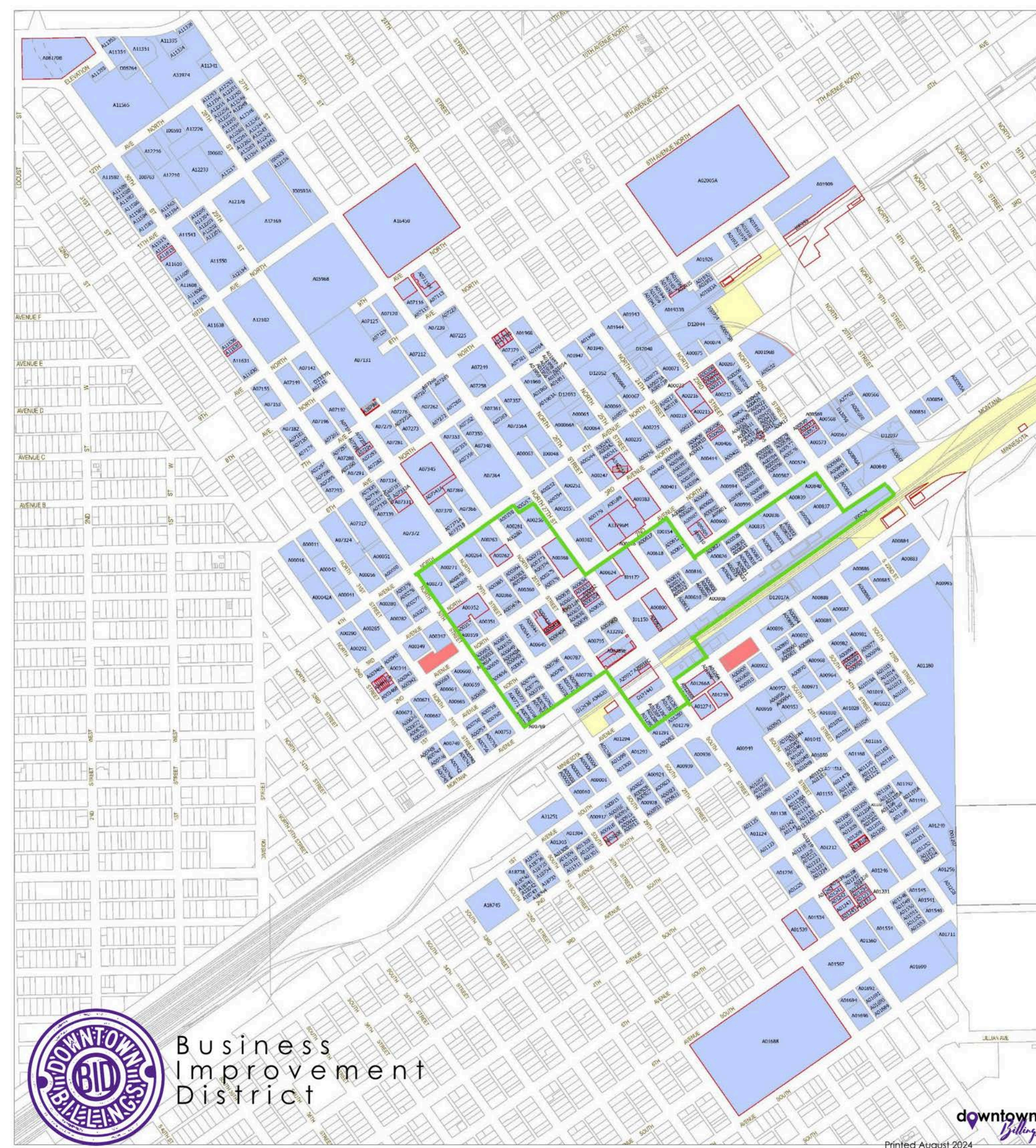


FY26 BID WORKPLAN

- 01 BID 101
- 02 CLEAN ZONE
- 03 SAFE ZONE
- 04 COMMUNITY DEVELOPMENT
- 05 FY26 BUDGET

BUSINESS IMPROVEMENT DISTRICT

- REGULATED BY MONTANA STATE STATUTE (MCA 7.12.11)
- CREATED BY AND FOR PROPERTY OWNERS
- MANAGED BY PROPERTY OWNERS
- SERVICES ABOVE AND BEYOND THOSE OFFERED BY TAXING MUNICIPALITIES
- ASSESSMENT RATES BASED ON LOT SIZE AND PROPERTY VALUE






- Sidewalk Sweeping
- Sidewalk Power Washing
- Snow Removal
- Trash Bag Replacement
- Graffiti Removal

CLEAN



Wow!



Not All Heroes Wear Capes



SWEEP **354 MILES** OF SIDEWALK PER YEAR
Enough to run in 13.5 marathons




EMPTY **120,000 POUNDS** OF GARBAGE EACH YEAR
The same weight as TWO D7 Dozers



SNOW PLOW **252 MILES** OF SIDEWALK PER WINTER
The distance from Billings, MT to Anaconda, MT



CLEAN





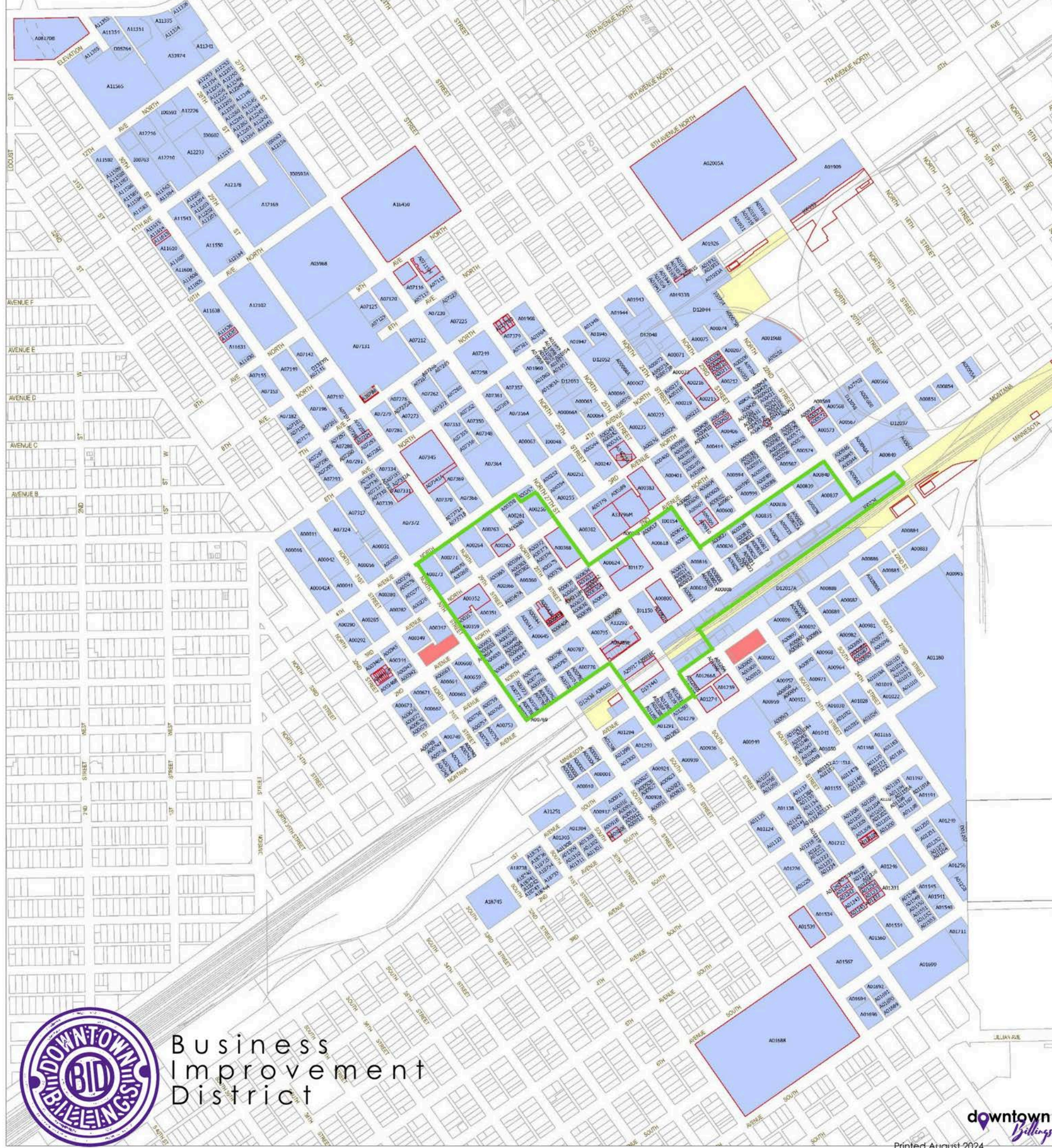
- 185 Flower Baskets
- 7+ miles of watering
- 150 gallons of water

CLEAN

SAFE



Business Improvement District



PAST

COOPERATIVE SAFETY PROGRAM



BPD



**HOMELESS
OUTREACH**



CPTED

POLICE

FUTURE

COOPERATIVE SAFETY PROGRAM



**BILLINGS POLICE
OFFICERS**



**COMMUNITY
SERVICE OFFICERS**



**PRIVATE
SECURITY**



**SAFETY
OUTREACH TEAM**



CPTED

**The Downtown Billings
BID is committed to the
public-private partnership
long established with the
City of Billings and the
Billings Police
Department.**



FONTE



TBD



TBD

SAFE



Kody Christensen

Community Resource Director

- Development of BID Safety Team
- Successful Continuation of M.A.A.P.
- Partnerships with:
 - Yellowstone County Commissioners
 - Yellowstone County Detention Facility
 - Riverstone Health
 - Continuum of Care
 - Yellowstone County
 - Community Crisis Center
 - Healthcare for the Homeless
 - other local and region providers

SAFE



Public Art Program




- Parades
- Alive After 5
- Strawberry Festival
- Chalk on the Walk
- Downtown Summer Sounds
- Harvest Festival
- Holiday Stroll
- First Fridays
- Mini-Golf Tournament



20.5K Likes



10,000+ Followers



Follow us @downtownbillings

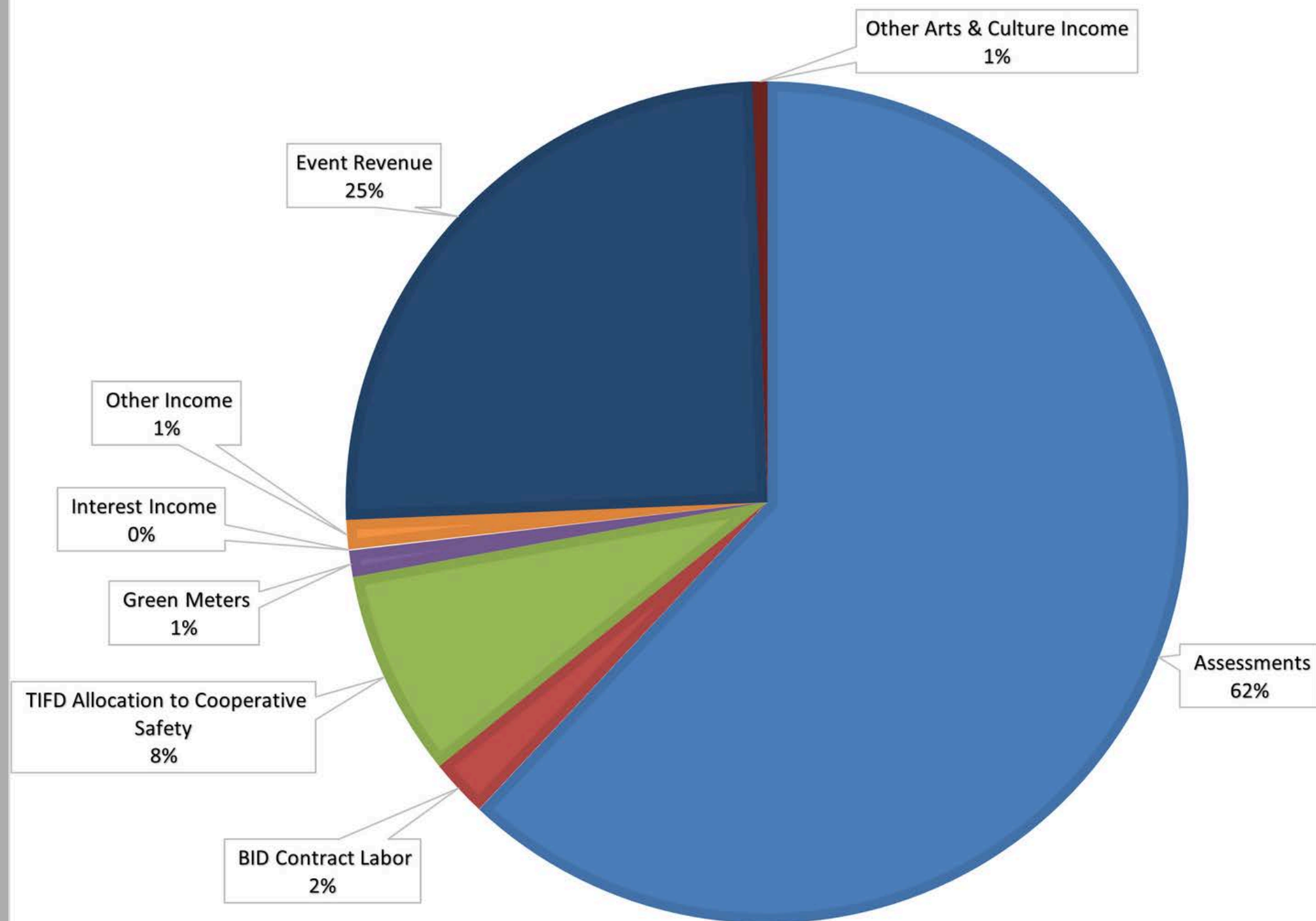
www.downtownbillings.com


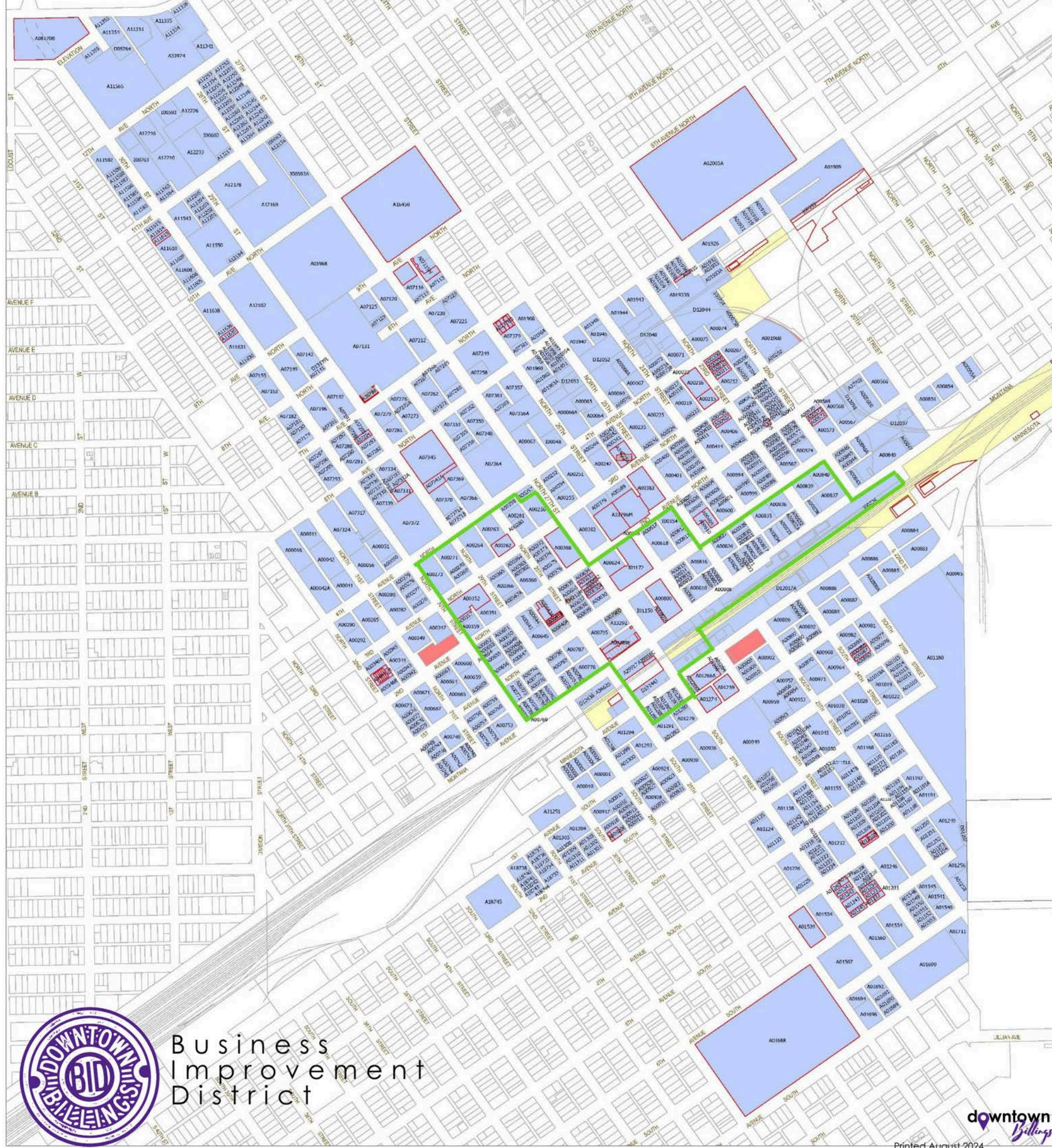
Community Engagement & Events

REVENUE DETAIL

BID Assessment		
	Assessments	\$ 557,834.00
	Delinquent Assessments	\$ (5,578.34)
	BID Contract Labor	\$ 20,000.00
	TIFD Allocation to Cooperative Safety	\$ 71,500.00
	Green Meters	\$ 9,000.00
	Interest Income	\$ 600.00
	Other Income	\$ 10,000.00
		\$ 663,355.66
Event Income		
	Sponsorships	\$ 40,000.00
	Strawberry Festival	\$ 40,000.00
	AAS	\$ 86,557.00
	Harvest Festival	\$ 28,000.00
	Holiday Stroll	\$ 850.00
	Holiday Parade	\$ 12,000.00
	St. Patrick Day Parade	\$ 12,855.00
	Golf Tourney	\$ 3,200.00
	Micro Events	\$ 2,500.00
		\$ 225,962.00
Arts & Culture Income		
	Other Arts & Culture Income	\$ 5,000.00
		\$ 5,000.00
	Total Revenue	\$ 894,317.66

BID REVENUE



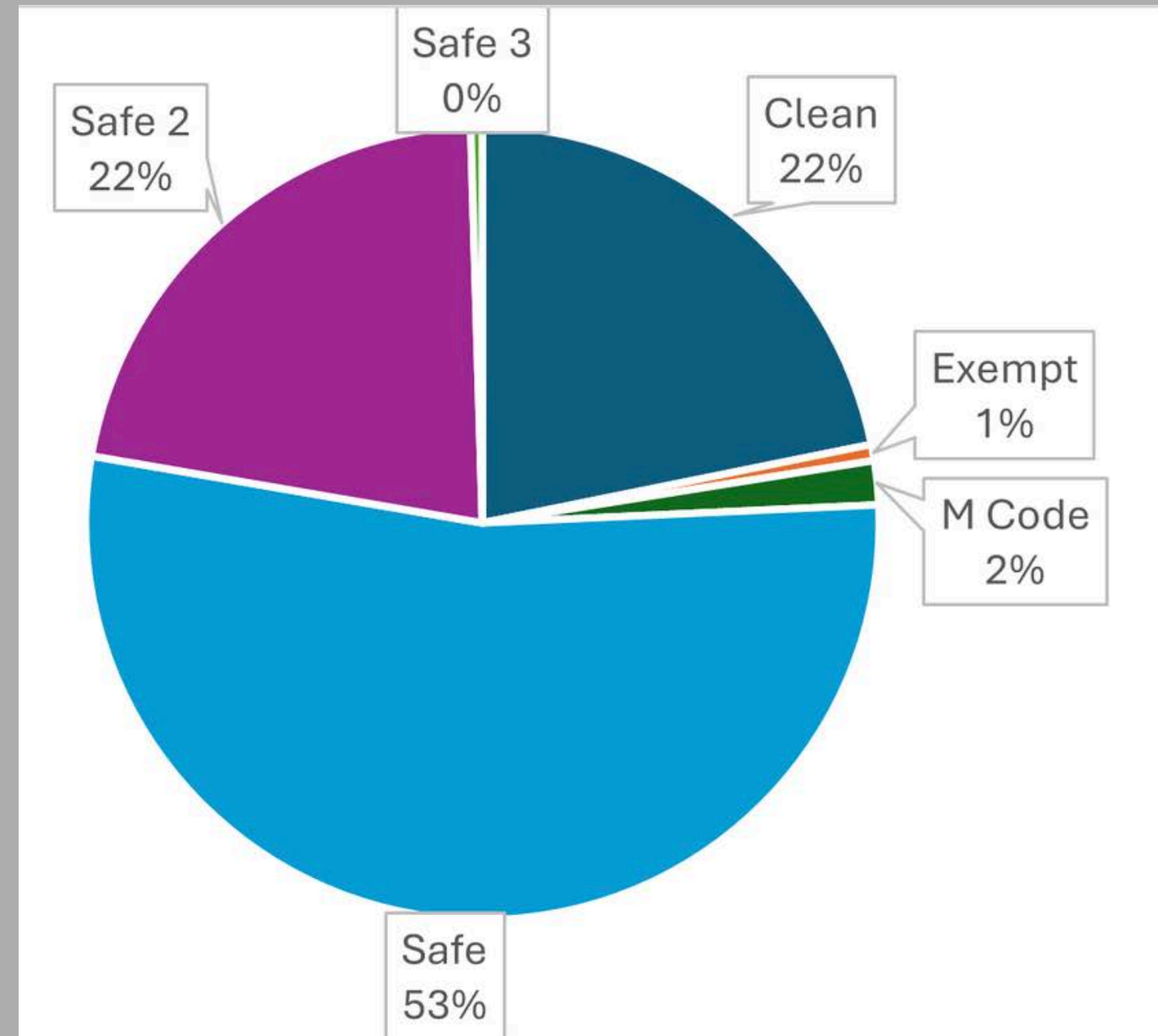
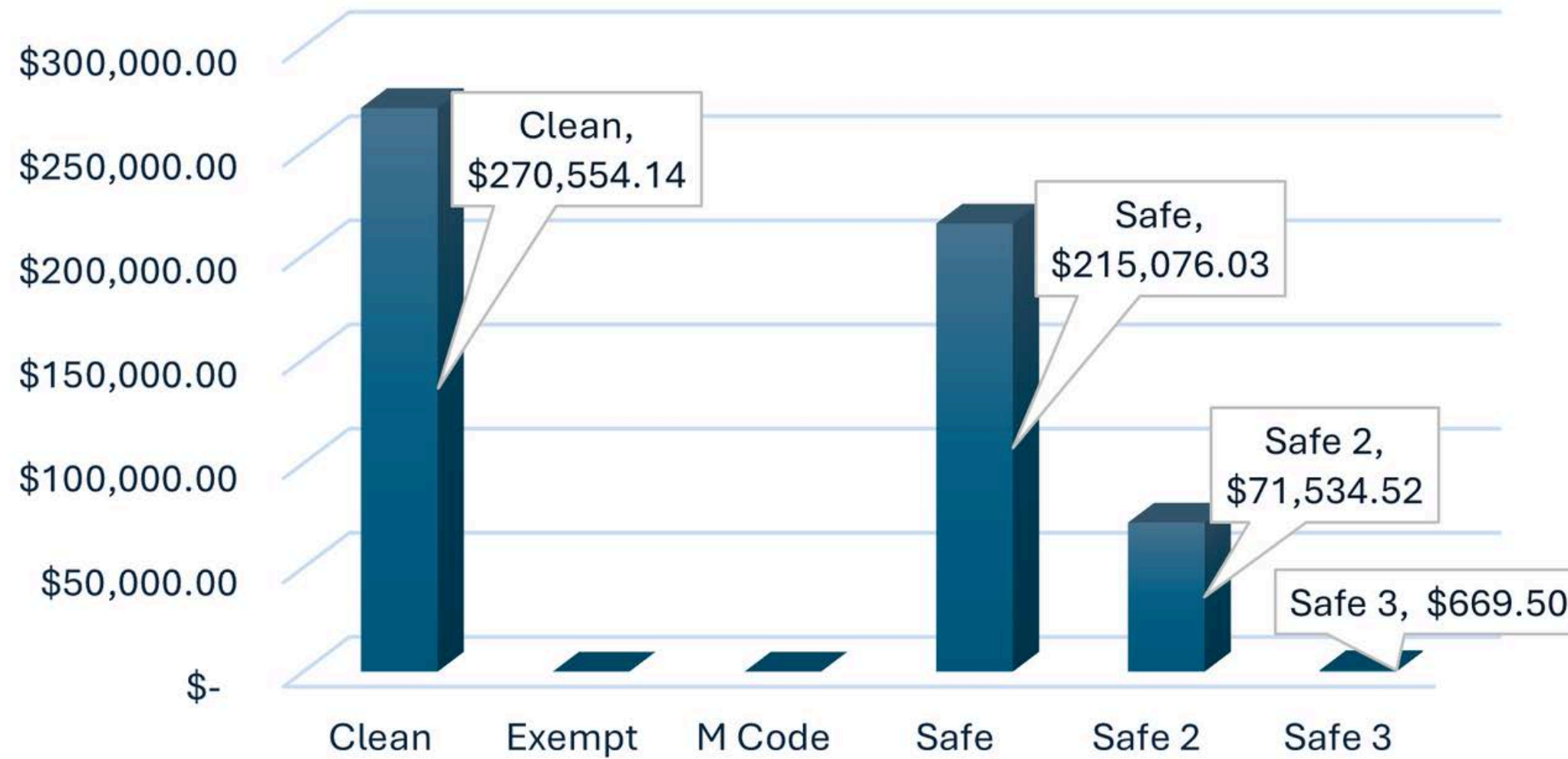


Business Improvement District

FY26 BID ASSESSMENT FORMULA

	Formula For FY26	Benefit Zones	Percentage of Benefits received	Total Assessment	Total Count	
Lot Sq. Footage	\$.055	Clean Zone	100.00%	\$ 270,554.14	232	
Admin Fee per Lot	\$ 50.00	Safe Zone 1	21.00%	\$ 215,076.03	568	
All Taxable Value	\$.00040	Safe Zone 2	11.50%	\$ 71,534.52	232	
All Building sq. ft.	\$ 0.028	Safe Zone 3	3.00%	\$ 669.50	5	
				\$ -	26	Exempt/Other
				\$ 557,834.18	1063	

Assessment Total by Zone



BID ZONE	TOTAL ASSESSMENT		
Clean	\$ 270,554.14		
Exempt	\$ -		
M Code	\$ -		
		Safe Zone Total (1,2,3)	\$ 287,280.05
Safe	\$ 215,076.03		
Safe 2	\$ 71,534.52		
Safe 3	\$ 669.50		
Grand Total	\$ 557,834.18		

BID ZONE	Count of Zone
Clean	232
Exempt	7
M Code	19
Safe	568
Safe 2	232
Safe 3	5
Grand Total	1063

EXPENSE DETAIL

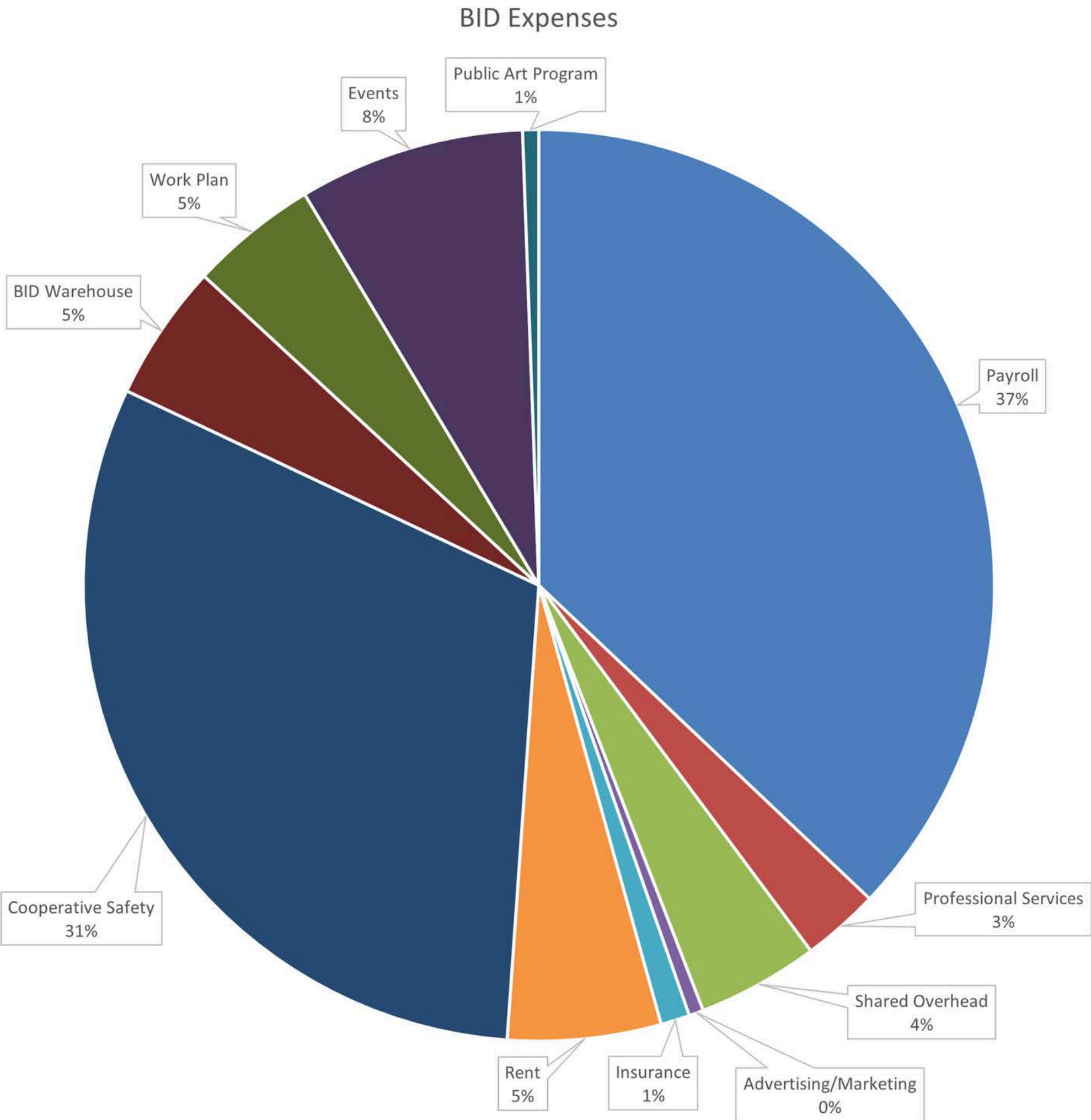
OPS Allocations

Payroll	\$323,885.88
Professional Services	\$24,000.00
Shared Overhead	\$37,680.00
Advertising/Marketing	\$4,500.00
Insurance	\$9,000.00
Rent	\$47,520.00
	<hr/>
	\$446,585.88

Cooperative Safety to BPD	\$270,000.00
BID Warehouse	\$42,400.00
BID Workplan	\$39,700.00
Events	\$70,046.68
Public Art Program	\$5,000.00

Total Expenses \$873,732.56

Net Revenue \$20,585.10



downtown



Billings

**Thank you for
your support!**

