



MUNICIPAL CAPITAL PROJECTS (MCPs) Summary of 2023 Application Period

Broward MPO TAC/CAC Meeting
April 26th, 2023

OVERVIEW OF 2023 APPLICATION PERIOD



55% of Municipalities
Attended the Workshop



MPO Liaison Team Met With
34% of Municipalities



20 Municipalities
Submitted Applications

Education and Training

January 17th, 2023

First New MCPs Workshop

Open Application Period

February 10th, 2023

Opened

March 10th, 2023

Closed

ALL THINGS NEW MCPs FOR 2023 TRAINING

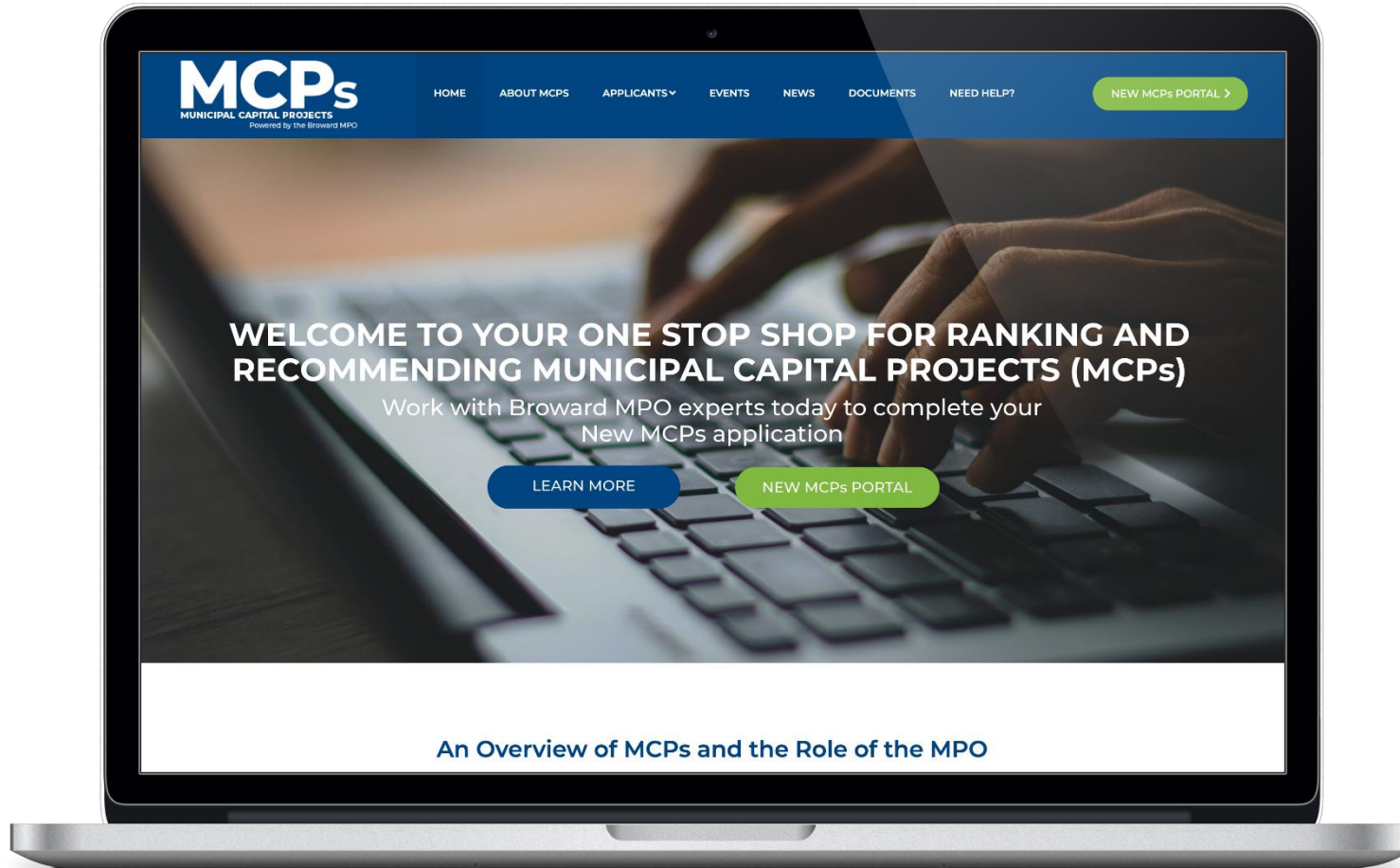
January 17, 2023

Attendance

- 28 Individuals Registered
- 17 Individuals Attended
- 16 Municipalities Represented

Topics

- Delete an Application
- Create a New Application
- Update an Existing Application
- Submit an Application (Phase)
- Select Highest-priority New MCP
- Notify the Liaison Team of Land Use Policy Adoption (if applicable)



OVERVIEW OF 2023 NEW MCP APPLICATIONS

52

APPLICATIONS
SUBMITTED IN 2023

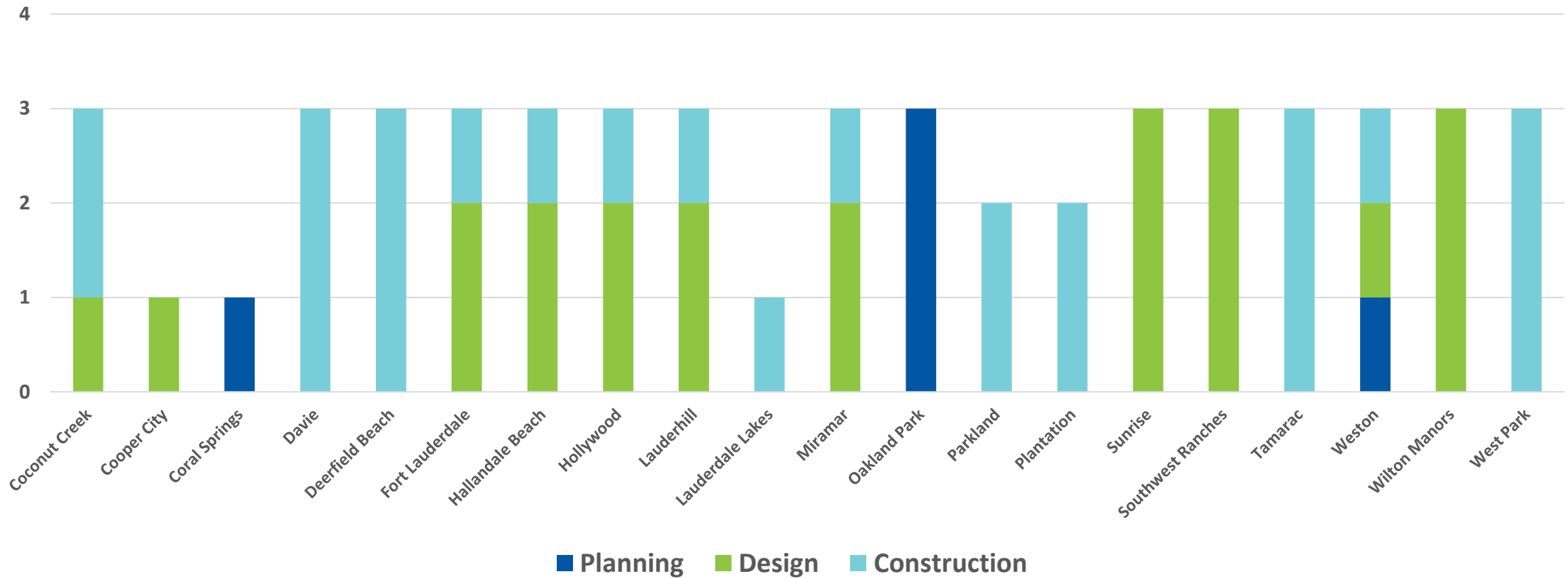
\$136M

TOTAL
REQUESTED
FOR FY2028

- \$118M Requested Funding for Construction (87%)
- Projects in the Planning Phase Make Up 2% of the Overall Funding Request
- 71% Decrease in Total Dollars Requested from 2022 (Due to Three Application Limit)

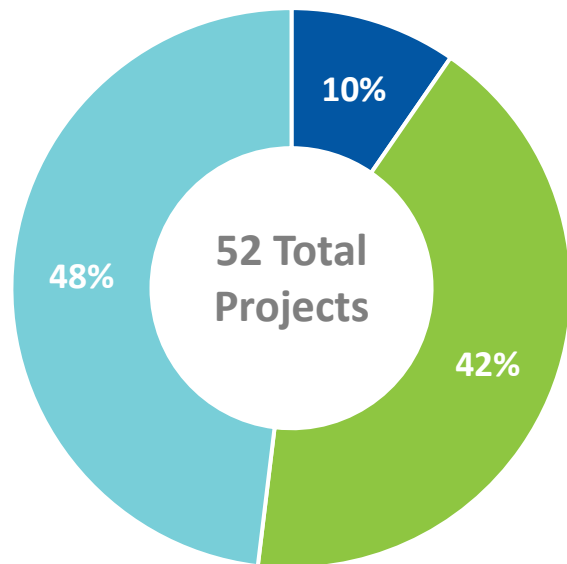
GEOGRAPHIC DISTRIBUTION

Development Status of Projects

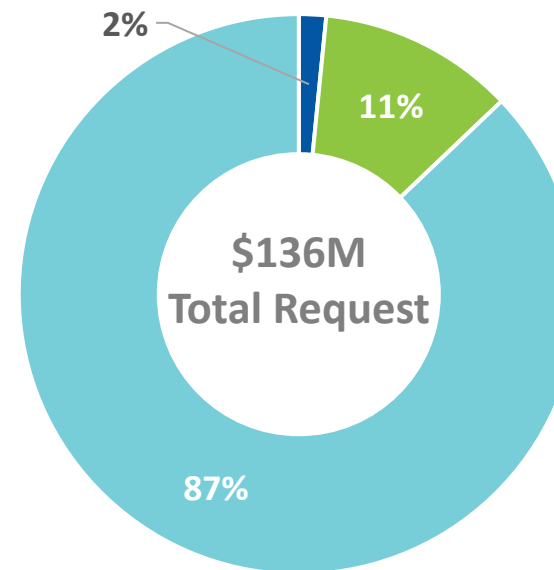


PHASES SUBMITTED

Percentage of Project Phases Submitted
2023 New MCP Applications



Percentage of Funding Request by Phase Submitted
2023 New MCP Applications

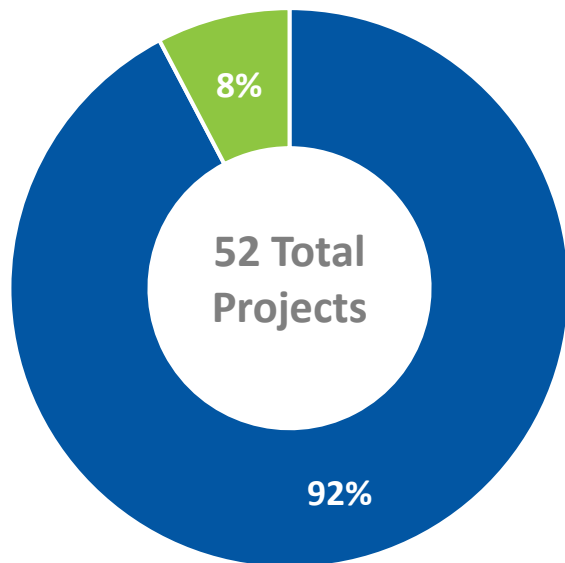


■ Planning ■ Design ■ Construction

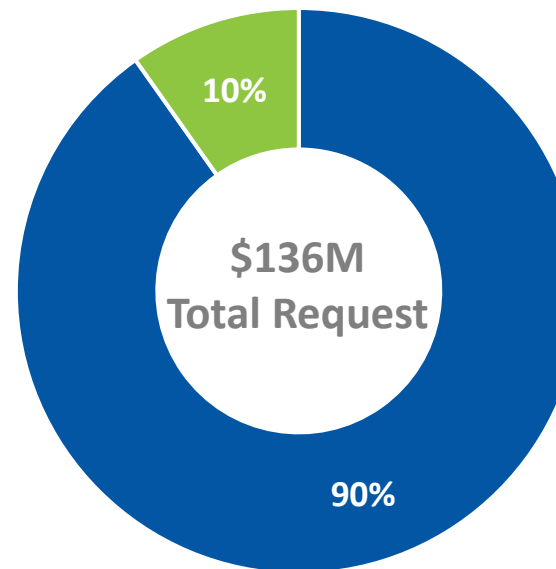
MULTIMODAL IMPROVEMENT

Projects with Sidewalks and/or Bike Lanes

Percentage of Projects with Multimodal Improvements
2023 New MCP Applications



Percentage of Funding Request for Projects with Multimodal Improvements
2023 New MCP Applications

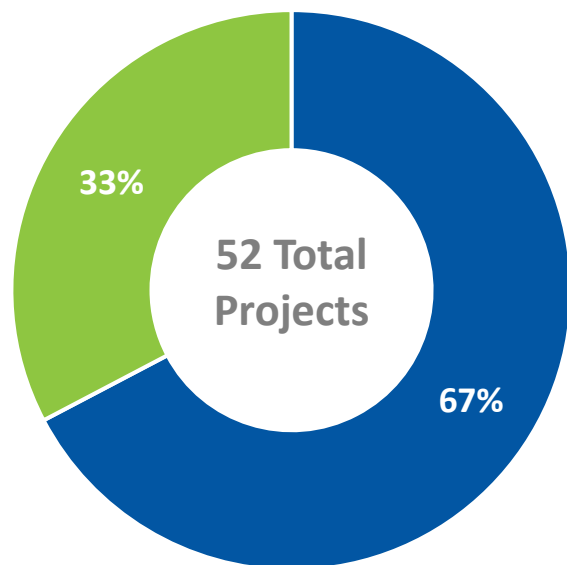


■ Includes Multimodal Improvements ■ No Multimodal Improvements

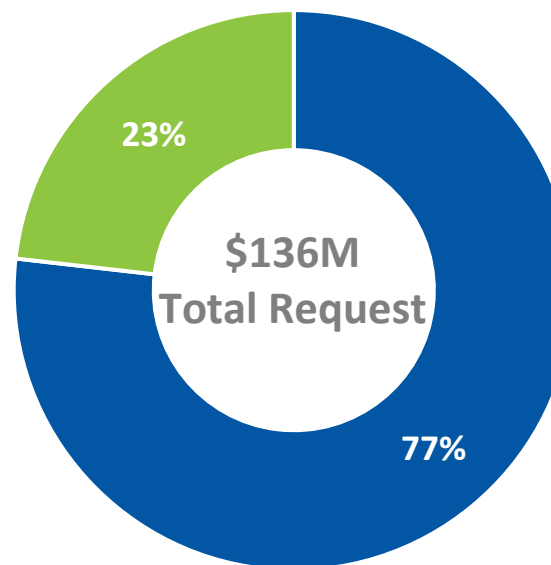
CLIMATE CHANGE

Projects in a High-Risk Flood Zones

Percentage of Projects in a High-Risk Flood Zone
2023 New MCP Applications



Percentage of Funding Request for Projects in a High-Risk Flood Zone
2023 New MCP Applications

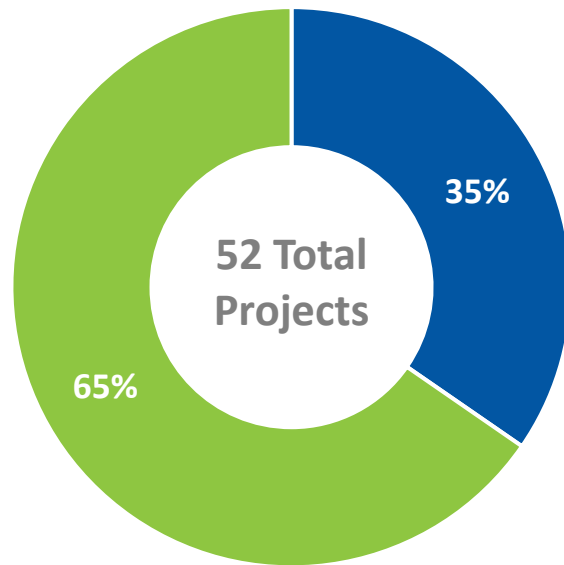


■ In High-Risk Flood Zone ■ Not In High-Risk Flood Zone

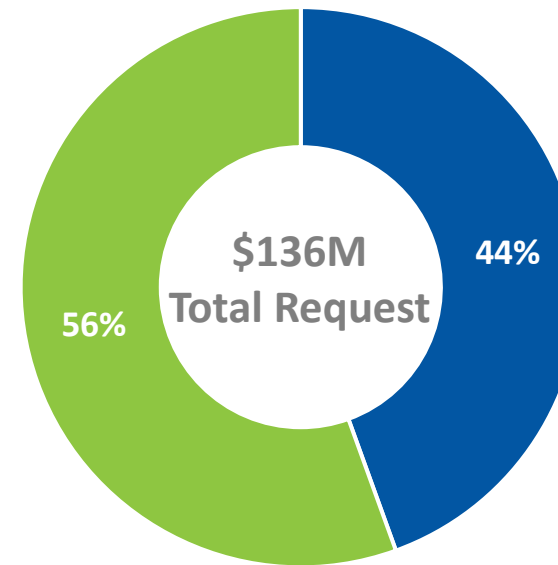
ECONOMIC IMPACT

Projects in Zip Codes with Economic Challenges

Percentage of Projects in Economic Impact Zip Code
2023 New MCP Applications



Percentage of Funding Request for Projects in Economic Impact Zip Code
2023 New MCP Applications

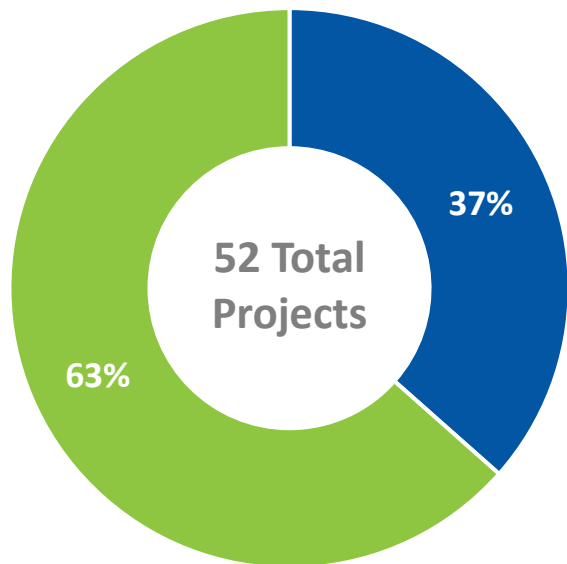


■ In Economic Impact Zip Code ■ Not In Economic Impact Zip Code

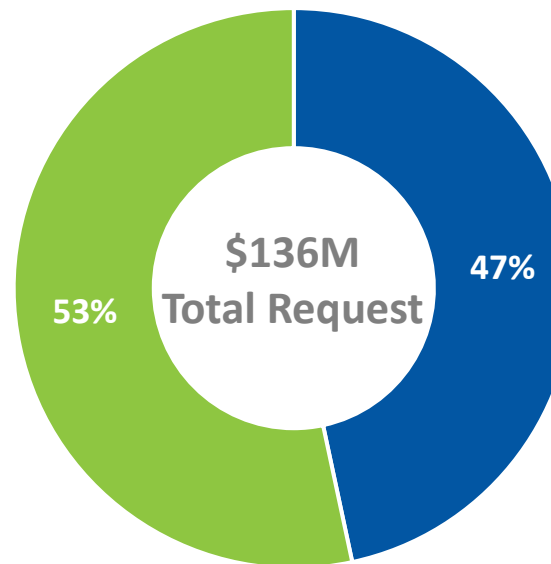
SCHOOL ZONES

Projects in Public School Zones

Percentage of Projects in a Public School Zone
2023 New MCP Applications



Percentage of Funding Request for Projects in a Public School Zone
2023 New MCP Applications



■ In School Zone ■ Not in School Zone

FY2027 MAG VERSUS FY2028 FUNDING REQUESTS

\$20M

FY2027 MAG
FOR NEW MCPs

\$136M

TOTAL
REQUESTED
FOR FY2028

FY2027 MAG Would Cover

15%

of FY2028 Total Requests



QUESTIONS & ANSWERS