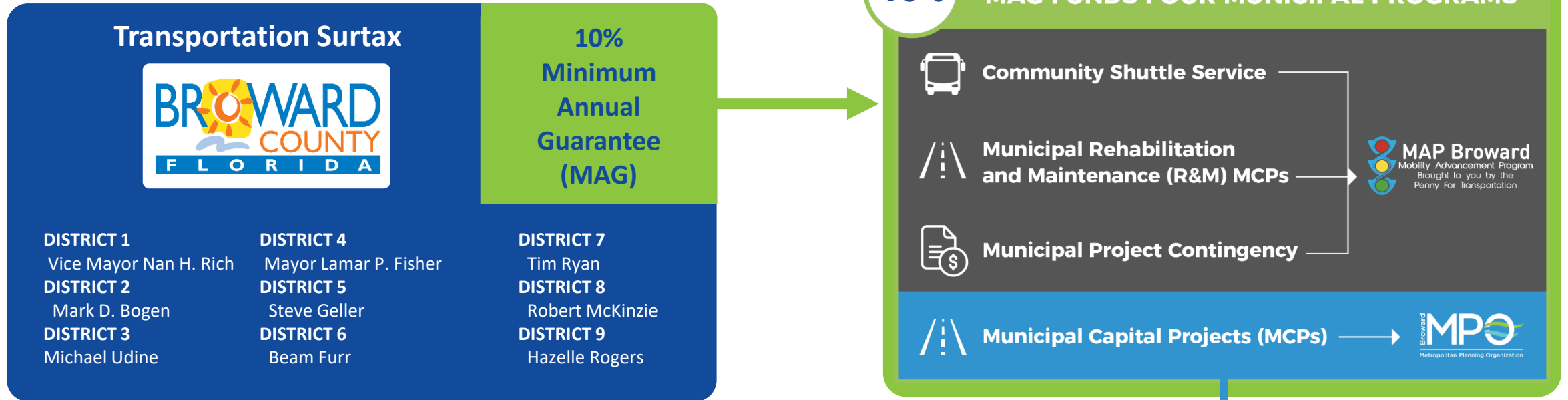




# MUNICIPAL CAPITAL PROJECTS (MCPs) Summary of 2023 Recommendations

Broward MPO TAC/CAC Meeting  
August 23<sup>rd</sup>, 2023

# ROLE OF THE MPO



**MCPs**  
MUNICIPAL CAPITAL PROJECTS  
Powered by the Broward MPO

**RANK**

*A list of the highest-ranked New MCPs within the available MAG is due to the MAP Administrator on June 1 annually.*

**RECOMMEND**

*Recommended funding allocations within the available MAG, as provided by Broward County, are due to the MAP Administrator on June 1 annually. The revenue projections are provided by the Florida Department of Revenue.*

**Broward MPO**  
Metropolitan Planning Organization

The County Administrator is required to approve the *New MPO Evaluation and Ranking Process (New MPO E&R Process)* annually.

# ROLE OF THE MPO

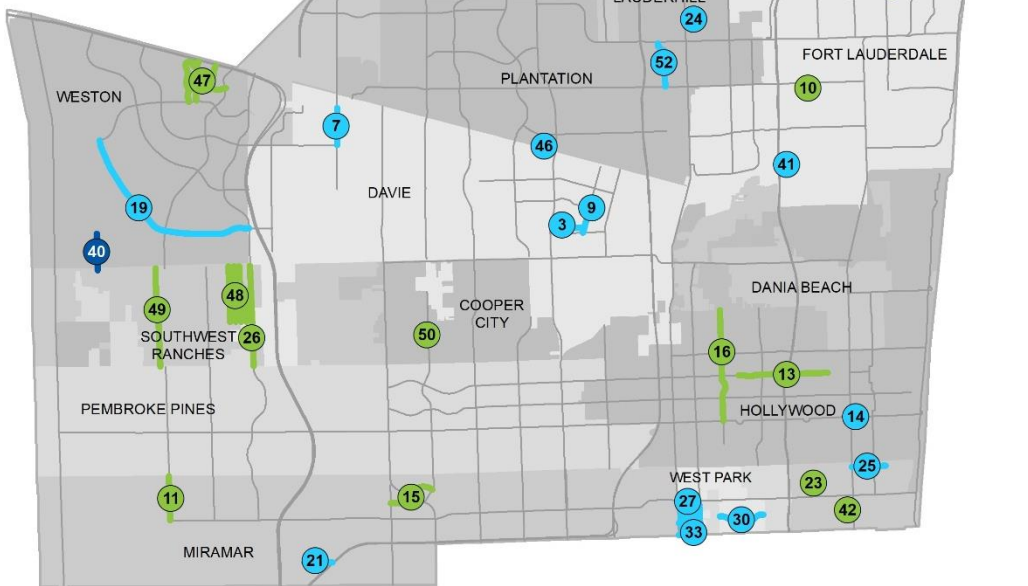
## NEW MPO E&R PROCESS

Section IV.B

- 1 Preliminary eligibility review of each New MCP under Section 212.055, Florida Statutes, and Section III of the Second Amendment.
- 2 Annual evaluation of each New MCP application for MAG funding.
- 3 Evaluation of New MCPs for funding in the then-current fiscal year and the applicable Five-Year Plan.
- 4 Evaluation of the cost estimates provided by the municipalities.
- 5 Individual meetings with the municipalities to evaluate New MCP applications, funding needs, and sources of funding.
- 6 Rank New MCP applications per criteria (primary and secondary) listed in *Section IV.B.2*.
- 7 Score New MCP applications using a system like the one used to evaluate Cycle 1 MCPs (*Exhibit B* in the Second Amendment).



**2023  
NEW MCP  
RANKINGS**

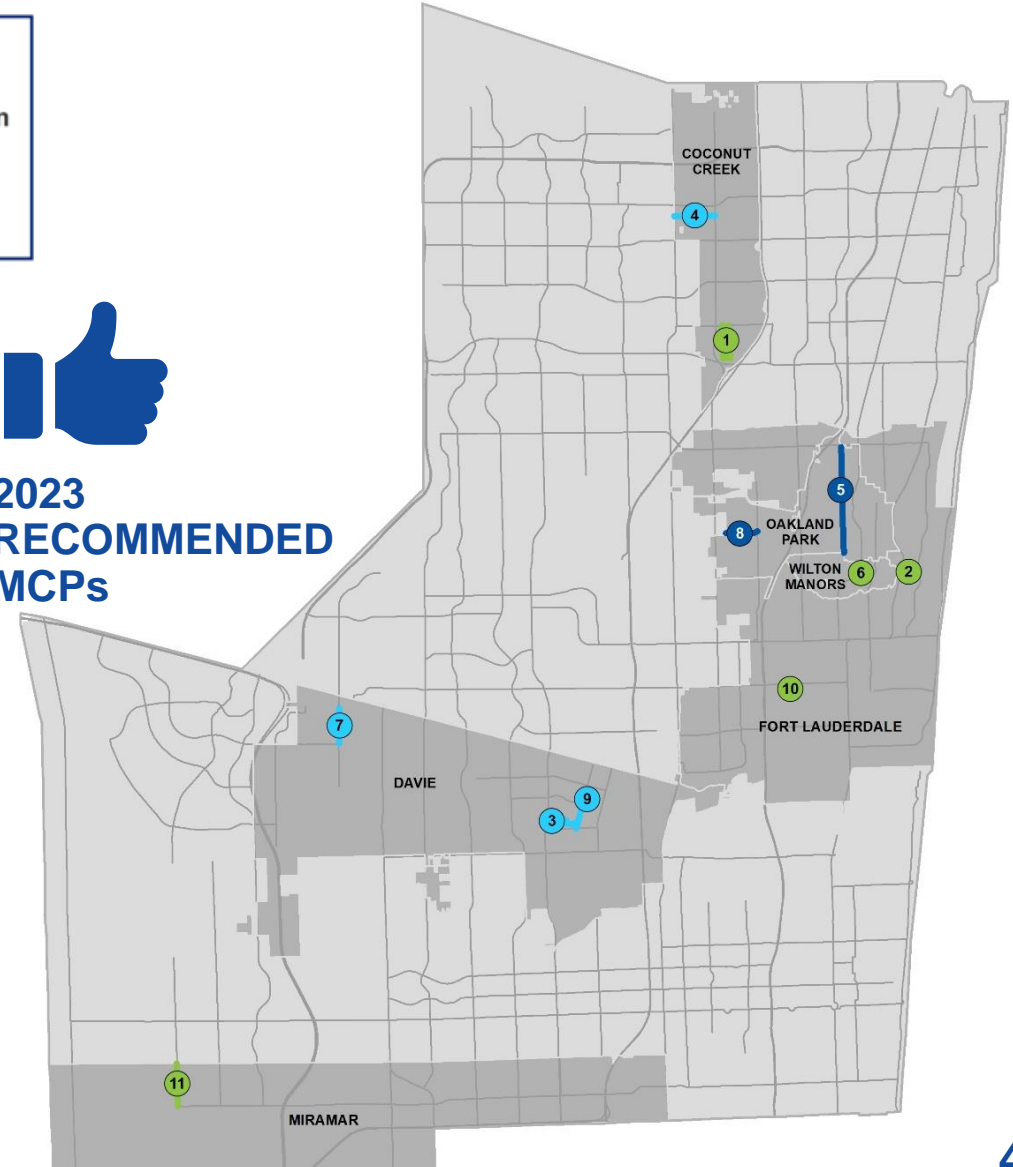


**Project Phase**

- Construction
- Design
- Planning



**2023  
RECOMMENDED  
MCPs**



# HIGHEST-RANKED MCPs WITHIN AVAILABLE MAG

Rank	Municipality	Project ID	Project Name	Phase Requested	Amount Recommended <sup>1</sup>	Previous Phase in Five-Year Plan
1	Coconut Creek	COCO-23-007	South Creek Neighborhood Improvements	Design	\$1,623,055	No
2	Fort Lauderdale	FORT-23-001	NE 26th Street Mobility Project	Design	\$500,000	No
3	Davie	DAVI-019	SW 36 St Road Widening	Construction	\$5,871,572	Yes
4	Coconut Creek	COCO-23-001	Cullum Road	Construction	\$6,371,882	No
5	Oakland Park	OAKL-22-020	NE 6th Avenue Improvements	Planning	\$552,779	No
6	Wilton Manors	WILT-22-001	Five Points Redesign Project	Design	\$500,000	No
7	Davie	DAVI-011	SW 136 Ave Widening	Construction	\$5,796,163	Yes
8	Oakland Park	OAKL-22-003	NW 39th Street Improvements	Planning	\$235,414	No
9	Davie	DAVI-002	College Ave Phase 3 Widening	Construction	\$5,619,520	Yes
10	Fort Lauderdale	FORT-22-001	SW 14 Avenue and Middle Street capacity increase and added parking lane	Design	\$223,320	No
11	Miramar	MIRA-013	SW 184th Avenue Expansion from Miramar Parkway to Pembroke Road	Design	\$1,527,120	No

<sup>1</sup> The actual amount of surtax funding an MCP is eligible to receive is determined by future reviews conducted by Broward County staff. The amount requested may not match the amount included in the Project Funding Agreement (PFA) for that phase, or subsequent phases, of the project.

<sup>2</sup> Minimum Annual Guarantee (MAG): County's funding commitment to utilizing at least ten percent (10%) of the Transportation Surtax Proceeds received by the County each Fiscal Year to fund, collectively, Community Shuttle Service, Municipal Capital Project (MCPs), Municipal R&M Projects, and Municipal Project Contingency, pursuant to the terms and conditions of the Second Amendment.

<b>Total</b>	<b>\$28,820,825</b>
<b>Available MAG<sup>2</sup></b>	<b>\$29,038,400</b>
<b>Remaining MAG</b>	<b>\$217,575</b>

# OVERVIEW OF 2023 RECOMMENDED MCPs

**11**

**PROJECTS  
RECOMMENDED IN 2023**

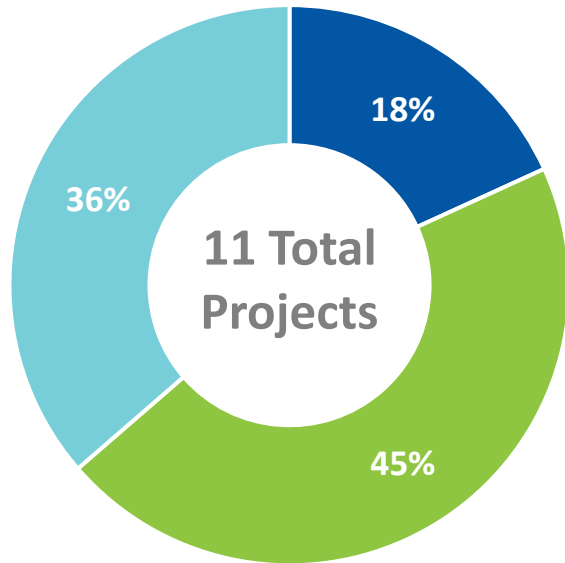
**\$28.8M**

**TOTAL  
FUNDING  
FOR FY2028**

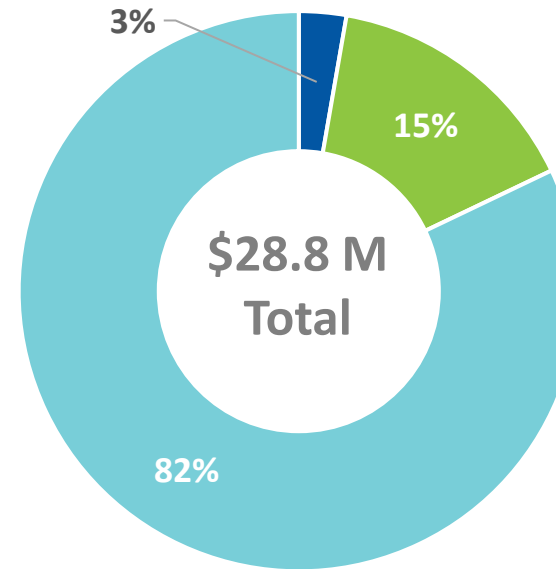
- The 11 Recommended MCPs are the Highest-ranked Projects from the 52 Submitted Applications
- 36% of the Recommended Projects are from Applications Initially Developed for Cycle 1
- 27% of Recommended Funding Goes to Projects with Previous Phases in the Five-Year Plan

# PHASES SUBMITTED

Percentage of Project Phase Requested  
2023 Recommended MCPs



Percentage of MAG Funding by Phase Requested  
2023 Recommended MCPs

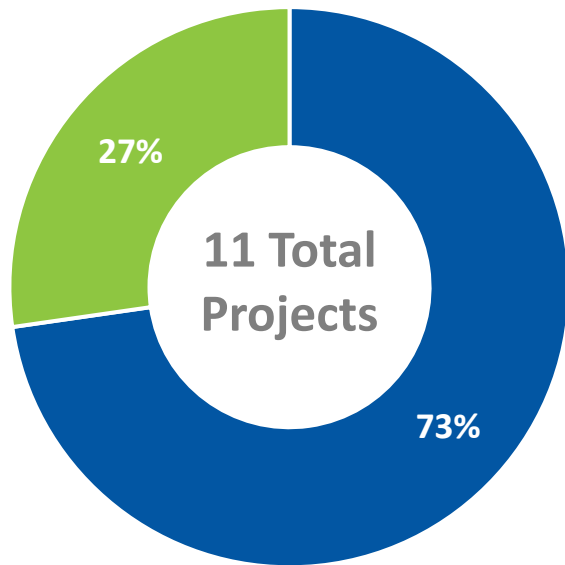


■ Planning ■ Design ■ Construction

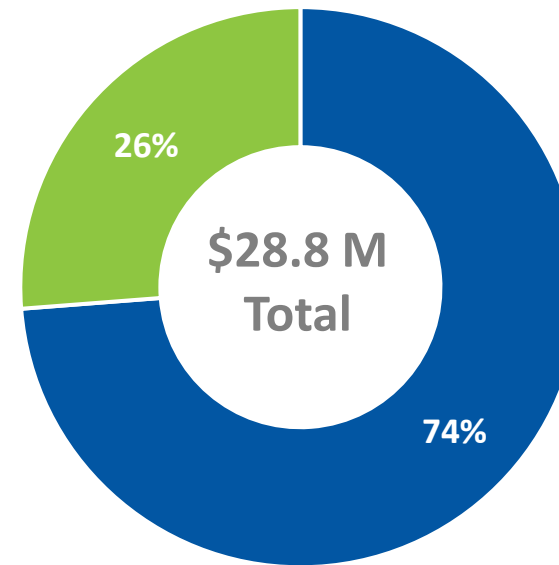
# CLIMATE CHANGE

## Projects in a High-Risk Flood Zones

Percentage of Projects in a High-Risk Flood Zone  
2023 Recommended MCPs



Percentage of MAG Funding for Projects in a High-Risk Flood Zone  
2023 Recommended MCPs

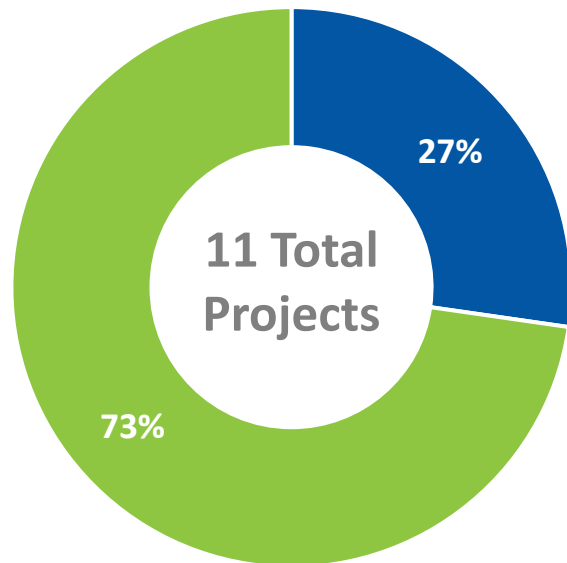


■ In High-Risk Flood Zone ■ Not In High-Risk Flood Zone

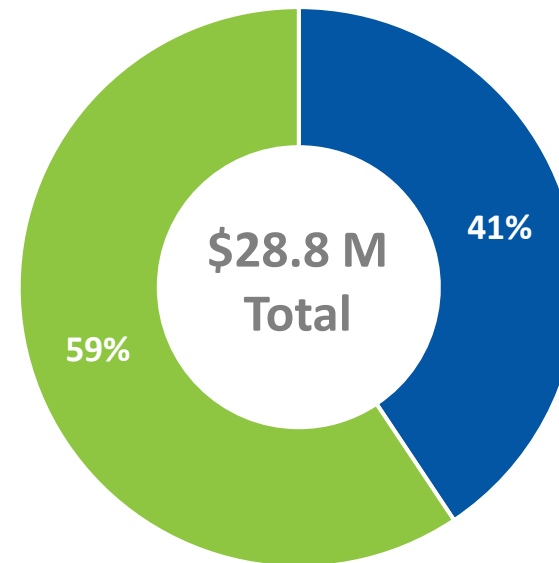
# ECONOMIC IMPACT

## Projects in Zip Codes with Economic Challenges

Percentage of Projects in Economic Impact Zip Code  
2023 Recommended MCPs



Percentage of MAG Funding for Projects in Economic Impact Zip Code  
2023 Recommended MCPs

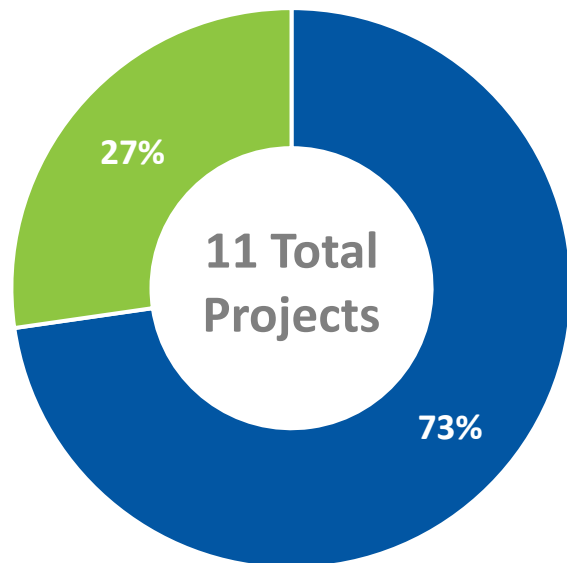


■ In Economic Impact Zip Code ■ Not In Economic Impact Zip Code

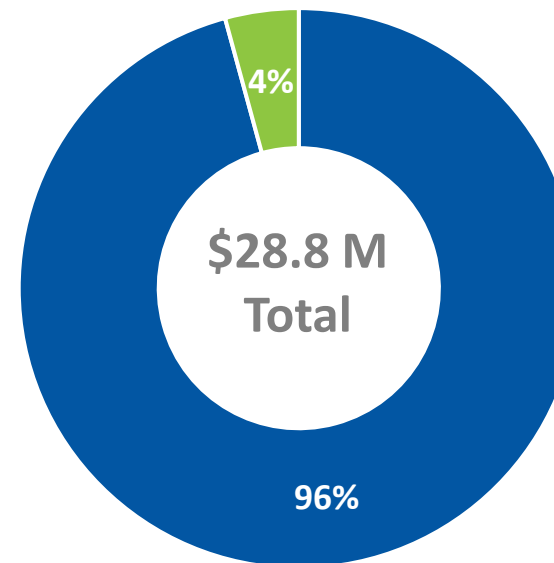
# SCHOOL ZONES

## Projects in Public School Zones

Percentage of Projects in a Public School Zone  
2023 Recommended MCPs



Percentage of MAG Funding for Projects in a Public School Zone  
2023 Recommended MCPs



■ In School Zone   ■ Not in School Zone



# QUESTIONS & ANSWERS