



MUNICIPAL CAPITAL PROJECTS (MCPs) Summary of 2024 Application Period (Cycle 5)

Broward MPO TAC/CAC Meeting
March 27th, 2024

OVERVIEW OF 2024 APPLICATION PERIOD



62% of Municipalities
Attended a Training Session

7% increase from last cycle



MPO Liaison Team Met With
45% of Municipalities

11% increase from last cycle



23 Municipalities
Submitted Applications

15% increase from last cycle

Education and Training

January 17th, 2024

January 24th, 2024

First New MCPs Training Session

Second New MCPs Training Session

Open Submittal Period

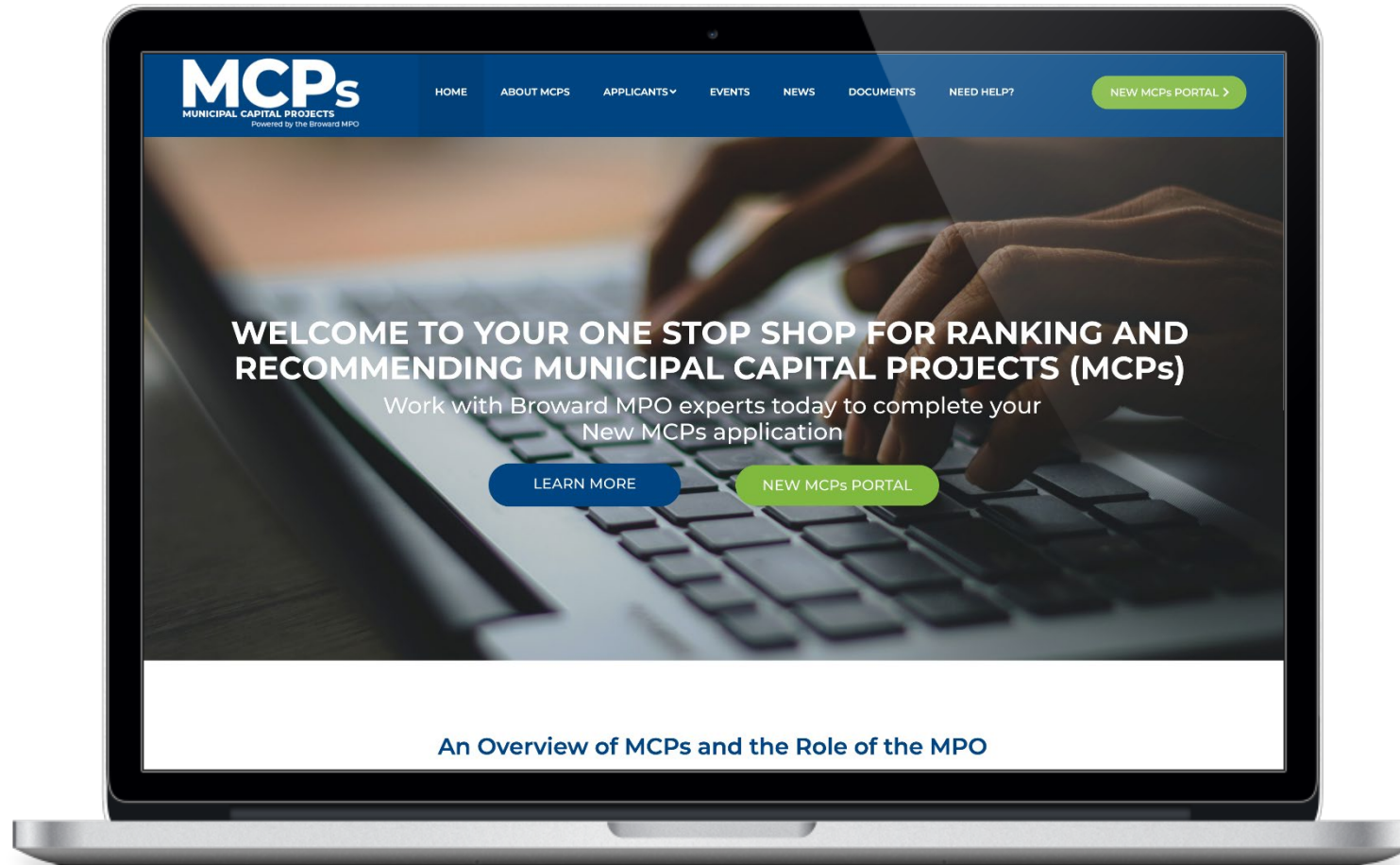
February 9th, 2024

March 8th, 2024

Opened

Closed

TRAINING SESSION 1: HOW TO COMPLETE AN APPLICATION



January 17, 2024

Attendance

- 34 Individuals Registered
- 26 Individuals Attended
- 16 Municipalities Represented

Topics

- Delete an Application
- Create a New Application
- Update an Existing Application
- Submit an Application (Design or Construction Only)
- Select Highest-priority New MCP
- Notify the Liaison Team of Land Use Policy Adoption (if applicable)

TRAINING SESSION 2: HOW APPLICATIONS ARE EVALUATED

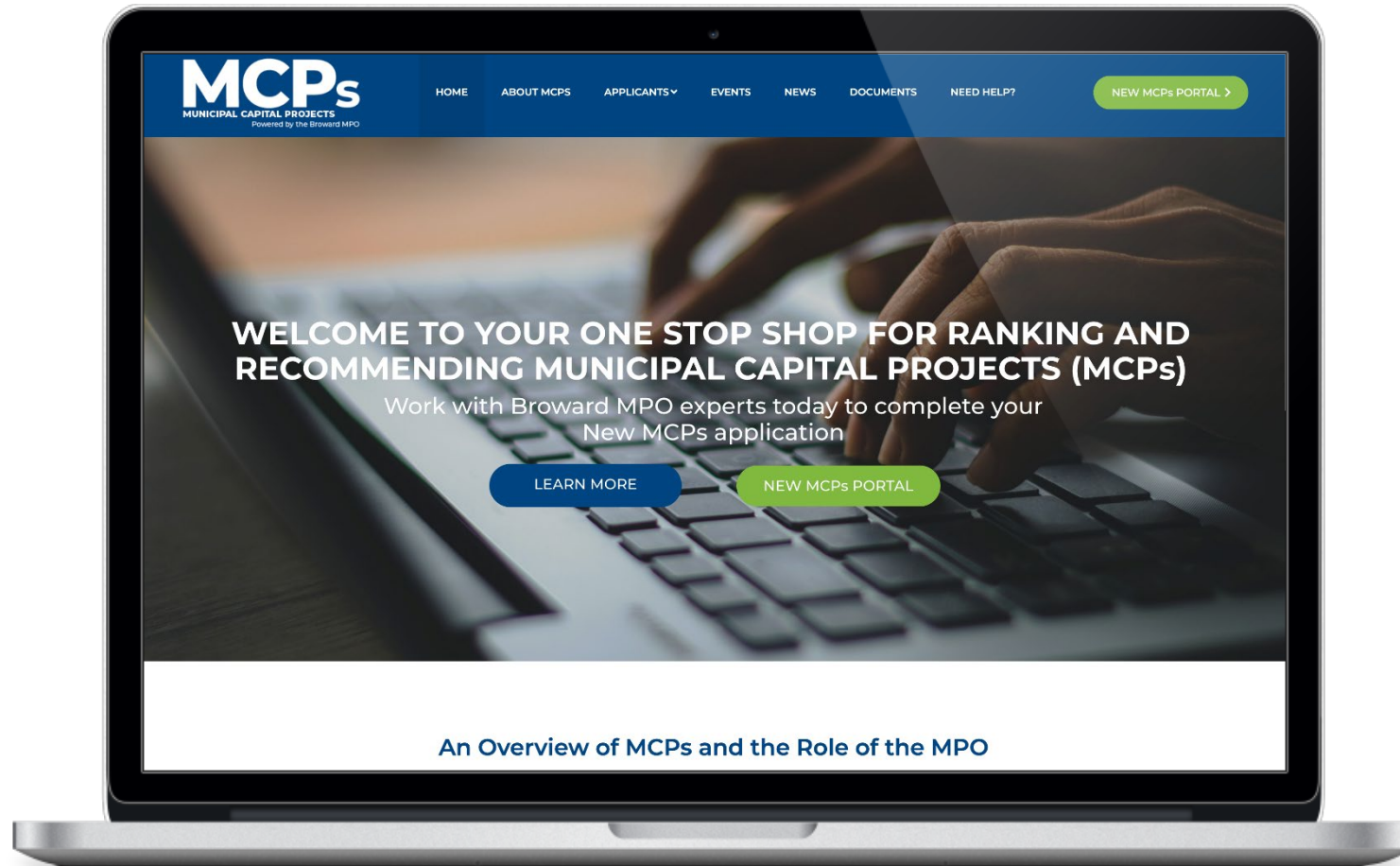
January 24, 2024

Attendance

- 38 Individuals Registered
- 36 Individuals Attended
- 18 Municipalities Represented

Topics

- Ranking and Recommendation Process
- Primary and Secondary Score Distributions
- Reviewer Notes and Suggestions
- Geographic Evaluations
- Non-Geographic Evaluations



OVERVIEW OF 2024 NEW MCP APPLICATIONS

60

**APPLICATIONS
SUBMITTED IN 2024**

15% increase from last year.

\$198M

**TOTAL
REQUESTED
FOR FY2029**

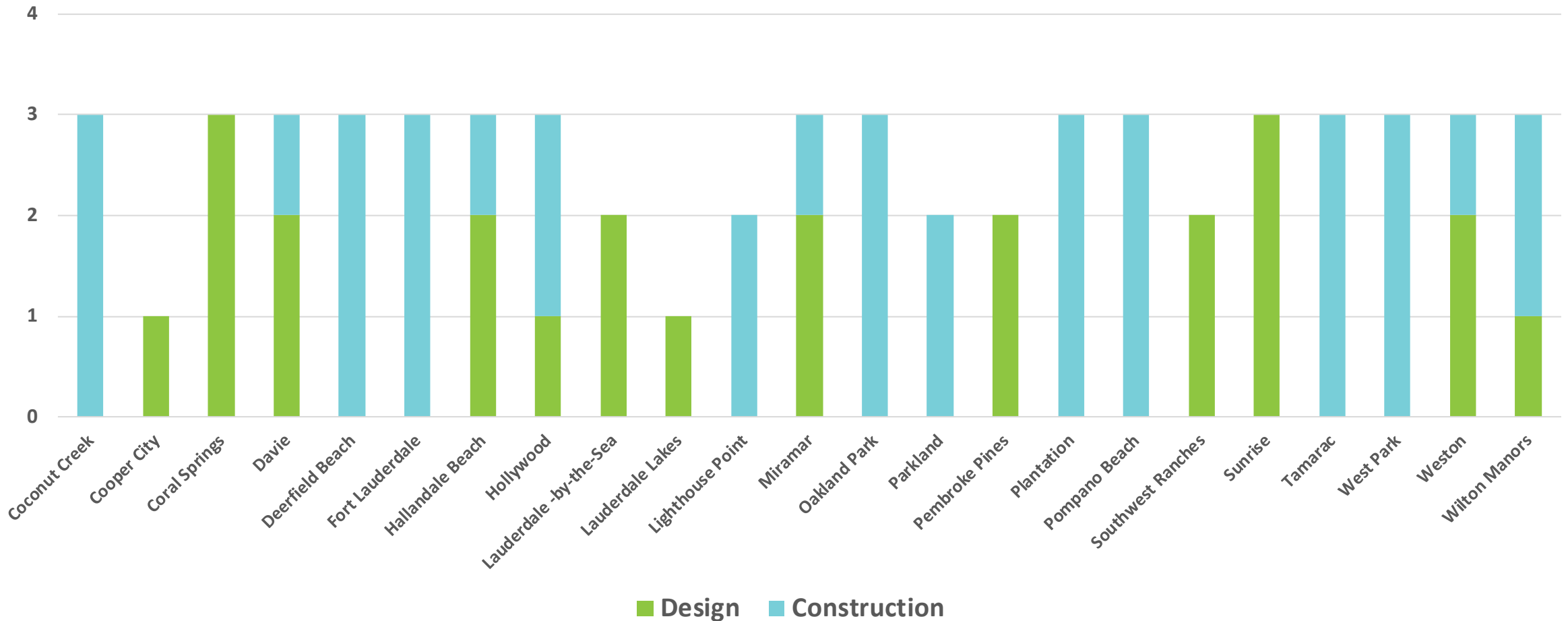
31% percent increase from last year.

- 79% of Municipalities Participated
- \$178M Requested Funding for Construction (90%)
- 90% of Submitted Applications Included Multimodal Improvements

Subject to verification during the evaluation and ranking process.

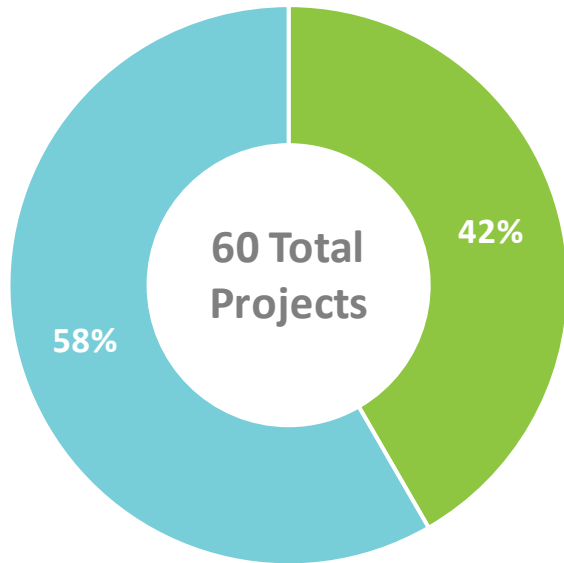
GEOGRAPHIC DISTRIBUTION

Development Status of Projects

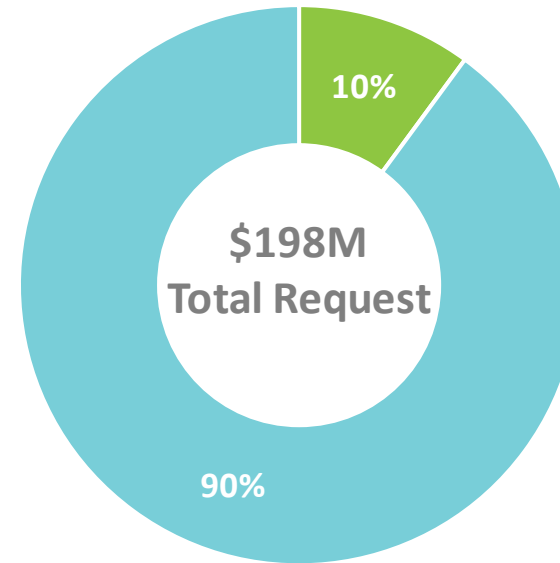


PHASES SUBMITTED

Percentage of Project Phase Submitted
2024 New MCP Applications



Percentage of Funding Request by Phase Submitted
2024 New MCP Applications



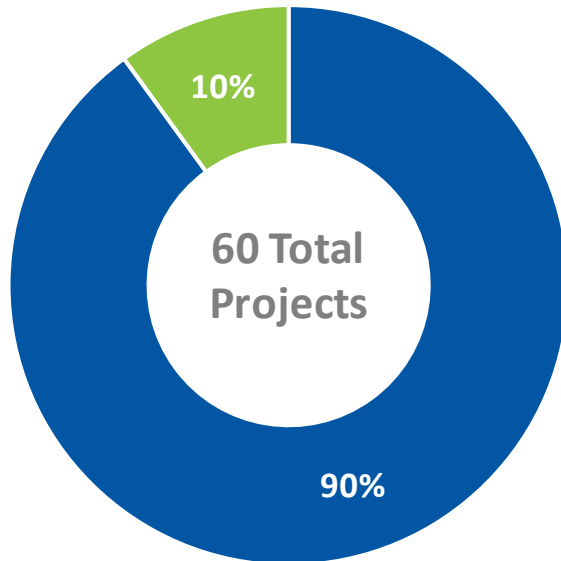
■ Design ■ Construction

Subject to verification during the evaluation and ranking process.

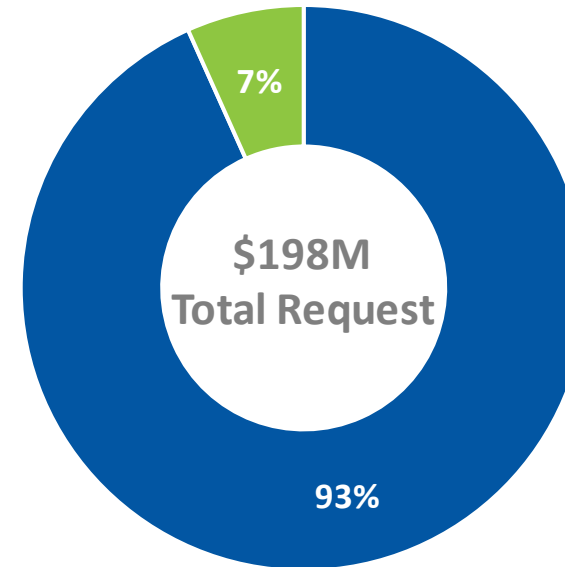
MULTIMODAL IMPROVEMENT

Projects with Sidewalks and/or Bike Lanes

Percentage of Projects with Multimodal Improvements
2024 New MCP Applications



Percentage of Funding Request for Projects with Multimodal Improvements
2024 New MCP Applications



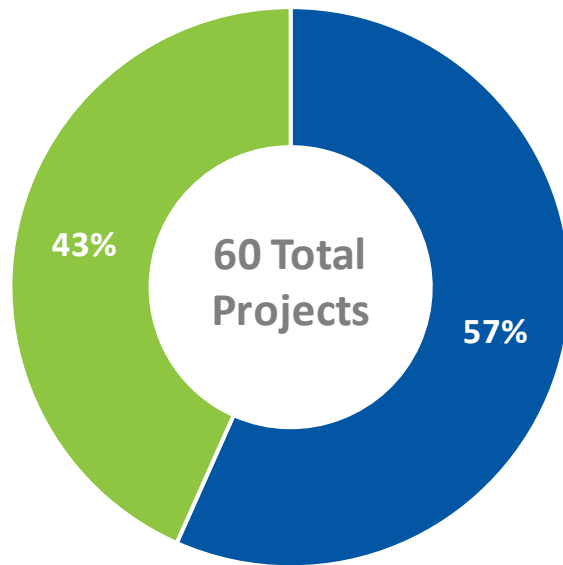
■ Includes Multimodal Improvements ■ No Multimodal Improvements

Subject to verification during the evaluation and ranking process.

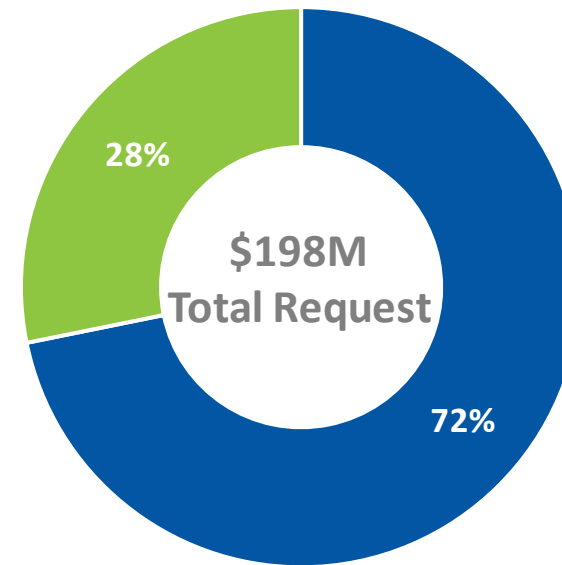
CLIMATE CHANGE

Projects in a High-Risk Flood Zones

Percentage of Projects in a High-Risk Flood Zone
2024 New MCP Applications



Percentage of Funding Request for Projects in a High-Risk Flood Zone
2024 New MCP Applications



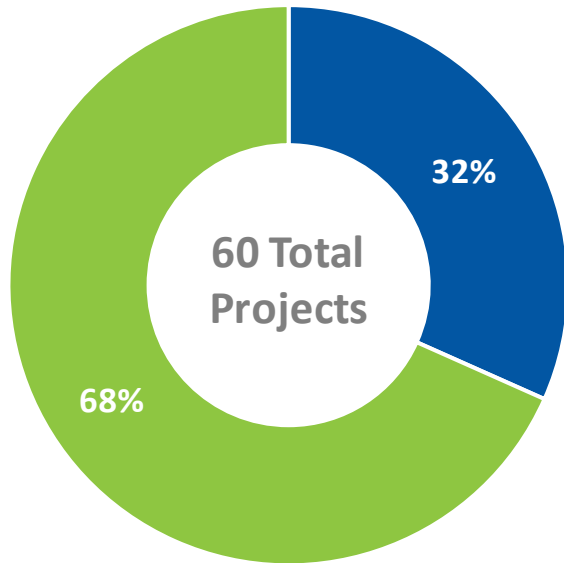
■ In High-Risk Flood Zone ■ Not In High-Risk Flood Zone

Subject to verification during the evaluation and ranking process.

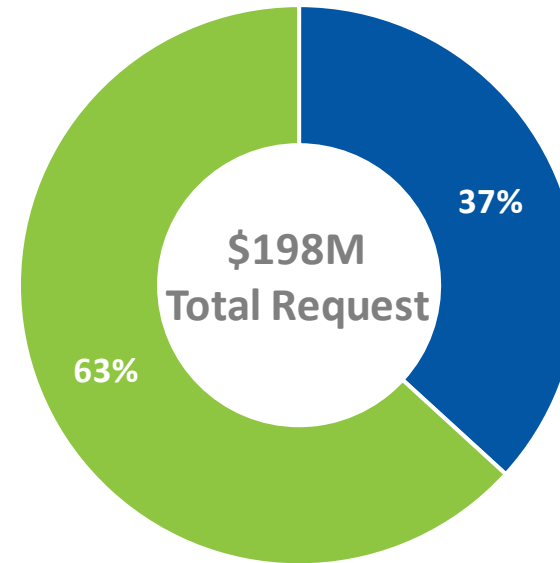
ECONOMIC IMPACT

Projects in Zip Codes with Economic Challenges

Percentage of Projects in Economic Impact Zip Code
2024 New MCP Applications



Percentage of Funding Request for Projects in Economic Impact Zip Code
2024 New MCP Applications



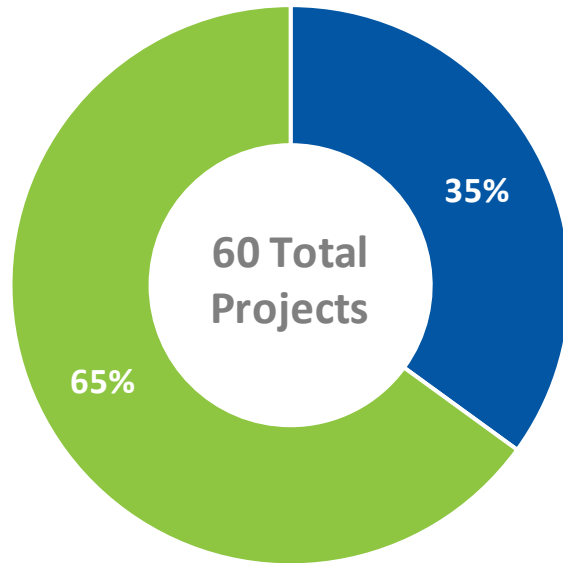
■ In Economic Impact Zip Code ■ Not In Economic Impact Zip Code

Subject to verification during the evaluation and ranking process.

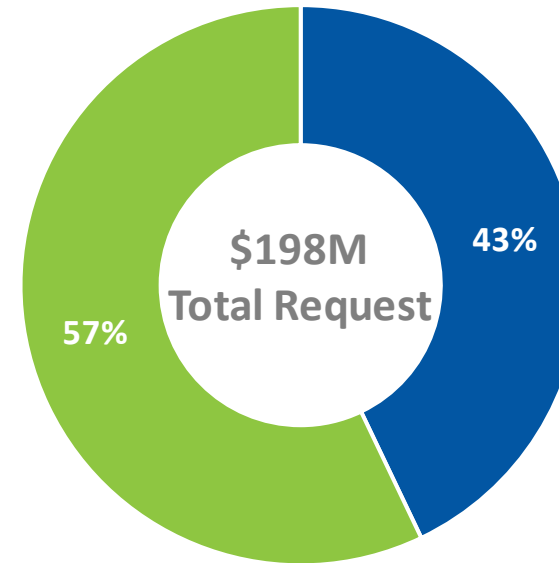
SCHOOL ZONES

Projects in Public School Zones

Percentage of Projects in a Public School Zone
2024 New MCP Applications



Percentage of Funding Request for Projects in a Public School Zone
2024 New MCP Applications



■ In School Zone ■ Not in School Zone

Subject to verification during the evaluation and ranking process.

FY2028 MAG VERSUS FY2029 FUNDING REQUESTS

\$29M

FY2028
MAG FOR
NEW MCPs

\$198M

TOTAL
REQUESTED
FOR FY2029

FY2028 MAG Would Cover

15%

of FY2029 Total Requests



QUESTIONS & ANSWERS