

# Broward County Transit Development Plan Annual Update & Progress Report FY2025-2034

*Broward County Transit (BCT)*

*May 28, 2025 - CAC Meeting*

*May 28, 2025 - TAC Meeting*

*June 12, 2025 - Board Meeting*



## BCT Connected - TDP Overview

The TDP Annual Progress Report (APR) is BCT's annual update to its Transit Development Plan, BCT Connected. The purpose of the APR is to:



Provide an overview of the previous year's accomplishments



Update steps taken to achieve BCT's goals

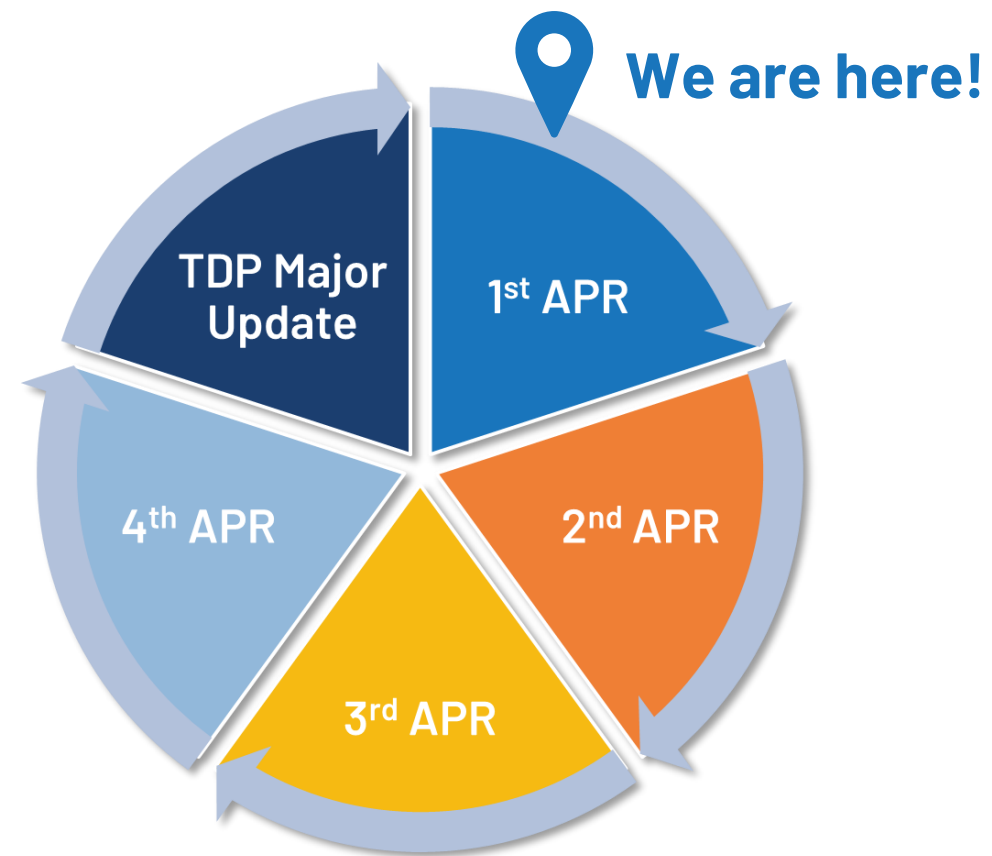


Update and extend Ten-Year Operating & Capital Program to include FY2034



Help FDOT develop key transportation planning and funding programs

## TDP CYCLE



## Key Changes to 2024 TDP Rules



A more streamlined TDP process



Increased collaboration with Metropolitan Planning Organizations (MPOs)



Emphasis on prioritizing key projects that align with goals & funding



A new submission deadline

## BCT Strategic & Operational Initiatives

*BCT is Making Strides Toward its Strategic Initiatives*




### PREMO

Hosted an Industry Day with **250+ industry representatives** and continued to advance its program of projects for a premium transit network in Broward County



### BCR South

Submitted environmental documents to FTA in spring 2024 and received **Finding of No Significant Impact (FONSI)** from FTA in September 2024



### Mobility Advancement Program (MAP)

**Presented updates** at numerous Independent Transportation Surtax Oversight Board meetings and workshops

## Operational Initiatives

- Added the first two **Electric Express Coaches** to BCT's fleet.
- Launched **Project Homeless Connect**, to help the unhoused and improve safety and security at bus stops and shelters.
- Graduated **50 new operators** from a 10-week training program—the **largest graduating class** in BCT's history—thanks to special hiring events.



## Public Outreach

*Inspiring positive change and collaboration throughout 2024*

### Comprehensive Operational Analysis (COA) Outreach

On-going effort to improve community needs and agency efficiency. In FY2024, BCT:



Administered **7,400+** surveys in English, Spanish, and Haitian Creole



Hosted **public meetings and stakeholder** listening sessions



Held **pop-up events** at BCT transit centers and community events



COA recommendations will:



Boost ridership



Identify Inefficiencies



Update service standards & performance measures



Modernize BCT's network

# Goals and Objectives

## Goal 1 **Improve Safety & Security**

ACTION



**Implement Pedestrian Collision Avoidance System**

**Semi-Annual Security Campaign & Pro-Active and Ongoing Law Enforcement Engagement**

TARGET



**Decrease Safety Events Per 100,000 Miles by 5%**

**Decrease Transit Worker Assaults by 5%**  
*(verbal and physical assaults)*

RESULT



**Action in progress**

- Procuring pedestrian avoidance system
- Holding safety stand downs
- Requiring refresher training for bus operators



**Target cannot be accurately measured**

- Change in tracking methodologies in April 2023
- Increased emphasis on reporting and tracking incidents
- Increased training and operator outreach to encourage reporting

**BCT has taken measures to reduce transit worker assaults**

- Improved tracking
- Enhanced security at terminals
- Updated de-escalation training
- Implemented four safety campaigns



Together, we're creating a welcoming, stress-free, and enjoyable experience on public transit. Ride with courtesy – because we take this trip together.

## Goal 2 Improve Mobility for All & Implement Comprehensive Transit Solutions

ACTION



**Provide Transit Services that Meet Customer Demand by Investing in Projects that Improve Service & Infrastructure**

**Improve the Customer Experience, Attract New Riders, and Improve Customer Satisfaction**

TARGET



**Meet NEPA Requirements**

**50 stop improvements annually**

**At least 12 outreach events annually**

**Increase ridership by 2% annually**

RESULT



**Target met!**

- Received FONSI for BCR South in September 2024

**Target met!**

Installed or relocated 15 shelters, 1,641 new signs, & 310 solar lights on signs

**Target met!**

- 46 outreach events

**Target met!**

- Ridership increased by 8.66%

## Ridership



- **BCT's ridership has been on the rise** since the downturn in ridership caused by the COVID-19 pandemic
- From FY2023 to FY2024, ridership increased by **8.66%** systemwide
- Ridership increased across **all services**
- Paratransit ridership in FY2024 was the **highest in TOPS! history**

## Goal 3 Strive to Be an Employer of Choice

ACTION



Participate in Job/Career Outreach Events

Conduct Employee Survey

TARGET



Participate in/host two career events annually

Conduct annual employee satisfaction survey

RESULT



**Target met!**

- BCT participated in 13 career events

**BCT did not conduct an employee survey in FY2024**

- Annual employee survey postponed until full implementation of BCT 2.0, an organization-wide restructuring for efficiency

## BCT at the Mega Job Fair



## Goal 4

**Ensure Resiliency & Maintain a State of Good Repair**

ACTION



**Increase No/Low Emission Vehicles in BCT Fleet such as Electric and Sustainable Propane**

TARGET



**Increase no/low emission vehicles by 3% annually**  
*(This is predicated on availability of funding & vehicles)*

RESULT



**8% increase**  
**from FY2023**



**33**

**battery electric buses**



**43**

**hybrid buses**

## Goal 5

**Support Economic Development & Ensure Financial Stability**

ACTION



**Monitor Low-Performing Routes and Create a Performance Improvement Plan**

TARGET



**Find Alternatives**

RESULT



**COA in progress**

- Data is still being gathered
- Additional public outreach is expected to begin in 2025
- Alternatives will be identified after the COA is completed

## Ten-Year Operating and Capital Program

Shifts planning horizon forward to cover FY2025 – FY2034

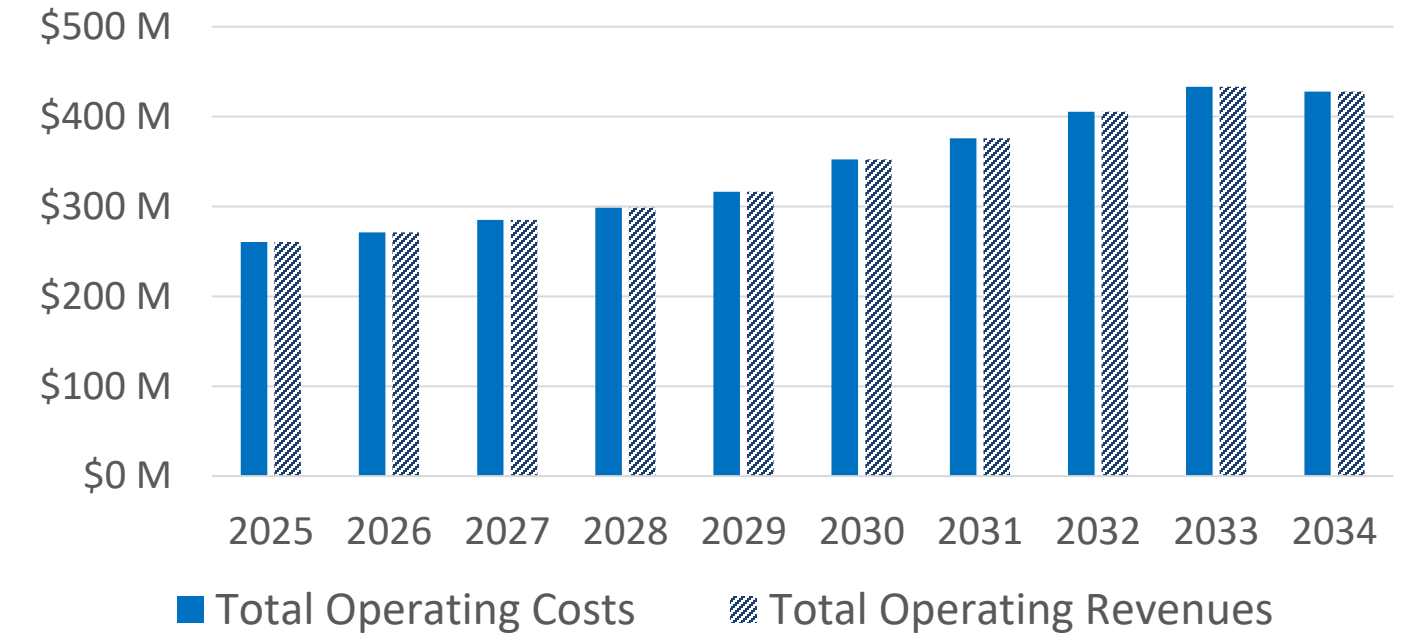
### Operating Program

- **\$3.43 billion** for maintaining existing service and implementing PREMO projects
- Funded through transportation surtax, state block grants, and farebox revenue

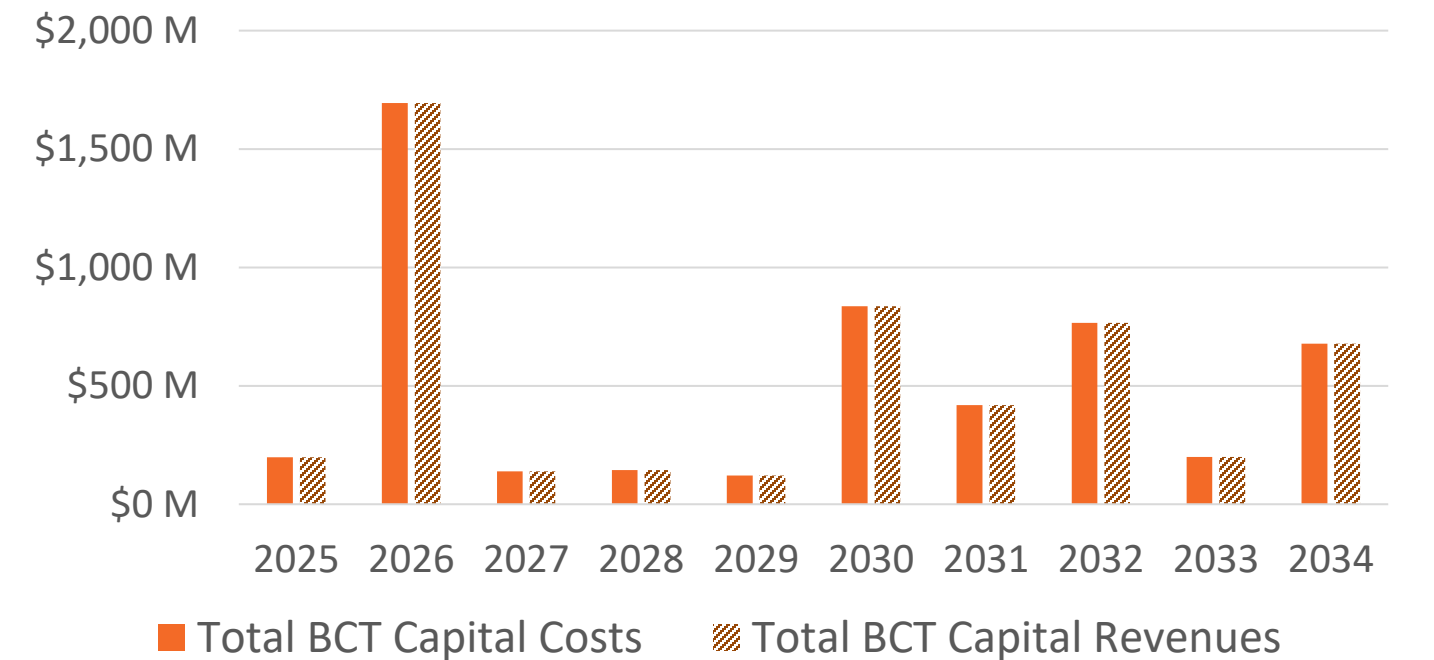
### Capital Program

- **\$5.19 billion** in capital investments to support service expansion, infrastructure improvements, fleet modernization, and major projects in the PREMO Plan
- Funded through transportation surtax capital revenues, federal grants, and a mix of non-local matching funds, FTA formula grants, and trust fund transfers.

Operating Costs & Revenues



Capital Costs & Revenue



## Project Prioritization

- Projects have been prioritized to align with capital readiness and operating capacity
- Planning horizon for **premium service** (PREMO projects) reflect up to date implementation timelines
- BCT's fleet is expected to increase from **415 to 500+ vehicles** to align with service expansions
- Improvements to existing local bus, express bus, Breeze, and Community Shuttle networks will be guided by COA findings and recommendations

| PREMO Project/Corridor                         | Anticipated Service Start Date |      |      |      |      |      |      |      |      |      |
|--|--------------------------------|------|------|------|------|------|------|------|------|------|
|  | 2025                           | 2026 | 2027 | 2028 | 2029 | 2030 | 2031 | 2032 | 2033 | 2034 |
| Sample Road High Frequency Bus (HFB)           |                                | x    | x    | x    | x    | x    | x    | x    | x    | x    |
| Hollywood Boulevard HFB                        |                                | x    | x    | x    | x    | x    | x    | x    | x    | x    |
| Oakland Park Boulevard Bus Rapid Transit (BRT) |                                |      |      |      | x    | x    | x    | x    | x    | x    |
| US 1/Federal Highway South HFB                 |                                |      |      |      |      | x    | x    | x    | x    | x    |
| US 1/Federal Highway North HFB                 |                                |      |      |      |      | x    | x    | x    | x    | x    |
| Broward Commuter Rail South                    |                                |      |      |      |      | x    | x    | x    | x    | x    |
| Airport-Seaport-Convention Center LRT          |                                |      |      |      |      | x    | x    | x    | x    | x    |
| Downtown Connection LRT                        |                                |      |      |      |      |      | x    | x    | x    | x    |
| Atlantic Boulevard HFB                         |                                |      |      |      |      |      | x    | x    | x    | x    |
| Sheridan Street HFB                            |                                |      |      |      |      |      | x    | x    | x    | x    |
| Dixie Highway HFB                              |                                |      |      |      |      |      |      | x    | x    | x    |
| SR 7/US 441 BRT/HFB                            |                                |      |      |      |      |      |      |      | x    | x    |