



**REGULAR MEETING OF THE  
CANYON LAKE CITY COUNCIL**

**Wednesday, June 6, 2018  
Closed Session – 5:30 p.m.  
Open Session – 6:30 p.m.**

**City Council Chambers  
31516 Railroad Canyon Road  
Canyon Lake, CA 92587**

**Please turn off your cell phones during the meeting**

**CLOSED SESSION – 5:30 P.M.**

- 1. Call to Order**
- 2. Roll Call:** Council Members Bonner, Ehrenkranz, Haggerty, Mayor Pro Tem Greene, Mayor Warren
- 3. Public Comments** – Any person wishing to address the City Council on any matter within the jurisdiction of the City, whether or not it appears on this agenda, is asked to complete a “Speaker Request Form” available on the back counter. The completed form is to be submitted to the City Clerk prior to an individual being heard by the City Council. The City Council has adopted a time limitation of three (3) minutes per person. If you are commenting on the agenda item, your comments will be heard at the time that particular item is scheduled on the agenda. *Please note that if you are addressing the City Council on items NOT on the agenda, the Brown Act does not allow discussion of such items. Therefore, the City Council may only do the following: refer the matter to staff, ask for additional information or request a report back, or give a very limited factual response.*
- 4. Closed Session**
  - a. Anticipated litigation pursuant to Govt. Code Section 54956.9(d)(2) - 2 cases
  - b. Return/Report from Closed Session

**OPEN SESSION – 6:30 P.M.**

- 1. Call Open Session to Order**
- 2. Invocation – Pastor Peter Van Dyke with the Canyon Lake Community Church**

**Flag Salute**

3. **Roll Call:** Council Members Bonner, Ehrenkranz, Haggerty, Mayor Pro Tem Greene, Mayor Warren

4. **Approval of City Council Agenda**

5. **Special Presentations and Proclamations:**

5.1 **Chamber of Commerce Announcements**

5.2 **Student of the Year – Taylor Ogden**

5.3 **Presentation by Elsinore Valley Municipal Water District regarding Variable Sewer Rates** Pg. 7

6. **Public Comments** – Any person wishing to address the City Council on any matter within the jurisdiction of the City, whether or not it appears on this agenda, is asked to complete a “Speaker Request Form” available on the back counter. The completed form is to be submitted to the City Clerk prior to an individual being heard by the City Council. The City Council has adopted a time limitation of three (3) minutes per person. If you are commenting on the agenda item, your comments will be heard at the time that particular item is scheduled on the agenda. *Please note that if you are addressing the City Council on items NOT on the agenda, the Brown Act does not allow discussion of such items. Therefore, the City Council may only do the following: refer the matter to staff, ask for additional information or request a report back, or give a very limited factual response.*

7. **Consent Calendar:**

All items listed on the Consent Calendar are considered to be routine matters, status reports or documents covering previous City Council action. The items listed on the Consent Calendar may be enacted in one motion. With the concurrence of the City Council, a Council Member may request that an item be removed for further discussion. Staff recommends approval of all items.

7.1 **Waiver of Reading in Full of all Ordinances by Title Only**

7.2 **Adoption of Resolution No. 2018-15, Approving Claims and Demands of the City** Pg. 9

7.3 **City Council Meeting Minutes**

7.3.1 May 2, 2018 – Adjourned Meeting Minutes Pg. 61

7.3.2 May 9, 2018 – Regular Meeting Minutes Pg. 63

7.4 **November 2018 Election Resolutions** Pg. 69

7.4.1 Resolution No. 2018-12, calling and giving notice of the General Municipal Election for November 2016 Pg. 71

7.4.2 Resolution No. 2018-13, requesting consolidation of the election with the County of Riverside **Pg. 75**

7.4.3 Resolution No. 2018-14, setting regulations for the filing of candidate statements **Pg. 79**

**8. Pulled Consent Calendar Items**

**9. Schedule of Future Events:**

9.1 Finance and Planning Committee Meeting  
Tuesday, July 10, 2018 at 8:00 a.m., City Council Chambers

9.2 Public Safety Committee Meeting  
Tuesday, July 10, 2018 at 9:30 a.m., City Council Chambers

9.3 Canyon Lake City Council Meeting  
Will be an Adjourned Regular Meeting on Wednesday, July 11, 2018 at 6:30 p.m.,  
City Council Chambers

9.4 Water Committee Meeting  
Thursday, June 21, 2018 at 9:00 a.m., City Council Chambers

9.5 Veterans Committee Meeting  
TBD

**10. Business Items**

**10.1 Consideration and possible adoption of City Budget**

10.1.1 Resolution No. 2018-16, adopting the City's Fiscal Year 2018/19 Budget and Appropriations Limit **Pg. 83**

10.1.2 Approval of Resolution No. 2018-17, approving the salary and wage **Pg. 135**  
Schedule for employees of the City for FY 2018-2019

**10.2 Discussion and possible action regarding AB 1405 **Pg. 139****

**10.3 Discussion and possible action regarding status as a sanctuary city (SB 54) **Pg. 145****

**11. City Manager Comments**

**12. Committee and Council Reports/Comments**

12.1 Council Member Bonner

12.2 Council Member Ehrenkranz

12.3 Council Member Haggerty

12.4 Mayor Pro Tem Greene

12.5 Mayor Warren

**13. Announcements**

The next regular City Council meeting will be adjourned to **Wednesday, July 11, 2018 at 6:30 p.m. for open session**

**14. Adjournment**

**VISION STATEMENT**

The vision of the City of Canyon Lake is to be a City that provides a quality of life that makes Canyon Lake the premier place to live in Southern California.

**ATTENTION RESIDENTS:**

Supporting documents, including staff reports, are available for review at City Hall in the City Clerk's Office or on the City's website at [www.cityofcanyonlake.org](http://www.cityofcanyonlake.org) once the agenda has been publicly posted. Any written materials relating to an item on this agenda submitted to the City Council after distribution of the agenda packet are available for public inspection in the City Clerk's Office during normal business hours. In addition, such writings or documents will be made available for public review at the respective public meeting. It is the intention of the City of Canyon Lake to comply with the Americans with Disabilities Act (ADA) in all respects. If, as an attendee or participant at this meeting, you will need special assistance beyond what is normally provided, the City of Canyon Lake will attempt to accommodate you in every reasonable manner. Please contact Aaron Palmer, City Manager/City Clerk, at least 48 hours prior to the meeting to inform us of your particular needs and to determine if accommodation is feasible. Please advise us at that time if you will need accommodations to attend or participate in meetings on a regular basis.

**June 6, 2018 Regular City Council Meeting**

**STATE OF CALIFORNIA }  
COUNTY OF RIVERSIDE } SS. AFFIDAVIT OF POSTING  
CITY OF CANYON LAKE }**

**I, Stephanie Roseen, being duly sworn, depose and say that I am the duly appointed and qualified Deputy City Clerk of the City of Canyon Lake and that on May 31, 2018 before the**

Canyon Lake City Council

Agenda – June 6, 2018

**hour of 5:00 p.m., I caused the above notice to be posted as required by Resolution 2015-36 of the City Council of the City of Canyon Lake.**

**Stephanie Roseen**

**Deputy City Clerk**





## UNDERSTANDING VARIABLE SEWER RATES NEW RATES GO INTO EFFECT JULY 1, 2018



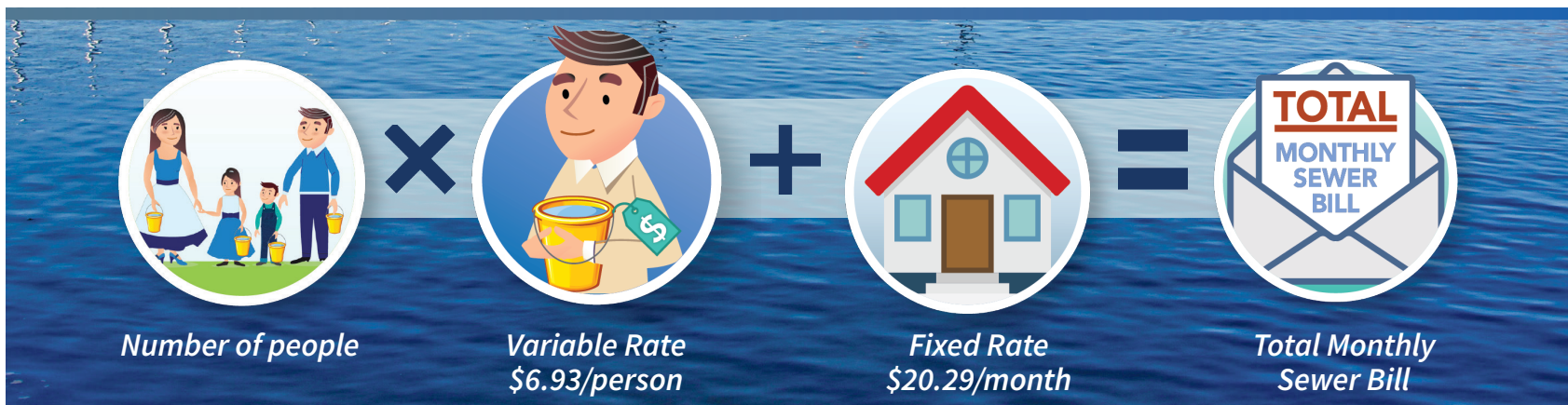
*EVMWD is committed to providing safe, reliable and affordable sewer service to the communities we serve. The sewer rates the District charges are developed to reflect the true cost of providing service and ensure the same level of service in the future.*

Currently, EVMWD customers pay a flat (fixed) rate for sewer service, which doesn't account for the impacts that households have on the sewer system. The most significant impact comes from the number of people living in each home.

To more accurately reflect the costs of providing sewer service, EVMWD's Board of Directors adopted a new residential rate structure. The new structure reduced the fixed charge, and now includes a variable rate based on the number of people living in the home. The fixed charge covers ongoing system maintenance, administrative, and facility costs. The variable charge covers the cost to collect and transport sewage to the treatment plant, treatment chemicals, and waste disposal.

The new, lower fixed rate will be \$20.29 per month. The variable rate will be \$6.93 per month for each person in the home.

For example, if Eddie lived with his wife and two children, they would confirm with EVMWD that they have four people in their household; their bill would be 4 x \$6.93, or \$27.72, plus the fixed rate of \$20.29, for a total sewer bill of \$48.01.



The new sewer rates were adopted at the EVMWD Rate Hearing on July 27, 2017, and will take effect on July 1, 2018.

For more information about your sewer rates, please visit [www.evmwd.com](http://www.evmwd.com) or call 951-674-3146.

### Updating Persons Per Household Information with EVMWD

Customers who wish to update their person per household number can log on to [www.evmwd.com/2018sewer](http://www.evmwd.com/2018sewer) and submit an online request or can call EVMWD Customer Service at (951) 674-3146. Person per household number will not take effect until July 1, 2018. Adjusting your household number for the variable sewer will also affect your household water budget. A table on the reverse of this letter shows an example of a variable sewer charge for a 30 day billing cycle. You can also visit [www.evmwd.com/2018sewer](http://www.evmwd.com/2018sewer) for more information or contact our Customer Service team to help determine your rate.



## FREQUENTLY ASKED QUESTIONS ABOUT YOUR SEWER RATES BEGINNING JULY 1, 2018



**Q: HOW DOES EVMWD MEASURE WHAT GOES INTO THE SEWER?**

*A: Although EVMWD cannot measure the sewer flow from each individual*

*home, the variable sewer rate structure is designed to reflect the amount of waste each home contributes to the sewer system based on the indoor water budget and the number of people in the home.*

**Q: HOW DOES EVMWD KNOW I'M SENDING MORE WASTE TO THE SEWER THAN A HOME WITH LESS PEOPLE?**

*A: Indoor water budgets allocate 55 gallons per person, per day. Generally the more people in the home, the more water a home needs. The same theory applies to sewer service, where an increase in the the number of people in the home means an increased flow to the sewer system.*

**Q: COULD MY SEWER COSTS GO DOWN UNDER THE VARIABLE RATE STRUCTURE?**

*A: Yes, some people will see their sewer bill decrease under the new rate structure, depending on the number of people in their household.*

**Q: WE HAVE A LARGE FAMILY BUT WE ARE VERY WATER EFFICIENT. WHY DO WE HAVE TO PAY A HIGHER AMOUNT IF WE ARE NOT USING MORE WATER THAN SMALLER HOUSEHOLDS?**

*A: It is good to be water efficient. However wastewater is comprised of waste and water. A home's sewer flow reflects the number of people in the home, not how much water you save. EVMWD's tiered rates are designed to apply sewer costs more accurately based on each home's expected flow to the sewer system.*

**Q: DO WE GET PENALTY CHARGES FOR FLUSHING MORE, SHOWERING MORE, ETC.?**

*A: No. Sewer rates are based on the variable sewer rate structure for the number of people in the home. Although your sewer bill may not increase due to increased water use, the more water you use may cause you to go over your water budget, which would result in being charged more for water use.*

**Q: CAN THE DISTRICT EARN A PROFIT? \_\_\_\_\_**

*A: As a public service provider, EVMWD can only charge its customers for the costs associated with providing service. The District cannot earn a profit. By restructuring sewer service rates from fixed to variable, EVMWD ensures the lowest feasible costs for its customers which accurately reflect the cost of providing services.*

**Q: MY HOME IS VACANT HALF THE YEAR, SHOULDN'T THERE BE A REDUCED RATE FOR ME, SINCE I AM NOT CONTRIBUTING TO THE SYSTEM YEAR-ROUND?**

*A: EVMWD's sewer system is ready to use whenever you need it. In order to accomplish this, sewer rates are set based on the cost of service, maintenance, and the amount of flow the sewer treatment plants process. Everyone pays for these costs, as determined by the number of people in the home and the tiered rate. The tiered rate system applies these costs based on people in the home, which is more representative of each home's contribution to the sewer system.*

**Q: MY KIDS ARE IN DIAPERS, WHY DO I HAVE TO PAY EXTRA SEWER CHARGES WHEN THEY ARE NOT YET CONTRIBUTING TO THE FLOW?**

*A: Indoor water use contributes to house sewer flows, and can often increase with young children in the home. The more people there are in the home, the more you are likely contributing to the sewer system, with more baths and showers, etc.*

**Q: IS EVMWD THE FIRST TO CHARGE FOR SEWER SERVICES THIS WAY?**

*A: EVMWD is one of many local agencies to adopt a variable rate structure for sewer service. Many agencies charge block rates based on the volume of water a customer consumes.*

**Q: DOES THE VARIABLE RATE STRUCTURE APPLY TO ALL EVMWD SEWER CUSTOMERS?**

*A: All residents with sewer service in the EVMWD service area will be charged under the new variable sewer rate structure.*

**Q: WILL THE CANYON LAKE MONTHLY RESIDENTIAL CAPITAL SEWER SURCHARGE BE AFFECTED?**

*A: No, the Canyon Lake monthly residential capital sewer surcharge (of 40 cents per day/ \$12.00 per 30 day billing cycle) remains the same. All residents with sewer service, including Canyon Lake residents, will be charged under the new variable sewer rate structure.*

**Q: WHAT CAN I DO TO LEARN MORE ABOUT MY SEWER RATES?**

*A: To learn more about sewer rates please call customer service directly at 951-674-3146 or visit online at [www.evmwd.com](http://www.evmwd.com).*

### RATES AS OF JULY 1, 2018 FOR RESIDENTIAL SEWER CUSTOMERS

Persons Per Household	Current Household	0	1	2	3	4	5	6	7	8	9
Fixed Rate*	\$45.87	\$20.29	\$20.29	\$20.29	\$20.29	\$20.29	\$20.29	\$20.29	\$20.29	\$20.29	\$20.29
Variable Rate*	-	\$0.00	\$6.93	\$13.86	\$20.79	\$27.72	\$34.65	\$41.58	\$48.51	\$55.44	\$62.37
<b>Total</b>	<b>\$45.87</b>	<b>\$20.29</b>	<b>\$27.22</b>	<b>\$34.15</b>	<b>\$41.08</b>	<b>\$48.01</b>	<b>\$54.94</b>	<b>\$61.87</b>	<b>\$68.80</b>	<b>\$75.73</b>	<b>\$82.66</b>

\*for a 30 day billing cycle

To learn more about sewer rates please visit [www.evmwd.com](http://www.evmwd.com) or call 951-674-3146.

City of Canyon Lake  
City Council  
Staff Report

TO: Mayor and City Council  
FROM: Kayla Lozano, Accountant  
DATE: June 6, 2018  
SUBJECT: List of Demands

---

---

**Recommendation:**

That the City Council adopts a resolution entitled: RESOLUTION NO. 2018-15

A RESOLUTION OF THE CITY COUNCIL OF THE  
CITY OF CANYON LAKE ALLOWING CERTAIN  
CLAIMS AND DEMANDS AS SET FORTH IN EXHIBIT A

**Background:**

All claims and demands are reported and summarized for review and approval by the City Council on a routine basis at each City Council meeting. The attached claims represent the paid claims and demands since the City Council meeting of May 9, 2018.

**Budget (or Fiscal) Impact:**

All claims and demands are paid from appropriated funds or authorized resources of the City and have been recorded in accordance with the City's policies.

**Attachments:**

Resolution  
List of Demands



**RESOLUTION NO. 2018-15**

**A RESOLUTION OF THE CITY COUNCIL OF THE CITY OF CANYON LAKE, CALIFORNIA, ALLOWING CERTAIN CLAIMS AND DEMANDS AS SET FORTH IN EXHIBIT A**

The City Council of the City of Canyon Lake does hereby resolve as follows:

Demands are approved as shown on the Demand\Warrant Register of June 6th, in the amount of \$1,270,665.36 as follows:

Payroll Earnings (Gross)	\$ 41,019.58	(2nd Half of April & 1st Half of May)
Payroll Taxes - Employer	907.45	(2nd Half of April & 1st Half of May)
On-line Retirement	3,854.76	(2nd Half of April & 1st Half of May)
On-line Health	134.09	(For the Month of May)
Nationwide Deferred Comp.	282.66	(For the Month of April)
General	1,224,466.82	
TOTAL	<u>\$ 1,270,665.36</u>	

PASSED, APPROVED AND ADOPTED this 6th day of June 2018.

\_\_\_\_\_  
Mayor, Vicki Warren

ATTEST:

\_\_\_\_\_  
Stephanie Roseen, Deputy City Clerk

State of California  
County of Riverside ) ss  
City of Canyon Lake )

I, Stephanie Roseen, Deputy City Clerk of the City of Canyon Lake, California, DO HEREBY CERTIFY, that the foregoing is a true and correct copy of the Resolution No. 2018-15 adopted by the City Council of the City of Canyon Lake, California, at a adjourned meeting thereof, held on June 6, 2018, by the following vote:

AYES:  
NOES:  
ABSTAIN:  
ABSENT:

---

Stephanie Roseen, Deputy City Clerk

**City of Canyon Lake**  
**Check/Voucher Register - Council Report - Expenditures**  
**From 5/1/2018 Through 5/30/2018**

Check Num...	Matching Docum... Date	Vendor Name	Transaction Description	Check Amount	Fund Code	Fund Short Title
24270	5/2/2018	Aflac	Supplemental Insurance April 2018	325.70	10	GENERAL
<b>Total 24270</b>	5/2/2018			325.70		
24271	5/2/2018	AMERICAN FORENSIC NURSES INC	Sheriff's Dept Blood Draws March 2018	80.00	10	GENERAL
<b>Total 24271</b>	5/2/2018			80.00		
24272	5/2/2018	ANIMAL FRIENDS OF THE VALLEYS	Animal Control Services Jan and Feb 2018	7,000.00	10	GENERAL
<b>Total 24272</b>	5/2/2018			7,000.00		
24273	5/2/2018	California Consulting, LLC	Fire Fighters Grant FEMA 4 of 4 Payments	1,250.00	10	GENERAL
<b>Total 24273</b>	5/2/2018			1,250.00		
24274	5/2/2018	Charles Abbott Associates, Inc.	Engineering Services January 2018	6,944.25	10	GENERAL
<b>Total 24274</b>	5/2/2018			6,944.25		
24275	5/2/2018	CR&R	Refuse 2/8/18	1,861.41	50	AGENCY
24275	5/2/2018	CR&R	Refuse 2/9/18	9,776.15	50	AGENCY
<b>Total 24275</b>	5/2/2018			11,637.56		
24276	5/2/2018	CTAI Pacific Greenscape	Landscaping Maintenance Fire Station April 2018	250.00	10	GENERAL
24276	5/2/2018	CTAI Pacific Greenscape	Irrigation Repair	626.00	20	GAS TAX
24276	5/2/2018	CTAI Pacific Greenscape	Landscaping Maintenance Medians & Parkways April 2018	5,000.00	20	GAS TAX

**City of Canyon Lake**  
 Check/Voucher Register - Council Report - Expenditures  
 From 5/1/2018 Through 5/30/2018

Check Num...	Matching Docum... Date	Vendor Name	Transaction Description	Check Amount	Fund Code	Fund Short Title
Total 24276	5/2/2018			5,876.00		
24277	5/2/2018	DATA TICKET	Code Enforcement Citation Processing March 2018	100.00	10	GENERAL
24277	5/2/2018	DATA TICKET	Parking Citation Processing March 2018	100.00	10	GENERAL
Total 24277	5/2/2018			200.00		
24278	5/2/2018	DFM ASSOCIATES	2018 Elections Code Handbook	54.38	10	GENERAL
Total 24278	5/2/2018			54.38		
24279	5/2/2018	Frontier Communications	City Hall Phones, 4/13/18-5/12/18	121.11	10	GENERAL
24279	5/2/2018	Frontier Communications	Fire Station Phones, 4/13/18-5/12/18	262.18	10	GENERAL
Total 24279	5/2/2018			383.29		
24280	5/2/2018	Dawn Haggerty	Internet Reimbursement April 2018	0.00	10	GENERAL
Total 24280	5/2/2018			0.00		
24281	5/2/2018	Jani-King of CA, Inc.	Janitorial Service May 2018	735.50	10	GENERAL
Total 24281	5/2/2018			735.50		
24282	5/2/2018	Joe's Hardware	Road Flares	28.40	10	GENERAL
Total 24282	5/2/2018			28.40		
24283	5/2/2018	Johnny Q Auto Detailing	Boat Detail and Sticker Removal	650.00	10	GENERAL
Total 24283	5/2/2018			650.00		

**City of Canyon Lake**  
 Check/Voucher Register - Council Report - Expenditures  
 From 5/1/2018 Through 5/30/2018

Check Num...	Matching Docum... Date	Vendor Name	Transaction Description	Check Amount	Fund Code	Fund Short Title
24284	5/2/2018	The LEW Edwards Group	Professional Services Agreement 4/30/17	5,500.00	10	GENERAL
Total 24284	5/2/2018			5,500.00		
24285	5/2/2018	Mr. Appliance	Fire Station Ice Machine Repair	160.75	10	GENERAL
Total 24285	5/2/2018			160.75		
24286	5/2/2018	MR. WINDOW CLEANING	Window Cleaning 4/16/18	60.00	10	GENERAL
Total 24286	5/2/2018			60.00		
24287	5/2/2018	National Auto Fleet Group	2018 Toyota Highlander Vin#44806	45,646.22	25	AQMD TRUST
Total 24287	5/2/2018			45,646.22		
24288	5/2/2018	Pitney Bowes, Inc.	Postage Meter Ink	91.58	10	GENERAL
Total 24288	5/2/2018			91.58		
24289	5/2/2018	Rogers, Anderson, Malody & Scott, LLP	Accounting Services February 2018	6,700.00	10	GENERAL
Total 24289	5/2/2018			6,700.00		
24290	5/2/2018	RIV. CO. SHERIFF'S DEPT., Acctg & Fin	Sheriff's Contract Law Enforcement 3/1/18-3/28/18	119,391.28	10	GENERAL
Total 24290	5/2/2018			119,391.28		
24291	5/2/2018	COUNTY OF RIVERSIDE-TLMA	SLF Costs March 2018	280.44	20	GAS TAX
Total 24291	5/2/2018			280.44		

**City of Canyon Lake**  
**Check/Voucher Register - Council Report - Expenditures**  
**From 5/1/2018 Through 5/30/2018**

Check Numb...	Matching Docum... Date	Vendor Name	Transaction Description	Check Amount	Fund Code	Fund Short Title
24292	5/2/2018	SOUTHERN CALIFORNIA EDISON	Electricity, City Hall 3/15/18-4/16/18	791.92	10	GENERAL
24292	5/2/2018	SOUTHERN CALIFORNIA EDISON	Electricity, Fire Station 3/15/18-4/16/18	327.15	10	GENERAL
24292	5/2/2018	SOUTHERN CALIFORNIA EDISON	Electricity, Office Lease 3/21/18-4/20/18	39.35	10	GENERAL
24292	5/2/2018	SOUTHERN CALIFORNIA EDISON	Electricity, Traffic Control 2/20/18-3/21/18	12.80	20	GAS TAX
24292	5/2/2018	SOUTHERN CALIFORNIA EDISON	Electricity, Traffic Control 3/22/18-4/23/18	73.70	20	GAS TAX
24292	5/2/2018	SOUTHERN CALIFORNIA EDISON	Electricity, Traffic Signals 03/15/18-4/16/18	185.91	20	GAS TAX
<b>Total</b> 24292	5/2/2018			1,430.83		
24293	5/2/2018	STAPLES	Office Supplies, EOC Equipment	1,090.93	10	GENERAL
<b>Total</b> 24293	5/2/2018			1,090.93		
24294	5/2/2018	Synoptek, LLC	IT Maintenance May 2018	2,330.50	10	GENERAL
<b>Total</b> 24294	5/2/2018			2,330.50		
24295	5/2/2018	TPx Communications	City Hall Phone System 4/16/18-5/15/18	560.71	10	GENERAL
<b>Total</b> 24295	5/2/2018			560.71		
24296	5/2/2018	Toshiba Financial Services	Monthly Copier Lease 4/15/18-5/15/18	626.17	10	GENERAL
<b>Total</b> 24296	5/2/2018			626.17		
24297	5/2/2018	West Coast Lights & Sirens, Inc.	GMC Sierra Repair	80.44	10	GENERAL
<b>Total</b> 24297	5/2/2018			80.44		

**City of Canyon Lake**  
**Check/Voucher Register - Council Report - Expenditures**  
**From 5/1/2018 Through 5/30/2018**

Check Num...	Matching Docum... Date	Vendor Name	Transaction Description	Check Amount	Fund Code	Fund Short Title
24298	5/3/2018	Dawn Haggerty	Internet Reimbursement April 2018	30.00	10	GENERAL
<b>Total 24298</b>	5/3/2018			30.00		
24299	5/16/2018	AMERICAN FORENSIC NURSES INC	Sheriff's Blood Draw April 2018	140.00	10	GENERAL
<b>Total 24299</b>	5/16/2018			140.00		
24300	5/16/2018	Barbara Vuoso	Citation Refund	125.00	10	GENERAL
<b>Total 24300</b>	5/16/2018			125.00		
24301	5/16/2018	Randall Bonner	Internet and Phone Reimbursement March 2018	73.67	10	GENERAL
24301	5/16/2018	Randall Bonner	Internet, Phone and Mileage Reimbursement April 2018	73.57	10	GENERAL
<b>Total 24301</b>	5/16/2018			147.24		
24302	5/16/2018	California Consulting, LLC	Grant Writing Services - SAFER Grant	9,500.00	10	GENERAL
<b>Total 24302</b>	5/16/2018			9,500.00		
24303	5/16/2018	Charles Abbott Associates, Inc.	Environmental Services April 2018	870.00	10	GENERAL
24303	5/16/2018	Charles Abbott Associates, Inc.	Planning Services April 2018	3,424.00	10	GENERAL
24303	5/16/2018	Charles Abbott Associates, Inc.	Engineering Services April 2018	1,029.31	20	GAS TAX
24303	5/16/2018	Charles Abbott Associates, Inc.	Engineering Services January 2018	14,321.50	20	GAS TAX
<b>Total 24303</b>	5/16/2018			19,644.81		

**City of Canyon Lake**  
 Check/Voucher Register - Council Report - Expenditures  
 From 5/1/2018 Through 5/30/2018

Check Num...	Matching Docum... Date	Vendor Name	Transaction Description	Check Amount	Fund Code	Fund Short Title
24304	5/16/2018	Circle of Safe-T Inc.	Standard Reporting SART Exam	1,100.00	10	GENERAL
<b>Total 24304</b>	5/16/2018			1,100.00		
24305	5/16/2018	Corelogic Information Solutions, INC.	Code Enforcement Database April 2018	135.00	10	GENERAL
24305	5/16/2018	Corelogic Information Solutions, INC.	Database for Code Enforcement March 2018	140.00	10	GENERAL
<b>Total 24305</b>	5/16/2018			275.00		
24306	5/16/2018	Cota, Cole and Huber, LLP	Attorney Services April 2018	6,677.58	10	GENERAL
24306	5/16/2018	Cota, Cole and Huber, LLP	Attorney Services Athey Case	6,457.76	10	GENERAL
<b>Total 24306</b>	5/16/2018			13,135.34		
24307	5/16/2018	STATE OF CA DEPT. OF JUSTICE	Fingerprints Apps, April 2018	64.00	10	GENERAL
<b>Total 24307</b>	5/16/2018			64.00		
24308	5/16/2018	Jordan Ehrenkranz	Internet Reimbursement April 2018	40.00	10	GENERAL
24308	5/16/2018	Jordan Ehrenkranz	Internet Reimbursement March 2018	40.00	10	GENERAL
<b>Total 24308</b>	5/16/2018			80.00		
24309	5/16/2018	ELSINORE VALLEY MUNI WATER DIS	Water Service, City Hall 3/25/18-4/25/18	102.47	10	GENERAL
24309	5/16/2018	ELSINORE VALLEY MUNI WATER DIS	Water Service, Fire Station 03/28/18-04/28/18	262.45	10	GENERAL
24309	5/16/2018	ELSINORE VALLEY MUNI WATER DIS	Water Service, Irrigation 3/28/18-4/28/18	1,051.71	20	GAS TAX
<b>Total 24309</b>	5/16/2018			1,416.63		

**City of Canyon Lake**  
**Check/Voucher Register - Council Report - Expenditures**  
**From 5/1/2018 Through 5/30/2018**

Check Num...	Matching Docum... Date	Vendor Name	Transaction Description	Check Amount	Fund Code	Fund Short Title
24310	5/16/2018	Frontier Communications	City Hall Internet 5/10/18-6/9/18	146.98	10	GENERAL
<b>Total</b> 24310	5/16/2018			146.98		
24311	5/16/2018	Dawn Haggerty	Internet Reimbursement March 2018	30.00	10	GENERAL
<b>Total</b> 24311	5/16/2018			30.00		
24312	5/16/2018	Kevin Siepker	Planning Deposit Refund 30124 Spray Dr	732.50	10	GENERAL
<b>Total</b> 24312	5/16/2018			732.50		
24313	5/16/2018	Lake Chevrolet	Repairs to 08 GMC Yukon	1,532.54	10	GENERAL
<b>Total</b> 24313	5/16/2018			1,532.54		
24314	5/16/2018	Nate Volk	Broadcasting Services 5/9 Meeting	350.00	10	GENERAL
<b>Total</b> 24314	5/16/2018			350.00		
24315	5/16/2018	Pitney Bowes Global Financial Services, LLC	Postage Machine Lease 3/13/18-6/12/18	175.14	10	GENERAL
<b>Total</b> 24315	5/16/2018			175.14		
24316	5/16/2018	Rogers, Anderson, Malody & Scott, LLP	Accounting Services March 2018	6,700.00	10	GENERAL
<b>Total</b> 24316	5/16/2018			6,700.00		
24317	5/16/2018	County Executive Office	Animal Shelter Services April - June 2018	18,086.13	10	GENERAL
<b>Total</b> 24317	5/16/2018			18,086.13		

**City of Canyon Lake**  
**Check/Voucher Register - Council Report - Expenditures**  
**From 5/1/2018 Through 5/30/2018**

Check Numb...	Matching Docum... Date	Vendor Name	Transaction Description	Check Amount	Fund Code	Fund Short Title
24318	5/16/2018	Southern California Association of Government	Dues Assessment FY 18/19	1,252.00	10	GENERAL
<b>Total</b> 24318	5/16/2018			1,252.00		
24319	5/16/2018	SOUTHERN CALIFORNIA EDISON	Electricity, Pump Station 04/10/18-5/9/18	211.79	20	GAS TAX
24319	5/16/2018	SOUTHERN CALIFORNIA EDISON	Electricity, Traffic Control 3/29/18-4/30/18	370.37	20	GAS TAX
<b>Total</b> 24319	5/16/2018			582.16		
24320	5/16/2018	Sparkletts	Drinking Water 4/11/18-4/25/18	42.98	10	GENERAL
<b>Total</b> 24320	5/16/2018			42.98		
24321	5/16/2018	Structural Termite/Pest Control	Pest Control Fire Station	36.75	10	GENERAL
<b>Total</b> 24321	5/16/2018			36.75		
24322	5/16/2018	Synoptek, LLC	Dell Server Warranty Renewal 5/30/18-5/30/19	249.00	10	GENERAL
<b>Total</b> 24322	5/16/2018			249.00		
24323	5/16/2018	The Gas Company	Gas, 3/29/18-4/27/18	7.44	10	GENERAL
<b>Total</b> 24323	5/16/2018			7.44		
24324	5/16/2018	Time Warner Cable	Internet, Fire Station 5/10/18-6/9/18	74.98	10	GENERAL
<b>Total</b> 24324	5/16/2018			74.98		
24325	5/16/2018	TVC, Inc.	Phone System repairs	290.00	10	GENERAL

**City of Canyon Lake**  
**Check/Voucher Register - Council Report - Expenditures**  
**From 5/1/2018 Through 5/30/2018**

Check Num...	Matching Docum... Date	Vendor Name	Transaction Description	Check Amount	Fund Code	Fund Short Title
Total 24325	5/16/2018			290.00		
24326	5/16/2018	U. S. Bank	Code enforcement classes, Wrangler parts, office supplies	3,411.22	10	GENERAL
Total 24326	5/16/2018			3,411.22		
24327	5/16/2018	Verizon Wireless	Cell Phones 05/04/18-06/03/18	444.72	10	GENERAL
24327	5/16/2018	Verizon Wireless	iPads, 05/4/18-06/03/18	199.08	10	GENERAL
Total 24327	5/16/2018			643.80		
24328	5/30/2018	Aflac	Supplemental Insurance May 2018	325.70	10	GENERAL
Total 24328	5/30/2018			325.70		
24329	5/30/2018	ANIMAL FRIENDS OF THE VALLEYS	Animal Control Services March 2018	3,500.00	10	GENERAL
Total 24329	5/30/2018			3,500.00		
24330	5/30/2018	BIO-TOX LABORATORIES	Sheriff's Blood Testing April 2018	104.00	10	GENERAL
24330	5/30/2018	BIO-TOX LABORATORIES	Sheriff's Dept Blood Testing April 2018	189.00	10	GENERAL
24330	5/30/2018	BIO-TOX LABORATORIES	Sheriff's Dept Blood Testing March 2018	78.00	10	GENERAL
Total 24330	5/30/2018			371.00		
24331	5/30/2018	Charles Abbott Associates, Inc.	Code Enforcement Software April 2018	200.00	10	GENERAL
24331	5/30/2018	Charles Abbott Associates, Inc.	Engineering Services April 2018	3,480.50	10	GENERAL
24331	5/30/2018	Charles Abbott Associates, Inc.	Engineering Services February 2018	2,509.75	10	GENERAL

**City of Canyon Lake**  
 Check/Voucher Register - Council Report - Expenditures  
 From 5/1/2018 Through 5/30/2018

Check Num...	Matching Docum... Date	Vendor Name	Transaction Description	Check Amount	Fund Code	Fund Short Title
24331	5/30/2018	Charles Abbott Associates, Inc.	Permit and Plan Review April 2018	13,234.43	10	GENERAL
24331	5/30/2018	Charles Abbott Associates, Inc.	Engineering Services April 2018	9,744.50	20	GAS TAX
<b>Total 24331</b>	5/30/2018			<b>29,169.18</b>		
24332	5/30/2018	CANYON LAKE PEST CONTROL, Steven E. Young	Pest Control, Storage Unit	90.00	10	GENERAL
<b>Total 24332</b>	5/30/2018			<b>90.00</b>		
24333	5/30/2018	CR&R	Refuse FY 17/18	538,478.19	50	AGENCY
<b>Total 24333</b>	5/30/2018			<b>538,478.19</b>		
24334	5/30/2018	CTAI Pacific Greenscape	Landscape Maintenance Service Fire Station May 2018	250.00	10	GENERAL
24334	5/30/2018	CTAI Pacific Greenscape	Landscape Maintenance Service Median & Pkwys May 2018	5,000.00	20	GAS TAX
<b>Total 24334</b>	5/30/2018			<b>5,250.00</b>		
24335	5/30/2018	DIRECTV	Satellite Service, Fire Station 5/12/18-6/11/18	283.29	10	GENERAL
<b>Total 24335</b>	5/30/2018			<b>283.29</b>		
24336	5/30/2018	STATE OF CA DEPT. OF JUSTICE	Blood Alcohol Analysis April 2018	35.00	10	GENERAL
<b>Total 24336</b>	5/30/2018			<b>35.00</b>		
24337	5/30/2018	EnviroSupply & Service	Storm Drain Testing	142.40	10	GENERAL
<b>Total 24337</b>	5/30/2018			<b>142.40</b>		

**City of Canyon Lake**  
**Check/Voucher Register - Council Report - Expenditures**  
**From 5/1/2018 Through 5/30/2018**

Check Num...	Matching Docum... Date	Vendor Name	Transaction Description	Check Amount	Fund Code	Fund Short Title
24338	5/30/2018	FRIDAY FLYER	Notice of Budget Adoption 5/25/18	19.50	10	GENERAL
<b>Total</b> 24338	5/30/2018			19.50		
24339	5/30/2018	Frontier Communications	City Hall Phones 5/13/18-6/12/18	120.33	10	GENERAL
24339	5/30/2018	Frontier Communications	Fire Station Phone and Internet 5/31/18-6/12/18	266.71	10	GENERAL
<b>Total</b> 24339	5/30/2018			387.04		
24340	5/30/2018	NANCY GREENHALGH	Retiree Health Insurance	197.76	10	GENERAL
<b>Total</b> 24340	5/30/2018			197.76		
24341	5/30/2018	HINDERLITER, DE LLAMAS & ASSOC	Annual Sales Tax Audit Services FY 17/18	2,023.88	10	GENERAL
<b>Total</b> 24341	5/30/2018			2,023.88		
24342	5/30/2018	Joe's Hardware	Supplies, Fire Station	37.19	10	GENERAL
<b>Total</b> 24342	5/30/2018			37.19		
24343	5/30/2018	Rogers, Anderson, Malody & Scott, LLP	Accounting Services April 2018	6,700.00	10	GENERAL
<b>Total</b> 24343	5/30/2018			6,700.00		
24344	5/30/2018	JOHN REGUS	Conference Room Rent June 2018	250.00	10	GENERAL
<b>Total</b> 24344	5/30/2018			250.00		
24345	5/30/2018	JOHN REGUS	Library Rent July 2018	1,043.33	10	GENERAL

**City of Canyon Lake**  
 Check/Voucher Register - Council Report - Expenditures  
 From 5/1/2018 Through 5/30/2018

Check Num...	Matching Docum... Date	Vendor Name	Transaction Description	Check Amount	Fund Code	Fund Short Title
Total 24345	5/30/2018			1,043.33		
24346	5/30/2018	RIVERSIDE COUNTY FIRE DEPT	Fire Protection Services Q3	319,748.79	10	GENERAL
Total 24346	5/30/2018			319,748.79		
24347	5/30/2018	COUNTY OF RIVERSIDE-TLMA	SLF Costs April 2018	425.81	20	GAS TAX
Total 24347	5/30/2018			425.81		
24348	5/30/2018	SOUTHERN CALIFORNIA EDISON	Electricity, City Hall 04/16/18-05/15/18	892.67	10	GENERAL
24348	5/30/2018	SOUTHERN CALIFORNIA EDISON	Electricity, Fire Station 4/16/18-5/15/18	281.93	10	GENERAL
24348	5/30/2018	SOUTHERN CALIFORNIA EDISON	Electricity, Office Lease 4/20/18 - 5/21/18	47.08	10	GENERAL
24348	5/30/2018	SOUTHERN CALIFORNIA EDISON	Electricity, Traffic Control 3/21/18-4/20/18	12.90	20	GAS TAX
24348	5/30/2018	SOUTHERN CALIFORNIA EDISON	Electricity, Traffic Control 4/16/18-5/15/18	177.31	20	GAS TAX
24348	5/30/2018	SOUTHERN CALIFORNIA EDISON	Electricity, Traffic Control 4/23/18-5/22/18	66.09	20	GAS TAX
Total 24348	5/30/2018			1,477.98		
24349	5/30/2018	Special District Risk Management Authority	Dental Insurance June 2018	200.63	10	GENERAL
Total 24349	5/30/2018			200.63		
24350	5/30/2018	Speedy Vehicle Registration	Live Scans, Emergency Preparedness Committee	40.00	10	GENERAL
Total 24350	5/30/2018			40.00		
24351	5/30/2018	STATE COMP. INS. FUND	Workers Comp June 2018	659.17	10	GENERAL

**City of Canyon Lake**  
**Check/Voucher Register - Council Report - Expenditures**  
**From 5/1/2018 Through 5/30/2018**

Check Num...	Matching Docum... Date	Vendor Name	Transaction Description	Check Amount	Fund Code	Fund Short Title
Total 24351	5/30/2018			659.17		
24352	5/30/2018	Straight-Line Glass & Mirror Co.	Library Glass Repair	299.47	10	GENERAL
Total 24352	5/30/2018			299.47		
24353	5/30/2018	TPx Communications	City Hall Phone Systems 5/16/18-6/15/18	569.71	10	GENERAL
Total 24353	5/30/2018			569.71		
24354	5/30/2018	Toshiba Financial Services	Monthly Copier Lease 5/15/18-6/15/18	690.23	10	GENERAL
Total 24354	5/30/2018			690.23		
24355	5/30/2018	Regional Conservation Authority	MSHCP Fees, May 2018	4,062.00	50	AGENCY
Total 24355	5/30/2018			4,062.00		
24356	5/30/2018	WRCOG	TUMF Fees, May 2018	8,873.00	50	AGENCY
Total 24356	5/30/2018			8,873.00		
<b>Report Total</b>				<b>1,224,466.82</b>		



City of Canyon Lake  
Invoices Selected for Payment - COUNCIL CHECK REPORT

Vendor ID	Invoice Description	Cash Required
Aflac	Supplemental Insurance April 2018	325.70
AMERICAN FORENSIC	Sheriff's Dept Blood Draws March 2018	80.00
ANIMAL FRIENDS	Animal Control Services Jan and Feb 2018	7,000.00
CA Consulting	Fire Fighters Grant FEMA 4 of 4 Payments	1,250.00
Charles Abbott	Engineering Services January 2018	6,944.25
CR&R	Refuse 2/9/18	9,776.15
	Refuse 2/8/18	1,861.41
CTAI	Irrigation Repair	626.00
	Landscape Maintenance Medians & Parkways April 2018	5,000.00
	Landscaping Maintenance Fire Station April 2018	250.00
DATA TICKET	Code Enforcement Citation Processing March 2018	100.00
	Parking Citation Processing March 2018	100.00
DFM	2018 Elections Code Handbook	54.38
Frontier	Fire Station Phones, 4/13/18-5/12/18	262.18
	City Hall Phones, 4/13/18-5/12/18	121.11
Haggerty	Internet Reimbursement April 2018	30.00
Jani-King	Janitorial Service May 2018	735.50
Joe's	Road Flares	28.40
Johnny Q Auto Detailing	Boat Detail and Sticker Removal	650.00
LEW Edwards	Professional Services Agreement 4/30/17	5,500.00
Mr. Appliance	Fire Station Ice Machine Repair	160.75
MR. WINDOW	Window Cleaning 4/16/18	60.00
Natl Auto	2018 Toyota Highlander Vin#44806	45,646.22
Pitney Bowes, Inc.	Postage Meter Ink	91.58
RAMS	Accounting Services February 2018	6,700.00
Riv Co Sheriff Acctg	Sheriff's Contract Law Enforcement 3/1/18-3/28/18	119,391.28
Riv Co TLMA	SLF Costs March 2018	280.44
SCE	Electricity, Traffic Control 3/22/18-4/23/18	73.70
	Electricity, Office Lease 3/21/18-4/20/18	39.35
	Electricity, City Hall 3/15/18-4/16/18	791.92
	Electricity, Traffic Signals 03/15/18-4/16/18	185.91
	Electricity, Traffic Control 2/20/18-3/21/18	12.80
	Electricity, Fire Station 3/15/18-4/16/18	327.15
STAPLES	Office Supplies, EOC Equipment	1,090.93
Synoptek	IT Maintenance May 2018	2,330.50
TelePacific	City Hall Phone System 4/16/18-5/15/18	560.71
Toshiba	Monthly Copier Lease 4/15/18-5/15/18	626.17
West Coast	GMC Sierra Repair	80.44
Report Total		219,144.93

City of Canyon Lake  
Invoices Selected for Payment - COUNCIL CHECK REPORT

Vendor ID	Invoice Description	Cash Required
AMERICAN FORENSIC	Sheriff's Blood Draw April 2018	140.00
Barbara Vuoso	Citation Refund	125.00
Bonner	Internet, Phone and Mileage Reimbursement April 2018	73.57
	Internet and Phone Reimbursement March 2018	73.67
CA Consulting	Grant Writing Services - SAFER Grant	9,500.00
Charles Abbott	Engineering Services January 2018	14,321.50
	Planning Services April 2018	3,424.00
	Engineering Services April 2018	1,029.31
	Environmental Services April 2018	870.00
Circle	Standard Reporting SART Exam	1,100.00
Corelogic	Database for Code Enforcement March 2018	140.00
	Code Enforcement Database April 2018	10.00
	Code Enforcement Database April 2018	125.00
Cota	Attorney Services April 2018	6,677.58
	Attorney Services Athey Case	6,457.76
DOJ	Fingerprints Apps, April 2018	64.00
Ehrenkranz	Internet Reimbursement March 2018	40.00
	Internet Reimbursement April 2018	40.00
EVMWD	Water Service, City Hall 3/25/18-4/25/18	102.47
	Water Service, Fire Station 03/28/18-04/28/18	262.45
	Water Service, Irrigation 3/28/18-4/28/18	1,051.71
Frontier	City Hall Internet 5/10/18-6/9/18	146.98
Haggerty	Internet Reimbursement March 2018	30.00
Kevin Siepker	Planning Deposit Refund 30124 Spray Dr	732.50
Lake Chevrolet	Repairs to 08 GMC Yukon	1,532.54
Nate Volk	Broadcasting Services 5/9 Meeting	350.00
Pitney Bowes	Postage Machine Lease 3/13/18-6/12/18	175.14
RAMS	Accounting Services March 2018	6,700.00
riv Co Exec	Animal Shelter Services April - June 2018	18,086.13
SCAG	Dues Assessment FY 18/19	1,252.00
SCE	Electricity, Pump Station 04/10/18-5/9/18	211.79
	Electricity, Traffic Control 3/29/18-4/30/18	370.37
Sparkletts	Drinking Water 4/11/18-4/25/18	42.98
Structural	Pest Control Fire Station	36.75
Synoptek	Dell Server Warranty Renewal 5/30/18-5/30/19	249.00
The Gas Co	Gas, 3/29/18-4/27/18	7.44
Time Warner	Internet, Fire Station 5/10/18-6/9/18	74.98
TVC, Inc.	Phone System repairs	290.00
US Bank	Code enforcement classes, Wrangler parts, office supplies	3,411.22
VerizonW	iPads, 05/4/18-06/03/18	199.08
	Cell Phones 05/04/18-06/03/18	444.72

City of Canyon Lake  
Invoices Selected for Payment - COUNCIL CHECK REPORT

<u>Vendor ID</u>	<u>Invoice Description</u>	<u>Cash Required</u>
Report Total		79,971.64

City of Canyon Lake  
Invoices Selected for Payment - COUNCIL CHECK REPORT

Vendor ID	Invoice Description	Cash Required
Aflac	Supplemental Insurance May 2018	325.70
ANIMAL FRIENDS	Animal Control Services March 2018	3,500.00
BIO-TOX	Sheriff's Dept Blood Testing March 2018	78.00
	Sheriff's Dept Blood Testing April 2018	189.00
	Sheriff's Blood Testing April 2018	104.00
Charles Abbott	Code Enforcement Software April 2018	200.00
	Permit and Plan Review April 2018	13,234.43
	Engineering Services April 2018	9,744.50
	Engineering Services February 2018	2,509.75
	Engineering Services April 2018	3,480.50
CL PEST	Pest Control, Storage Unit	90.00
CR&R	Refuse FY 17/18	538,478.19
CTAI	Landscape Maintenance Service Fire Station May 2018	250.00
	Landscape Maintenance Service Median & Pkwys May 2018	5,000.00
DIRECTV	Satellite Service, Fire Station 5/12/18-6/11/18	283.29
DOJ	Blood Alcohol Analysis April 2018	35.00
Enviro	Storm Drain Testing	142.40
FRIDAY FLYER	Notice of Budget Adoption 5/25/18	19.50
Frontier	City Hall Phones 5/13/18-6/12/18	120.33
	Fire Station Phone and Internet 5/31/18-6/12/18	266.71
GREENHALGH	Retiree Health Insurance	197.76
HINDERLITER	Annual Sales Tax Audit Services FY 17/18	2,023.88
Joe's	Supplies, Fire Station	10.75
	Supplies, Fire Station	26.44
RAMS	Accounting Services April 2018	6,700.00
REGUS	Conference Room Rent June 2018	250.00
	Library Rent July 2018	1,043.33
Riv Co Fire	Fire Protection Services Q3	319,748.79
Riv Co TLMA	SLF Costs April 2018	425.81
SCE	Electricity, Traffic Control 4/23/18-5/22/18	66.09
	Electricity, Office Lease 4/20/18 - 5/21/18	47.08
	Electricity, Fire Station 4/16/18-5/15/18	281.93
	Electricity, Traffic Control 3/21/18-4/20/18	12.90
	Electricity, Traffic Control 4/16/18-5/15/18	177.31
	Electricity, City Hall 04/16/18-05/15/18	892.67
SDRMA	Dental Insurance June 2018	200.63
Speedy Vehicle	Live Scans, Emergency Preparedness Committee	40.00
STATE FUND	Workers Comp June 2018	659.17
Straight-Line	Library Glass Repair	299.47
TelePacific	City Hall Phone Systems 5/16/18-6/15/18	569.71
Toshiba	Monthly Copier Lease 5/15/18-6/15/18	690.23

City of Canyon Lake  
Invoices Selected for Payment - COUNCIL CHECK REPORT

<u>Vendor ID</u>	<u>Invoice Description</u>	<u>Cash Required</u>
Report Total		912,415.25



City of Canyon Lake  
Invoices Selected for Payment - COUNCIL CHECK REPORT

<u>Vendor ID</u>	<u>Invoice Description</u>	<u>Cash Required</u>
RCA	MSHCP Fees, May 2018	4,062.00
WRCOG	TUMF Fees, May 2018	8,873.00
Report Total		<u>12,935.00</u>



**Labor Distribution**

**City of Canyon Lake**  
Company (10756)

Check Date: 04/30/2018  
Process: 2018043001  
Period: 04/16/2018 to 04/30/2018

**Department: (1)Staff**

Code	Earning	Hours	Amount	Deduction	Code	Tax	Amount	Code	Tax	Amount	Code	Taxable	Amount		
Reg	Regular	11.75	705.00												
Emp Id	107												Gross 705.00		
Rate	60.0000												Tot Liab 705.00		
													Net Amt 705.00		
<b>Total Earnings</b>											<b>11.75</b>	<b>705.00</b>	<b>0.00</b>	<b>Total Employer Taxes</b>	<b>0.00</b>

**Department: (1)Staff Total**

Code	Earning	Hours	Amount	Deduction	Code	Tax	Amount	Code	Tax	Amount	Code	Taxable	Amount		
1	Reg	Regular	11.75	705.00											
Female															
Male															
<b>Total Earnings</b>											<b>11.75</b>	<b>705.00</b>	<b>0.00</b>	<b>Total Employer Taxes</b>	<b>0.00</b>

**Department: (20)City Employees**

Code	Earning	Hours	Amount	Deduction	Code	Tax	Amount	Code	Tax	Amount	Code	Taxable	Amount		
125CO	125 Cash		492.43	PTAXI Pre-Tax P.	CA	California SI	245.00	CA	California SI	3747.43	CAETT CA Edu & T	0.00	0.00		
Emp Id	102	ADM L Admin Le	9.50		CASD J	CA SDI - Err	0.00	CASU	California SI	3992.43	California SI	0.00	0.00		
Salary	3500.00	Reg	Regular		FITW	Federal Incoi	3500.00	MED-R	Medicare - E	3747.43	Medicare - E	3992.43	57.89		
					MED	Medicare				3992.43			57.89		
<b>Total Earnings</b>											<b>9.50</b>	<b>3992.43</b>	<b>245.00</b>	<b>Total Deductions</b>	<b>0.00</b>
<b>Total Employer Taxes</b>											<b>468.43</b>	<b>57.89</b>	<b>Total Employer Taxes</b>	<b>0.00</b>	

Code	Earning	Hours	Amount	Deduction	Code	Tax	Amount	Code	Tax	Amount	Code	Taxable	Amount		
Reg	Regular	32.00	636.80	457B EE	CA	California SI	47.76	CA	California SI	589.04	CAETT CA Edu & T	636.80	0.64		
Emp Id	106				CASD J	CA SDI - Err	0.00	CASU	California SI	636.80	California SI	636.80	28.66		
Rate	19.9000				FITW	Federal Incoi	636.80	MED-R	Medicare - E	589.04	Medicare - E	636.80	9.23		
					MED	Medicare				636.80			9.23		
<b>Total Earnings</b>											<b>32.00</b>	<b>636.80</b>	<b>47.76</b>	<b>Total Deductions</b>	<b>0.00</b>
<b>Total Employer Taxes</b>											<b>31.69</b>	<b>38.53</b>	<b>Total Employer Taxes</b>	<b>0.00</b>	

Code	Earning	Hours	Amount	Deduction	Code	Tax	Amount	Code	Tax	Amount	Code	Taxable	Amount		
125CO	125 Cash		499.58	PTXPE Pre-Tax P.	CA	California SI	116.94	CA	California SI	2357.69	CAETT CA Edu & T	0.00	0.00		
Emp Id	98	Comp Comp Tin	103.95		CASD J	CA SDI - Err	0.00	CASU	California SI	2474.63	California SI	0.00	0.00		
Rate	23.1000	Reg	Regular		FITW	Federal Incoi	1871.10	MED-R	Medicare - E	2357.69	Medicare - E	2474.63	35.88		
					MED	Medicare				2474.63			35.88		
<b>Total Earnings</b>											<b>85.50</b>	<b>2474.63</b>	<b>116.94</b>	<b>Total Deductions</b>	<b>0.00</b>
<b>Total Employer Taxes</b>											<b>320.96</b>	<b>35.88</b>	<b>Total Employer Taxes</b>	<b>0.00</b>	

Code	Earning	Hours	Amount	Deduction	Code	Tax	Amount	Code	Tax	Amount	Code	Taxable	Amount		
125CO	125 Cash		452.83	PTXPE Pre-Tax P.	CA	California SI	338.54	CA	California SI	5530.96	CAETT CA Edu & T	0.00	0.00		
Emp Id	99	Reg	Regular		CASD J	CA SDI - Err	0.00	CASU	California SI	5869.50	California SI	0.00	0.00		
Salary	5416.67	Sick	Sick		FITW	Federal Incoi	5416.67	MED-R	Medicare - E	5869.50	Medicare - E	5869.50	85.11		
					MED	Medicare				5869.50			85.11		
<b>Total Earnings</b>											<b>9.50</b>	<b>5869.50</b>	<b>338.54</b>	<b>Total Deductions</b>	<b>0.00</b>
<b>Total Employer Taxes</b>											<b>987.51</b>	<b>85.11</b>	<b>Total Employer Taxes</b>	<b>0.00</b>	

Code	Earning	Hours	Amount	Deduction	Code	Tax	Amount	Code	Tax	Amount	Code	Taxable	Amount		
125CO	125 Cash		452.83	PTXPE Pre-Tax P.	CA	California SI	338.54	CA	California SI	5530.96	CAETT CA Edu & T	0.00	0.00		
Emp Id	99	Reg	Regular		CASD J	CA SDI - Err	0.00	CASU	California SI	5869.50	California SI	0.00	0.00		
Salary	5416.67	Sick	Sick		FITW	Federal Incoi	5416.67	MED-R	Medicare - E	5869.50	Medicare - E	5869.50	85.11		
					MED	Medicare				5869.50			85.11		
<b>Total Earnings</b>											<b>9.50</b>	<b>5869.50</b>	<b>338.54</b>	<b>Total Deductions</b>	<b>0.00</b>
<b>Total Employer Taxes</b>											<b>987.51</b>	<b>85.11</b>	<b>Total Employer Taxes</b>	<b>0.00</b>	

**35**

**Labor Distribution**

**City of Canyon Lake**  
Company (10756)

Check Date: 04/30/2018  
Process: 2018043001  
Period: 04/16/2018 to 04/30/2018

Code	Earning	Hours	Amount	Deduction	Code	Amount	Taxable	Tax	Code	Amount	Taxable	Amount		
125CO	125 Cash		53.15	PTXPE Pre-Tax P.	CA	20.34	858.31	CA ETT CA Edu & T	2.29	878.65	878.65	0.88		
100	Reg Regular	9.50	199.50		CASDJ CA SDI - Eir		878.65	CASUI California SI	8.79	878.65	878.65	39.54		
21.0000	Sick	6.00	126.00		FITW Federal Incon		858.31	MED-R Medicare - E	20.41	878.65	878.65	12.74		
					MED Medicare		878.65		12.74					
<b>Total Earnings</b>											<b>15.50</b>	<b>878.65</b>	<b>878.65</b>	<b>53.16</b>
<b>Total Deductions</b>											<b>20.34</b>	<b>878.65</b>	<b>878.65</b>	<b>53.16</b>

**Department: (20)City Employees Total**

Code	Earning	Hours	Amount	Deduction	Code	Amount	Taxable	Tax	Code	Amount	Taxable	Amount		
5	125CO 125 Cash		1997.99	457B EE	CA	47.76	13083.43	CA ETT CA Edu & T	459.78	1515.45	1515.45	1.52		
3	ADML Admin Le	9.50	0.00	PTAXF Pre-Tax P.	CASDJ CA SDI - Eir	245.00	13852.01	CASUI California SI	138.53	1515.45	1515.45	68.20		
2	Comp Comp Tin	4.50	103.95	PTXPE Pre-Tax P.	FITW Federal Incon	475.82	13083.43	MED-R Medicare - E	1053.66	200.85	200.85	200.85		
	Reg Regular	122.50	11624.07		MED Medicare		13852.01		200.85					
	Sick	15.50	126.00											
<b>Total Earnings</b>											<b>152.00</b>	<b>13852.01</b>	<b>13852.01</b>	<b>270.57</b>
<b>Total Deductions</b>											<b>768.58</b>	<b>13852.01</b>	<b>13852.01</b>	<b>270.57</b>

**Department: (30)Special Enforcement Team**

Code	Earning	Hours	Amount	Deduction	Code	Amount	Taxable	Tax	Code	Amount	Taxable	Amount		
Reg	Regular	12.00	298.56	457B EE	CA	22.39	276.17	CA ETT CA Edu & T	0.00	298.56	298.56	0.30		
105					CASDJ CA SDI - Eir		298.56	CASUI California SI	2.98	298.56	298.56	13.44		
24.8800					FITW Federal Incon		276.17	MED-R Medicare - E	0.00	298.56	298.56	4.33		
					MED Medicare		298.56		4.33					
<b>Total Earnings</b>											<b>12.00</b>	<b>298.56</b>	<b>298.56</b>	<b>18.07</b>
<b>Total Deductions</b>											<b>22.39</b>	<b>298.56</b>	<b>298.56</b>	<b>18.07</b>

Code	Earning	Hours	Amount	Deduction	Code	Amount	Taxable	Tax	Code	Amount	Taxable	Amount		
Reg	Regular	43.50	1000.50	457B EE	CA	75.04	925.46	CA ETT CA Edu & T	3.73	1000.50	1000.50	1.00		
104					CASDJ CA SDI - Eir		1000.50	CASUI California SI	10.01	1000.50	1000.50	45.02		
23.0000					FITW Federal Incon		925.46	MED-R Medicare - E	27.13	1000.50	1000.50	14.51		
					MED Medicare		1000.50		14.50					
<b>Total Earnings</b>											<b>43.50</b>	<b>1000.50</b>	<b>1000.50</b>	<b>60.53</b>
<b>Total Deductions</b>											<b>75.04</b>	<b>1000.50</b>	<b>1000.50</b>	<b>60.53</b>

Code	Earning	Hours	Amount	Deduction	Code	Amount	Taxable	Tax	Code	Amount	Taxable	Amount		
Reg	Regular	20.00	538.40		CA		538.40	CA ETT CA Edu & T	0.00	538.40	538.40	0.54		
83					CASDJ CA SDI - Eir		538.40	CASUI California SI	5.38	538.40	538.40	24.23		
26.9200					FITW Federal Incon		538.40	MED-R Medicare - E	38.42	538.40	538.40	7.81		
					MED Medicare		538.40		7.81					
<b>Total Earnings</b>											<b>20.00</b>	<b>538.40</b>	<b>538.40</b>	<b>32.58</b>
<b>Total Deductions</b>											<b>0.00</b>	<b>538.40</b>	<b>538.40</b>	<b>32.58</b>

Code	Earning	Hours	Amount	Deduction	Code	Amount	Taxable	Tax	Code	Amount	Taxable	Amount		
125CO	125 Cash		228.02	PTAXF Pre-Tax P.	CA	141.12	2102.90	CA ETT CA Edu & T	80.53	0.00	0.00	0.00		
101	Reg Regular	72.00	2016.00		CASDJ CA SDI - Eir		2244.02	CASUI California SI	22.44	0.00	0.00	0.00		
28.0000					FITW Federal Incon		2102.90	MED-R Medicare - E	178.72	2244.02	2244.02	32.54		
					MED Medicare		2244.02		32.54					
<b>Total Earnings</b>											<b>72.00</b>	<b>2244.02</b>	<b>2244.02</b>	<b>32.54</b>
<b>Total Deductions</b>											<b>141.12</b>	<b>2244.02</b>	<b>2244.02</b>	<b>32.54</b>

**36**





**Labor Distribution**

**City of Canyon Lake**  
Company (10756)

Check Date: 05/15/2018  
Process: 2018051501  
Period: 05/01/2018 to 05/15/2018

**Department: (1)Staff**

Hall,	Code	Earning	Hours	Amount	Deduction	Code	Amount	Taxable	Code	Tax	Amount	Taxable	Code	Amount	Gross
Artel	Reg	Regular	7.25	435.00											435.00
Rate															435.00
															435.00

**Total Earnings** 7.25 435.00 **Total Deductions** 0.00 **Total Employer Taxes** 0.00 **Total Employee Taxes** 0.00

**Department: (1)Staff Total**

Employees	Code	Earning	Hours	Amount	Deduction	Code	Amount	Taxable	Code	Tax	Amount	Taxable	Code	Amount	Gross
Female	1	Reg	Regular	435.00											435.00
Male	0														435.00

**Total Earnings** 7.25 435.00 **Total Deductions** 0.00 **Total Employer Taxes** 0.00 **Total Employee Taxes** 0.00

**Department: (20)City Employees**

Borja,	Code	Earning	Hours	Amount	Deduction	Code	Amount	Taxable	Code	Tax	Amount	Taxable	Code	Amount	Gross
Miguel A	125CO	125	Cash	492.43	PTAXE Pre-Tax P	CA	245.00	3747.43	CAETT	CA Edu & T	0.00	0.00		0.00	3992.43
Emp Id	102	Reg	Regular	3500.00		CASDJ	CA SDI - Eir	3992.43	CASUI	California SI	0.00	0.00		0.00	4050.32
Salary	3500.00					FITW	Federal Inco	3747.43	MED-R	Medicare - E	3992.43	57.89		57.89	3278.99

**Total Earnings** 0.00 3992.43 **Total Deductions** 245.00 **Total Employer Taxes** 468.44 **Total Employee Taxes** 57.89

Day,	Code	Earning	Hours	Amount	Deduction	Code	Amount	Taxable	Code	Tax	Amount	Taxable	Code	Amount	Gross
Victoria L	Reg	Regular	47.75	950.22	457B EE	CA	71.27	878.95	CAETT	CA Edu & T	0.95	0.95		0.95	950.22
Emp Id	106					CASDJ	CA SDI - Eir	950.22	CASUI	California SI	42.76	42.76		42.76	950.22
Rate	19.9000					FITW	Federal Inco	878.95	MED-R	Medicare - E	950.22	13.78		13.78	1007.71

**Total Earnings** 47.75 950.22 **Total Deductions** 71.27 **Total Employer Taxes** 74.73 **Total Employee Taxes** 57.49

Manzano,	Code	Earning	Hours	Amount	Deduction	Code	Amount	Taxable	Code	Tax	Amount	Taxable	Code	Amount	Gross
Rubi E	125CO	125	Cash	499.58	PTXPE Pre-Tax P	CA	119.11	2355.52	CAETT	CA Edu & T	0.00	0.00		0.00	2474.63
Emp Id	98	Comp	Comp Tin	69.30		CASDJ	CA SDI - Eir	2474.63	CASUI	California SI	0.00	0.00		0.00	2510.51
Rate	23.1000	Reg	Regular	1790.25		FITW	Federal Inco	2355.52	MED-R	Medicare - E	2474.63	35.88		35.88	2035.02
		Sick	Sick	115.50		MED	Medicare	2474.63							

**Total Earnings** 85.50 2474.63 **Total Deductions** 119.11 **Total Employer Taxes** 320.50 **Total Employee Taxes** 35.88

Palmer,	Code	Earning	Hours	Amount	Deduction	Code	Amount	Taxable	Code	Tax	Amount	Taxable	Code	Amount	Gross
Aaron D	125CO	125	Cash	452.83	PTXPE Pre-Tax P	CA	338.54	5530.96	CAETT	CA Edu & T	0.00	0.00		0.00	5869.50
Emp Id	99	Reg	Regular	5416.67		CASDJ	CA SDI - Eir	5869.50	CASUI	California SI	0.00	0.00		0.00	5954.61
Salary	5416.67					FITW	Federal Inco	5530.96	MED-R	Medicare - E	5869.50	85.11		85.11	4543.46

**Total Earnings** 0.00 5869.50 **Total Deductions** 338.54 **Total Employer Taxes** 987.50 **Total Employee Taxes** 85.11

**39**

**Labor Distribution**

**City of Canyon Lake**  
Company (10756)

Check Date: 05/15/2018  
Process: 2018051501  
Period: 05/01/2018 to 05/15/2018

Code	Earning	Hours	Amount	Deduction	Code	Amount	Taxable	Code	Tax	Amount	Taxable	Amount
125CO	125 Cash		553.15	PTXPE Pre-Tax P.	CA	112.22	2236.43	CAETT	CA Edu & T	42.15	611.30	0.61
100	Regular	85.50	1795.50	CASDI CA SDI - Err			2348.65	CASUI	California SI	23.48	611.30	27.51
21.0000				FITW Federal Inco			2236.43	MED-R	Medicare - E	174.00	2348.65	34.06
				MED Medicare			2348.65			34.05		
<b>Total Earnings</b>		<b>85.50</b>	<b>2348.65</b>	<b>Total Deductions</b>		<b>112.22</b>		<b>Total Employer Taxes</b>		<b>273.68</b>		<b>62.18</b>

**Department: (20)City Employees Total**

Code	Earning	Hours	Amount	Deduction	Code	Amount	Taxable	Code	Tax	Amount	Taxable	Amount
5	125CO 125 Cash		1997.99	457B EE	CA	71.27	14749.29	CAETT	CA Edu & T	505.82	1561.52	1.56
3	Comp Tin	3.00	69.30	PTAXI Pre-Tax P.			15635.43	CASUI	California SI	156.34	1561.52	70.27
2	Regular	210.75	13452.64	PTXPE Pre-Tax P.			14749.29	MED-R	Medicare - E	1235.98	15635.43	226.72
	Sick	5.00	115.50	MED Medicare			15635.43			226.71		
<b>Total Earnings</b>		<b>218.75</b>	<b>15635.43</b>	<b>Total Deductions</b>		<b>886.14</b>		<b>Total Employer Taxes</b>		<b>2124.85</b>		<b>298.55</b>

**Department: (30)Special Enforcement Team**

Code	Earning	Hours	Amount	Deduction	Code	Amount	Taxable	Code	Tax	Amount	Taxable	Amount
Reg	Regular	17.00	422.96	457B EE	CA	31.72	391.24	CAETT	CA Edu & T	0.00	422.96	0.42
105				CASDI CA SDI - Err			422.96	CASUI	California SI	4.23	422.96	19.03
24.8800				FITW Federal Inco			391.24	MED-R	Medicare - E	0.00	422.96	6.13
				MED Medicare			422.96			6.13		
<b>Total Earnings</b>		<b>17.00</b>	<b>422.96</b>	<b>Total Deductions</b>		<b>31.72</b>		<b>Total Employer Taxes</b>		<b>10.36</b>		<b>25.58</b>

Code	Earning	Hours	Amount	Deduction	Code	Amount	Taxable	Code	Tax	Amount	Taxable	Amount
Reg	Regular	55.00	1265.00	457B EE	CA	94.88	1170.12	CAETT	CA Edu & T	9.11	170.15	0.17
104				CASDI CA SDI - Err			1265.00	CASUI	California SI	12.65	170.15	7.66
23.0000				FITW Federal Inco			1170.12	MED-R	Medicare - E	51.60	1265.00	18.34
				MED Medicare			1265.00			18.35		
<b>Total Earnings</b>		<b>55.00</b>	<b>1265.00</b>	<b>Total Deductions</b>		<b>94.88</b>		<b>Total Employer Taxes</b>		<b>91.71</b>		<b>26.17</b>

Code	Earning	Hours	Amount	Deduction	Code	Amount	Taxable	Code	Tax	Amount	Taxable	Amount
Reg	Regular	29.00	780.68		CA		780.68	CAETT	CA Edu & T	9.52	148.86	0.15
83				CASDI CA SDI - Err			780.68	CASUI	California SI	7.81	148.86	6.70
26.9200				FITW Federal Inco			780.68	MED-R	Medicare - E	67.24	780.68	11.32
				MED Medicare			780.68			11.32		
<b>Total Earnings</b>		<b>29.00</b>	<b>780.68</b>	<b>Total Deductions</b>		<b>0.00</b>		<b>Total Employer Taxes</b>		<b>95.89</b>		<b>18.17</b>

Code	Earning	Hours	Amount	Deduction	Code	Amount	Taxable	Code	Tax	Amount	Taxable	Amount
125CO	125 Cash		228.02	PTAXI Pre-Tax P.	CA	147.98	2194.04	CAETT	CA Edu & T	88.55	0.00	0.00
101	Regular	75.50	2114.00	CASDI CA SDI - Err			2342.02	CASUI	California SI	23.42	0.00	0.00
28.0000				FITW Federal Inco			2194.04	MED-R	Medicare - E	189.66	2342.02	33.96
				MED Medicare			2342.02			33.96		
<b>Total Earnings</b>		<b>75.50</b>	<b>2342.02</b>	<b>Total Deductions</b>		<b>147.98</b>		<b>Total Employer Taxes</b>		<b>335.59</b>		<b>33.96</b>

**Labor Distribution**

**City of Canyon Lake**  
Company (10756)

Check Date: 05/15/2018  
Process: 2018051501  
Period: 05/01/2018 to 05/15/2018

**Department: (30)Special Enforcement Team Total**

Employees	4	Code	Earning	Hours	Amount	Deduction	Amount	Code	Tax	Amount	Code	Tax	Amount	Taxable	Amount	Taxable	Amount
Female	2	125CO	125 Cash		228.02	457B EE:	126.60	CA	California SI	107.18	CAETT	CA Edu & T	0.74	4536.08	741.97	741.97	0.74
Male	2	Reg	Regular	176.50	4582.64	PTAXI Pre-Tax P.	147.98	CASDI	CA SDI - Eir	4810.66	CASUI	California SI	33.39	4810.66	4810.66	4810.66	33.39
						FITW Federal Inco		FITW	Federal Inco	308.50	MED-R	Medicare - E	69.75	4536.08	4810.66	4810.66	69.75
						MED Medicare		MED	Medicare	69.76				4810.66	4810.66	4810.66	4002.53
<b>Total Earnings</b>				<b>176.50</b>	<b>4810.66</b>	<b>Total Deductions</b>	<b>274.58</b>			<b>533.55</b>	<b>Total Employer Taxes</b>		<b>103.88</b>				

**Report Total**

Employees	10	Code	Earning	Hours	Amount	Deduction	Amount	Code	Tax	Amount	Code	Tax	Amount	Taxable	Amount	Taxable	Amount
Female	6	125CO	125 Cash		2226.01	457B EE:	197.87	CA	California SI	613.00	CAETT	CA Edu & T	2.30	19285.37	2303.49	2303.49	2.30
Male	4	Comp	Comp Tin	3.00	69.30	PTAXI Pre-Tax P.	392.98	CASDI	CA SDI - Eir	20446.09	CASUI	California SI	103.66	20446.09	20446.09	20446.09	103.66
		Reg	Regular	394.50	18470.28	PTXPE Pre-Tax P.	569.87	FITW	Federal Inco	1544.48	MED-R	Medicare - E	296.47	19285.37	20446.09	20446.09	296.47
		Sick	Sick	5.00	115.50			MED	Medicare	296.47				20446.09	20446.09	20446.09	296.47
<b>Total Earnings</b>				<b>402.50</b>	<b>20881.09</b>	<b>Total Deductions</b>	<b>1160.72</b>			<b>2658.40</b>	<b>Total Employer Taxes</b>		<b>402.43</b>				

*Aaron Palmer*  
 \_\_\_\_\_  
 Aaron Palmer, City Manager  
 \_\_\_\_\_  
 5/16/18  
 \_\_\_\_\_  
 Date









Home Profile Reporting Person Information Education Other Organizations

Manage Reports Billing and Payments Payroll Schedule Member Requests Health Reconciliation Retirement Appointment Reconciliation

Common Tasks  Name: City of Canyon Lake **CalPERS ID: 3813045770**

Menu   Payment Request Acceptance

**Your request for payment has been accepted.**

**Please print this page for your records.**

- If you need to contact us with questions regarding this payment, please have your Payment Confirmation Number for faster access.
- Your payment will be reflected in your CalPERS account once the payment has been received by CalPERS.
- Your payment account may take longer to post, depending upon your Financial Institution. Once your payment is processed, CalPERS will send a confirmation email to the email address in your profile.

Payment Setup Total **Total Payment Amount: \$134.09**

Payment Summary

Payment Confirmation Number	Payment Authorization Date	Receivable ID	Receivable Description	Payment Method	Payment Account Nickname	Selected Payment Amount
1001068556	05/03/2018	100000015268551	Health PA Billing - PERS	EFT - Debit	Citizens Business Bank -5402	\$134.09

*OK to pay 5/7/18 AJ*

© Copyright 2018 CalPERS | Conditions of Use | Accessibility  
Build: v7.3 Baseline: 180411\_083605\_v7.3\_Inc.8894 UID: 318



Home Profile Reporting Person Information Education Other Organizations

Manage Reports Billing and Payments Payroll Schedule Member Requests Health Reconciliation Retirement Appointment Reconciliation

**Common Tasks** **Name:** City of Canyon Lake **CalPERS ID:** 3813045770

**Menu** **Payment Request Acceptance**

Billing and Payments

Super Funded Accounts

Rate Plan Details

Payment Accounts

Make Payment

**Your request for payment has been accepted.**

- **Please print this page for your records.**
- If you need to contact us with questions regarding this payment, please have your Payment Confirmation Number for faster access.
- Your payment will be reflected in your CalPERS account once the payment has been received by CalPERS.
- Your payment account may take longer to post, depending upon your Financial Institution. Once your payment is processed, CalPERS will send a confirmation email to the email address in your profile.

**Payment Setup Total**  
**Total Payment Amount: \$1,823.65**

**Payment Summary**

Payment Confirmation Number	Payment Authorization Date	Receivable ID	Receivable Description	Payment Method	Payment Account Nickname	Selected Payment Amount
1001068589	05/03/2018	100000015230074	Employer Contribution, PEPPRA, 26189, CalPERS, 04/16/2018 - 04/30/2018	EFT - Debit	Citizens Business Bank -5402	\$973.19
1001068590	05/03/2018	100000015230033	Employer Contribution, Classic, 1684, CalPERS, 04/16/2018 - 04/30/2018	EFT - Debit	Citizens Business Bank -5402	\$850.46

*Handwritten signature and date: 5/7/18*

© Copyright 2018 CalPERS | Conditions of Use | Accessibility  
Build: v7.3 Baseline: 180411\_083605\_v7.3\_int.8894 UID: 318



Home Profile Reporting Person Information Education Other Organizations

Manage Reports Billing and Payments Payroll Schedule Member Requests Health Reconciliation Retirement Appointment Reconciliation

Common Tasks **Name:** City of Canyon Lake **CalPERS ID:** 3813045770

Menu **Payment Request Acceptance**

- Billing and Payments**
- Super Funded Accounts
- Rate Plan Details
- Payment Accounts
- Make Payment

**Your request for payment has been accepted.**

- **Please print this page for your records.**
- If you need to contact us with questions regarding this payment, please have your Payment Confirmation Number for faster access.
- Your payment will be reflected in your CalPERS account once the payment has been received by CalPERS.
- Your payment account may take longer to post, depending upon your Financial Institution. Once your payment is processed, CalPERS confirmation email to the email address in your profile.

**Payment Setup Total**

**Total Payment Amount:** \$2,031.11

**Payment Summary**

Payment Confirmation Number	Payment Authorization Date	Receivable ID	Receivable Description	Payment Method	Payment Account Nickname
1001076576	05/16/2018	100000015264249	Employer Contribution, PEPR, 26189, CalPERS, 05/01/2018 - 05/15/2018	EFT - Debit	Citizens Busine -5402
1001076577	05/16/2018	100000015264209	Employer Contribution, Classic, 1684, CalPERS, 05/01/2018 - 05/15/2018	EFT - Debit	Citizens Busine -5402

© Copyright 2018 CalPERS | [Conditions of Use](#) | [Accessibility](#)

Build: v7.3 Baseline: 180411\_083605\_v7.3\_Int.8894 UID: 318

*OK to pay  
5/16/18 dj*





CITY OF CANYON LAKE  
PLAN SPONSOR: 0035273

## Acknowledgment

Your payment was successfully submitted. Provided it is in good order, it will process within contractual timeframes.

You can print this acknowledgment for your records.

Plan Name: **CITY OF CANYON LAKE 457 OBRA-PST**

Plan Number: **0035273002**

Payroll Center: **CITY OF CANYON LAKE OBRA**

Payroll Center Number: **001**

## Payroll Received for Salary Reduction

Submission date: **05/09/2018**

Submission time: **04:06 PM**

Pay period end date: **04/30/2018**

Payment method: **Debit ACH**

Bank routing number: **122234149**

Bank account number: **245125402**

Contributions payment amount: **\$282.66**

Contributions count: **3**

Draft date: **05/11/2018**

Nationwide Retirement Solutions and Nationwide Life Insurance Company (collectively "Nationwide") have endorsement relationships with the [National Association of Counties](#), the [International Association of Fire Fighters-Financial Corporation](#), and the [National Association of Police Organizations](#).

Nationwide may receive payments from mutual funds or their affiliates in connection with certain investment options. [Learn more about these payments.](#)

Retirement Specialists provide information for educational purposes only. This information is not meant to be used as investment advice. Retirement Specialists are Registered Representatives of Nationwide Investment Services Corporation, member [FINRA](#).

Your plan may offer a Nationwide Bank product. [Learn more about Bank products.](#)



# CITIZENSTrust™

PO Box 2549

Rancho Cucamonga, CA 91729-2549

Return Service Requested

000000070 MCB1000050818681136 01 000000 51 004

CITY OF CANYON LAKE  
31516 RAILROAD CANYON RD  
CANYON LAKE CA 92587

RECEIVED  
MAY 17 2018

BY: \_\_\_\_\_

STATEMENT FOR THE PERIOD FROM 04/01/2018 TO 04/30/2018  
ACCOUNT 1035003119

THIS IS YOUR REPORT OF INVESTMENTS AND TRANSACTIONS FOR THE PERIOD. INCLUDED  
IN THE REPORT ARE

- \* PORTFOLIO: SUMMARY GRAPHICAL DISPLAY WITH MARKET VALUE & PERCENT
- \* ACTIVITY SUMMARY: MARKET VALUE WITH TRANSACTION SUMMARY
- \* PORTFOLIO STATEMENT: A LISTING OF COST AND MARKET VALUE OF ASSETS  
HELD IN THE PORTFOLIO

COST BASIS APPLICABLE FOR CALCULATING CAPITAL GAINS AND LOSSES.  
MARKET VALUE IS THE CURRENT VALUE OF EACH ASSET FOR MOST STOCKS AND BONDS.  
MARKETS ARE THE CLOSING PRICES ON THE LAST TRADING DAY OF THE PERIOD.

- \* TRANSACTION STATEMENT: A COMPLETE LISTING FOR THE PERIOD GROUPED BY  
TRANSACTION TYPE.
- \* DISCLOSURES: CITIZENS BUSINESS BANK MAY RECEIVE RESEARCH AND OTHER BENEFITS  
FROM BROKER DEALERS WHICH MAY BE CONSIDERED COMPENSATION TO US. UPON REQUEST  
WE WILL DISCLOSE DETAILS OF ANY COMPENSATION RECEIVED.
- \* TO TRUST BENEFICIARIES: UNDER SECTION 17200 OF CALIFORNIA PROBATE CODE,  
YOU MAY PETITION THE COURT TO OBTAIN A COURT REVIEW OF THE ACCOUNT AND  
THE ACTS OF THE TRUSTEE. CLAIMS AGAINST THE TRUSTEE FOR BREACH OF TRUST  
MUST BE MADE WITHIN THREE YEARS FROM THE DATE OF RECEIPT OF AN ACCOUNTING  
OR OTHER REPORT DISCLOSING FACTS GIVING RISE TO THE CLAIM.

# CITIZENSTRUST™

PO Box 2549  
 Rancho Cucamonga, CA 91729-2549  
 Return Service Requested



## Account Statement


Account Number: **1035003119**  
 April 01, 2018 To April 30, 2018

CITY OF CANYON LAKE  
 31516 RAILROAD CANYON RD  
 CANYON LAKE, CA 92587

Account Name:	CITY OF CANYON LAKE CITIZENS BUSINESS BANK
Account Number:	1035003119
Your Relationship Manager Is:	MIKE GARDNER
Phone:	909-483-4390

### Investment Portfolio Summary

Market Value As Of	04/01/2018	04/30/2018	% Of Account
 CASH & CASH EQUIVALENTS	253,703.39	113,274.08	4.3%
 FIXED INCOME	2,353,499.89	2,494,156.68	95.7%
MISCELLANEOUS	1,793.06	0.00	0.0%
<b>Total</b>	<b>2,608,996.34</b>	<b>2,607,430.76</b>	<b>100.0%</b>



### Activity Summary

	This Period	Year To Date	Realized Capital Gains / Losses	
			This Period	Year To Date
Beginning Market Value	2,608,996.34	2,622,592.86		
Income	8,040.43	20,313.52	Long Term	41.06-
Asset Activity	149,413.48-	143,119.87-	Total Gains / Losses	41.06-
Fees	849.32-	3,315.07-		481.61-
Cash Management	140,429.31	126,121.42		
Change In Market Value	227.48	15,162.10-		
Ending Market Value	2,607,430.76	2,607,430.76		

# Account Statement

Account Number: **1035003119**

April 01, 2018 To April 30, 2018

## Portfolio Statement

Quantity	Description	Market Value	Cost Basis
<b>Cash &amp; Cash Equivalents</b>			
Cash Equivalents			
Unclassified			
113,274.080	31607A703 FIDELITY GOVERNMENT PORTFOLIO	113,274.08	113,274.08
	Total Unclassified	113,274.08	113,274.08
Total	Cash Equivalents	113,274.08	113,274.08
<b>Total</b>	<b>Cash &amp; Cash Equivalents</b>	<b>113,274.08</b>	<b>113,274.08</b>
<b>Fixed Income</b>			
Taxable			
100,000.000	02587DA99 AMERICAN EXPR CENTURION MEDIUM-TERM CD DTD 09/16/15 1.6% 09/17/2018	99,644.85	99,975.00
75,000.000	05531FAU7 BB&T CORPORATION DTD 06/29/15 CALL 2.625% 06/29/2020-2020	74,319.00	75,273.33
100,000.000	05580ACZ5 BMW BANK BANK NORTH AMERICA DTD 09/30/15 MEDIUM-TERM CD 2.2% 09/30/2020	98,882.93	99,980.00
100,000.000	14042RAR2 CAPITAL ONE NA MEDIUM-TERM CD DTD 10/07/2015 2.2% 10/07/2020	98,889.62	99,615.00
100,000.000	24422ERE1 JOHN DEERE CAPITAL CORP SERIES MTN DTD 07/12/2011 3.9% 07/12/2021	102,052.00	107,183.45
100,000.000	29266NS32 ENERBANK USA DTD 10/16/2015 MEDIUM-TERM CD 1.75% 10/16/2020	97,732.11	100,000.00
70,000.000	3130A1CE6 FEDERAL HOME LOAN DTD 03/27/14 2% 12/27/2019	69,441.40	70,459.45
100,000.000	3130A6NA1 FEDERAL HOME LOAN DTD 10/29/15 CALL 1.4% 10/29/2019-2016	98,416.00	100,000.00
50,000.000	3130A8EN9 FEDERAL HOME LOAN BANK DTD 06/14/16 CALL 1.64% 06/14/2021-2016	48,317.00	50,000.00
100,000.000	3130A8NT6 FEDERAL HOME LOAN DTD 07/13/16 CALL 1.48% 07/13/2021-2017	95,973.00	100,000.00
150,000.000	3130ADZ88 FEDERAL HOME LOAN DTD 4/17/18 3% 4/17/23 CALL 3% 04/17/2023-2019	148,845.00	150,000.00

### Portfolio Statement ( Continued )

Quantity	Description	Market Value	Cost Basis
Taxable			
100,000.000	313380FB8 FEDERAL HOME LOAN BANK DTD 08/09/12 1.375% 09/13/2019	98,576.00	99,667.18
100,000.000	3133EFZ91 FEDERAL FARM CREDIT BANK DTD 04/12/16 CALL 1.62% 04/12/2021-2017	96,654.00	99,909.00
200,000.000	3134G9I40 FREDDIE MAC DTD 07/26/16 CALL 1% 04/26/2019-2017	197,268.00	200,000.00
50,000.000	3134GAHK3 FREDDIE MAC DTD 09/30/16 CALL 1.6% 09/30/2021-2016	47,788.00	49,967.50
100,000.000	3134GAZR8 FREDDIE MAC DTD 12/30/2016 CALL 2.05% 12/30/2021-2017	96,561.00	100,000.00
100,000.000	3134GB7F3 FREDDIE MAC DTD 12/29/17 CALL 2.5% 12/29/2022-2018	97,710.00	100,000.00
100,000.000	3134GBZS4 FREDDIE MAC DTD 7/27/2017 CALL 2.15 4/27/2022 2.15% 04/27/2022-2017	96,552.00	100,000.00
50,000.000	3136G1C98 FANNIE MAE DTD 02/05/13 1.42% 02/05/2020	49,079.50	50,304.31
100,000.000	3136G3J30 FANNIE MAE DTD 07/28/16 CALL 1.6% 07/28/2021-2016	96,447.00	100,000.00
100,000.000	3136G3VG7 FANNIE MAE DTD 06/29/16 CALL 1.5% 09/29/2020-2016	97,493.00	100,000.00
100,000.000	3136G3XZ3 FANNIE MAE DTD 07/28/16 CALL 1.5% 07/28/2021-2016	95,919.00	100,000.00
100,000.000	3136G4EV1 FANNIE MAE DTD 10/28/16 CALL 1.625% 10/28/2021-2017	95,223.00	99,959.00
75,511.270	31398R7H2 FANNIE MAE SERIES 2010-M4 CLASS A3 DTD 07/01/10 3.819% 06/25/2020	76,561.52	80,797.08
200,000.000	69353REW4 PNC BANK NA DTD 04/29/16 CALL 2.15% 04/29/2021-2021	194,042.00	202,443.98
25,000.000	713448BN7 PEPSICO INC DTD 01/14/10 4.5% 01/15/2020	25,769.75	26,352.98
Total	Taxable	2,494,156.68	2,561,887.26

# Account Statement

Account Number: **1035003119**

April 01, 2018 To April 30, 2018

## Portfolio Statement ( Continued )

Quantity	Description	Market Value	Cost Basis
<b>Fixed Income</b>			
<b>Total</b>	<b>Fixed Income</b>	2,494,156.68	2,561,887.26
<b>Miscellaneous</b>			
Miscellaneous Sundry Assets			
Documents			
1.000	DOC199647 INVESTMENT MANAGEMENT AGREEMENT CITY OF CANYON LAKE A/C# 1035003119	0.00	0.00
Total Documents		0.00	0.00
Total	Miscellaneous Sundry Assets	0.00	0.00
<b>Total</b>	<b>Miscellaneous</b>	<b>0.00</b>	<b>0.00</b>
<b>Grand Total Assets</b>		<b>2,607,430.76</b>	<b>2,675,161.34</b>

## Account Activity Summary

	Total Cash	Cost Basis Excluding Cash	Market Value Including Cash
<b>Balances Beginning Of Period</b>	1,793.06	2,666,611.84	2,620,846.96
Prior Accruals			11,850.62-
Unrealized Appreciation This Period			268.54
Current Accruals			7,671.65
Asset Activity	149,413.48-	149,372.42	149,413.48-
Cash Management	140,429.31	140,429.31-	140,429.31
Fees	849.32-	0.00	849.32-
Income	8,040.43	393.61-	8,040.43
Realized Gain/loss			41.06-
Non Cash Asset Changes			
<b>Balances End Of Period</b>	<b>0.00</b>	<b>2,675,161.34</b>	<b>2,615,102.41</b>

## Transaction Statement

Date	Quantity	Description	Transaction Type	Cash	Cost Basis
<b>04/01/18</b>		<b>Beginning Balance</b>		1,793.06	2,666,611.84
<b>Income</b>					
Interest					
04/09/18		14042RAR2 CAPITAL ONE NA MEDIUM-TERM CD DTD 10/07/2015 2.2% 10/07/2020	INTEREST RCVD	1,096.99	
04/12/18		3133EFZ91 FEDERAL FARM CREDIT BANK DTD 04/12/16 CALL 1.62% 04/12/2021-2017	INTEREST RCVD	810.00	
04/16/18		29266NS32 ENERBANK USA DTD 10/16/2015 MEDIUM-TERM CD 1.75% 10/16/2020	INTEREST RCVD	148.63	

### Transaction Statement ( Continued )

Date	Quantity	Description	Transaction Type	Cash	Cost Basis
04/25/18		31398R7H2 FANNIE MAE SERIES 2010-M4 CLASS A3 DTD 07/01/10 3.819% 06/25/2020	INTEREST RCVD	242.18	
04/26/18		3134G9J40 FREDDIE MAC DTD 07/26/16 CALL 1% 04/26/2019-2017	INTEREST RCVD	1,000.00	
04/26/18		31398R7H2 FANNIE MAE SERIES 2010-M4 CLASS A3 DTD 07/01/10 3.819% 06/25/2020	INTEREST RCVD	5.13	
04/27/18		3134GBZS4 FREDDIE MAC DTD 7/27/2017 CALL 2.15 4/27/2022 2.15% 04/27/2022-2017	INTEREST RCVD	1,075.00	
04/30/18		3136G4EV1 FANNIE MAE DTD 10/28/16 CALL 1.625% 10/28/2021-2017	INTEREST RCVD	812.50	
04/30/18		3130A6NA1 FEDERAL HOME LOAN DTD 10/29/15 CALL 1.4% 10/29/2019-2016 69353REW4	INTEREST RCVD	700.00	
04/30/18		PNC BANK NA DTD 04/29/16 CALL 2.15% 04/29/2021-2021	INTEREST RCVD	2,150.00	
		<b>Total Interest</b>		8,040.43	0.00
		<b>Total Income</b>		8,040.43	0.00
		<b>Asset Activity</b>			
		<b>Assets Purchased</b>			
04/17/18	150,000.000	3130ADZ88 FEDERAL HOME LOAN DTD 4/17/18 3% 4/17/23 CALL 3% 04/17/2023-2019	BUY	150,000.00-	150,000.00
		<b>Total Assets Purchased</b>		150,000.00-	150,000.00
		<b>Assets Sold</b>			
04/25/18	586.520-	31398R7H2 FANNIE MAE SERIES 2010-M4 CLASS A3 DTD 07/01/10 3.819% 06/25/2020	NOTE AND MTG PMT	586.52	627.58-
		<b>Total Assets Sold</b>		586.52	627.58-
		<b>Total Asset Activity</b>		149,413.48-	149,372.42
		<b>Fees</b>			
04/26/18		MANAGEMENT FEES CITIZENS BUSINESS BANK FOR THE PERIOD ENDING 04/20/2018	DISBURSEMENT	849.32-	
		<b>Total Fees</b>		849.32-	0.00
		<b>Cash Management</b>			
04/30/18	140,429.310-	31607A703 NET CASH MANAGEMENT	NET CASH MGMT	140,429.31	140,429.31-
		<b>Total Cash Management</b>		140,429.31	140,429.31-

# Account Statement

Page 6

Account Number: **1035003119**

April 01, 2018 To April 30, 2018

## Transaction Statement ( Continued )

Date	Quantity	Description	Transaction Type	Cash	Cost Basis
<b>Miscellaneous</b>					
04/30/18		69353REW4 AMORTIZATION ON 200,000 UNITS PNC BANK NA DTD 04/29/16 CALL 2.15% 04/29/2021-2021 EFFECTIVE 04/29/2018 TO ADJUST TAX LOT, AMORTIZATION = 393.61-	AMORTIZATION		393.61-
<b>Total Miscellaneous</b>				0.00	393.61-
04/30/18		<b>Ending Balance</b>		0.00	2,675,161.34

## Disclosure

CitizensTrust may receive research and other benefits from Brokers/Dealers which may be considered compensation. Upon request, we will disclose details of any compensation received. We have added an additional benchmark to your performance insert. Call for details.



## 2018 Expense Reports

	January	February	March	April	May	June	July	August	September	October	November	December
--	---------	----------	-------	-------	-----	------	------	--------	-----------	---------	----------	----------

Internet	\$ 20.00	\$ 20.00	\$ 20.00	\$ 20.00								
Cell Phone	\$ 53.62	\$ 53.62	\$ 53.67	\$ 53.57								
Travel												
<b>Total</b>	\$ 73.62	\$ 73.62	\$ 73.67	\$ 73.57	\$ -	\$ -	\$ -	\$ -	\$ -	\$ -	\$ -	\$ -

**Randall Bonner**

Internet			\$ 40.00	\$ 40.00								
Cell Phone												
Travel												
<b>Total</b>	\$ -	\$ -	\$ 40.00	\$ 40.00	\$ -	\$ -	\$ -	\$ -	\$ -	\$ -	\$ -	\$ -

**Jordan Ehrenkranz**

Internet												
Cell Phone												
Travel	\$ 696.75											
<b>Total</b>	\$ 696.75	\$ -	\$ -	\$ -	\$ -	\$ -	\$ -	\$ -	\$ -	\$ -	\$ -	\$ -

**Larry Greene**

Internet			\$ 30.00									
Cell Phone												
Travel												
<b>Total</b>	\$ 30.00	\$ -	\$ 30.00	\$ -	\$ -	\$ -	\$ -	\$ -	\$ -	\$ -	\$ -	\$ -

**Dawn Haggerty**

Internet												
Cell Phone												
Travel												
<b>Total</b>	\$ -	\$ -	\$ -	\$ -	\$ -	\$ -	\$ -	\$ -	\$ -	\$ -	\$ -	\$ -

**Vicki Warren**



**MINUTES**  
**REGULAR MEETING OF THE CANYON LAKE**  
**CITY COUNCIL**  
**Wednesday, May 2, 2018**

**City Council Chambers**  
**31516 Railroad Canyon Road**  
**Canyon Lake, CA 92587**

**THE REGULAR MEETING OF THE CITY COUNCIL OF THE CITY OF CANYON LAKE SCHEDULED FOR MAY 2, 2018 HAD BEEN ADJOURNED FOR LACK OF A QUORUM AND WAS RESCHEDULED TO WEDNESDAY, MAY 9, 2018.**

Respectfully Submitted,

---

Stephanie Roseen  
Deputy City Clerk



**MINUTES**  
**ADJOURNED MEETING OF THE**  
**CANYON LAKE CITY COUNCIL**  
**Wednesday, May 9, 2018**  
**Closed Session – 5:30 p.m.**  
**Open Session - 6:30 p.m.**

**City Council Chambers**  
**31516 Railroad Canyon Road**  
**Canyon Lake, CA 92587**

**Closed Session – 5:30 p.m.**

**1. Call To Order**

Mayor Warren called the meeting to order at 5:30 p.m.

**2. Roll Call**

Present: Council Members Bonner, Ehrenkranz, Mayor Pro Tem Greene, and Mayor Warren.

Absent: Council Member Haggerty

**3. Public Comments**

There were no public comments.

Council Member Haggerty arrived to closed session.

**4. Closed Session**

**The City Council entered Closed Session at 5:30 p.m.**

a. Closed session pursuant to govt. code section 54957 – Public Employment; Public Employee Evaluation - City Manager

b. Return/Report from Closed Session

**The City Council returned from Closed Session at 6:30 p.m. with no reportable action.**

**Open Session – 6:30 p.m.**

**1. Call Open Session to Order**

Mayor Warren called the meeting to order at 6:32 p.m.

**2. Invocation**

Invocation was led by Dave Dick, Executive Pastor of the Canyon Lake Community Church Council.

**Flag Salute**

Flag Salute was led by Mayor Vicki Warren.

**3. Roll Call**

Present: Council Members Bonner, Ehrenkranz, Mayor Pro Tem Greene, and Mayor Warren.

Absent: Council Member Haggerty.

**4. Approval of the City Council Agenda**

**Moved by Bonner, seconded by Greene to approve the agenda as presented.**

**Motion carried 4-0-1 with Council Members Bonner, Ehrenkranz, Mayor Pro Tem Greene, and Mayor Warren voting aye, and Council Member Haggerty absent.**

**5. Special Presentation and Proclamations**

**5.1 Chamber of Commerce Announcements**

Council Member Ehrenkranz provided an update on Chamber activities and upcoming events.

**5.2 Student of the Month – Travis Summers**

Travis Summers was unable to attend

**5.3 May is Mental Health Month Proclamation**

Mayor Warren presented the May is Mental Health Month Proclamation to Rita Bendlin on behalf of Riverside County Behavioral Health Commission. Rita Benlin discussed serving on the Regional Behavioral Health Advisory Board and activities and events in the near future.

**6. Public Comment**

Samantha discussed an incident that took place with an occupant of the Roadway Inn & Suits.

There was further discussion regarding issues from occupants of the Roadway Inn & Suites and Lt. Huskey with Riverside County Police would look into calls for service in that area.

Resident, Jack Wamsley, discussed the need for residents to vote for the POA Board.

**7. Consent Calendar**

**7.1 Waiver of Reading in Full of all Ordinances by Title Only**

**7.2 Adoption of Resolution No. 2018-10, Approving Claims and Demands of the City**

**7.3 City Council Meeting Minutes**

7.3.1 April 4, 2018

**7.4 Ratifying April is Donate Life Month Proclamation**

**7.5 Approval of 5<sup>th</sup> Amendment to Lease with Riverside County Library**

**7.6 Adopt Resolution 2018-11 to approve Senate Bill 1 (SB 1) Road Maintenance and Rehabilitation Account Funding and Project List**

City Manager Palmer discussed pulling check number 24243.

**Moved by Bonner, seconded by Ehrenkranz to approve the consent calendar with check number 24243 pulled.**

**Motion carried 4-0-1 with Council Members Bonner, Ehrenkranz, Mayor Pro Tem Greene, and Mayor Warren voting aye, and Council Member Haggerty absent.**

**8. Pulled Consent Calendar Items**

There were no pulled consent calendar items.

**9. Schedule of Future Events**

Mayor Warren announced the schedule of future events are located on the agenda, website and Friday Flyer and stated the Veterans Day Committee would start meeting in July.

**10. Business Items**

**10.1 Discuss and Approve One Year Extension of Fire Contract with Riverside County Fire**

City Manager Palmer provided a staff report.

There was discussion regarding the language in the presented contract and the City Attorney stated she was comfortable moving forward.

Resident, Berry Talbot, questioned what else was being done to ensure the City could survive.

It was discussed that this Fire Contract was only for a one year extension and there were other options being looked at for the future that could not be discussed at this time.

There was discussion regarding the SAFER Grant and if the City did not receive the grant, the money set aside in the budget for reserves would be spent for this one year. City Manager Palmer also discussed a letter from Congressman Calvert to the SAFER Grant Committee for the City.

**Moved by Greene, seconded by Ehrenkranz to approve the One Year Extension of the Fire Contract with Riverside County Fire as presented,**

**Motion carried 4-0-1 with Council Members Bonner, Ehrenkranz, Mayor Pro Tem Greene, and Mayor Warren voting aye, and Council Member Haggerty absent.**

**11. Public Hearing**

**11.1 Public Hearing – RESOLUTION NO. 2018-09 – Approving Conditional Use Permit 18-01 and a notice of exemption to allow for the operation of a pet supply, pet grooming, pet day care and overnight boarding facility, located at 24370 Canyon Lake Drive North, Unit 4, Canyon Lake, CA 92587 (APN 355-404-001)**

The Public Hearing was opened at 7:03 p.m.

Mark DeManincor, City Planner, provided the staff report.

It was discussed that there had been no feedback from local residents and business owners that had been notified of the public hearing.

It was discussed that the business would likely need a class 1 permit that would allow ten or less animals for boarding.

There was discussion regarding hours of operations and the hours for overnight boarding and there would be a camera monitoring after hours.

Christie Bahena, owner of Canyon Canines, discussed her background and information for the proposed pet boarding service. She discussed the alarm system she would like to put in.

There was discussion regarding the use of the Canyon Lake Dog Park if the POA would give permission for the business to use it, it would be an asset for Canyon Canines.

It was discussed that the trash pickup at the Eastport Shopping Center was three days a week and waste should not be an issue.

Mayor Pro Tem Greene stated he thought Canyon Canines would fit well in the community.

**The Public Hearing was closed at 7:12 p.m.**

**Moved by Greene, seconded by Bonner to approve Resolution No. 2018-09.**

**Motion carried 4-0-1 with Council Members Bonner, Ehrenkranz, Mayor Pro Tem Greene, and Mayor Warren voting aye, and Council Member Haggerty absent.**

## **12. City Manager Comments**

City Manager Palmer discussed an emergency preparedness drill for staff that would take place May 12<sup>th</sup>.

## **13. Committee and Council Reports/Comments**

### **13.1 Council Member Bonner**

Council Member Bonner discussed the the RCTC (Riverside County Transportation Commission) and the I-15 Railroad Canyon Interchange Project. Council Member Bonner also discussed AB1405 that allows Cal Trans to determine what businesses can advertise on billboard on the highway and the Council would need to discuss at an upcoming meeting. He also discussed the slurry seal that would be taking place on Railroad Canyon Road.

### **13.2 Council Member Ehrenkranz**

Council Member Ehrenkranz discussed a Solid Waste Committee Workshop in Lake Elsinore and the WRCOG (Western Riverside Council of Government) meeting.

13.3 Council Member Haggerty

Council Member Haggerty was absent.

13.4 Mayor Pro Tem Greene

Mayor Pro Tem Greene stated Jack Wamsley had been appointed to the Flood Control District, the emergency cart was delivered to the golf course and is now in service, and the RCA (Regional Conservation Authority) meeting where the budget had been approved. He mentioned the City wide Emergency Preparedness drill that would take place May 12<sup>th</sup> from 8:00 a.m. to 11:00 a.m.

13.5 Mayor Warren

Mayor Warren discussed attending the Student of the Year event, and the Special Olympics and Lakeside High School on Friday, May 11<sup>th</sup>.

**14. Announcements**

The next regular City Council meeting that was scheduled for June 6, 2018 at 6:30 p.m. for Open Session.

**15. Adjournment**

Mayor Warren adjourned the meeting at 7:29 p.m.

Respectfully submitted,

---

Stephanie Roseen, Deputy City Clerk

**City of Canyon Lake  
City Council  
Staff Report**

**TO:** Honorable Mayor and Members of the City Council  
**FROM:** Aaron Palmer, City Manager  
**BY:** Stephanie Roseen, Deputy City Clerk  
**DATE:** June 6, 2018  
**SUBJECT:** November 2018 Election Resolutions

---

**Recommendation**

It is recommended that the City Council approve Resolution No. 2018-12 calling and giving notice of the General Municipal Election for November 2018, Resolution No. 2018-13 requesting consolidation of the election with the County of Riverside, and Resolution No. 2018-14 setting regulations for the filing of candidate statements.

**Background**

The City's General Municipal Election will be held on November 6, 2018. The resolutions are presented for the consideration of the City Council to accommodate conducting the election. There are two (2) City Council Member seats up for election, each for a full term of four (4) years.

These resolutions will call the election, consolidate the election with the County of Riverside, and set the regulations for filing candidate statements. Anyone wishing to run for office will be able to pull nomination papers from the City starting July 16, 2018. Nomination papers will have to be filed by August 10, 2018, unless an incumbent fails to file, in which case the deadline will be extended to August 15, 2018.

The City will publish the notice of election along with the filing deadlines as required by law.

**Budget (or Fiscal) Impact**

The Riverside County Registrar of Voters will provide the City a quote on the cost to run the election as the time draws nearer. The appropriate amount will be appropriated in the Fiscal Year 2018/19 budget for the City. In the past the estimate for a consolidated election has come in between \$10,000 and \$25,000.

**Attachments**

1. Resolution No. 2018-12, Calling and giving notice of the General Municipal Election
2. Resolution No. 2018-13, Consolidating with the County of Riverside
3. Resolution No. 2018-14, Setting regulations for Candidate Statements



**RESOLUTION NO. 2018-12**

**A RESOLUTION OF THE CITY COUNCIL OF THE CITY OF CANYON LAKE, CALIFORNIA, CALLING AND GIVING NOTICE OF THE HOLDING OF A GENERAL MUNICIPAL ELECTION TO BE HELD ON TUESDAY, NOVEMBER 6, 2018, FOR THE ELECTION OF CERTAIN OFFICERS AS REQUIRED BY THE PROVISIONS OF THE LAWS OF THE STATE OF CALIFORNIA RELATING TO GENERAL LAW CITIES AND REQUESTING THAT THIS ELECTION BE CONSOLIDATED WITH THE STATEWIDE GENERAL ELECTION**

WHEREAS, under the provisions of the laws relating to general law cities in the State of California, a General Municipal Election shall be held on November 6, 2018 for the election of Municipal Officers pursuant to Government Code Section 36503.5.

NOW, THEREFORE, THE CITY COUNCIL OF THE CITY OF CANYON LAKE, CALIFORNIA, DOES RESOLVE, DECLARE, DETERMINE AND ORDER AS FOLLOWS:

Section 1. That pursuant to the requirements of the laws of the State of California relating to General Law Cities, there is called and ordered to be held in the City of Canyon Lake, California, on Tuesday, November 6, 2018, a General Municipal Election for the purpose of electing two (2) members of the City Council for the full term of four years. The two (2) incumbent members of the City Council of the City of Canyon Lake are Dawn Haggerty and Vicki Warren.

Section 2. That the Ballots to be used at the election shall be in the form and content as required by law.

Section 3. That the City Council requests that the Board of Supervisors of Riverside County consolidate this election with the statewide election to be held November 6, 2018, and further requests that the County Registrar of Voters furnish all official ballots, notices, printed material and all supplies, equipment and paraphernalia that may be necessary in order to properly and lawfully conduct the election.

Section 4. That the polls for the election shall be open at seven o'clock (7:00) a.m. of the day of the election and shall remain open continuously from that time until eight o'clock (8:00) p.m. of the same day when the polls shall be closed.

Section 5. That in all the particulars not recited in this resolution, the election shall be held and conducted as provided by law for holding municipal elections.

Section 6. That notice of the time and place of holding the election is given by the City Clerk and is authorized, instructed and directed to give further additional notice as required by law.

Section 7. That the City Clerk shall certify to the passage and adoption of this Resolution and enter it into the book of original Resolutions.

PASSED, APPROVED AND ADOPTED this 6<sup>th</sup> day of June, 2018.

\_\_\_\_\_  
Vicki Warren, Mayor

ATTEST:

\_\_\_\_\_  
Stephanie Roseen, Deputy City Clerk

State of California    )  
County of Riverside   ) ss  
City of Canyon Lake   )

I, Stephanie Roseen, Deputy City Clerk of the City of Canyon Lake, California, Do hereby certify, that the foregoing is a true and correct copy of the Resolution No. 2018-12 adopted by the City Council of the City of Canyon Lake, California, at a regular meeting held on the 6<sup>th</sup> day of June, 2018, by the following vote:

AYES:

NOES:

ABSTAIN:

ABSENT:

\_\_\_\_\_  
Stephanie Roseen, Deputy City Clerk



**RESOLUTION NO. 2018-13**

**A RESOLUTION OF THE CITY COUNCIL OF THE CITY OF CANYON LAKE, CALIFORNIA, REQUESTING THE BOARD OF SUPERVISORS OF THE COUNTY OF RIVERSIDE TO CONSOLIDATE A GENERAL MUNICIPAL ELECTION TO BE HELD ON NOVEMBER 6, 2018, WITH THE STATEWIDE GENERAL ELECTION TO BE HELD ON THE SAME DATE PURSUANT TO § 10403 OF THE ELECTIONS CODE**

WHEREAS, the City Council of the City of Canyon Lake, California, called a General Municipal Election to be held on November 6, 2018, for the purpose of the election of two (2) Members of the City Council; and

WHEREAS, it is desirable that the General Municipal Election be consolidated with the Statewide General Election to be held on the same date and that within the City the precincts, polling places and election officers of the two elections be the same, and that the Registrar of Voters of the County of Riverside canvass the returns of the General Municipal Election and that the election be held in all respects as if there were only one election.

NOW, THEREFORE, THE CITY COUNCIL OF THE CITY OF CANYON LAKE, CALIFORNIA, DOES RESOLVE, DECLARE, DETERMINE AND ORDER AS FOLLOWS:

Section 1. That pursuant to the requirements of §10403 of the Elections Code, the Board of Supervisors of the County of Riverside us hereby requested to consent and agree to the consolidation of a General Municipal Election with the Statewide General Election on Tuesday, November 6, 2018, for the purpose of the election of two (2) Members of the City Council.

Section 2. That the Riverside County Registrar of Voters is authorized to canvass the returns of the General Municipal Election. The Election shall be held in all respects as if there were only one election, and only one form of ballot shall be used. The election will be held and conducted in accordance with the provisions of law regulating the statewide election.

Section 3. That the Board of Supervisors is requested to issue instructions to the Registrar of Voters to take any and all steps necessary for the holding of the consolidated election.

Section 4. That the City of Canyon Lake recognizes that additional costs will be incurred by the County of Riverside by reason of this consolidation and agrees to reimburse the County for any costs.

Section 5. That the City Clerk is hereby directed to file a certified copy of this resolution with the Board of Supervisors and the Registrar of Voters of the County of Riverside.

Section 6. That the City Clerk shall certify to the passage and adoption of this resolution and enter it into the book of original resolutions.

PASSED, APPROVED AND ADOPTED this 6<sup>th</sup> day of June, 2018.

---

Vicki Warren, Mayor

ATTEST:

---

Stephanie Roseen, Deputy City Clerk

State of California     )  
County of Riverside    ) ss  
City of Canyon Lake   )

I, Stephanie Roseen, Deputy City Clerk of the City of Canyon Lake, California, do hereby certify, that the foregoing is a true and correct copy of the Resolution No. 2018-13 adopted by the City Council of the City of Canyon Lake, California, at a regular meeting held on the 6<sup>th</sup> day of June, 2018, by the following vote:

AYES:

NOES:

ABSTAIN:

ABSENT:

\_\_\_\_\_  
Stephanie Roseen, Deputy City Clerk



**RESOLUTION NO. 2018-14**

**A RESOLUTION OF THE CITY COUNCIL OF THE CITY OF CANYON LAKE, CALIFORNIA, ADOPTING REGULATIONS FOR CANDIDATES FOR ELECTIVE OFFICE PERTAINING TO CANDIDATES STATEMENTS SUBMITTED TO THE VOTERS AT AN ELECTION**

WHEREAS, §13307 of the Elections Code of the State of California provides that the governing body of any local agency adopt regulations pertaining to materials prepared by any candidate for a municipal election, including costs of the candidate statement.

NOW, THEREFORE, THE CITY COUNCIL OF THE CITY OF CANYON LAKE, CALIFORNIA, DOES RESOLVE, DECLARE, DETERMINE AND ORDER AS FOLLOWS:

Section 1. GENERAL PROVISIONS. That pursuant to §13307 of the Elections Code of the State of California, each candidate for elective office to be voted for at an Election to be held in the City of Canyon Lake may prepare a candidate's statement on an appropriate form provided by the City Clerk. The statement may include the name, age, and occupation of the candidate and a brief description of no more than two-hundred (200) words of the candidate's education and qualifications expressed by the candidate himself or herself. The statement shall not include party affiliation of the candidate, nor membership or activity in partisan political organizations. The statement shall be filed in typewritten form in the office of the City Clerk at the time the candidate's nomination papers are filed. The statement may be withdrawn, but not changed, during the period for filing nomination papers and until 5:00 p.m. of the next working day after the close of the nomination period.

Section 2. FOREIGN LANGUAGE POLICY.

- A. Pursuant to the Federal Voting Rights Act, candidate statements will be translated into all languages required by the County of Riverside. The County is required to translate candidate statements into the following language: Spanish.
- B. The County will mail separate sample ballots and candidates statement in Spanish to only those voters who are on the county voter file as having requested a sample ballot in that particular language. The County will make the sample ballots and candidate statements in the required language available at all polling places, on the County's website, and in the Election Official's Office.

Section 3. PAYMENT

- A. The Candidate shall be required to pay for all costs related to the printing of the Candidate Statement.
- B. The City Clerk shall estimate the total cost of printing, handling, translating, and mailing the candidate statements filed pursuant to this section, including costs incurred as a result of complying with the Voting Rights Act of 1965 (as amended), and require each candidate filing a statement to pay in advance to the local agency his or her

estimated pro rata share as a condition of having his or her statement included in the voter's pamphlet. The estimate is an approximation of the actual cost that varies from one election to another election and may be significantly more or less than the estimate, depending on the actual number of candidate's filing statements. Accordingly, the clerk is not bound by the estimate and may, on a pro rata basis, bill the candidate for additional actual expense or refund any excess paid depending on the final actual cost. In the event of underpayment, the clerk may require the candidate to pay the balance of the cost incurred. In the event of overpayment, the clerk shall prorate the excess amount among the candidates and refund the excess amount paid within 30 days of receiving the final billing.

Section 4. MISCELLANEOUS.

- A. All translations shall be provided by professionally-certified translators.
- B. The City Clerk shall not allow any bold type, underling, all-capitalized words, italics, bullets or leading hyphens.
- C. The City Clerk shall comply with all recommendations and standards set forth by the California Secretary of State regarding occupational designations and other matters relating to election.

Section 5. ADDITIONAL MATERIALS. No candidate will be permitted to include additional materials in the sample ballot package.

Section 6. That the City Clerk shall provide each candidate or the candidate's representative a copy of this Resolution at the time nomination petitions are issued.

Section 7. That all previous resolutions establishing council policy on payment for candidate statements are repealed.

Section 8. That this resolution shall apply at the next ensuing municipal election and at each municipal election after that time.

Section 9. That the City Clerk shall certify to the passage and adoption of this resolution and enter it into the book of original resolutions.

PASSED, APPROVED AND ADOPTED this 6<sup>th</sup> day of June, 2018.

\_\_\_\_\_  
Vicki Warren, Mayor

ATTEST:

\_\_\_\_\_  
Stephanie Roseen, Deputy City Clerk

State of California     )  
County of Riverside   ) ss  
City of Canyon Lake   )

I, Stephanie Roseen, Deputy City Clerk of the City of Canyon Lake, California, do hereby certify, that the foregoing is a true and correct copy of the Resolution No. 2018-14 adopted by the City Council of the City of Canyon Lake, California, at a regular meeting held on the 6<sup>th</sup> day of June, 2018, by the following vote:

AYES:

NOES:

ABSTAIN:

ABSENT:

\_\_\_\_\_  
Stephanie Roseen, Deputy City Clerk



City of Canyon Lake  
City Council  
Staff Report

**TO:** Honorable Mayor and Members of the City Council

**FROM:** Aaron Palmer, City Manager

**DATE:** June 6, 2018

**SUBJECT:** Review and discussion of Resolution No. 2018-16, adopting the City's Fiscal Year 2018/2019 Budget and Appropriations Limit

---

---

**Recommendation:**

City Council review and discuss Resolution No. 2018-16, adopting the budget, appropriating revenue and establishing the appropriations limit for Fiscal Year 2018-2019; and authorizing the City Manager to execute contracts per the budget and Municipal Code.

**Background:**

The attached budget for Fiscal Year 2018-2019 is presented to the City Council for review.

The historic General Fund revenue detail can be found on budget page 4, and the historic General Fund expenditure detail is on budget page 5. At the bottom of budget page 8, a pie chart identifies General Fund Expenditures by function.

Budget page 9, entitled Fund Balance Summary, of the proposed 2018-2019 budget identifies the City's projected General Fund fund balance at \$3,850,000 at June 30, 2018 (unaudited).

The budget indicates General Fund revenues are estimated to be \$5,005,880 for Fiscal Year 2018-2019. Estimated General Fund expenditures are \$5,544,803. The projected fund balance at June 30, 2019 is \$3,311,077. The budget reflects a General Fund deficit of \$538,923 for Fiscal Year 2018-19. Included in the proposed expenditures are \$20,000 for elections services and \$7,000 for an electronic gate at the City's Fire Station. Also included in Fiscal Year 2018-19 are additional costs over the prior fiscal year for fire protection services of \$768,550, which is the result of the requirement for a three person engine company.

The major changes from the Fiscal Year 2017-18 budget are as follows:

- Increase of \$24,800 in Property Taxes, based on assessed value growth
- Increase of \$35,090 in Property Tax VLF based assessed value growth
- Increase of \$15,930 in Fire Structure Fees based on actual FY 2017-18 amounts and assessed values

- Increased the City Clerk Department Budget \$15,806, which includes \$20,000 for election services.
- Decreased the Finance Department Budget by \$26,395 prior year included \$30,000 for a consultant for a User Fee Study.
- Increased the Building & Safety Department Budget by \$60,060 as a result of the increase in the projected revenues for Construction and Building Permit Revenues.
- Increased the Law Enforcement Budget \$74,640. This is a 4.45% increase as requested from the County of Riverside.
- Increased the Fire Budget \$773,770 to \$2,230,870 to reflect the new Cooperative agreement amount and going to a three person engine company as required by Riverside County.
- Decreased the Animal Control Department Budget by \$55,010, \$41,010 in debt service costs and \$14,000 in sheltering costs as a result of the City of Canyon Lake's percentage of animal count for 2017 decreasing from 2016.
- Decreased the Public Works Administration Department Budget by \$50,300 as the City has completed several much needed projects and should be just routine maintenance going forward.
- Decreased the Special Enforcement Budget \$40,596, the decrease is the result of the prior year budget including \$60,000 for a purchase of a vehicle, offset by an increase in salary and benefits that were charged to a different department in the prior fiscal year.
- For the Gas Tax Special Revenue Fund there is a decrease of \$576,940 in expenditures as the slurry seal project for Railroad Canyon Road was completed. There is an increase in revenues as it relates to SB1 of \$120,000.
- For the AQMD Special Revenue Fund there are no proposed expenditures at this time, Staff will research new projects and bring them to the Council during the fiscal year.
- In the Capital Projects Fund there are no proposed projects at this time.

**Budget (or Fiscal) Impact:**

See attached Proposed Budget document.

**Attachments:**

1. Resolution No. 2018-16
2. Proposed Budget

## Resolution 2018-16

### A RESOLUTION OF THE CITY COUNCIL OF THE CITY OF CANYON LAKE ADOPTING THE BUDGET, APPROPRIATING REVENUE AND ESTABLISHING THE APPROPRIATIONS LIMIT FOR FISCAL YEAR 2018-2019

WHEREAS, the City Manager has prepared and submitted to the City Council a proposed budget for the 2018-2019 fiscal year commencing July 1, 2018 and ending June 30, 2019, and

WHEREAS, the City Council held a Council Meeting to discuss the proposed budget on June 6, 2018 where all interested persons were provided the opportunity to be heard, and

WHEREAS, the City Council has considered the same budget and comments thereon, and has determined it is necessary for the efficient management of the City that certain sums of revenue be appropriated to the various departments, officers, agencies and activities of the City, and

WHEREAS an appropriations limit must be established for FY 2018-2019 to meet the legal requirements of Article XIII B of the California Constitution, including the designation of certain revenues as tax proceeds, as set forth in said budget.

NOW THEREFORE the City Council of the City of Canyon Lake does resolve as follows:

**Section 1.** For the Fiscal Year ending June 30, 2019, the appropriations limit has been computed using the change in population for the City of Canyon Lake and the change in California per capita personal income as set out in Section 7901 of the Government Code. The appropriations limit for the fiscal year ending June 30, 2019 is established at \$5,893,480 as verified by calculations attached "Exhibit A".

**Section 2.** The City Council hereby identifies and authorizes a total estimated Operations, Debt Service and Capital Budget for FY 2018-2019 in the amount of \$6,010,363 with reserves and balances of \$5,069,057 and appropriates said amount from revenues of the City to the departments, functions and funds as contained in the Budget and authorizes the City Manager to carry out the City's expenditures in conformity herewith.

Passed and adopted this 6<sup>th</sup> day of June, 2018.

\_\_\_\_\_  
Vicki Warren, Mayor

Attest:

\_\_\_\_\_  
Stephanie Roseen, Deputy City Clerk

State of California     )  
County of Riverside    )ss  
City of Canyon Lake    )

I, Stephanie Roseen, Deputy City Clerk of the City of Canyon Lake, California, DO HEREBY CERTIFY, that the foregoing is a true and correct copy of Resolution No. 2018-16 adopted by the City Council of the City of Canyon Lake, California, at a regular meeting thereof, held on June 6, 2018 by the following vote:

AYES:

NOES:

ABSENT:

ABSTAIN:

---

Stephanie Roseen, Deputy City Clerk

**“Exhibit A”**

**CITY OF CANYON LAKE**

**2018-2019 APPROPRIATIONS COMPUTATION**

2017-2018 Appropriations Limit	\$5,614,442
Multiply by Cumulative Growth Factor (See below from “C”)	
2018-2019 Appropriations Limit	\$5,893,480
(a) *Inflation Change = 3.67 %	1.0367 ratio
(b) **Population Change for City = 01.25%	1.0125 ratio
(c) Cumulative Growth Factor Calculation: 1.0367 X 1.0125	1.0497 ratio

\* California per capita personal income selected

\*\* City percentage change



**City of Canyon Lake  
Revenue Summary by Fund  
Fiscal Year 2018-2019**

<b>Fund Type &amp; Name</b>	<b>Actual Revenue 2015-16</b>	<b>Actual Revenue 2016-17</b>	<b>Budgeted Revenue 2017-18</b>	<b>Proposed Revenue 2018-19</b>
<b>GENERAL FUND</b>				
General Fund	\$ 4,714,788	\$ 4,826,852	\$ 4,865,163	\$ 5,005,880
<b>SPECIAL REVENUE FUNDS</b>				
Gas Tax	251,861	206,378	292,700	463,240
Measure A	171,301	170,673	175,400	185,500
AQMD Trust	14,863	13,368	13,200	13,200
Law Enforcement Grants	114,618	129,107	100,000	125,000
Miscellaneous Grants	-	-	-	-
<b>TOTAL SPECIAL REVENUE</b>	<b>\$ 552,643</b>	<b>\$ 519,526</b>	<b>\$ 581,300</b>	<b>\$ 786,940</b>
<b>DEBT SERVICE FUND</b>				
Debt Service	\$ 4,056	\$ -	\$ -	\$ -
<b>CAPITAL IMPROVEMENT FUND</b>				
Capital Projects	\$ -	\$ 22,717	\$ 34,800	\$ -
<b>TOTAL</b>	<b>\$ 5,271,487</b>	<b>\$ 5,369,095</b>	<b>\$ 5,481,263</b>	<b>\$ 5,792,820</b>

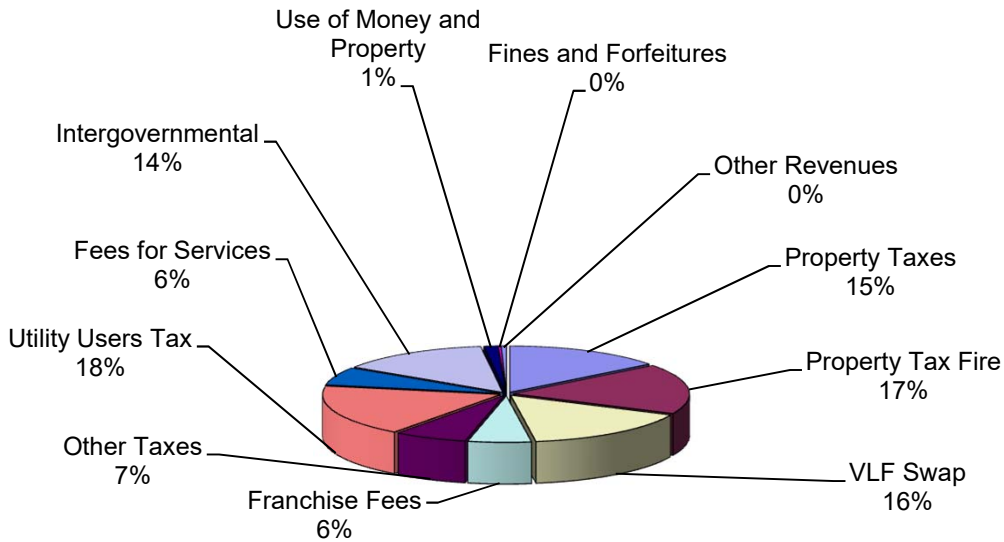
**City of Canyon Lake  
Revenue Sources by Type  
Fiscal Year 2018-2019**

<b>Fund Type &amp; Name</b>	Actual Revenue 2015-16	Actual Revenue 2016-17	Budgeted Revenue 2017-18	Proposed Revenue 2018-19
<b>GENERAL FUND</b>				
Property Taxes	\$ 760,972	\$ 793,335	\$ 816,900	\$ 842,200
Property Taxes Fire	955,399	994,817	995,000	1,010,930
VLF Swap	817,192	843,600	877,260	912,350
Sales Tax	234,033	240,026	242,000	236,400
Utility Users Tax	-	1,015,711	1,032,000	1,032,000
Franchise Fees	326,536	327,993	319,100	332,500
Other Taxes	127,532	148,407	140,800	148,000
Fees for Services	308,535	316,885	281,500	362,700
Intergovernmental	10,982	18,605	50,403	15,100
Use of Money and Property	84,825	32,502	70,200	70,700
Fines and Forfeitures	20,470	26,646	15,000	15,000
Other Revenues	43,498	68,325	25,000	28,000
<b>Total General Fund</b>	<b>\$ 3,689,974</b>	<b>\$ 4,826,852</b>	<b>\$ 4,865,163</b>	<b>\$ 5,005,880</b>
<b>SPECIAL REVENUE FUNDS</b>				
<b>Gas Tax</b>				
Intergovernmental Revenue	\$ 241,643	\$ 208,846	\$ 230,200	\$ 462,240
Use of Money and Property	10,218	(2,468)	1,000	1,000
<b>Measure A</b>				
Intergovernmental Revenue	168,134	171,438	175,000	185,000
Use of Money and Property	3,167	(765)	400	500
<b>AQMD Trust</b>				
Intergovernmental Revenue	13,754	13,640	13,000	13,000
Use of Money and Property	1,109	(272)	200	200
<b>Law Enforcement Grants</b>				
Intergovernmental Revenue	114,618	129,324	100,000	125,000
Use of Money and Property	-	(217)	-	-
<b>Miscellaneous Grants Fund</b>				
Intergovernmental Revenue	-	-	-	-
<b>Total Special Revenue</b>	<b>\$ 552,643</b>	<b>\$ 519,526</b>	<b>\$ 519,800</b>	<b>\$ 786,940</b>

**City of Canyon Lake  
Revenue Sources by Type  
Fiscal Year 2018-2019**

<b>Fund Type &amp; Name</b>	<b>Actual Revenue 2015-16</b>	<b>Actual Revenue 2016-17</b>	<b>Budgeted Revenue 2017-18</b>	<b>Proposed Revenue 2018-19</b>
<b>Debt Service</b>				
Use of Money and Property	\$ -	\$ -	\$ -	\$ -
Transfers In	4,056	-	-	-
<b>Total Debt Service</b>	<b>\$ 4,056</b>	<b>\$ -</b>	<b>\$ -</b>	<b>\$ -</b>
<b>CAPITAL IMPROVEMENT FUND</b>				
<b>Capital Projects</b>				
Intergovernmental Revenue	\$ -	\$ 22,717	\$ -	\$ -
Other Revenues	-	-	-	-
Transfers In	-	-	-	-
<b>Total Capital Projects</b>	<b>\$ -</b>	<b>\$ 22,717</b>	<b>\$ -</b>	<b>\$ -</b>
<b>TOTAL</b>	<b>\$ 4,246,673</b>	<b>\$ 5,369,095</b>	<b>\$ 5,384,963</b>	<b>\$ 5,792,820</b>

**Revenue Summary by Type**



**City of Canyon Lake  
Fiscal Year 2018-2019**

**General Fund Revenue Detail**

Code	Description	Actual 2015-16	Actual 2016-17	Budget 2017-18	Proposed 2018-19
<b>Taxes</b>					
4020	Base Property Tax (S)	\$ 680,985	\$ 710,889	\$ 731,000	\$ 755,800
4030	Base Property Tax (U)	30,342	32,861	33,500	34,000
4032	Property Tax Fire	955,399	994,817	995,000	1,010,930
4040	Homeowner-S Exemption Reimb	9,057	8,901	8,900	8,900
4050	Real Property Transfer Tax	66,472	86,112	76,800	84,000
4060	Property Tax-Py (S)	24,303	21,473	26,700	26,700
4070	Property Tax -Py (U)	1,757	2,057	2,300	2,300
4080	Property Tax 2345/Cur/Sup	10,240	12,586	10,200	10,200
4090	Property Tax 2345/Py/Sup	4,288	4,568	4,300	4,300
4705	Property Tax Vlf Swap	817,192	843,600	877,260	912,350
4100	Sales & Use Tax	234,033	240,026	242,000	236,400
4130	Utility Users Tax	1,024,814	1,015,711	1,032,000	1,032,000
4150	Franchise Fee - Cable Tv	121,176	130,378	124,000	132,000
4160	Transient Lodging Tax	61,060	62,295	64,000	64,000
4170	Edison Franchise Fee	112,965	108,070	108,000	114,000
4180	Refuse Disposal Franchise Fee	87,682	87,274	84,800	84,800
4190	So. Cal Gas Franchise Fee	4,713	2,270	2,300	1,700
	<b>Subtotal Taxes</b>	<b>\$ 4,246,478</b>	<b>\$ 4,363,888</b>	<b>\$ 4,423,060</b>	<b>\$ 4,514,380</b>
<b>Licenses, Permits &amp; Fees</b>					
4200	Construction/Bldg Permit Fee	\$ 209,525	\$ 223,863	\$ 200,000	\$ 270,000
4201	CBSC Green Fees	-	334	300	600
4202	SMIP Fees	-	848	800	1,500
4220	Site Plan Review	23,286	17,391	6,000	10,000
4225	Credit Card Convenience Fee	897	1,116	1,000	2,400
4231	Grading Fees	-	600	1,000	1,000
4250	Encroachment Fees	1,216	3,500	2,000	2,200
4786	Cable Access Fee	17,476	18,779	18,000	24,000
4450	Foreclosure Fees	5,720	1,747	4,400	2,000
4400	Business License Fee	50,415	48,707	48,000	49,000
	<b>Subtotal Licenses, Permits &amp; Fees</b>	<b>\$ 308,535</b>	<b>\$ 316,885</b>	<b>\$ 281,500</b>	<b>\$ 362,700</b>
<b>Use of Money &amp; Property</b>					
4690	Library Lease Income	\$ 40,374	\$ 42,979	\$ 45,100	\$ 45,700
4695	Multi-Purpose Lease Income	100	25	100	-
4900	Interest Income	44,351	(10,501)	25,000	25,000
	<b>Subtotal Use of Money &amp; Property</b>	<b>\$ 84,825</b>	<b>\$ 32,503</b>	<b>\$ 70,200</b>	<b>\$ 70,700</b>
<b>Intergovernmental</b>					
4700	Motor Vehicle License Fee	\$ 4,398	\$ 4,785	\$ -	\$ 4,900
4590	Grant Revenues (Emergency)	6,584	13,820	36,000	-
4596	AVA Funds	-	-	8,603	9,200
	Grant Revenues (WRCOG Beyond)	-	-	4,800	-
	Grant Revenues (DUI, Etc)	-	-	1,000	1,000
	<b>Subtotal Intergovernmental</b>	<b>\$ 10,982</b>	<b>\$ 18,605</b>	<b>\$ 50,403</b>	<b>\$ 15,100</b>
<b>Fines &amp; Forfeitures</b>					
4600	Court, Vehicle & Parking Fees	\$ 20,470	\$ 26,646	\$ 15,000	\$ 15,000
<b>Other Income</b>					
4790	Miscellaneous	\$ 43,498	\$ 68,325	\$ 25,000	\$ 25,000
4793	Veterans Donations	-	-	-	3,000
		<b>\$ 43,498</b>	<b>\$ 68,325</b>	<b>\$ 25,000</b>	<b>\$ 28,000</b>
	<b>TOTAL REVENUE</b>	<b>\$ 4,714,788</b>	<b>\$ 4,826,852</b>	<b>\$ 4,865,163</b>	<b>\$ 5,005,880</b>

City of Canyon Lake Fiscal Year 2018-2019				
General Fund Expenditure Detail				
Department	Actual 2015-16	Actual 2016-17	Budget 2017-18	Proposed 2018-19
<b>City Council</b>				
Personnel	\$ 20,593	\$ 22,791	\$ 21,340	\$ 21,702
Operations & Maintenance	35,291	42,745	48,355	44,545
<b>City Attorney</b>				
Operations & Maintenance	98,996	93,583	80,000	80,000
<b>City Manager</b>				
Personnel	188,618	268,310	274,774	278,200
Operations & Maintenance	81,295	97,866	92,890	100,070
Capital Outlay	-	-	1,000	-
<b>City Clerk</b>				
Personnel	151,968	155,073	98,803	103,609
Operations & Maintenance	15,808	29,117	27,400	38,400
<b>Finance</b>				
Personnel	5,772	2,852	3,900	4,080
Operations & Maintenance	109,550	114,620	143,425	116,850
<b>Planning</b>				
Operations & Maintenance	62,189	44,485	56,000	51,600
<b>Building &amp; Safety</b>				
Operations & Maintenance	95,362	141,421	141,600	201,660
<b>Law Enforcement</b>				
Operations & Maintenance	1,486,677	1,542,853	1,679,080	1,753,720
<b>Fire</b>				
Operations & Maintenance	813,200	1,118,775	1,455,300	2,223,870
Capital Outlay	-	4,262	1,800	7,000
<b>Emergency Preparedness</b>				
Operations & Maintenance	10,388	10,540	18,583	10,900
<b>Animal Control</b>				
Operations & Maintenance	167,872	143,973	197,000	141,990
<b>Public Works</b>				
Operations & Maintenance	75,264	100,846	92,300	42,000
<b>NPDES</b>				
Personnel	15,237	15,222	14,598	5,925
Operations & Maintenance	46,338	70,379	60,300	67,280
<b>Special Enforcement</b>				
Personnel	60,351	90,362	146,018	162,397
Operations & Maintenance	10,584	35,365	18,030	21,955
Capital Outlay	-	1,449	60,900	-
<b>Building &amp; Facilities Maintenance</b>				
Operations & Maintenance	74,931	70,856	65,280	65,250
Capital Outlay	-	-	-	1,800
<b>TOTAL EXPENDITURES</b>	<b>\$ 3,626,284</b>	<b>\$ 4,217,745</b>	<b>\$ 4,798,676</b>	<b>\$ 5,544,803</b>

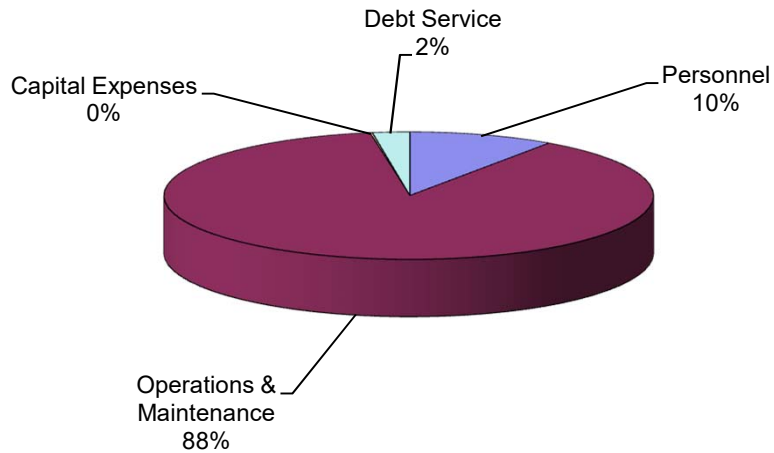
**City of Canyon Lake  
Expenditure Summary by Fund  
Fiscal Year 2018-2019**

<b>Fund Type &amp; Name</b>	<b>Actual 2015-16</b>	<b>Actual 2016-17</b>	<b>Budget 2017-18</b>	<b>Proposed 2018-19</b>
<b>GENERAL FUND</b>				
General Fund	\$ 3,626,284	\$ 4,217,745	\$ 4,798,676	\$ 5,544,803
<b>SPECIAL REVENUE FUNDS</b>				
Gas Tax	\$ 117,406	\$ 254,793	\$ 766,500	\$ 189,560
Measure A	137,000	142,001	147,000	147,000
AQMD Trust	-	-	55,000	-
Law Enforcement Grants	100,100	99,999	129,000	129,000
Miscellaneous Grants	-	-	-	-
<b>TOTAL SPECIAL REVENUE</b>	<b>\$ 354,506</b>	<b>\$ 496,793</b>	<b>\$ 1,097,500</b>	<b>\$ 465,560</b>
<b>DEBT SERVICE FUND</b>				
Debt Service	\$ 6,390	\$ -	\$ -	\$ -
<b>CAPITAL IMPROVEMENT FUND</b>				
Capital Projects	\$ -	\$ 29,427	\$ 34,800	\$ -
<b>TOTAL</b>	<b>\$ 3,987,180</b>	<b>\$ 4,743,965</b>	<b>\$ 5,930,976</b>	<b>\$ 6,010,363</b>

**City of Canyon Lake  
Expenditure Summary by Category  
Fiscal Year 2018-2019**

<b>CATEGORY/TYPE</b>	<b>Actual 2015-16</b>	<b>Actual 2016-17</b>	<b>Budget 2017-18</b>	<b>Proposed 2018-19</b>
<b>Personnel</b>	\$ 449,221	\$ 554,610	\$ 552,909	\$ <b>575,913</b>
<b>Operations &amp; Maintenance</b>	3,537,482	4,012,216	5,000,640	<b>5,278,650</b>
<b>Capital Expenses</b>	33,248	35,138	152,600	<b>8,800</b>
<b>Debt Service</b>	281,945	142,001	147,000	<b>147,000</b>
<b>Transfers Out</b>	4,056	-	-	-
<b>TOTAL</b>	<b>\$ 4,305,952</b>	<b>\$ 4,743,965</b>	<b>\$ 5,853,149</b>	<b>\$ 6,010,363</b>

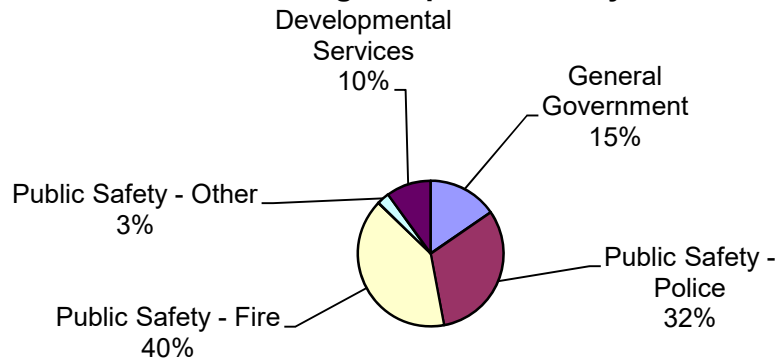
**Expenditures by Category Fiscal Year 2018-19**



**City of Canyon Lake  
General Fund Budget Expenditure Summary  
Fiscal Year 2018-2019**

Department/Division	Personnel	O & M	Capital	Total
<b>GENERAL GOVERNMENT</b>				
100 City Council	\$ 21,702	\$ 44,545	\$ -	\$ 66,247
200 City Attorney	-	80,000	-	80,000
310 City Manager	278,200	100,070	-	378,270
320 City Clerk	103,609	38,400	-	142,009
330 Finance	4,080	116,850	-	120,930
550 P W Building & Fac Maint	-	65,250	1,800	67,050
<b>SUBTOTAL</b>	<b>\$ 407,591</b>	<b>\$ 445,115</b>	<b>\$ 1,800</b>	<b>\$ 854,506</b>
<b>DEVELOPMENT SERVICES</b>				
350 Planning	\$ -	\$ 51,600	\$ -	\$ 51,600
360 Building and Safety	-	201,660	-	201,660
510 Public Works Administration	-	42,000	-	42,000
515 NPDES	5,925	67,280	-	73,205
520 Special Enforcement	162,397	21,955	-	184,352
<b>SUBTOTAL</b>	<b>\$ 168,322</b>	<b>\$ 384,495</b>	<b>\$ -</b>	<b>\$ 552,817</b>
<b>PUBLIC SAFETY</b>				
410 Law Enforcement	\$ -	\$ 1,753,720	\$ -	\$ 1,753,720
420 Fire & Medical Aid	-	2,223,870	7,000	2,230,870
425 Emergency Preparedness	-	10,900	-	10,900
430 Animal Control	-	141,990	-	141,990
<b>SUBTOTAL</b>	<b>\$ -</b>	<b>\$ 4,130,480</b>	<b>\$ 7,000</b>	<b>\$ 4,137,480</b>
<b>TOTAL</b>	<b>\$ 575,913</b>	<b>\$ 4,960,090</b>	<b>\$ 8,800</b>	<b>\$ 5,544,803</b>

**General Fund Budget Expenditures by Function**



**City of Canyon Lake  
Fund Balance Summary  
Fiscal Year 2018-2019**

<b>Fund Type &amp; Name</b>	<b>Estimated Available Balance 06/30/18</b>	<b>+</b>	<b>Estimated Revenues 2018-19</b>	<b>=</b>	<b>Funds Available 2018-19</b>	<b>-</b>	<b>Budgeted Appropriations 2018-19</b>	<b>=</b>	<b>Estimated Available Balance 06/30/19</b>
<b>GENERAL FUND</b>									
General Fund	\$ 3,850,000		\$ 5,005,880 *		\$ 8,855,880		\$ 5,544,803 *		\$ 3,311,077
<b>SPECIAL REVENUE FUNDS</b>									
Gas Tax	\$ 545,000		\$ 463,240		\$ 1,008,240		\$ 189,560		\$ 818,680
Measure A	353,000		185,500		538,500		147,000		391,500
AQMD Trust	71,000		13,200		84,200		-		84,200
Law Enforcement Grants	70,000		125,000		195,000		129,000		66,000
Miscellaneous grants	21,600		-		21,600		-		21,600
<b>TOTAL SPECIAL REVENUE</b>	<b>\$ 1,060,600</b>		<b>\$ 786,940</b>		<b>\$ 1,847,540</b>		<b>\$ 465,560</b>		<b>\$ 1,381,980</b>
<b>DEBT SERVICE FUND</b>									
Debt Service	\$ -		\$ -		\$ -		\$ -		\$ -
<b>CAPITAL IMPROVEMENT FUND</b>									
Capital Projects	\$ 376,000		\$ -		\$ 376,000		\$ -		\$ 376,000
<b>TOTAL</b>	<b>\$ 5,286,600</b>	<b>+</b>	<b>\$ 5,792,820</b>	<b>=</b>	<b>\$ 11,079,420</b>	<b>-</b>	<b>\$ 6,010,363</b>	<b>=</b>	<b>\$ 5,069,057</b>

\* The proposed General Fund Budget anticipates a budgeted deficit of \$ (538,923)

**City of Canyon Lake  
Budget Summary  
Fiscal Year 2018-2019**

<u>General Government</u>		<u>City Council - 100</u>			
Function - Department		Division - Code			
Object Acct #		Actual 2015-16	Actual 2016-17	Budget 2017-18	Proposed 2018-19
<b>PERSONNEL COSTS</b>					
6010	Salaries and Wages	\$ 18,000	\$ 18,900	\$ 18,000	\$ 18,600
6080	Benefits	2,593	3,891	3,340	3,102
	<b>Personnel Total:</b>	<b>\$ 20,593</b>	<b>\$ 22,791</b>	<b>\$ 21,340</b>	<b>\$ 21,702</b>
<b>OPERATIONS &amp; MAINTENANCE COSTS</b>					
6210	Office Expense and Supplies	\$ -	\$ -	\$ -	\$ -
6220	Departmental Expense	6,473	7,641	8,610	7,000
6510	Conference/Meeting/Travel Exp	7,583	6,311	8,700	8,700
6520	Membership/Dues/Publications	13,913	13,952	14,800	15,350
6610	Professional/Specialized Services	-	-	5,000	-
6830	Promotion and Advertising	7,322	14,841	11,245	13,495
	<b>O &amp; M Total:</b>	<b>\$ 35,291</b>	<b>\$ 42,745</b>	<b>\$ 48,355</b>	<b>\$ 44,545</b>
<b>CAPITAL COSTS</b>					
	None	\$ -	\$ -	\$ -	\$ -
<b><u>DIVISION SUMMARY</u></b>					
	Personnel	\$ 20,593	\$ 22,791	\$ 21,340	\$ 21,702
	Operations & Maintenance	35,291	42,745	48,355	44,545
	Capital	-	-	-	-
		<b>\$ 55,884</b>	<b>\$ 65,536</b>	<b>\$ 69,695</b>	<b>\$ 66,247</b>

**City of Canyon Lake  
Budget Detail  
Fiscal Year 2018-2019**

<b>General Government</b>		<b>City Council - 100</b>	
<b>Function - Department</b>		<b>Division - Code</b>	
Object		Budget	Proposed
Acct #	Description and Justification	2017-18	2018-19
6010	<b>Salaries and Wages</b>	\$ 18,000	\$ 18,600
	City Council Members (5)		
6080	<b>Benefits</b>	3,340	3,102
	Medicare/Workers Comp		
<b>Personnel Total:</b>		\$ 21,340	\$ 21,702
6220	<b>Departmental Expense</b>	\$ 8,610	\$ 7,000
6240	<b>Printing</b>	-	-
	Printing of Council materials		
6510	<b>Conference/Meeting/Travel Exp</b>	8,700	8,700
	League of CA Cities Conference		\$ 7,100
	League Division Meetings		\$ 700
	Miscellaneous Meetings		\$ 500
	Chamber Meetings		\$ 400
6520	<b>Membership/Dues/Publications</b>	14,800	15,350
	League of CA Cities		\$ 5,900
	Riverside Division		\$ 100
	SCAG		\$ 1,220
	WRCOG		\$ 1,450
	WRCOG Solid Waste		\$ 800
	LAFCO		\$ 800
	2-1-1 Riverside County		\$ 380
	Merchant Owners Assoc (assessment)		\$ 4,700
6610	<b>Professional/Specialized Services</b>	5,000	-
	Lobbyist		\$ -
6830	<b>Promotion and Advertising</b>	11,245	13,495
	Chamber of Commerce		\$ 2,875
	Veterans Day Celebration		\$ 4,200
	Christmas Tree Lighting		\$ 2,500
	Advertisement/Promotion		\$ 1,000
	Windows		\$ 120
	Trauma Intervention Program		\$ 1,500
	Student of the Month		\$ 800
	Fiesta Days Sponsorship		\$ 500
<b>O &amp; M Total:</b>		\$ 48,355	\$ 44,545

**City of Canyon Lake  
Budget Summary  
Fiscal Year 2018-2019**

<u>General Government</u>		<u>City Attorney - 200</u>			
Function - Department		Division - Code			
Object Acct #		Actual 2015-16	Actual 2016-17	Budget 2017-18	Proposed 2018-19
	<b>PERSONNEL COSTS</b>				
	None	\$ -	\$ -	\$ -	\$ -
	<b>OPERATIONS &amp; MAINTENANCE COSTS</b>				
6610	Professional/Specialized Services	\$ 98,996	\$ 93,583	\$ 80,000	\$ 80,000
	<b>O &amp; M Total:</b>	\$ 98,996	\$ 93,583	\$ 80,000	\$ 80,000
	<b>CAPITAL COSTS</b>				
	None	\$ -	\$ -	\$ -	\$ -
	<b><u>DIVISION SUMMARY</u></b>				
	Personnel	\$ -	\$ -	\$ -	\$ -
	Operations & Maintenance	98,996	93,583	80,000	80,000
	Capital	-	-	-	-
		<u>\$ 98,996</u>	<u>\$ 93,583</u>	<u>\$ 80,000</u>	<u>\$ 80,000</u>

**City of Canyon Lake  
Budget Detail  
Fiscal Year 2018-2019**

<b>General Government</b>		<b>City Attorney - 200</b>	
<b>Function - Department</b>		<b>Division - Code</b>	
Object Acct #	Description and Justification	Budget 2017-18	Proposed 2018-19
	None	\$ -	\$ -
	<b>Personnel Total:</b>	\$ -	\$ -
6610	<b>Professional/Specialized Services</b> Attorney services	\$ 80,000	\$ 80,000
	<b>O &amp; M Total:</b>	\$ 80,000	\$ 80,000
	None	\$ -	\$ -
	<b>Capital Total:</b>	\$ -	\$ -

**City of Canyon Lake  
Budget Summary  
Fiscal Year 2018-2019**

<b>General Government</b>		<b>City Manager - 310</b>			
<b>Function - Department</b>		<b>Division - Code</b>			
<b>Object Acct #</b>		<b>Actual 2015-16</b>	<b>Actual 2016-17</b>	<b>Budget 2017-18</b>	<b>Proposed 2018-19</b>
<b>PERSONNEL COSTS</b>					
6010	Salaries and Wages	\$ 163,426	\$ 228,886	\$ 214,000	\$ 214,000
6080	Benefits	25,192	39,424	60,774	64,200
	<b>Personnel Total:</b>	<b>\$ 188,618</b>	<b>\$ 268,310</b>	<b>\$ 274,774</b>	<b>\$ 278,200</b>
<b>OPERATIONS &amp; MAINTENANCE COSTS</b>					
6210	Office Expense and Supplies	\$ 13,879	\$ 19,359	\$ 16,720	\$ 18,540
6215	EOC Equipment/Supplies	-	-	-	-
6220	Departmental Expense	262	525	300	300
6310	Communications	764	812	1,020	1,620
6440	Mileage Reimbursement	514	-	250	-
6510	Conference/Meeting/Travel Exp	80	6,372	5,600	5,600
6610	Professional/Specialized Services	33,480	40,530	36,100	38,900
6710	Training and Education	526	-	1,000	-
6965	Credit Card Fees	1,340	952	800	1,400
6840	Liability Property Ins & Deductible	30,450	29,316	31,100	33,710
	<b>O &amp; M Total:</b>	<b>\$ 81,295</b>	<b>\$ 97,866</b>	<b>\$ 92,890</b>	<b>\$ 100,070</b>
<b>CAPITAL COSTS</b>					
8010	Computer Upgrade	\$ -	\$ -	\$ 1,000	\$ -
	<b>Capital Total:</b>	<b>\$ -</b>	<b>\$ -</b>	<b>\$ 1,000</b>	<b>\$ -</b>
<b>DIVISION SUMMARY</b>					
	Personnel	\$ 188,618	\$ 268,310	\$ 274,774	\$ 278,200
	Operations & Maintenance	81,295	97,866	92,890	100,070
	Capital	-	-	1,000	-
		<b>\$ 269,913</b>	<b>\$ 366,176</b>	<b>\$ 368,664</b>	<b>\$ 378,270</b>

**City of Canyon Lake  
Budget Detail  
Fiscal Year 2018-2019**

<b>General Government</b>		<b>City Manager - 310</b>	
<b>Function - Department</b>		<b>Division - Code</b>	
Object Acct #	Description and Justification	Budget 2017-18	Proposed 2018-19
6010	<b>Salaries and Wages</b>	\$ 214,000	\$ 214,000
	City Manager	\$ 130,000	
	Administrative Service Mgr	\$ 84,000	
6080	<b>Benefits</b>	60,774	64,200
	Medical/Dental/PERS/WC/Medicare		
	<b>Personnel Total:</b>	<b>\$ 274,774</b>	<b>\$ 278,200</b>
6210	<b>Office Expense and Supplies</b>	\$ 16,720	\$ 18,540
	General office supplies		
6220	<b>Departmental Expense</b>	300	300
6310	<b>Communications</b>	1,020	1,620
	Telephones	\$ 1,320	
	Service charge IPADs	\$ 300	
6440	<b>Mileage Reimbursement</b>	250	-
6510	<b>Conference/Meeting/Travel Exp</b>	5,600	5,600
	League of CA Cities Conference	\$ 1,400	
	League Division Meetings	\$ 200	
	ICMA Conference	\$ 2,500	
	League Division City Manager Conf	\$ 1,500	
6520	<b>Membership/Dues/Publications</b>	-	-
	CCMFA	\$ -	
6610	<b>Professional/Specialized Services</b>	36,100	38,900
	Support services	\$ 26,700	
	Licensing	\$ 4,000	
	Server and backup upgrades	\$ 2,000	
	Annual Website update	\$ 4,800	
	Web domain	\$ 100	
	Carbonite offsite backup	\$ 1,300	
6710	<b>Training and Education</b>	1,000	-
6840	<b>Liability Property Ins &amp; Deductible</b>	31,100	33,710
	General Liability Premium	\$ 27,000	
	Property Premium	\$ 2,930	
	Cyber	\$ 800	
	Crime Bond	\$ 750	
	ERMA	\$ 2,230	
6965	<b>Credit Card fees</b>	800	1,400
	<b>O &amp; M Total:</b>	<b>\$ 92,890</b>	<b>\$ 100,070</b>
8010	<b>Computer Upgrade</b>	\$ 1,000	\$ -
	<b>Capital Total:</b>	<b>\$ 1,000</b>	<b>\$ -</b>

**City of Canyon Lake  
Budget Summary  
Fiscal Year 2018-2019**

<b>General Government</b>		<b>City Clerk - 320</b>			
<b>Function - Department</b>		<b>Division - Code</b>			
Object Acct #		Actual 2015-16	Actual 2016-17	Budget 2017-18	Proposed 2018-19
<b>PERSONNEL COSTS</b>					
6010	Salaries and Wages	\$ 129,403	\$ 131,407	\$ 72,919	\$ 76,686
6080	Benefits	22,565	23,666	25,884	26,923
	<b>Personnel Total:</b>	<b>\$ 151,968</b>	<b>\$ 155,073</b>	<b>\$ 98,803</b>	<b>\$ 103,609</b>
<b>OPERATIONS &amp; MAINTENANCE COSTS</b>					
6220	Departmental Expense	\$ 10,088	\$ 7,061	\$ 6,900	\$ 7,200
6240	Printing	3,460	801	3,700	4,900
6440	Mileage Reimbursement	121	346	400	200
6510	Conference/Meeting/Travel Exp	1,500	70	200	200
6520	Membership/Dues/Publications	639	440	1,100	1,050
6610	Professional/Specialized Services	-	14,498	11,800	24,000
6710	Training and Education	-	5,901	3,300	850
	<b>O &amp; M Total:</b>	<b>\$ 15,808</b>	<b>\$ 29,117</b>	<b>\$ 27,400</b>	<b>\$ 38,400</b>
<b>CAPITAL COSTS</b>					
8010	Computer Upgrade	\$ -	\$ -	\$ -	\$ -
	<b>Capital Total:</b>	<b>\$ -</b>	<b>\$ -</b>	<b>\$ -</b>	<b>\$ -</b>
<b><u>DIVISION SUMMARY</u></b>					
	Personnel	\$ 151,968	\$ 155,073	\$ 98,803	\$ 103,609
	Operations & Maintenance	15,808	29,117	27,400	38,400
	Capital	-	-	-	-
		<b>\$ 167,776</b>	<b>\$ 184,190</b>	<b>\$ 126,203</b>	<b>\$ 142,009</b>

**City of Canyon Lake  
Budget Detail  
Fiscal Year 2018-2019**

<b>General Government</b>		<b>City Clerk - 320</b>	
<b>Function - Department</b>		<b>Division - Code</b>	
Object Acct #	Description and Justification	Budget 2017-18	Proposed 2018-19
6010	<b>Salaries and Wages</b>	\$ 72,919	\$ 76,686
	City Clerk	\$ -	
	Deputy City Clerk	\$ 41,496	
	Senior Office Specialist/Code	\$ 13,698	
	Office Specialist Part-time	\$ 21,492	
6080	<b>Benefits</b>	25,884	26,923
	Medical/Dental/PERS/WC/Medicare		
<b>Personnel Total:</b>		\$ 98,803	\$ 103,609
6220	<b>Departmental Expense</b>	\$ 6,900	\$ 7,200
	Meeting taping	\$ 5,300	
	Service charge IPADs	\$ 300	
	Hosted mail subscriptions	\$ 600	
	Miscellaneous	\$ 1,000	
6240	<b>Printing</b>	3,700	4,900
6440	<b>Mileage Reimbursement</b>	400	200
6510	<b>Conference/Meeting/Travel Exp</b>	200	200
	Miscellaneous meetings	\$ 200	
6520	<b>Membership/Dues/Publications</b>	1,100	1,050
	Notary	\$ 100	
	IIMC	\$ 110	
	Publications	\$ 700	
	So Cal Clerks	\$ 140	
6610	<b>Professional/Specialized Services</b>	11,800	24,000
	City Clerk Consultant/Election	\$ 4,000	
	Election-Registrar of Voters	\$ 20,000 *	
6710	<b>Training and Education</b>	3,300	850
<b>O &amp; M Total:</b>		\$ 27,400	\$ 38,400
8010	<b>Computer Replacement</b>	\$ -	\$ -
<b>Capital Total:</b>		\$ -	\$ -

\* = One time expenditure.

**City of Canyon Lake  
Budget Summary  
Fiscal Year 2018-2019**

<b>General Government</b>		<b>Finance - 330</b>			
<b>Function - Department</b>		<b>Division - Code</b>			
Object Acct #		Actual 2015-16	Actual 2016-17	Budget 2017-18	Proposed 2018-19
<b>PERSONNEL COSTS</b>					
6010	Salaries and Wages	\$ -	\$ -	\$ -	\$ -
6080	Benefits	5,772	2,852	3,900	4,080
	<b>Personnel Total:</b>	<b>\$ 5,772</b>	<b>\$ 2,852</b>	<b>\$ 3,900</b>	<b>\$ 4,080</b>
<b>OPERATIONS &amp; MAINTENANCE COSTS</b>					
6210	Office Expense and Supplies	\$ 10,653	\$ 13,786	\$ 9,600	\$ 9,600
6220	Departmental Expense	2,012	2,436	250	100
6440	Mileage Reimbursement	36	-	250	-
6530	Software	1,363	803	825	850
6610	Professional/Specialized Services	85,486	87,345	122,300	96,300
6612	Annual Audit Expense	10,000	10,250	10,000	10,000
6710	Training and Education	-	-	200	-
	<b>O &amp; M Total:</b>	<b>\$ 109,550</b>	<b>\$ 114,620</b>	<b>\$ 143,425</b>	<b>\$ 116,850</b>
<b>CAPITAL COSTS</b>					
8010	Computer Upgrade	\$ -	\$ -	\$ -	\$ -
	<b>Capital Total:</b>	<b>\$ -</b>	<b>\$ -</b>	<b>\$ -</b>	<b>\$ -</b>
<b>DIVISION SUMMARY</b>					
	Personnel	\$ 5,772	\$ 2,852	\$ 3,900	\$ 4,080
	Operations & Maintenance	109,550	114,620	143,425	116,850
	Capital	-	-	-	-
		<b>\$ 115,322</b>	<b>\$ 117,472</b>	<b>\$ 147,325</b>	<b>\$ 120,930</b>

**City of Canyon Lake  
Budget Detail  
Fiscal Year 2018-2019**

<b>General Government</b>		<b>Finance - 330</b>	
<b>Function - Department</b>		<b>Division - Code</b>	
Object		Budget	Proposed
Acct #	Description and Justification	2017-18	2018-19
6010	<b>Salaries and Wages</b>	\$ -	\$ -
	Accounting Specialist	\$ -	
6080	<b>Benefits</b>	3,900	4,080
	Retiree Medical	\$ 4,080	
<b>Personnel Total:</b>		\$ 3,900	\$ 4,080
6210	<b>Office Expense and Supplies</b>	\$ 9,600	\$ 9,600
	Toshiba lease and supplies		
6220	<b>Departmental Expense</b>	250	100
	Bank charges	\$ 100	
6440	<b>Mileage Reimbursement</b>	250	-
6520	<b>Membership/Dues/Publications</b>	-	-
		\$ -	
6530	<b>Software</b>	825	850
	Abila MIP Licensing	\$ 850	
6610	<b>Professional/Specialized Services</b>	122,300	96,300
	Contract Accounting Firm	\$ 82,800	
	HDL	\$ 2,500	
	GASB 68 Actuarial PERS	\$ 1,300	
	GASB 75 Actuarial	\$ 1,300	
	Software support plan	\$ 600	
	Payroll service	\$ 3,800	
	Data recovery fee	\$ 4,000 *	
6612	<b>Annual Audit Expense</b>	10,000	10,000
6710	<b>Training and Education</b>	200	-
	Computer	\$ -	
<b>O &amp; M Total:</b>		\$ 143,425	\$ 116,850
8010	<b>Computer Upgrade</b>	\$ -	\$ -
<b>Capital Total:</b>		\$ -	\$ -

\* One time expenditure.

**City of Canyon Lake  
Budget Summary  
Fiscal Year 2018-2019**

<b>Development Services</b>		<b>Planning - 350</b>			
<b>Function - Department</b>		<b>Division - Code</b>			
<b>Object Acct #</b>		<b>Actual 2015-16</b>	<b>Actual 2016-17</b>	<b>Budget 2017-18</b>	<b>Proposed 2018-19</b>
<b>PERSONNEL COSTS</b>					
6010	Salaries and Wages	\$ -	\$ -	\$ -	\$ -
6080	Benefits	-	-	-	-
	<b>Personnel Total:</b>	<b>\$ -</b>	<b>\$ -</b>	<b>\$ -</b>	<b>\$ -</b>
<b>OPERATIONS &amp; MAINTENANCE COSTS</b>					
6220	Departmental Expense	\$ 100	\$ -	\$ -	\$ -
6616	Regular Planning Services	62,089	44,485	56,000	<b>51,600</b>
6619	General Plan Services	-	-	-	-
	<b>O &amp; M Total:</b>	<b>\$ 62,189</b>	<b>\$ 44,485</b>	<b>\$ 56,000</b>	<b>\$ 51,600</b>
<b>CAPITAL COSTS</b>					
	None	\$ -	\$ -	\$ -	\$ -
<b>DIVISION SUMMARY</b>					
	Personnel	\$ -	\$ -	\$ -	\$ -
	Operations & Maintenance	62,189	44,485	56,000	<b>51,600</b>
	Capital	-	-	-	-
		<b>\$ 62,189</b>	<b>\$ 44,485</b>	<b>\$ 56,000</b>	<b>\$ 51,600</b>

**City of Canyon Lake  
Budget Detail  
Fiscal Year 2018-2019**

<b>Development Services</b>		<b>Planning - 350</b>	
<b>Function - Department</b>		<b>Division - Code</b>	
Object Acct #	Description and Justification	Budget 2017-18	Proposed 2018-19
6010	<b>Salaries and Wages</b>	\$ -	\$ -
	Planning Tech	\$ -	\$ -
6080	<b>Benefits</b>	-	-
	Medicare, SUI, WC	-	-
<b>Personnel Total:</b>		\$ -	\$ -
6220	<b>Departmental Expense</b>	\$ -	\$ -
6616	<b>Regular Planning Services</b>	56,000	51,600
	Contract City Planner	\$ 51,600	
<b>O &amp; M Total:</b>		\$ 56,000	\$ 51,600
<b>None</b>			
<b>Capital Total:</b>		\$ -	\$ -

**City of Canyon Lake  
Budget Summary  
Fiscal Year 2018-2019**

<u>Development Services</u>		<u>Building &amp; Safety - 360</u>			
Function - Department		Division - Code			
Object Acct #		Actual 2015-16	Actual 2016-17	Budget 2017-18	Proposed 2018-19
<b>PERSONNEL COSTS</b>					
6015	Special Enforcement Salary	\$ -	\$ -	\$ -	\$ -
6080	Benefits	-	-	-	-
	<b>Personnel Total:</b>	\$ -	\$ -	\$ -	\$ -
<b>OPERATIONS &amp; MAINTENANCE COSTS</b>					
6220	Departmental Expenses	\$ 2,006	\$ 1,783	\$ 1,600	\$ 3,260
6610	Professional/Specialized Services	93,356	139,638	140,000	198,400
	<b>O &amp; M Total:</b>	\$ 95,362	\$ 141,421	\$ 141,600	\$ 201,660
<b>CAPITAL COSTS</b>					
	None	\$ -	\$ -	\$ -	\$ -
<b><u>DIVISION SUMMARY</u></b>					
	Personnel	\$ -	\$ -	\$ -	\$ -
	Operations & Maintenance	95,362	141,421	141,600	201,660
	Capital	-	-	-	-
		<u>\$ 95,362</u>	<u>\$ 141,421</u>	<u>\$ 141,600</u>	<u>\$ 201,660</u>

**City of Canyon Lake  
Budget Detail  
Fiscal Year 2018-2019**

<u>Development Services</u>		<u>Building &amp; Safety - 360</u>	
Function - Department		Division - Code	
Object Acct #	Description and Justification	Budget 2017-18	Proposed 2018-19
6015	<b>Special Enforcement Salary</b>	\$ -	\$ -
6080	<b>Benefits</b>	-	-
	Medical/Dental/PERS/WC/Medicare \$ -		
<b>Personnel Total:</b>		\$ -	\$ -
6220	<b>Departmental Expense</b>	\$ 1,600	\$ 3,260
6610	<b>Professional/Specialized Services</b>	140,000	198,400
	Consulting Services \$ 196,000		
	Software \$ 2,400		
<b>O &amp; M Total:</b>		\$ 141,600	201,660
<b>None</b>		\$ -	\$ -
<b>Capital Total:</b>		\$ -	\$ -

**City of Canyon Lake  
Budget Summary  
Fiscal Year 2018-2019**

<u>Public Safety - Police</u>		<u>Law Enforcement - 410</u>		
<u>Function - Department</u>		<u>Division - Code</u>		
<u>Object Acct #</u>	<u>Actual 2015-16</u>	<u>Actual 2016-17</u>	<u>Budget 2017-18</u>	<u>Proposed 2018-19</u>
<b>PERSONNEL COSTS</b>				
None	\$ -	\$ -	\$ -	\$ -
<b>OPERATIONS &amp; MAINTENANCE COSTS</b>				
6220 Departmental Expense	\$ -	\$ -	\$ 350	\$ 370
6240 Printing	1,932	251	200	500
6310 Communications	-	2	-	-
6335 Facility Rate	51,943	53,200	55,000	55,810
6410 Vehicle & Equip Maint/Support	-	10	1,800	3,600
6610 Professional/Specialized Services	1,407,504	1,464,527	1,584,430	1,658,420
6845 Booking Fees	6,149	7,362	20,000	16,780
6850 Cal ID	10,826	10,901	10,700	11,140
6861 County RMS System	8,323	6,600	6,600	6,600
6866 Gang Task Force	-	-	-	-
<b>O &amp; M Total:</b>	<b>\$ 1,486,677</b>	<b>\$ 1,542,853</b>	<b>\$ 1,679,080</b>	<b>\$ 1,753,720</b>
<b>CAPITAL COSTS</b>				
8001 New Vehicles	-	-	-	-
<b>Capital Total:</b>	<b>\$ -</b>	<b>\$ -</b>	<b>\$ -</b>	<b>\$ -</b>
<b>DIVISION SUMMARY</b>				
Personnel	\$ -	\$ -	\$ -	\$ -
Operations & Maintenance	1,486,677	1,542,853	1,679,080	1,753,720
Capital	-	-	-	-
	<b>\$ 1,486,677</b>	<b>\$ 1,542,853</b>	<b>\$ 1,679,080</b>	<b>\$ 1,753,720</b>

**City of Canyon Lake  
Budget Detail  
Fiscal Year 2018-2019**

<b>Public Safety - Police</b>		<b>Law Enforcement - 410</b>	
<b>Function - Department</b>		<b>Division - Code</b>	
Object Acct #	Description and Justification	Budget 2017-18	Proposed 2018-19
None		\$ -	\$ -
<b>Personnel Total:</b>		\$ -	\$ -
6210	<b>Office Expense and Supplies</b>	\$ -	\$ -
6220	<b>Departmental Expense</b>	350	370
6240	<b>Printing</b>	200	500
6335	<b>Facility Rate</b>	55,000	55,810
6410	<b>Vehicle &amp; Equip Maint/Support</b>	1,800	3,600
6510	<b>Conference/Meeting/Travel Exp</b>	-	500
6610	<b>Professional/Specialized Services</b>	1,584,430	1,658,420
	Police Services (total)		\$ 1,766,000
6620	Extra Duty		\$ 21,420
	Less CalCOPS Fund offset		\$ (129,000) #
6845	<b>Booking Fees</b>	20,000	16,780
	County Booking		\$ 11,970
6846	Blood/Alcohol Analysis		\$ 4,810
6850	<b>Cal ID</b>	10,700	11,140
6861	<b>County RMS System</b>	6,600	6,600
<b>O &amp; M Total:</b>		\$ 1,679,080	\$ 1,753,720
8000	<b>Boats</b>	\$ -	\$ -
8001	<b>New Vehicles</b>		
8010	<b>Vehicle Replacement</b>	-	-
<b>Capital Total:</b>		\$ -	\$ -

# = Amount of Law Enforcement costs charged to the Police Grants Fund.

**City of Canyon Lake  
Budget Summary  
Fiscal Year 2018-2019**

<b>Public Safety - Fire</b>		<b>Fire &amp; Medical - 420</b>			
<b>Function - Department</b>		<b>Division - Code</b>			
<u>Object Acct #</u>		<b>Actual 2015-16</b>	<b>Actual 2016-17</b>	<b>Budget 2017-18</b>	<b>Proposed 2018-19</b>
<b>PERSONNEL COSTS</b>					
6010	Salaries and Wages	\$ 36,020	\$ -	\$ -	\$ -
6080	Benefits	830	-	-	-
	<b>Personnel Total:</b>	<b>\$ 36,850</b>	<b>\$ -</b>	<b>\$ -</b>	<b>\$ -</b>
<b>OPERATIONS &amp; MAINTENANCE COSTS</b>					
6220	Departmental Expense	\$ 732	\$ 12,953	\$ 4,000	\$ 4,480
6320	Utilities	6,509	3,544	12,300	11,840
6610	Professional/Specialized Services	805,959	1,098,165	1,436,000	2,204,550
6720	Landscape Maint/Repair	-	4,113	3,000	3,000
	<b>O &amp; M Total:</b>	<b>\$ 813,200</b>	<b>\$ 1,118,775</b>	<b>\$ 1,455,300</b>	<b>\$ 2,223,870</b>
<b>CAPITAL COSTS</b>					
8000	Equipment	\$ -	\$ -	\$ -	\$ -
8018	Station Upgrades	-	4,262	1,800	7,000
	<b>Capital Total:</b>	<b>\$ -</b>	<b>\$ 4,262</b>	<b>\$ 1,800</b>	<b>\$ 7,000</b>
<b><u>DIVISION SUMMARY</u></b>					
	Personnel	\$ 36,850	\$ -	\$ -	\$ -
	Operations & Maintenance	813,200	1,118,775	1,455,300	2,223,870
	Capital	-	4,262	1,800	7,000
		<b>\$ 850,050</b>	<b>\$ 1,123,037</b>	<b>\$ 1,457,100</b>	<b>\$ 2,230,870</b>

**City of Canyon Lake  
Budget Detail  
Fiscal Year 2018-2019**

<b>Public Safety - Fire</b>		<b>Fire &amp; Medical - 420</b>	
<b>Function - Department</b>		<b>Division - Code</b>	
Object Acct #	Description and Justification	Budget 2017-18	Proposed 2018-19
6010	<b>Salaries and Wages</b>	\$ -	\$ -
6080	<b>Benefits</b>	-	-
<b>Personnel Total:</b>		\$ -	\$ -
6220	<b>Departmental Expense</b>	\$ 4,000	\$ 4,480
6320	<b>Utilities</b>	12,300	11,840
	Electric	\$ 6,000	
	Water	\$ 3,720	
	Cable TV	\$ 660	
	Internet	\$ 960	
	Propane	\$ 500	
6610	<b>Professional/Specialized Services</b>	1,436,000	2,204,550
	Cal Fire Contract	\$ 2,204,550	
6720	<b>Landscape Maint/Repair</b>	3,000	3,000
<b>O &amp; M Total:</b>		\$ 1,455,300	\$ 2,223,870
8000	<b>Capital - Fencing</b>	\$ 1,800	\$ -
8018	<b>Station Upgrades - Rolling Gate</b>	-	7,000
<b>Capital Total:</b>		\$ 1,800	\$ 7,000

**City of Canyon Lake  
Budget Summary  
Fiscal Year 2018-2019**

<b>Public Safety - Emergency Preparedness</b>		<b>Emergency Preparedness - 425</b>			
<b>Function - Department</b>		<b>Division - Code</b>			
<b>Object Acct #</b>		<b>Actual 2015-16</b>	<b>Actual 2016-17</b>	<b>Budget 2017-18</b>	<b>Proposed 2018-19</b>
<b>PERSONNEL COSTS</b>					
None		\$ -	\$ -	\$ -	\$ -
<b>OPERATIONS &amp; MAINTENANCE COSTS</b>					
6215	EOC Equipment/Supplies	\$ -	\$ -	\$ 6,950	\$ -
6220	Departmental Expense	9,310	9,460	8,900	9,700
6310	Communications	1,078	1,080	1,080	1,200
6710	Training	-	-	1,653	-
	<b>O &amp; M Total:</b>	<b>\$ 10,388</b>	<b>\$ 10,540</b>	<b>\$ 18,583</b>	<b>\$ 10,900</b>
<b>CAPITAL COSTS</b>					
None		\$ -	\$ -	\$ -	\$ -
<b><u>DIVISION SUMMARY</u></b>					
	Personnel	\$ -	\$ -	\$ -	\$ -
	Operations & Maintenance	10,388	10,540	18,583	10,900
	Capital	-	-	-	-
		<b>\$ 10,388</b>	<b>\$ 10,540</b>	<b>\$ 18,583</b>	<b>\$ 10,900</b>

**City of Canyon Lake  
Budget Detail  
Fiscal Year 2018-2019**

<b>Public Safety - Emergency Preparedness</b>		<b>Emergency Preparedness - 425</b>	
<b>Function - Department</b>		<b>Division - Code</b>	
Object Acct #	Description and Justification	Budget 2017-18	Proposed 2018-19
	<b>None</b>	\$ -	\$ -
	<b>Personnel Total:</b>	\$ -	\$ -
6215	<b>Emergency Management</b>	\$ -	\$ -
	Matching Grant Expense	\$ -	
6220	<b>Departmental Expense</b>	-	
	Code Red Services	\$ 7,500	8,900
	Supplies	\$ 1,400	6,950
	Table & Chairs	\$ 800	
6310	<b>Communications (Emergency Management EOC)</b>	1,080	1,200
	Satellite Phones	\$ 1,200	
6710	<b>Training</b>	1,653	-
	<b>O &amp; M Total:</b>	\$ 18,583	\$ 10,900
	<b>None</b>	\$ -	\$ -
	<b>Capital Total:</b>	\$ -	\$ -

**City of Canyon Lake  
Budget Summary  
Fiscal Year 2018-2019**

**Public Safety - Animal Control**  
**Function - Department**

**Animal Control - 430**  
**Division - Code**

Object Acct #	Actual 2015-16	Actual 2016-17	Budget 2017-18	Proposed 2018-19
<b>PERSONNEL COSTS</b>				
None	\$ -	\$ -	\$ -	\$ -
<b>OPERATIONS &amp; MAINTENANCE COSTS</b>				
6610 Professional/Specialized Services	\$ 106,194	\$ 80,824	\$ 114,400	\$ 100,400
6900 Debt Service	61,678	63,149	82,600	41,590
<b>O &amp; M Total:</b>	<b>\$ 167,872</b>	<b>\$ 143,973</b>	<b>\$ 197,000</b>	<b>\$ 141,990</b>
<b>CAPITAL COSTS</b>				
None	\$ -	\$ -	\$ -	\$ -
<b><u>DIVISION SUMMARY</u></b>				
Personnel	\$ -	\$ -	\$ -	\$ -
Operations & Maintenance	167,872	143,973	197,000	141,990
Capital	-	-	-	-
	<b>\$ 167,872</b>	<b>\$ 143,973</b>	<b>\$ 197,000</b>	<b>\$ 141,990</b>

**City of Canyon Lake  
Budget Detail  
Fiscal Year 2018-2019**

<b>Public Safety - Animal Control</b>		<b>Animal Control - 430</b>	
<b>Function - Department</b>		<b>Division - Code</b>	
Object Acct #	Description and Justification	Budget 2017-18	Proposed 2018-19
	<b>None</b>	\$ -	\$ -
	<b>Personnel Total:</b>	\$ -	\$ -
	<b>OPERATIONS &amp; MAINTENANCE COSTS</b>		
6610	<b>Professional/Specialized Services</b>	\$ 114,400	\$ 100,400
	Animal Control	\$ 42,000	
	County Sheltering Services	\$ 58,400	
6900	<b>Interest Expense</b>	82,600	41,590
	Debt Service	\$ 36,760	
	Audit/Fiscal Agent/Admin	\$ 4,830	
	<b>O &amp; M Total:</b>	\$ 197,000	\$ 141,990
	<b>None</b>	\$ -	\$ -
	<b>Capital Total:</b>	\$ -	\$ -

**City of Canyon Lake  
Budget Summary  
Fiscal Year 2018-2019**

<u>Development Services</u>		<u>Public Works Administration - 510</u>			
Function - Department		Division - Code			
Object Acct #		Actual 2015-16	Actual 2016-17	Budget 2017-18	Proposed 2018-19
<b>PERSONNEL COSTS</b>					
6010	Salaries and Wages	\$ -	\$ -	\$ -	\$ -
6080	Benefits	-	-	-	-
	<b>Personnel Total:</b>	\$ -	\$ -	\$ -	\$ -
<b>OPERATIONS &amp; MAINTENANCE COSTS</b>					
6220	Departmental Expenses	\$ -	\$ -	\$ 300	\$ -
6610	Professional/Specialized Services	75,264	100,846	92,000	<b>42,000</b>
	<b>O &amp; M Total:</b>	\$ 75,264	\$ 100,846	\$ 92,300	\$ <b>42,000</b>
<b>CAPITAL COSTS</b>					
	None	\$ -	\$ -	\$ -	\$ -
<b><u>DIVISION SUMMARY</u></b>					
	Personnel	\$ -	\$ -	\$ -	\$ -
	Operations & Maintenance	75,264	100,846	92,300	<b>42,000</b>
	Capital	-	-	-	-
		<u>\$ 75,264</u>	<u>\$ 100,846</u>	<u>\$ 92,300</u>	<u>\$ <b>42,000</b></u>

**City of Canyon Lake  
Budget Detail  
Fiscal Year 2018-2019**

<u>Development Services</u>		<u>Public Works Administration - 510</u>	
Function - Department		Division - Code	
Object Acct #	Description and Justification	Budget 2017-18	Proposed 2018-19
6015	<b>Salaries and Wages</b>	\$ -	\$ -
	Special Enforcement Salary		
6080	<b>Benefits</b>	-	-
	<b>Personnel Total:</b>	\$ -	\$ -
6220	<b>Departmental Expense</b>	\$ 300	\$ -
	Miscellaneous	\$ -	
6610	<b>Professional/Specialized Services</b>	92,000	42,000
	Charles Abbott Assoc	\$ 42,000	
	<b>O &amp; M Total:</b>	\$ 92,300	\$ 42,000
	<b>None</b>	\$ -	\$ -
	<b>Capital Total:</b>	\$ -	\$ -

**City of Canyon Lake  
Budget Summary  
Fiscal Year 2018-2019**

**Development Services**

**NPDES - 515**

Function - Department

Division - Code

Object Acct #	Actual 2015-16	Actual 2016-17	Budget 2017-18	Proposed 2018-19
<b>PERSONNEL COSTS</b>				
6015 Salaries and Wages	\$ 15,019	\$ 15,004	\$ 10,214	\$ 4,600
6080 Benefits	218	218	4,384	1,325
<b>Personnel Total:</b>	<b>\$ 15,237</b>	<b>\$ 15,222</b>	<b>\$ 14,598</b>	<b>\$ 5,925</b>
<b>OPERATIONS &amp; MAINTENANCE COSTS</b>				
6220 Departmental Expense	\$ -	\$ -	\$ -	\$ -
6520 Membership/Dues/Publications	46,338	61,563	52,300	57,280
6610 Professional/Specialized Services	-	8,816	8,000	10,000
<b>O &amp; M Total:</b>	<b>\$ 46,338</b>	<b>\$ 70,379</b>	<b>\$ 60,300</b>	<b>\$ 67,280</b>
<b>CAPITAL COSTS</b>				
None	\$ -	\$ -	\$ -	\$ -
<b><u>DIVISION SUMMARY</u></b>				
Personnel	\$ 15,237	\$ 15,222	\$ 14,598	\$ 5,925
Operations & Maintenance	46,338	70,379	60,300	67,280
Capital	-	-	-	-
	<b>\$ 61,575</b>	<b>\$ 85,601</b>	<b>\$ 74,898</b>	<b>\$ 73,205</b>

**City of Canyon Lake  
Budget Detail  
Fiscal Year 2018-2019**

<b>Development Services</b>		<b>NPDES - 515</b>	
<b>Function - Department</b>		<b>Division - Code</b>	
Object Acct #	Description and Justification	Budget 2017-18	Proposed 2018-19
6015	<b>Salaries and Wages</b>	\$ 10,214	\$ 4,600
	Code Compliance Officer	\$ -	
	Senior Office Specialist/Code Compliance Tech	\$ 4,600	
6080	<b>Benefits</b>	4,384	1,325
	Medicare, SUI, WC		
<b>Personnel Total:</b>		\$ 14,598	\$ 5,925
6320	<b>Utilities</b>	\$ -	\$ -
	TMDL Water Test	\$ -	
6520	<b>Membership/Dues/Publications</b>	52,300	57,280
	NPDES MS4 Permit Fee	\$ 9,500	
	LE/CL TMDL	\$ 22,780	
	MS4 Agreement	\$ 4,000	
	San Jacinto River Watershed Council	\$ 1,000	
	LESJWA	\$ 20,000	
6610	<b>Professional/Specialized Services</b>	8,000	10,000
	Consultant for NPDES (CAA)	\$ 10,000	
<b>O &amp; M Total:</b>		\$ 60,300	\$ 67,280
<b>None</b>		\$ -	\$ -
<b>Capital Total:</b>		\$ -	\$ -

**City of Canyon Lake  
Budget Summary  
Fiscal Year 2018-2019**

<b>Development Services</b>		<b>Special Enforcement - 520</b>			
<b>Function - Department</b>		<b>Division - Code</b>			
<b>Object Acct #</b>		<b>Actual 2015-16</b>	<b>Actual 2016-17</b>	<b>Budget 2017-18</b>	<b>Proposed 2018-19</b>
	<b>PERSONNEL COSTS</b>				
6015	Salaries and Wages	\$ 50,307	\$ 76,860	\$ 114,329	\$ 126,079
6080	Benefits	10,044	13,502	31,689	36,318
	<b>Personnel Total:</b>	<b>\$ 60,351</b>	<b>\$ 90,362</b>	<b>\$ 146,018</b>	<b>\$ 162,397</b>
	<b>OPERATIONS &amp; MAINTENANCE COSTS</b>				
6220	Department Expense	\$ 7,392	\$ 28,281	\$ 5,000	\$ 7,600
6310	Communications	853	2,008	2,700	2,700
6415	Boat Maintenance	1,029	1,143	6,000	7,000
6425	Fuels and Lubricants	1,310	2,133	2,200	2,500
6520	Membership/Dues/Publications	-	1,800	1,755	1,755
6710	Training and Education	-	-	375	400
	<b>O &amp; M Total:</b>	<b>\$ 10,584</b>	<b>\$ 35,365</b>	<b>\$ 18,030</b>	<b>\$ 21,955</b>
	<b>CAPITAL COSTS</b>				
8010	Computer Equipment	\$ -	\$ 1,449	\$ 900	\$ -
	Vehicles	-	-	60,000	-
	<b>Capital Total:</b>	<b>\$ -</b>	<b>\$ 1,449</b>	<b>\$ 60,900</b>	<b>\$ -</b>
	<b><u>DIVISION SUMMARY</u></b>				
	Personnel	\$ 60,351	\$ 90,362	\$ 146,018	\$ 162,397
	Operations & Maintenance	10,584	35,365	18,030	21,955
	Capital	-	1,449	60,900	-
		<b>\$ 70,935</b>	<b>\$ 127,176</b>	<b>\$ 224,948</b>	<b>\$ 184,352</b>

**City of Canyon Lake  
Budget Detail  
Fiscal Year 2018-2019**

<u>Development Services</u>		Special Enforcement - 520	
Function - Department		Division - Code	
Object Acct #	Description and Justification	Budget 2017-18	Proposed 2018-19
6015	<b>Salaries and Wages</b>	\$ 114,329	\$ 126,079
	Special Enforcement Supervisor	\$ 43,680	
	Special Enforcement Officer	\$ 17,416	
	Special Enforcement Officer	\$ 16,100	
	Special Enforcement Officer	\$ 21,536	
	Code Enforcement Tech	\$ 27,347	
	Compliance Tech		
6080	<b>Benefits</b>	31,689	36,318
	Medicare, SUI, WC		
<b>Personnel Total:</b>		\$ 146,018	\$ 162,397
6220	<b>Departmental Expense</b>	\$ 5,000	\$ 7,600
	Miscellaneous	\$ 1,300	
	Data Ticket/Revenue Experts	\$ 2,400	
	Pest control	\$ 400	
	Service Charge IPADs	\$ 1,200	
	3rd Radio Channel	\$ 1,600	
	Uniforms	\$ 700	
6310	<b>Communications</b>	2,700	2,700
6415	<b>Vehicle Maintenance</b>	6,000	7,000
6425	<b>Fuels and Lubricants</b>	2,200	2,500
6520	<b>Membership/Dues/Publications</b>	1,755	1,755
	Corelogic/Real Quest	\$ 1,500	
	Ca Association of Code Enf. Officers	\$ 255	
6610	<b>Professional/Specialized Services</b>	-	-
6710	<b>Training and Education</b>	375	400
<b>O &amp; M Total:</b>		\$ 18,030	\$ 21,955
8010	<b>Computer Equipment</b>	\$ 900	\$ -
	<b>Vehicles #</b>	60,000	-
<b>Capital Total:</b>		\$ 60,900	\$ -

#= One time cost, vehicle funded 60% by AVA funds and 40% General Fund

**City of Canyon Lake  
Budget Summary  
Fiscal Year 2018-2019**

<u>General Government</u>		<u>Building and Facilities Maint - 550</u>			
Function - Department		Division - Code			
Object Acct #		Actual 2015-16	Actual 2016-17	Budget 2017-18	Proposed 2018-19
<b>PERSONNEL COSTS</b>					
	None	\$ -	\$ -	\$ -	\$ -
<b>OPERATIONS &amp; MAINTENANCE COSTS</b>					
6310	Communications	\$ 1,565	\$ 2,521	\$ 2,300	\$ 2,300
6320	Utilities	26,515	27,767	28,080	27,720
6330	Rentals & Leases	15,613	14,978	15,300	15,670
6610	Professional/Specialized Services	31,238	25,590	19,600	19,560
	<b>O &amp; M Total:</b>	<b>\$ 74,931</b>	<b>\$ 70,856</b>	<b>\$ 65,280</b>	<b>\$ 65,250</b>
<b>CAPITAL COSTS</b>					
8000	Bathroom Floor	\$ -	\$ -	\$ -	\$ 1,800
	<b>Capital Total:</b>	<b>\$ -</b>	<b>\$ -</b>	<b>\$ -</b>	<b>\$ 1,800</b>
<b><u>DIVISION SUMMARY</u></b>					
	Personnel	\$ -	\$ -	\$ -	\$ -
	Operations & Maintenance	74,931	70,856	65,280	65,250
	Capital	-	-	900	1,800
		<b>\$ 74,931</b>	<b>\$ 70,856</b>	<b>\$ 66,180</b>	<b>\$ 67,050</b>

**City of Canyon Lake  
Budget Detail  
Fiscal Year 2018-2019**

<b>General Government</b>		<b>Building and Facilities Maint - 550</b>	
<b>Function - Department</b>		<b>Division - Code</b>	
Acct #	Description and Justification	Budget 2017-18	Proposed 2018-19
	<b>None</b>	\$ -	\$ -
<b>Personnel Total:</b>		\$ -	\$ -
6310	<b>Communications</b>	\$ 2,300	\$ 2,300
	High Speed Services	\$ 1,800	
	Phone System Maintenance	\$ 500	
6320	<b>Utilities</b>	28,080	27,720
	Electric	\$ 15,120	
	Gas	\$ 480	
	Water	\$ 1,200	
	Tele Pacific	\$ 6,720	
	Frontier	\$ 4,200	
6330	<b>Rentals and Leases</b>		
	Library	\$ 12,670	15,300
	Conference Room	\$ 3,000	15,670
6610	<b>Professional/Specialized Services</b>	19,600	19,560
	Pest Control	\$ 400	
	Security	\$ 780	
	HVAC	\$ 1,200	
	Janitorial	\$ 9,040	
	Fire Extinguisher service	\$ 150	
	Roof Maintenance	\$ 1,400	
	Sprinkler Service	\$ 450	
	Elevator service	\$ 4,800	
	Windows	\$ 240	
	Plumbing	\$ 1,100	
<b>O &amp; M Total:</b>		\$ 65,280	\$ 65,250
8000	<b>Furniture &amp; Equipment</b> # \$ -	\$ 900	\$ -
	<b>Bathroom Floor</b> # -	-	1,800
<b>Capital Total:</b>		\$ 900	\$ 1,800

# = One time expenditure.

**City of Canyon Lake  
Budget Summary  
Fiscal Year 2018-2019**

<b>Public Works - Streets Function - Department</b>		<b>Gas Tax - Fund 20 Division - Code</b>			
Object Acct #		Actual 2015-16	Actual 2016-17	Budget 2017-18	Proposed 2018-19
<b>PROGRAM REVENUES</b>					
4840	Gas Tax 2103	\$ 55,998	\$ 28,508	\$ 42,700	\$ 60,000
4850	Gas Tax 2105	61,204	60,016	62,000	68,000
4860	Gas Tax 2106	41,746	41,232	42,300	48,000
4870	Gas Tax 2107	79,695	76,090	80,200	90,000
4875	Gas Tax 2107.5	3,000	3,000	3,000	3,000
	Road Maintenance Rehab	-	-	61,500	193,240
4900	Interest Income	10,218	(2,468)	1,000	1,000
	<b>Program Revenue Total</b>	<b>\$ 251,861</b>	<b>\$ 206,378</b>	<b>\$ 292,700</b>	<b>\$ 463,240</b>
<b>PERSONNEL COSTS</b>					
	None	\$ -	\$ -	\$ -	\$ -
<b>OPERATIONS &amp; MAINTENANCE COSTS</b>					
6610	Professional and Specialized Services	\$ -	\$ 105,389	\$ 80,000	\$ 33,000
6320	Utilities	2,973	3,242	3,900	4,200
6720	Landscape Maintenance	67,525	112,136	92,400	92,000
6721	Street Maintenance	7,035	6,679	550,000	15,000
6722	Signal and Sign Maintenance	23,562	14,877	23,200	23,560
6724	Street Tree Trimming	-	-	5,000	5,000
6723	Reclaimed Water (RRCR)	16,311	12,470	12,000	16,800
	<b>O &amp; M Total:</b>	<b>\$ 117,406</b>	<b>\$ 254,793</b>	<b>\$ 766,500</b>	<b>\$ 189,560</b>
<b>CAPITAL COSTS</b>					
8100	Railroad Canyon Rd	\$ -	\$ -	\$ -	\$ -
	<b>Capital Total:</b>	<b>\$ -</b>	<b>\$ -</b>	<b>\$ -</b>	<b>\$ -</b>
<b><u>DIVISION SUMMARY</u></b>					
	<b>Total Revenue</b>	<b>\$ 251,861</b>	<b>\$ 206,378</b>	<b>\$ 292,700</b>	<b>\$ 463,240</b>
	<b>Personnel</b>	<b>\$ -</b>	<b>\$ -</b>	<b>\$ -</b>	<b>\$ -</b>
	<b>Operations &amp; Maintenance</b>	<b>117,406</b>	<b>254,793</b>	<b>766,500</b>	<b>189,560</b>
	<b>Capital</b>	<b>-</b>	<b>-</b>	<b>-</b>	<b>-</b>
	<b>Total Expenditures</b>	<b>\$ 117,406</b>	<b>\$ 254,793</b>	<b>\$ 766,500</b>	<b>\$ 189,560</b>
	<b>Surplus/Shortfall</b>	<b>\$ 134,455</b>	<b>\$ (48,415)</b>	<b>\$ (473,800)</b>	<b>\$ 273,680</b>
	<b>Estimated Available Reserves</b>				<b>\$ 545,000</b>

**City of Canyon Lake  
Budget Summary  
Fiscal Year 2018-2019**

<b>Public Works - Streets Function - Department</b>		<b>Measure A - Fund 21 Division - Code</b>			
Object Acct #		Actual 2015-16	Actual 2016-17	Budget 2017-18	Proposed 2018-19
<b>PROGRAM REVENUES</b>					
4550	Measure A Fees	\$ 168,134	\$ 171,438	\$ 175,000	\$ 185,000
4790	Miscellaneous Income	-	-		
4900	Interest Income	3,167	(765)	400	500
	<b>Program Revenue Total</b>	<b>\$ 171,301</b>	<b>\$ 170,673</b>	<b>\$ 175,400</b>	<b>\$ 185,500</b>
<b>PERSONNEL COSTS</b>					
	None	\$ -	\$ -	\$ -	\$ -
<b>OPERATIONS &amp; MAINTENANCE COSTS</b>					
6955	Interest Expense	\$ 2,833	\$ 2,091	\$ 1,342	\$ 587
6960	Principal Expense (RCTC advance)	134,167	139,910	82,658	83,413
	Principal Expense (County Loan)	-	-	63,000	63,000
	<b>O &amp; M Total:</b>	<b>\$ 137,000</b>	<b>\$ 142,001</b>	<b>\$ 147,000</b>	<b>\$ 147,000</b>
<b>CAPITAL COSTS</b>					
8100	None	\$ -	\$ -	\$ -	\$ -
		-	-	-	-
	<b>Capital Total:</b>	<b>\$ -</b>	<b>\$ -</b>	<b>\$ -</b>	<b>\$ -</b>
<b><u>DIVISION SUMMARY</u></b>					
	<b>Total Revenue</b>	<b>\$ 171,301</b>	<b>\$ 170,673</b>	<b>\$ 175,400</b>	<b>\$ 185,500</b>
	<b>Personnel</b>	<b>\$ -</b>	<b>\$ -</b>	<b>\$ -</b>	<b>\$ -</b>
	<b>Operations &amp; Maintenance</b>	<b>137,000</b>	<b>142,001</b>	<b>147,000</b>	<b>147,000</b>
	<b>Capital</b>	<b>-</b>	<b>-</b>	<b>-</b>	<b>-</b>
	<b>Total Expenditures</b>	<b>\$ 137,000</b>	<b>\$ 142,001</b>	<b>\$ 147,000</b>	<b>\$ 147,000</b>
	<b>Surplus/Shortfall</b>	<b>\$ 34,301</b>	<b>\$ 28,672</b>	<b>\$ 28,400</b>	<b>\$ 38,500</b>
	<b>Estimated Available Reserves</b>				<b>\$ 353,000</b>

**City of Canyon Lake  
Budget Summary  
Fiscal Year 2018-2019**

<b>General Government</b>		<b>AQMD - Fund 25</b>			
<b>Function - Department</b>		<b>Division - Code</b>			
<b>Object Acct #</b>		<b>Actual 2015-16</b>	<b>Actual 2016-17</b>	<b>Budget 2017-18</b>	<b>Proposed 2018-19</b>
	<b>PROGRAM REVENUES</b>				
4580	SCAQMD Fees	\$ 13,754	\$ 13,640	\$ 13,000	\$ 13,000
4900	Interest Income	1,109	(272)	200	200
	<b>Program Revenue Total</b>	<b>\$ 14,863</b>	<b>\$ 13,368</b>	<b>\$ 13,200</b>	<b>\$ 13,200</b>
	<b>PERSONNEL COSTS</b>				
	None	\$ -	\$ -	\$ -	\$ -
	<b>OPERATIONS &amp; MAINTENANCE COSTS</b>				
	<b>Public Works</b>				
	None	\$ -	\$ -	\$ -	\$ -
	<b>O &amp; M Total:</b>	<b>\$ -</b>	<b>\$ -</b>	<b>\$ -</b>	<b>\$ -</b>
	<b>CAPITAL COSTS</b>				
8000	Capital Outlay	\$ -	\$ -	\$ -	\$ -
	Vehicle	-	-	55,000	-
	<b>Capital Total:</b>	<b>\$ -</b>	<b>\$ -</b>	<b>\$ 55,000</b>	<b>\$ -</b>
	<b><u>DIVISION SUMMARY</u></b>				
	<b>Total Revenue</b>	<b>\$ 14,863</b>	<b>\$ 13,368</b>	<b>\$ 13,200</b>	<b>\$ 13,200</b>
	<b>Personnel</b>	<b>\$ -</b>	<b>\$ -</b>	<b>\$ -</b>	<b>\$ -</b>
	<b>Operations &amp; Maintenance</b>	<b>-</b>	<b>-</b>	<b>-</b>	<b>-</b>
	<b>Capital</b>	<b>-</b>	<b>-</b>	<b>55,000</b>	<b>-</b>
	<b>Total Expenditures</b>	<b>\$ -</b>	<b>\$ -</b>	<b>\$ 55,000</b>	<b>\$ -</b>
	<b>Surplus/Shortfall</b>	<b>\$ 14,863</b>	<b>\$ 13,368</b>	<b>\$ (41,800)</b>	<b>\$ 13,200</b>
	<b>Estimated Available Reserves</b>				<b>\$ 71,000</b>

**City of Canyon Lake  
Budget Summary  
Fiscal Year 2018-2019**

<b>Public Safety - Police Function - Department</b>		<b>Law Enforcement Grants - Fund 26 Division - Code</b>			
<b>Object Acct #</b>		<b>Actual 2015-16</b>	<b>Actual 2016-17</b>	<b>Budget 2017-18</b>	<b>Proposed 2018-19</b>
	<b>PROGRAM REVENUES</b>				
4575	CAL COPS Revenue	\$ 114,618	\$ 129,324	\$ 100,000	\$ 125,000
4900	Interest Income	-	(217)	-	-
	<b>Program Revenue Total</b>	\$ 114,618	\$ 129,107	\$ 100,000	\$ 125,000
<b>414</b>	<b>PERSONNEL COSTS</b>				
6010	Salaries and Wages	\$ -	\$ -	\$ -	\$ -
6080	Benefits	-	-	-	-
	<b>Personnel Total:</b>	\$ -	\$ -	\$ -	\$ -
<b>414</b>	<b>OPERATIONS &amp; MAINTENANCE COSTS</b>				
6610	Professional/Specialized Services	\$ 100,100	\$ 99,999	\$ 129,000	\$ 129,000
	<b>O &amp; M Total:</b>	\$ 100,100	\$ 99,999	\$ 129,000	\$ 129,000
	<b>CAPITAL COSTS</b>				
8000	Capital Outlay	\$ -	\$ -	\$ -	\$ -
	<b>Capital Total:</b>	\$ -	\$ -	\$ -	\$ -
	<b><u>DIVISION SUMMARY</u></b>				
	<b>Total Revenue</b>	\$ 114,618	\$ 129,107	\$ 100,000	\$ 125,000
	<b>Personnel</b>	\$ -	\$ -	\$ -	\$ -
	<b>Operations &amp; Maintenance</b>	100,100	99,999	129,000	129,000
	<b>Capital</b>	-	-	-	-
	<b>Total Expenditures</b>	\$ 100,100	\$ 99,999	\$ 129,000	\$ 129,000
	<b>Surplus/Shortfall</b>	\$ 14,518	\$ 29,108	\$ (29,000)	\$ (4,000)
	<b>Estimated Available Reserves</b>				\$ 70,000

**City of Canyon Lake  
Budget Summary  
Fiscal Year 2018-2019**

General Government Function - Department		Miscellaneous Grants - Fund 27 Division - Code			
Object Acct #		Actual 2015-16	Actual 2016-17	Budget 2017-18	Proposed 2018-19
	<b>PROGRAM REVENUES</b>				
4585	CDBG Grant	\$ -	\$ -	\$ -	
4590	Grant Revenue	-	-	-	-
4900	Interest Income	-	-	-	-
	<b>Program Revenue Total</b>	\$ -	\$ -	\$ -	\$ -
	<b>PERSONNEL COSTS</b>				
	None	\$ -	\$ -	\$ -	\$ -
	<b>OPERATIONS &amp; MAINTENANCE COSTS</b>				
	None	-	-	-	-
	<b>O &amp; M Total:</b>	\$ -	\$ -	\$ -	\$ -
<b>100</b>	<b>CAPITAL COSTS</b>				
8000	Capital Outlay	\$ -	\$ -	\$ -	\$ -
	<b>Total:</b>	\$ -	\$ -	\$ -	\$ -
	<b><u>DIVISION SUMMARY</u></b>				
	<b>Total Revenue</b>	\$ -	\$ -	\$ -	\$ -
	<b>Personnel</b>	\$ -	\$ -	\$ -	\$ -
	<b>Operations &amp; Maintenance</b>	-	-	-	-
	<b>Capital</b>	-	-	-	-
	<b>Total Expenditures</b>	\$ -	\$ -	\$ -	\$ -
	<b>Surplus/Shortfall</b>	\$ -	\$ -	\$ -	\$ -
	<b>Estimated Available Reserves</b>				\$ 21,600

**City of Canyon Lake  
Budget Summary  
Fiscal Year 2018-2019**

<b>Capital Projects Function - Department</b>		<b>Capital Projects - Fund 40 Division - Code</b>			
Object Acct #		Actual 2015-16	Actual 2016-17	Budget 2017-18	Proposed 2018-19
<b>PROGRAM REVENUES</b>					
4590	Grant Revenues	\$ -	\$ 22,717	\$ -	\$ -
5901	Transfer from Gas Tax Fund	-	-	-	-
	<b>Program Revenue Total</b>	<b>\$ -</b>	<b>\$ 22,717</b>	<b>\$ -</b>	<b>\$ -</b>
<b>PERSONNEL COSTS</b>					
	None	\$ -	\$ -	\$ -	\$ -
<b>OPERATIONS &amp; MAINTENANCE COSTS</b>					
8101	Calming Signs Upgrade	\$ -	\$ -	\$ 28,000	\$ -
8102	Monument Signs	-	29,427	6,800	-
	<b>O &amp; M Total:</b>	<b>\$ -</b>	<b>\$ 29,427</b>	<b>\$ 34,800</b>	<b>\$ -</b>
<b>CAPITAL COSTS</b>					
	None	\$ -	\$ -	\$ -	\$ -
<b><u>DIVISION SUMMARY</u></b>					
	<b>Total Revenue</b>	<b>\$ -</b>	<b>\$ 22,717</b>	<b>\$ -</b>	<b>\$ -</b>
	<b>Personnel</b>	<b>\$ -</b>	<b>\$ -</b>	<b>\$ -</b>	<b>\$ -</b>
	<b>Operations &amp; Maintenance</b>	<b>-</b>	<b>-</b>	<b>-</b>	<b>-</b>
	<b>Capital</b>	<b>-</b>	<b>29,427</b>	<b>34,800</b>	<b>-</b>
	<b>Total Expenditures</b>	<b>\$ -</b>	<b>\$ 29,427</b>	<b>\$ 34,800</b>	<b>\$ -</b>
	<b>Surplus/Shortfall</b>	<b>\$ -</b>	<b>\$ (6,710)</b>	<b>\$ (34,800)</b>	<b>\$ -</b>
	<b>Estimated Available Reserves</b>				<b>\$ 376,000</b>



City of Canyon Lake  
City Council  
Staff Report

**TO:** Honorable Mayor and Members of the City Council  
**FROM:** Aaron Palmer, City Manager  
**BY:** Terry Shea, Accountant  
**DATE:** June 6, 2018  
**SUBJECT:** Approve Resolution No. 2018-17, Approving the salary and wage schedule for employees of the City for Fiscal Year 2018/19

---

---

**Recommendation:**

Staff recommends that the City Council approve Resolution No. 2018-17, approving the salary and wage schedule for employees of the City for Fiscal Year 2018/19.

**Background:**

Each year the City Council approves the salary and wage schedule for employees. The City Manager has reviewed the positions and organizational structure of the City and identified the positions necessary.

There are no increases in the wages and salaries for this fiscal year

**Fiscal Impact:**

There are no proposed pay increases.

**Attachments:**

1. Resolution No. 2018-17

**RESOLUTION NO. 2018-17**

**A RESOLUTION OF THE CITY COUNCIL OF THE CITY OF CANYON LAKE, CALIFORNIA APPROVING THE SALARY AND WAGE SCHEDULE FOR EMPLOYEES OF THE CITY FOR FY 2018-2019**

WHEREAS, annually the City Council should adopt a resolution which establishes salaries and wages for its employees; and

WHEREAS, the City Manager has reviewed the staff positions and the organizational structure of the City and identified positions necessary for the City of Canyon Lake.

NOW, THEREFORE, the City Council of the City of Canyon Lake resolves as follows:

Section 1. Exhibit A has been modified to incorporate employee positions, salaries and wages.

Section 2. All other terms and conditions of employment shall remain the same.

Section 3. These changes shall be effective July 1, 2018 and shall continue until modified.

PASSED, APPROVED AND ADOPTED this 6 day of June, 2018.

---

Vicki Warren, Mayor

ATTEST:

---

Stephanie Roseen, Deputy City Clerk

State of California     )  
County of Riverside   ) ss  
City of Canyon Lake   )

I, Stephanie Roseen, Deputy City Clerk of the City of Canyon Lake, California, Do hereby certify, that the foregoing is a true and correct copy of the Resolution No. 2018-17 adopted by the City Council of the City of Canyon Lake, California, at a regular meeting held on the 6 day of June, 2018, by the following vote:

Ayes:

Noes:

Abstain:

Absent:

---

Stephanie Roseen, Deputy City Clerk

**SALARIES AND WAGES – EXHIBIT A**

<b>Salaried Employees</b>	<b>City Manager</b>	Per contract
	<b>City Clerk</b>	Per contract
	<b>Administrative Services Manager</b>	\$75,000 - \$86,250

**Hourly Employees**

<b>Job Title</b>	<b>Step A</b>	<b>Step B</b>	<b>Step C</b>	<b>Step D</b>	<b>Step E</b>
Office Specialist	13.50/hr	14.04/hr	14.60/hr	15.18/hr	15.79/hr
Senior Office Specialist	17.00/hr	17.68/hr	18.39/hr	19.13/hr	19.90/hr
Deputy City Clerk	21.00/hr	21.84/hr	22.71/hr	23.62/hr	24.56/hr
Code Enforcement Tech	22.00/hr	23.10/hr	24.26/hr	25.47/hr	26.74/hr
Code Enforcement Officer	23.00/hr	23.92/hr	24.88/hr	25.88/hr	26.92/hr
Special Enforcement Officer	23.00/hr	23.92/hr	24.88/hr	25.88/hr	26.92/hr
Senior Special Enforcement Officer	28.00/hr	29.12/hr	30.28/hr	31.49/hr	32.75/hr

City of Canyon Lake  
City Council  
Staff Report

**TO:** Honorable Mayor and Members of the City Council  
**FROM:** Aaron Palmer, City Manager  
**DATE:** June 6, 2018  
**SUBJECT:** Discussion and possible action regarding AB 1405

---

**Recommendation:**

Discussion by the City Council regarding AB 1405 and possible action/direction given to staff from the results of the discussion.

**Background:**

Council Member Bonner attended at meeting recently where AB 1405 was discussed. This bill would allow the State to enter into a public-private partnership regarding digital billboards on State owned property along freeways within the State.

**Budget (or Fiscal) Impact:**

Unknown at this time.

**Attachments:**

Recommend Course of Action to Defeat AB 1405



***Recommended Course of Action  
To Defeat AB 1405***

- 1. Contact your local State Representative (i.e. State Senator and Assembly Member).**
- 2. Contact Rich Garbarino, President of League of California Cities.**
- 3. Contact your individual lobbyist.**
- 4. Send letter of opposition directly to:**

**Assemblyman Kevin Mullin  
State Capitol  
PO Box 942849  
Sacramento, CA 94249-0022**

AMENDED IN SENATE FEBRUARY 26, 2018  
AMENDED IN SENATE SEPTEMBER 8, 2017  
AMENDED IN SENATE SEPTEMBER 1, 2017  
AMENDED IN SENATE JULY 17, 2017  
AMENDED IN ASSEMBLY MAY 2, 2017  
AMENDED IN ASSEMBLY MARCH 20, 2017  
CALIFORNIA LEGISLATURE—2017—18 REGULAR SESSION

**ASSEMBLY BILL**

**No. 1405**

---

**Introduced by Assembly Member Mullin**

February 17, 2017

---

An act to add Article 4.6 (commencing with Section 172) to Chapter 1 of Division 1 of the Streets and Highways Code, relating to transportation.

LEGISLATIVE COUNSEL'S DIGEST

AB 1405, as amended, Mullin. Advanced Digital Network Act.  
Existing law, the Outdoor Advertising Act, provides for the regulation by the Department of Transportation of advertising displays, as defined, within view of public highways.

This bill would enact the Advanced Digital Network Act. The bill would authorize the department, subject to federal approval, to enter into a specified comprehensive development lease agreement pursuant to a best value competitive procurement process for a project with a public or private entity, or a consortia thereof, to install and operate a network of new digital signs within the rights-of-way of the state highway system that would display commercial advertising and public

service messages. The bill would authorize the use of the digital signs for emergency messages, as needed, and require dedicated time to be provided to the department to use the advanced digital network for traveler information and motorist safety and awareness campaigns and any other public messaging desired by the state, without providing additional compensation to the contracting entity.

The bill would provide for the contracting entity with which the department has entered into the agreement to contract and receive funds for the placement of commercial advertisements that meet certain standards established by the department. The bill would require revenues derived from the project to be allocated between the department and the contracting entity with which the department has entered into the agreement and would require those revenues received by the department to be deposited in the State Highway Account.

The bill would authorize the department to exercise any power possessed by it with respect to transportation projects to facilitate the project and to adopt guidelines and procedures relative to advertising on the network. The bill would require the department, within one year following the implementation of the project, to submit a specified report to the fiscal and policy committees of the Legislature having jurisdiction over transportation matters.

Vote: majority. Appropriation: no. Fiscal committee: yes.  
State-mandated local program: no.

*The people of the State of California do enact as follows:*

1 SECTION 1. Article 4.6 (commencing with Section 172) is  
2 added to Chapter 1 of Division 1 of the Streets and Highways  
3 Code, to read:

4  
5 Article 4.6. Advanced Digital Network Act

6  
7 172. This article shall be known, and may be cited, as the  
8 Advanced Digital Network Act.

9 172.1. The Legislature finds and declares all of the following:

10 (a) Communicating timely information to the traveling public  
11 regarding laws, services and events, public service and public  
12 health and safety messages, and emergency notifications is an  
13 essential public purpose that advances the general health, welfare,

1 and safety of the citizens of California and entities that visit and  
2 travel through the state.

3 (b) California presently makes available on its Internet Web  
4 site information regarding laws, services and events, communicates  
5 public service and public health and safety messages, and transmits  
6 emergency notifications to users of computers, smartphones, and  
7 similar online and wireless devices. While this mechanism is  
8 effective, it does not provide real-time information to motorists.

9 (c) Recent advances in technology have made it possible to  
10 create a reliable, effective, and comprehensive network of digital  
11 signs that combine text with graphics in order to rapidly and clearly  
12 communicate important emergency and public service information  
13 to the users of California's highways more safely and effectively  
14 than the current methods. This advanced technology digital network  
15 would increase the efficacy and reliability of this information  
16 transmission by increasing the number and visibility of signs  
17 providing emergency and public service information, thereby  
18 enhancing the safety and travel experience of the people of  
19 California, and function as an extension and improvement of the  
20 existing California public information and emergency messaging  
21 communication efforts.

22 (d) The establishment and operation of an advanced digital  
23 network should be accomplished at no cost to the state through a  
24 public-private partnership, where the private partner erects and  
25 operates the network, but is allowed to earn revenues from  
26 advertising when signs on the network are not used for public  
27 purposes.

28 (e) Revenues to the state generated by the advanced digital  
29 network would provide additional funding for transportation and  
30 safety initiatives such as additional highway maintenance and  
31 repair, in return for the right to place advertisements on the  
32 advanced digital network in a manner that is consistent with, and  
33 supports, the network's safety and public communication functions.

34 (f) The advanced digital network signs shall be located and  
35 installed in accordance with department guidelines for orientation  
36 toward motorists on the traveled way and shall have minimal  
37 impact outside of those rights-of-way.

38 (g) The authority to use the advanced digital network for  
39 commercial advertising shall require that the advertising and  
40 department messaging, when displayed in combination, are

**City of Canyon Lake  
City Council  
Staff Report**

**TO:** Honorable Mayor and Members of the City Council  
**FROM:** Aaron Palmer, City Manager  
**DATE:** June 6, 2018  
**SUBJECT:** Discussion and possible action regarding status as a sanctuary city (SB 54)

---

---

**Recommendation**

Discussion and possible action regarding status as a sanctuary city (SB 54).

**Background**

The City of Los Alamitos in Orange County was the first city to pass an anti-sanctuary resolution that allows its residents and agencies to ignore California's sanctuary laws. Los Alamitos was sued by the ACLU in April. The ACLU argues that Los Alamitos cannot pick and choose which state laws it will follow. The ACLU further contends that the city's move to exempt itself from SB 54 is illegal, wastes taxpayer money and threatens residents' safety. Los Alamitos Mayor Troy Edgar started a GoFundMe page to raise money for legal fees: <https://www.gofundme.com/HelpLosAlamitos>. As of May 28, Los Alamitos has raised \$25,870 of its \$100,000 goal. Nothing has happened in that case.

Other cities that have passed anti-sanctuary resolutions include: Newport Beach, San Juan Capistrano, Aliso Viejo, Mission Viejo, Orange, Yorba Linda, Costa Mesa, Lake Forest, Fountain Valley, Buena Park, Laguna Niguel, Westminster, Escondido, Dana Point, Carlsbad, Simi Valley, Murrieta, Hesperia, Beaumont, and Lake Elsinore.

- Most of these cities also voted to file amicus briefs in support of the U.S. Department of Justice.
- Huntington Beach is the first city to file a lawsuit against California over its sanctuary state status.
- Upland voted to file a brief in support of Huntington Beach's lawsuit.
- San Jacinto voted to file a brief in support of the U.S. Department of Justice, but only if someone else pays for it.
- Yucaipa voted to not to spend money on litigation and instead approved drafting a letter making their opposition known.
  - "Because Yucaipa, a city of 54,000, contracts with the San Bernardino County Sheriff's Department for police services, the issue of whether local police operations will be altered in response to SB 54 is up to the county, city staffers said."

- Wildomar voted unanimously during closed session to have the mayor draft a letter stating Wildomar’s position on the sanctuary law but decided not to join the lawsuits challenging SB 54.
  - “City Manager Gary Nordquist said his city, which doesn’t have its own police force and contracts with the Riverside County Sheriff’s Department, has no control over jails and no basis to join the lawsuit.”

Counties that have passed anti-sanctuary resolutions include: Orange County, San Diego, Tehama, Kern, Siskiyou, and Shasta.

Camarillo, Porterville, San Dimas, and Del Norte County are among the localities have voted to take no action.

Federal guidance: There is no federal guidance on this issue yet. The U.S. Attorney General’s lawsuit against California is still pending.

**Budget (or Fiscal) Impact**

Unknown at this time.

**Attachments**

None